

**ABARTH 124 SPIDER**

year: 2016 →

program No: 12259

from: 2020-06-30

| connector 8 pin |        |        |        |        |        |                           |                         |
|-----------------|--------|--------|--------|--------|--------|---------------------------|-------------------------|
| CAN H           | CAN L  | CAN H  | CAN L  | CAN H  | CAN L  | OUT +                     | OUT -                   |
| CAN1-H          | CAN1-L | CAN2-H | CAN2-L | CAN3-H | CAN3-L | Alternative blink control | Alt. contr. centr. lock |
| 1               | 2      | 3      | 4      | 5      | 6      | 7                         | 8                       |
| +               | +      | +      | +      | +      | +      | +                         | +                       |

| connector 15 pin   |                        |           |            |                  |              |                     |                       |                    |                     |              |                |                    |          |              |
|--------------------|------------------------|-----------|------------|------------------|--------------|---------------------|-----------------------|--------------------|---------------------|--------------|----------------|--------------------|----------|--------------|
| OUT                | OUT                    | OUT       | OUT        | OUT              | OUT          | OUT                 | OUT                   | OUT                | OUT                 | OUT          | OUT            | OUT                | OUT      | OUT          |
| Driver door sensor | Passengers door sensor | Trunk lid | Hood sense | Original alarm++ | Arming state | Lock factory remote | Unlock factory remote | Any button pressed | Handbrake / Parking | Speed 10kmph | Engine running | Engine speed (RPM) | Ignition | Key inserted |
| 1                  | 2                      | 3         | 4          | 5                | 6            | 7                   | 8                     | 9                  | 10                  | 11           | 12             | 13                 | 14       | 15           |
| +                  | +                      | +         | +          | +                | +            | +                   | +                     | +                  | +                   | +            | +              | +                  | +        | +            |

| connector 10 pin |                           |                     |                    |                     |               |                   |                   |     |          |
|------------------|---------------------------|---------------------|--------------------|---------------------|---------------|-------------------|-------------------|-----|----------|
| OUT              | IN                        | IN                  | IN                 | IN                  | IN            | IN                | IN                | IN  | IN       |
| Footbrake        | Drivers door opening sim. | Turn off the engine | Turn on the engine | Turn signal control | Trunk release | Opening all doors | Closing all doors | GND | PWR +12V |
| 1                | 2                         | 3                   | 4                  | 5                   | 6             | 7                 | 8                 | 9   | 10       |
| +                | +                         | +                   | +                  | +                   | +             | +                 | +                 | +   | +        |

Attention:

Switches 

**ABARTH 595**

year: 2016 →

program No: 12687

from: 2019-05-30

| connector 8 pin |        |        |        |        |        |                           |                         |
|-----------------|--------|--------|--------|--------|--------|---------------------------|-------------------------|
| CAN H           | CAN L  | CAN H  | CAN L  | CAN H  | CAN L  | OUT +                     | OUT -                   |
| CAN1-H          | CAN1-L | CAN2-H | CAN2-L | CAN3-H | CAN3-L | Alternative blink control | Alt. contr. centr. lock |
| 1               | 2      | 3      | 4      | 5      | 6      | 7                         | 8                       |
| +               | +      | +      | +      | +      | +      | +                         | +                       |

| connector 15 pin   |                        |           |            |                  |              |                     |                       |                    |                     |              |                |                    |          |              |
|--------------------|------------------------|-----------|------------|------------------|--------------|---------------------|-----------------------|--------------------|---------------------|--------------|----------------|--------------------|----------|--------------|
| OUT                | OUT                    | OUT       | OUT        | OUT              | OUT          | OUT                 | OUT                   | OUT                | OUT                 | OUT          | OUT            | OUT                | OUT      | OUT          |
| Driver door sensor | Passengers door sensor | Trunk lid | Hood sense | Original alarm++ | Arming state | Lock factory remote | Unlock factory remote | Any button pressed | Handbrake / Parking | Speed 10kmph | Engine running | Engine speed (RPM) | Ignition | Key inserted |
| 1                  | 2                      | 3         | 4          | 5                | 6            | 7                   | 8                     | 9                  | 10                  | 11           | 12             | 13                 | 14       | 15           |
| +                  | +                      | +         | +          | +                | +            | +                   | +                     | +                  | +                   | +            | +              | +                  | +        | +            |

| connector 10 pin |                           |                     |                    |                     |               |                   |                   |     |          |
|------------------|---------------------------|---------------------|--------------------|---------------------|---------------|-------------------|-------------------|-----|----------|
| OUT              | IN                        | IN                  | IN                 | IN                  | IN            | IN                | IN                | IN  | IN       |
| Footbrake        | Drivers door opening sim. | Turn off the engine | Turn on the engine | Turn signal control | Trunk release | Opening all doors | Closing all doors | GND | PWR +12V |
| 1                | 2                         | 3                   | 4                  | 5                   | 6             | 7                 | 8                 | 9   | 10       |
| +                | +                         | +                   | +                  | +                   | +             | +                 | +                 | +   | +        |

Attention:

Switches 

**ABARTH 695**

year: 2017 →

program No: 12687

from: 2019-05-30

| connector 8 pin |        |        |        |        |        |                           |                         |
|-----------------|--------|--------|--------|--------|--------|---------------------------|-------------------------|
| CAN H           | CAN L  | CAN H  | CAN L  | CAN H  | CAN L  | OUT +                     | OUT -                   |
| CAN1-H          | CAN1-L | CAN2-H | CAN2-L | CAN3-H | CAN3-L | Alternative blink control | Alt. contr. centr. lock |
| 1               | 2      | 3      | 4      | 5      | 6      | 7                         | 8                       |
| +               | +      | +      | +      | +      | +      | +                         | +                       |

| connector 15 pin   |                        |           |            |                  |              |                     |                       |                    |                     |              |                |                    |          |              |
|--------------------|------------------------|-----------|------------|------------------|--------------|---------------------|-----------------------|--------------------|---------------------|--------------|----------------|--------------------|----------|--------------|
| OUT                | OUT                    | OUT       | OUT        | OUT              | OUT          | OUT                 | OUT                   | OUT                | OUT                 | OUT          | OUT            | OUT                | OUT      | OUT          |
| Driver door sensor | Passengers door sensor | Trunk lid | Hood sense | Original alarm++ | Arming state | Lock factory remote | Unlock factory remote | Any button pressed | Handbrake / Parking | Speed 10kmph | Engine running | Engine speed (RPM) | Ignition | Key inserted |
| 1                  | 2                      | 3         | 4          | 5                | 6            | 7                   | 8                     | 9                  | 10                  | 11           | 12             | 13                 | 14       | 15           |
| +                  | +                      | +         | +          | +                | +            | +                   | +                     | +                  | +                   | +            | +              | +                  | +        | +            |

| connector 10 pin |                           |                     |                    |                     |               |                   |                   |     |          |
|------------------|---------------------------|---------------------|--------------------|---------------------|---------------|-------------------|-------------------|-----|----------|
| OUT              | IN                        | IN                  | IN                 | IN                  | IN            | IN                | IN                | IN  | IN       |
| Footbrake        | Drivers door opening sim. | Turn off the engine | Turn on the engine | Turn signal control | Trunk release | Opening all doors | Closing all doors | GND | PWR +12V |
| 1                | 2                         | 3                   | 4                  | 5                   | 6             | 7                 | 8                 | 9   | 10       |
| +                | +                         | +                   | +                  | +                   | +             | +                 | +                 | +   | +        |

Attention:

Switches 

**ACURA RDX**

year: 2019 →

with and without Keyless System

program No: 15131

from: 2023-11-16

| connector 8 pin |        |        |        |        |        |                           |                         |
|-----------------|--------|--------|--------|--------|--------|---------------------------|-------------------------|
| CAN H           | CAN L  | CAN H  | CAN L  | CAN H  | CAN L  | OUT +                     | OUT -                   |
| CAN1-H          | CAN1-L | CAN2-H | CAN2-L | CAN3-H | CAN3-L | Alternative blink control | Alt. contr. centr. lock |
| 1               | 2      | 3      | 4      | 5      | 6      | 7                         | 8                       |
| +               | +      | +      | +      | +      | +      | +                         | +                       |

| connector 15 pin   |                        |           |            |                  |              |                     |                       |                    |                     |              |                |                    |          |              |
|--------------------|------------------------|-----------|------------|------------------|--------------|---------------------|-----------------------|--------------------|---------------------|--------------|----------------|--------------------|----------|--------------|
| OUT                | OUT                    | OUT       | OUT        | OUT              | OUT          | OUT                 | OUT                   | OUT                | OUT                 | OUT          | OUT            | OUT                | OUT      | OUT          |
| Driver door sensor | Passengers door sensor | Trunk lid | Hood sense | Original alarm++ | Arming state | Lock factory remote | Unlock factory remote | Any button pressed | Handbrake / Parking | Speed 10kmph | Engine running | Engine speed (RPM) | Ignition | Key inserted |
| 1                  | 2                      | 3         | 4          | 5                | 6            | 7                   | 8                     | 9                  | 10                  | 11           | 12             | 13                 | 14       | 15           |
| +                  | +                      | +         | +          | +                | +            | +                   | +                     | +                  | +                   | +            | +              | +                  | +        | +            |

| connector 10 pin |                           |                     |                    |                     |               |                   |                   |     |          |
|------------------|---------------------------|---------------------|--------------------|---------------------|---------------|-------------------|-------------------|-----|----------|
| OUT              | IN                        | IN                  | IN                 | IN                  | IN            | IN                | IN                | IN  | IN       |
| Footbrake        | Drivers door opening sim. | Turn off the engine | Turn on the engine | Turn signal control | Trunk release | Opening all doors | Closing all doors | GND | PWR +12V |
| 1                | 2                         | 3                   | 4                  | 5                   | 6             | 7                 | 8                 | 9   | 10       |
| +                | +                         | +                   | +                  | +                   | +             | +                 | +                 | +   | +        |

Attention:

Switches 

**ACURA RDX**

year: 2010 →

with and without Keyless System

program No: 11113

from: 2017-09-01

| connector 8 pin |        |        |        |        |        |                           |                         |
|-----------------|--------|--------|--------|--------|--------|---------------------------|-------------------------|
| CAN H           | CAN L  | CAN H  | CAN L  | CAN H  | CAN L  | OUT +                     | OUT -                   |
| CAN1-H          | CAN1-L | CAN2-H | CAN2-L | CAN3-H | CAN3-L | Alternative blink control | Alt. contr. centr. lock |
| 1               | 2      | 3      | 4      | 5      | 6      | 7                         | 8                       |
| +               | +      | +      | +      | +      | +      | +                         | +                       |

| connector 15 pin   |                        |           |            |                  |              |                     |                       |                    |                     |              |                |                    |          |              |
|--------------------|------------------------|-----------|------------|------------------|--------------|---------------------|-----------------------|--------------------|---------------------|--------------|----------------|--------------------|----------|--------------|
| OUT                | OUT                    | OUT       | OUT        | OUT              | OUT          | OUT                 | OUT                   | OUT                | OUT                 | OUT          | OUT            | OUT                | OUT      | OUT          |
| Driver door sensor | Passengers door sensor | Trunk lid | Hood sense | Original alarm++ | Arming state | Lock factory remote | Unlock factory remote | Any button pressed | Handbrake / Parking | Speed 10kmph | Engine running | Engine speed (RPM) | Ignition | Key inserted |
| 1                  | 2                      | 3         | 4          | 5                | 6            | 7                   | 8                     | 9                  | 10                  | 11           | 12             | 13                 | 14       | 15           |
| +                  | +                      | +         | +          | +                | +            | +                   | +                     | +                  | +                   | +            | +              | +                  | +        | +            |

| connector 10 pin |                           |                     |                    |                     |               |                   |                   |     |          |
|------------------|---------------------------|---------------------|--------------------|---------------------|---------------|-------------------|-------------------|-----|----------|
| OUT              | IN                        | IN                  | IN                 | IN                  | IN            | IN                | IN                | IN  | IN       |
| Footbrake        | Drivers door opening sim. | Turn off the engine | Turn on the engine | Turn signal control | Trunk release | Opening all doors | Closing all doors | GND | PWR +12V |
| 1                | 2                         | 3                   | 4                  | 5                   | 6             | 7                 | 8                 | 9   | 10       |
| +                | +                         | +                   | +                  | +                   | +             | +                 | +                 | +   | +        |

Attention:

Switches 

| ACURA RDX       |        |        |        |        |        |       |       |                           |                         | year: 2007 →       |                        |           |            |                  |              |                     |                       |                    |                     | with and without Keyless System |                |                    |          |              |           |                           |                     |                    |                     | program No: 11113 |                   |                   |     |          |     |     |     |     |     | from: 2017-09-01 |    |    |    |    |                         |                              |                 |    |    |   |   |   |   |   |   |   |   |   |   |   |   |   |   |   |   |   |   |   |   |   |   |   |   |   |   |   |   |   |   |   |   |   |   |   |
|-----------------|--------|--------|--------|--------|--------|-------|-------|---------------------------|-------------------------|--------------------|------------------------|-----------|------------|------------------|--------------|---------------------|-----------------------|--------------------|---------------------|---------------------------------|----------------|--------------------|----------|--------------|-----------|---------------------------|---------------------|--------------------|---------------------|-------------------|-------------------|-------------------|-----|----------|-----|-----|-----|-----|-----|------------------|----|----|----|----|-------------------------|------------------------------|-----------------|----|----|---|---|---|---|---|---|---|---|---|---|---|---|---|---|---|---|---|---|---|---|---|---|---|---|---|---|---|---|---|---|---|---|---|---|---|
| connector 8 pin |        |        |        |        |        |       |       |                           |                         | connector 15 pin   |                        |           |            |                  |              |                     |                       |                    |                     | connector 10 pin                |                |                    |          |              |           |                           |                     |                    |                     |                   |                   |                   |     |          |     |     |     |     |     |                  |    |    |    |    |                         |                              |                 |    |    |   |   |   |   |   |   |   |   |   |   |   |   |   |   |   |   |   |   |   |   |   |   |   |   |   |   |   |   |   |   |   |   |   |   |   |
| CAN H           | CAN L  | CAN H  | CAN L  | CAN H  | CAN L  | CAN H | CAN L | OUT +                     | OUT +                   | OUT                | OUT                    | OUT       | OUT        | OUT              | OUT          | OUT                 | OUT                   | OUT                | OUT                 | OUT                             | IN             | IN                 | IN       | IN           | IN        | IN                        | IN                  | IN                 | IN                  | OUT               | OUT               | OUT               | OUT | OUT      | OUT | OUT | OUT | OUT | OUT | OUT              | IN | IN | IN | IN | IN                      | IN                           | IN              | IN | IN |   |   |   |   |   |   |   |   |   |   |   |   |   |   |   |   |   |   |   |   |   |   |   |   |   |   |   |   |   |   |   |   |   |   |   |
| CAN1-H          | CAN1-L | CAN2-H | CAN2-L | CAN3-H | CAN3-L |       |       | Alternative blink control | Alt. contr. centr. lock | Driver door sensor | Passengers door sensor | Trunk lid | Hood sense | Original alarm++ | Arming state | Lock factory remote | Unlock factory remote | Any button pressed | Handbrake / Parking | Speed 10kmph                    | Engine running | Engine speed (RPM) | Ignition | Key inserted | Footbrake | Drivers door opening sim. | Turn off the engine | Turn on the engine | Turn signal control | Trunk release     | Opening all doors | Closing all doors | GND | PWR +12V |     |     |     |     |     |                  |    |    |    |    | Contr. of factory alarm | Contr.c.lock. when ign.is on | Comfort closure |    |    |   |   |   |   |   |   |   |   |   |   |   |   |   |   |   |   |   |   |   |   |   |   |   |   |   |   |   |   |   |   |   |   |   |   |   |
| 1               | 2      | 3      | 4      | 5      | 6      |       |       | 7                         | 8                       | 1                  | 2                      | 3         | 4          | 5                | 6            | 7                   | 8                     | 9                  | 10                  | 11                              | 12             | 13                 | 14       | 15           | 1         | 2                         | 3                   | 4                  | 5                   | 6                 | 7                 | 8                 | 9   | 10       |     |     |     |     |     |                  |    |    |    |    | +                       | +                            | +               | +  | +  | + | + | + | + | + | + | + | + | + | + | + | + | + | + | + | + | + | + | + | + | + | + | + | + | + | + | + | + | + | + | + | + | + | + | + |

Attention:

Switches

| ACURA TL        |        |        |        |        |        |       |       |                           |                         | year: 2004 →       |                        |           |            |                  |              |                     |                       |                    |                     | program No: 11167 |                |                    |          |              |           |                           |                     |                    |                     | from: 2017-09-01 |                   |                   |     |          |     |     |     |     |     |     |    |    |    |    |                         |                              |                 |    |    |   |   |   |   |   |   |   |   |   |   |   |   |   |   |   |   |   |   |   |   |   |   |   |   |   |   |   |   |   |   |   |   |   |   |   |
|-----------------|--------|--------|--------|--------|--------|-------|-------|---------------------------|-------------------------|--------------------|------------------------|-----------|------------|------------------|--------------|---------------------|-----------------------|--------------------|---------------------|-------------------|----------------|--------------------|----------|--------------|-----------|---------------------------|---------------------|--------------------|---------------------|------------------|-------------------|-------------------|-----|----------|-----|-----|-----|-----|-----|-----|----|----|----|----|-------------------------|------------------------------|-----------------|----|----|---|---|---|---|---|---|---|---|---|---|---|---|---|---|---|---|---|---|---|---|---|---|---|---|---|---|---|---|---|---|---|---|---|---|---|
| connector 8 pin |        |        |        |        |        |       |       |                           |                         | connector 15 pin   |                        |           |            |                  |              |                     |                       |                    |                     | connector 10 pin  |                |                    |          |              |           |                           |                     |                    |                     |                  |                   |                   |     |          |     |     |     |     |     |     |    |    |    |    |                         |                              |                 |    |    |   |   |   |   |   |   |   |   |   |   |   |   |   |   |   |   |   |   |   |   |   |   |   |   |   |   |   |   |   |   |   |   |   |   |   |
| CAN H           | CAN L  | CAN H  | CAN L  | CAN H  | CAN L  | CAN H | CAN L | OUT +                     | OUT +                   | OUT                | OUT                    | OUT       | OUT        | OUT              | OUT          | OUT                 | OUT                   | OUT                | OUT                 | OUT               | IN             | IN                 | IN       | IN           | IN        | IN                        | IN                  | IN                 | IN                  | OUT              | OUT               | OUT               | OUT | OUT      | OUT | OUT | OUT | OUT | OUT | OUT | IN | IN | IN | IN | IN                      | IN                           | IN              | IN | IN |   |   |   |   |   |   |   |   |   |   |   |   |   |   |   |   |   |   |   |   |   |   |   |   |   |   |   |   |   |   |   |   |   |   |   |
| CAN1-H          | CAN1-L | CAN2-H | CAN2-L | CAN3-H | CAN3-L |       |       | Alternative blink control | Alt. contr. centr. lock | Driver door sensor | Passengers door sensor | Trunk lid | Hood sense | Original alarm++ | Arming state | Lock factory remote | Unlock factory remote | Any button pressed | Handbrake / Parking | Speed 10kmph      | Engine running | Engine speed (RPM) | Ignition | Key inserted | Footbrake | Drivers door opening sim. | Turn off the engine | Turn on the engine | Turn signal control | Trunk release    | Opening all doors | Closing all doors | GND | PWR +12V |     |     |     |     |     |     |    |    |    |    | Contr. of factory alarm | Contr.c.lock. when ign.is on | Comfort closure |    |    |   |   |   |   |   |   |   |   |   |   |   |   |   |   |   |   |   |   |   |   |   |   |   |   |   |   |   |   |   |   |   |   |   |   |   |
| 1               | 2      | 3      | 4      | 5      | 6      |       |       | 7                         | 8                       | 1                  | 2                      | 3         | 4          | 5                | 6            | 7                   | 8                     | 9                  | 10                  | 11                | 12             | 13                 | 14       | 15           | 1         | 2                         | 3                   | 4                  | 5                   | 6                | 7                 | 8                 | 9   | 10       |     |     |     |     |     |     |    |    |    |    | +                       | +                            | +               | +  | +  | + | + | + | + | + | + | + | + | + | + | + | + | + | + | + | + | + | + | + | + | + | + | + | + | + | + | + | + | + | + | + | + | + | + | + |

Attention:

Switches

| ACURA TLX       |        |        |        |        |        |       |       |                           |                         | year: 2015 →       |                        |           |            |                  |              |                     |                       |                    |                     | program No: 12363 |                |                    |          |              |           |                           |                     |                    |                     | from: 2023-11-13 |                   |                   |     |          |     |     |     |     |     |     |    |    |    |    |                         |                              |                 |    |    |   |   |   |   |   |   |   |   |   |   |   |   |   |   |   |   |   |   |   |   |   |   |   |   |   |   |   |   |   |   |   |   |   |   |   |
|-----------------|--------|--------|--------|--------|--------|-------|-------|---------------------------|-------------------------|--------------------|------------------------|-----------|------------|------------------|--------------|---------------------|-----------------------|--------------------|---------------------|-------------------|----------------|--------------------|----------|--------------|-----------|---------------------------|---------------------|--------------------|---------------------|------------------|-------------------|-------------------|-----|----------|-----|-----|-----|-----|-----|-----|----|----|----|----|-------------------------|------------------------------|-----------------|----|----|---|---|---|---|---|---|---|---|---|---|---|---|---|---|---|---|---|---|---|---|---|---|---|---|---|---|---|---|---|---|---|---|---|---|---|
| connector 8 pin |        |        |        |        |        |       |       |                           |                         | connector 15 pin   |                        |           |            |                  |              |                     |                       |                    |                     | connector 10 pin  |                |                    |          |              |           |                           |                     |                    |                     |                  |                   |                   |     |          |     |     |     |     |     |     |    |    |    |    |                         |                              |                 |    |    |   |   |   |   |   |   |   |   |   |   |   |   |   |   |   |   |   |   |   |   |   |   |   |   |   |   |   |   |   |   |   |   |   |   |   |
| CAN H           | CAN L  | CAN H  | CAN L  | CAN H  | CAN L  | CAN H | CAN L | OUT +                     | OUT +                   | OUT                | OUT                    | OUT       | OUT        | OUT              | OUT          | OUT                 | OUT                   | OUT                | OUT                 | OUT               | IN             | IN                 | IN       | IN           | IN        | IN                        | IN                  | IN                 | IN                  | OUT              | OUT               | OUT               | OUT | OUT      | OUT | OUT | OUT | OUT | OUT | OUT | IN | IN | IN | IN | IN                      | IN                           | IN              | IN | IN |   |   |   |   |   |   |   |   |   |   |   |   |   |   |   |   |   |   |   |   |   |   |   |   |   |   |   |   |   |   |   |   |   |   |   |
| CAN1-H          | CAN1-L | CAN2-H | CAN2-L | CAN3-H | CAN3-L |       |       | Alternative blink control | Alt. contr. centr. lock | Driver door sensor | Passengers door sensor | Trunk lid | Hood sense | Original alarm++ | Arming state | Lock factory remote | Unlock factory remote | Any button pressed | Handbrake / Parking | Speed 10kmph      | Engine running | Engine speed (RPM) | Ignition | Key inserted | Footbrake | Drivers door opening sim. | Turn off the engine | Turn on the engine | Turn signal control | Trunk release    | Opening all doors | Closing all doors | GND | PWR +12V |     |     |     |     |     |     |    |    |    |    | Contr. of factory alarm | Contr.c.lock. when ign.is on | Comfort closure |    |    |   |   |   |   |   |   |   |   |   |   |   |   |   |   |   |   |   |   |   |   |   |   |   |   |   |   |   |   |   |   |   |   |   |   |   |
| 1               | 2      | 3      | 4      | 5      | 6      |       |       | 7                         | 8                       | 1                  | 2                      | 3         | 4          | 5                | 6            | 7                   | 8                     | 9                  | 10                  | 11                | 12             | 13                 | 14       | 15           | 1         | 2                         | 3                   | 4                  | 5                   | 6                | 7                 | 8                 | 9   | 10       |     |     |     |     |     |     |    |    |    |    | +                       | +                            | +               | +  | +  | + | + | + | + | + | + | + | + | + | + | + | + | + | + | + | + | + | + | + | + | + | + | + | + | + | + | + | + | + | + | + | + | + | + | + |

Attention:

Switches

| ACURA TSX       |        |        |        |        |        |       |       |                           |                         | year: 2009 →       |                        |           |            |                  |              |                     |                       |                    |                     | program No: 12578 |                |                    |          |              |           |                           |                     |                    |                     | from: 2023-11-13 |                   |                   |     |          |     |     |     |     |     |     |    |    |    |    |                         |                              |                 |    |    |   |   |   |   |   |   |   |   |   |   |   |   |   |   |   |   |   |   |   |   |   |   |   |   |   |   |   |   |   |   |   |   |   |   |   |
|-----------------|--------|--------|--------|--------|--------|-------|-------|---------------------------|-------------------------|--------------------|------------------------|-----------|------------|------------------|--------------|---------------------|-----------------------|--------------------|---------------------|-------------------|----------------|--------------------|----------|--------------|-----------|---------------------------|---------------------|--------------------|---------------------|------------------|-------------------|-------------------|-----|----------|-----|-----|-----|-----|-----|-----|----|----|----|----|-------------------------|------------------------------|-----------------|----|----|---|---|---|---|---|---|---|---|---|---|---|---|---|---|---|---|---|---|---|---|---|---|---|---|---|---|---|---|---|---|---|---|---|---|---|
| connector 8 pin |        |        |        |        |        |       |       |                           |                         | connector 15 pin   |                        |           |            |                  |              |                     |                       |                    |                     | connector 10 pin  |                |                    |          |              |           |                           |                     |                    |                     |                  |                   |                   |     |          |     |     |     |     |     |     |    |    |    |    |                         |                              |                 |    |    |   |   |   |   |   |   |   |   |   |   |   |   |   |   |   |   |   |   |   |   |   |   |   |   |   |   |   |   |   |   |   |   |   |   |   |
| CAN H           | CAN L  | CAN H  | CAN L  | CAN H  | CAN L  | CAN H | CAN L | OUT +                     | OUT +                   | OUT                | OUT                    | OUT       | OUT        | OUT              | OUT          | OUT                 | OUT                   | OUT                | OUT                 | OUT               | IN             | IN                 | IN       | IN           | IN        | IN                        | IN                  | IN                 | IN                  | OUT              | OUT               | OUT               | OUT | OUT      | OUT | OUT | OUT | OUT | OUT | OUT | IN | IN | IN | IN | IN                      | IN                           | IN              | IN | IN |   |   |   |   |   |   |   |   |   |   |   |   |   |   |   |   |   |   |   |   |   |   |   |   |   |   |   |   |   |   |   |   |   |   |   |
| CAN1-H          | CAN1-L | CAN2-H | CAN2-L | CAN3-H | CAN3-L |       |       | Alternative blink control | Alt. contr. centr. lock | Driver door sensor | Passengers door sensor | Trunk lid | Hood sense | Original alarm++ | Arming state | Lock factory remote | Unlock factory remote | Any button pressed | Handbrake / Parking | Speed 10kmph      | Engine running | Engine speed (RPM) | Ignition | Key inserted | Footbrake | Drivers door opening sim. | Turn off the engine | Turn on the engine | Turn signal control | Trunk release    | Opening all doors | Closing all doors | GND | PWR +12V |     |     |     |     |     |     |    |    |    |    | Contr. of factory alarm | Contr.c.lock. when ign.is on | Comfort closure |    |    |   |   |   |   |   |   |   |   |   |   |   |   |   |   |   |   |   |   |   |   |   |   |   |   |   |   |   |   |   |   |   |   |   |   |   |
| 1               | 2      | 3      | 4      | 5      | 6      |       |       | 7                         | 8                       | 1                  | 2                      | 3         | 4          | 5                | 6            | 7                   | 8                     | 9                  | 10                  | 11                | 12             | 13                 | 14       | 15           | 1         | 2                         | 3                   | 4                  | 5                   | 6                | 7                 | 8                 | 9   | 10       |     |     |     |     |     |     |    |    |    |    | +                       | +                            | +               | +  | +  | + | + | + | + | + | + | + | + | + | + | + | + | + | + | + | + | + | + | + | + | + | + | + | + | + | + | + | + | + | + | + | + | + | + | + |

Attention:

Switches

| ACURA TSX       |        |        |        |        |        |       |       |                           |                         | year: 2004 →       |                        |           |            |                  |              |                     |                       |                    |                     | program No: 11167 |                |                    |          |              |           |                           |                     |                    |                     | from: 2017-09-01 |                   |                   |     |          |     |     |     |     |     |     |    |    |    |    |                         |                              |                 |    |    |   |   |   |   |   |   |   |   |   |   |   |   |   |   |   |   |   |   |   |   |   |   |   |   |   |   |   |   |   |   |   |   |   |   |   |
|-----------------|--------|--------|--------|--------|--------|-------|-------|---------------------------|-------------------------|--------------------|------------------------|-----------|------------|------------------|--------------|---------------------|-----------------------|--------------------|---------------------|-------------------|----------------|--------------------|----------|--------------|-----------|---------------------------|---------------------|--------------------|---------------------|------------------|-------------------|-------------------|-----|----------|-----|-----|-----|-----|-----|-----|----|----|----|----|-------------------------|------------------------------|-----------------|----|----|---|---|---|---|---|---|---|---|---|---|---|---|---|---|---|---|---|---|---|---|---|---|---|---|---|---|---|---|---|---|---|---|---|---|---|
| connector 8 pin |        |        |        |        |        |       |       |                           |                         | connector 15 pin   |                        |           |            |                  |              |                     |                       |                    |                     | connector 10 pin  |                |                    |          |              |           |                           |                     |                    |                     |                  |                   |                   |     |          |     |     |     |     |     |     |    |    |    |    |                         |                              |                 |    |    |   |   |   |   |   |   |   |   |   |   |   |   |   |   |   |   |   |   |   |   |   |   |   |   |   |   |   |   |   |   |   |   |   |   |   |
| CAN H           | CAN L  | CAN H  | CAN L  | CAN H  | CAN L  | CAN H | CAN L | OUT +                     | OUT +                   | OUT                | OUT                    | OUT       | OUT        | OUT              | OUT          | OUT                 | OUT                   | OUT                | OUT                 | OUT               | IN             | IN                 | IN       | IN           | IN        | IN                        | IN                  | IN                 | IN                  | OUT              | OUT               | OUT               | OUT | OUT      | OUT | OUT | OUT | OUT | OUT | OUT | IN | IN | IN | IN | IN                      | IN                           | IN              | IN | IN |   |   |   |   |   |   |   |   |   |   |   |   |   |   |   |   |   |   |   |   |   |   |   |   |   |   |   |   |   |   |   |   |   |   |   |
| CAN1-H          | CAN1-L | CAN2-H | CAN2-L | CAN3-H | CAN3-L |       |       | Alternative blink control | Alt. contr. centr. lock | Driver door sensor | Passengers door sensor | Trunk lid | Hood sense | Original alarm++ | Arming state | Lock factory remote | Unlock factory remote | Any button pressed | Handbrake / Parking | Speed 10kmph      | Engine running | Engine speed (RPM) | Ignition | Key inserted | Footbrake | Drivers door opening sim. | Turn off the engine | Turn on the engine | Turn signal control | Trunk release    | Opening all doors | Closing all doors | GND | PWR +12V |     |     |     |     |     |     |    |    |    |    | Contr. of factory alarm | Contr.c.lock. when ign.is on | Comfort closure |    |    |   |   |   |   |   |   |   |   |   |   |   |   |   |   |   |   |   |   |   |   |   |   |   |   |   |   |   |   |   |   |   |   |   |   |   |
| 1               | 2      | 3      | 4      | 5      | 6      |       |       | 7                         | 8                       | 1                  | 2                      | 3         | 4          | 5                | 6            | 7                   | 8                     | 9                  | 10                  | 11                | 12             | 13                 | 14       | 15           | 1         | 2                         | 3                   | 4                  | 5                   | 6                | 7                 | 8                 | 9   | 10       |     |     |     |     |     |     |    |    |    |    | +                       | +                            | +               | +  | +  | + | + | + | + | + | + | + | + | + | + | + | + | + | + | + | + | + | + | + | + | + | + | + | + | + | + | + | + | + | + | + | + | + | + | + |

Attention:

Switches



ALFA ROMEO GIULIETTA

year: 2010 →

program №: 11127

from: 2017-09-01

| connector 8 pin |        |        |        |        |        |                           |                         | connector 15 pin   |                        |           |            |                  |              |                     |                       |                    |                     |              |                |                    |          |              | connector 10 pin |                           |                     |                    |                     |               |                   |                   |     |          |    |    |   |                         |                               |                 |  |  |  |
|-----------------|--------|--------|--------|--------|--------|---------------------------|-------------------------|--------------------|------------------------|-----------|------------|------------------|--------------|---------------------|-----------------------|--------------------|---------------------|--------------|----------------|--------------------|----------|--------------|------------------|---------------------------|---------------------|--------------------|---------------------|---------------|-------------------|-------------------|-----|----------|----|----|---|-------------------------|-------------------------------|-----------------|--|--|--|
| CAN H           | CAN L  | CAN H  | CAN L  | CAN H  | CAN L  | OUT +                     | OUT -                   | OUT                | OUT                    | OUT       | OUT        | OUT              | OUT          | OUT                 | OUT                   | OUT                | OUT                 | OUT          | OUT            | OUT                | OUT      | OUT          | OUT              | OUT                       | OUT                 | OUT                | IN                  | IN            | IN                | IN                | IN  | IN       | IN | IN | + | +                       | +                             |                 |  |  |  |
| CAN1-H          | CAN1-L | CAN2-H | CAN2-L | CAN3-H | CAN3-L | Alternative blink control | Alt. contr. centr. lock | Driver door sensor | Passengers door sensor | Trunk lid | Hood sense | Original alarm++ | Arming state | Lock factory remote | Unlock factory remote | Any button pressed | Handbrake / Parking | Speed 10kmph | Engine running | Engine speed (RPM) | Ignition | Key inserted | Footbrake        | Drivers door opening sim. | Turn off the engine | Turn on the engine | Turn signal control | Trunk release | Opening all doors | Closing all doors | GND | PWR +12V |    |    |   | Contr. of factory alarm | Contr. c.lock. when ign.is on | Comfort closure |  |  |  |
| 1               | 2      | 3      | 4      | 5      | 6      | 7                         | 8                       | 1                  | 2                      | 3         | 4          | 5                | 6            | 7                   | 8                     | 9                  | 10                  | 11           | 12             | 13                 | 14       | 15           | 1                | 2                         | 3                   | 4                  | 5                   | 6             | 7                 | 8                 | 9   | 10       |    |    |   | +                       | +                             | +               |  |  |  |

Attention:

ALFA ROMEO GT

year: 2005 →

program №: 11128

from: 2017-09-01

| connector 8 pin |        |        |        |        |        |                           |                         | connector 15 pin   |                        |           |            |                  |              |                     |                       |                    |                     |              |                |                    |          |              | connector 10 pin |                           |                     |                    |                     |               |                   |                   |     |          |    |    |   |                         |                               |                 |  |  |  |
|-----------------|--------|--------|--------|--------|--------|---------------------------|-------------------------|--------------------|------------------------|-----------|------------|------------------|--------------|---------------------|-----------------------|--------------------|---------------------|--------------|----------------|--------------------|----------|--------------|------------------|---------------------------|---------------------|--------------------|---------------------|---------------|-------------------|-------------------|-----|----------|----|----|---|-------------------------|-------------------------------|-----------------|--|--|--|
| CAN H           | CAN L  | CAN H  | CAN L  | CAN H  | CAN L  | OUT +                     | OUT -                   | OUT                | OUT                    | OUT       | OUT        | OUT              | OUT          | OUT                 | OUT                   | OUT                | OUT                 | OUT          | OUT            | OUT                | OUT      | OUT          | OUT              | OUT                       | OUT                 | OUT                | IN                  | IN            | IN                | IN                | IN  | IN       | IN | IN | + | +                       | +                             |                 |  |  |  |
| CAN1-H          | CAN1-L | CAN2-H | CAN2-L | CAN3-H | CAN3-L | Alternative blink control | Alt. contr. centr. lock | Driver door sensor | Passengers door sensor | Trunk lid | Hood sense | Original alarm++ | Arming state | Lock factory remote | Unlock factory remote | Any button pressed | Handbrake / Parking | Speed 10kmph | Engine running | Engine speed (RPM) | Ignition | Key inserted | Footbrake        | Drivers door opening sim. | Turn off the engine | Turn on the engine | Turn signal control | Trunk release | Opening all doors | Closing all doors | GND | PWR +12V |    |    |   | Contr. of factory alarm | Contr. c.lock. when ign.is on | Comfort closure |  |  |  |
| 1               | 2      | 3      | 4      | 5      | 6      | 7                         | 8                       | 1                  | 2                      | 3         | 4          | 5                | 6            | 7                   | 8                     | 9                  | 10                  | 11           | 12             | 13                 | 14       | 15           | 1                | 2                         | 3                   | 4                  | 5                   | 6             | 7                 | 8                 | 9   | 10       |    |    |   | +                       | +                             | +               |  |  |  |

Attention:

ALFA ROMEO MITO

year: 2014 →

program №: 11127

from: 2017-09-01

| connector 8 pin |        |        |        |        |        |                           |                         | connector 15 pin   |                        |           |            |                  |              |                     |                       |                    |                     |              |                |                    |          |              | connector 10 pin |                           |                     |                    |                     |               |                   |                   |     |          |    |    |   |                         |                               |                 |  |  |  |
|-----------------|--------|--------|--------|--------|--------|---------------------------|-------------------------|--------------------|------------------------|-----------|------------|------------------|--------------|---------------------|-----------------------|--------------------|---------------------|--------------|----------------|--------------------|----------|--------------|------------------|---------------------------|---------------------|--------------------|---------------------|---------------|-------------------|-------------------|-----|----------|----|----|---|-------------------------|-------------------------------|-----------------|--|--|--|
| CAN H           | CAN L  | CAN H  | CAN L  | CAN H  | CAN L  | OUT +                     | OUT -                   | OUT                | OUT                    | OUT       | OUT        | OUT              | OUT          | OUT                 | OUT                   | OUT                | OUT                 | OUT          | OUT            | OUT                | OUT      | OUT          | OUT              | OUT                       | OUT                 | OUT                | IN                  | IN            | IN                | IN                | IN  | IN       | IN | IN | + | +                       | +                             |                 |  |  |  |
| CAN1-H          | CAN1-L | CAN2-H | CAN2-L | CAN3-H | CAN3-L | Alternative blink control | Alt. contr. centr. lock | Driver door sensor | Passengers door sensor | Trunk lid | Hood sense | Original alarm++ | Arming state | Lock factory remote | Unlock factory remote | Any button pressed | Handbrake / Parking | Speed 10kmph | Engine running | Engine speed (RPM) | Ignition | Key inserted | Footbrake        | Drivers door opening sim. | Turn off the engine | Turn on the engine | Turn signal control | Trunk release | Opening all doors | Closing all doors | GND | PWR +12V |    |    |   | Contr. of factory alarm | Contr. c.lock. when ign.is on | Comfort closure |  |  |  |
| 1               | 2      | 3      | 4      | 5      | 6      | 7                         | 8                       | 1                  | 2                      | 3         | 4          | 5                | 6            | 7                   | 8                     | 9                  | 10                  | 11           | 12             | 13                 | 14       | 15           | 1                | 2                         | 3                   | 4                  | 5                   | 6             | 7                 | 8                 | 9   | 10       |    |    |   | +                       | +                             | +               |  |  |  |

Attention:

ALFA ROMEO MITO

year: 2009 →

program №: 11127

from: 2017-09-01

| connector 8 pin |        |        |        |        |        |                           |                         | connector 15 pin   |                        |           |            |                  |              |                     |                       |                    |                     |              |                |                    |          |              | connector 10 pin |                           |                     |                    |                     |               |                   |                   |     |          |    |    |   |                         |                               |                 |  |  |  |
|-----------------|--------|--------|--------|--------|--------|---------------------------|-------------------------|--------------------|------------------------|-----------|------------|------------------|--------------|---------------------|-----------------------|--------------------|---------------------|--------------|----------------|--------------------|----------|--------------|------------------|---------------------------|---------------------|--------------------|---------------------|---------------|-------------------|-------------------|-----|----------|----|----|---|-------------------------|-------------------------------|-----------------|--|--|--|
| CAN H           | CAN L  | CAN H  | CAN L  | CAN H  | CAN L  | OUT +                     | OUT -                   | OUT                | OUT                    | OUT       | OUT        | OUT              | OUT          | OUT                 | OUT                   | OUT                | OUT                 | OUT          | OUT            | OUT                | OUT      | OUT          | OUT              | OUT                       | OUT                 | OUT                | IN                  | IN            | IN                | IN                | IN  | IN       | IN | IN | + | +                       | +                             |                 |  |  |  |
| CAN1-H          | CAN1-L | CAN2-H | CAN2-L | CAN3-H | CAN3-L | Alternative blink control | Alt. contr. centr. lock | Driver door sensor | Passengers door sensor | Trunk lid | Hood sense | Original alarm++ | Arming state | Lock factory remote | Unlock factory remote | Any button pressed | Handbrake / Parking | Speed 10kmph | Engine running | Engine speed (RPM) | Ignition | Key inserted | Footbrake        | Drivers door opening sim. | Turn off the engine | Turn on the engine | Turn signal control | Trunk release | Opening all doors | Closing all doors | GND | PWR +12V |    |    |   | Contr. of factory alarm | Contr. c.lock. when ign.is on | Comfort closure |  |  |  |
| 1               | 2      | 3      | 4      | 5      | 6      | 7                         | 8                       | 1                  | 2                      | 3         | 4          | 5                | 6            | 7                   | 8                     | 9                  | 10                  | 11           | 12             | 13                 | 14       | 15           | 1                | 2                         | 3                   | 4                  | 5                   | 6             | 7                 | 8                 | 9   | 10       |    |    |   | +                       | +                             | +               |  |  |  |

Attention:

ALFA ROMEO STELVIO

year: 2020 →

with and without Keyless System

program №: 14811

from: 2023-06-27

| connector 8 pin |        |        |        |        |        |                           |                         | connector 15 pin   |                        |           |            |                  |              |                     |                       |                    |                     |              |                |                    |          |              | connector 10 pin |                           |                     |                    |                     |               |                   |                   |     |          |    |    |   |                         |                               |                 |  |  |  |
|-----------------|--------|--------|--------|--------|--------|---------------------------|-------------------------|--------------------|------------------------|-----------|------------|------------------|--------------|---------------------|-----------------------|--------------------|---------------------|--------------|----------------|--------------------|----------|--------------|------------------|---------------------------|---------------------|--------------------|---------------------|---------------|-------------------|-------------------|-----|----------|----|----|---|-------------------------|-------------------------------|-----------------|--|--|--|
| CAN H           | CAN L  | CAN H  | CAN L  | CAN H  | CAN L  | OUT +                     | OUT -                   | OUT                | OUT                    | OUT       | OUT        | OUT              | OUT          | OUT                 | OUT                   | OUT                | OUT                 | OUT          | OUT            | OUT                | OUT      | OUT          | OUT              | OUT                       | OUT                 | OUT                | IN                  | IN            | IN                | IN                | IN  | IN       | IN | IN | + | +                       | +                             |                 |  |  |  |
| CAN1-H          | CAN1-L | CAN2-H | CAN2-L | CAN3-H | CAN3-L | Alternative blink control | Alt. contr. centr. lock | Driver door sensor | Passengers door sensor | Trunk lid | Hood sense | Original alarm++ | Arming state | Lock factory remote | Unlock factory remote | Any button pressed | Handbrake / Parking | Speed 10kmph | Engine running | Engine speed (RPM) | Ignition | Key inserted | Footbrake        | Drivers door opening sim. | Turn off the engine | Turn on the engine | Turn signal control | Trunk release | Opening all doors | Closing all doors | GND | PWR +12V |    |    |   | Contr. of factory alarm | Contr. c.lock. when ign.is on | Comfort closure |  |  |  |
| 1               | 2      | 3      | 4      | 5      | 6      | 7                         | 8                       | 1                  | 2                      | 3         | 4          | 5                | 6            | 7                   | 8                     | 9                  | 10                  | 11           | 12             | 13                 | 14       | 15           | 1                | 2                         | 3                   | 4                  | 5                   | 6             | 7                 | 8                 | 9   | 10       |    |    |   | +                       | +                             | +               |  |  |  |

Attention:

Switches [Icons]



**ALFA ROMEO STELVIO** year: **2018** → with and without Keyless System program No: **12234** from: **2023-06-27**

| connector 8 pin |        |        |        |        |        |                           |                         | connector 15 pin   |                        |           |            |                  |              |                     |                       |                    |                     |              |                |                    |          |              | connector 10 pin |                           |                     |                    |                     |               |                   |                   |     |          |                         |                               |                 |    |  |  |  |  |  |  |  |  |  |  |  |  |  |
|-----------------|--------|--------|--------|--------|--------|---------------------------|-------------------------|--------------------|------------------------|-----------|------------|------------------|--------------|---------------------|-----------------------|--------------------|---------------------|--------------|----------------|--------------------|----------|--------------|------------------|---------------------------|---------------------|--------------------|---------------------|---------------|-------------------|-------------------|-----|----------|-------------------------|-------------------------------|-----------------|----|--|--|--|--|--|--|--|--|--|--|--|--|--|
| CAN H           | CAN L  | CAN H  | CAN L  | CAN H  | CAN L  | OUT +                     | OUT -                   | OUT                | OUT                    | OUT       | OUT        | OUT              | OUT          | OUT                 | OUT                   | OUT                | OUT                 | OUT          | OUT            | OUT                | OUT      | OUT          | OUT              | OUT                       | IN                  | IN                 | IN                  | IN            | IN                | IN                | IN  | IN       | IN                      | IN                            | IN              | IN |  |  |  |  |  |  |  |  |  |  |  |  |  |
| CAN1-H          | CAN1-L | CAN2-H | CAN2-L | CAN3-H | CAN3-L | Alternative blink control | Alt. contr. centr. lock | Driver door sensor | Passengers door sensor | Trunk lid | Hood sense | Original alarm++ | Arming state | Lock factory remote | Unlock factory remote | Any button pressed | Handbrake / Parking | Speed 10kmph | Engine running | Engine speed (RPM) | Ignition | Key inserted | Footbrake        | Drivers door opening sim. | Turn off the engine | Turn on the engine | Turn signal control | Trunk release | Opening all doors | Closing all doors | GND | PWR +12V |                         |                               |                 |    |  |  |  |  |  |  |  |  |  |  |  |  |  |
| 1               | 2      | 3      | 4      | 5      | 6      | 7                         | 8                       | 1                  | 2                      | 3         | 4          | 5                | 6            | 7                   | 8                     | 9                  | 10                  | 11           | 12             | 13                 | 14       | 15           | 1                | 2                         | 3                   | 4                  | 5                   | 6             | 7                 | 8                 | 9   | 10       | Contr. of factory alarm | Contr. c.lock. when ign.is on | Comfort closure |    |  |  |  |  |  |  |  |  |  |  |  |  |  |

Attention:

**ALFA ROMEO TONALE (Hybrid) (Keyless)** year: **2022** → with Keyless System program No: **14316** from: **2023-03-09**

| connector 8 pin |        |        |        |        |        |                           |                         | connector 15 pin   |                        |           |            |                  |              |                     |                       |                    |                     |              |                |                    |          |              | connector 10 pin |                           |                     |                    |                     |               |                   |                   |     |          |                         |                               |                 |    |    |    |    |    |    |    |    |    |    |    |    |    |    |    |    |    |    |
|-----------------|--------|--------|--------|--------|--------|---------------------------|-------------------------|--------------------|------------------------|-----------|------------|------------------|--------------|---------------------|-----------------------|--------------------|---------------------|--------------|----------------|--------------------|----------|--------------|------------------|---------------------------|---------------------|--------------------|---------------------|---------------|-------------------|-------------------|-----|----------|-------------------------|-------------------------------|-----------------|----|----|----|----|----|----|----|----|----|----|----|----|----|----|----|----|----|----|
| CAN H           | CAN L  | CAN H  | CAN L  | CAN H  | CAN L  | OUT +                     | OUT -                   | OUT                | OUT                    | OUT       | OUT        | OUT              | OUT          | OUT                 | OUT                   | OUT                | OUT                 | OUT          | OUT            | OUT                | OUT      | OUT          | OUT              | OUT                       | IN                  | IN                 | IN                  | IN            | IN                | IN                | IN  | IN       | IN                      | IN                            | IN              | IN | IN | IN | IN | IN | IN | IN | IN | IN | IN | IN | IN | IN | IN | IN | IN | IN | IN |
| CAN1-H          | CAN1-L | CAN2-H | CAN2-L | CAN3-H | CAN3-L | Alternative blink control | Alt. contr. centr. lock | Driver door sensor | Passengers door sensor | Trunk lid | Hood sense | Original alarm++ | Arming state | Lock factory remote | Unlock factory remote | Any button pressed | Handbrake / Parking | Speed 10kmph | Engine running | Engine speed (RPM) | Ignition | Key inserted | Footbrake        | Drivers door opening sim. | Turn off the engine | Turn on the engine | Turn signal control | Trunk release | Opening all doors | Closing all doors | GND | PWR +12V |                         |                               |                 |    |    |    |    |    |    |    |    |    |    |    |    |    |    |    |    |    |    |
| 1               | 2      | 3      | 4      | 5      | 6      | 7                         | 8                       | 1                  | 2                      | 3         | 4          | 5                | 6            | 7                   | 8                     | 9                  | 10                  | 11           | 12             | 13                 | 14       | 15           | 1                | 2                         | 3                   | 4                  | 5                   | 6             | 7                 | 8                 | 9   | 10       | Contr. of factory alarm | Contr. c.lock. when ign.is on | Comfort closure |    |    |    |    |    |    |    |    |    |    |    |    |    |    |    |    |    |    |

Attention:

**ALFA ROMEO TONALE (Hybrid) (Plug-in) (Keyless)** year: **2022** → with Keyless System program No: **14631** from: **2023-03-08**

| connector 8 pin |        |        |        |        |        |                           |                         | connector 15 pin   |                        |           |            |                  |              |                     |                       |                    |                     |              |                |                    |          |              | connector 10 pin |                           |                     |                    |                     |               |                   |                   |     |          |                         |                               |                 |    |    |    |    |    |    |    |    |    |    |    |    |    |    |    |    |    |    |    |    |
|-----------------|--------|--------|--------|--------|--------|---------------------------|-------------------------|--------------------|------------------------|-----------|------------|------------------|--------------|---------------------|-----------------------|--------------------|---------------------|--------------|----------------|--------------------|----------|--------------|------------------|---------------------------|---------------------|--------------------|---------------------|---------------|-------------------|-------------------|-----|----------|-------------------------|-------------------------------|-----------------|----|----|----|----|----|----|----|----|----|----|----|----|----|----|----|----|----|----|----|----|
| CAN H           | CAN L  | CAN H  | CAN L  | CAN H  | CAN L  | OUT +                     | OUT -                   | OUT                | OUT                    | OUT       | OUT        | OUT              | OUT          | OUT                 | OUT                   | OUT                | OUT                 | OUT          | OUT            | OUT                | OUT      | OUT          | OUT              | OUT                       | OUT                 | IN                 | IN                  | IN            | IN                | IN                | IN  | IN       | IN                      | IN                            | IN              | IN | IN | IN | IN | IN | IN | IN | IN | IN | IN | IN | IN | IN | IN | IN | IN | IN | IN | IN | IN |
| CAN1-H          | CAN1-L | CAN2-H | CAN2-L | CAN3-H | CAN3-L | Alternative blink control | Alt. contr. centr. lock | Driver door sensor | Passengers door sensor | Trunk lid | Hood sense | Original alarm++ | Arming state | Lock factory remote | Unlock factory remote | Any button pressed | Handbrake / Parking | Speed 10kmph | Engine running | Engine speed (RPM) | Ignition | Key inserted | Footbrake        | Drivers door opening sim. | Turn off the engine | Turn on the engine | Turn signal control | Trunk release | Opening all doors | Closing all doors | GND | PWR +12V |                         |                               |                 |    |    |    |    |    |    |    |    |    |    |    |    |    |    |    |    |    |    |    |    |
| 1               | 2      | 3      | 4      | 5      | 6      | 7                         | 8                       | 1                  | 2                      | 3         | 4          | 5                | 6            | 7                   | 8                     | 9                  | 10                  | 11           | 12             | 13                 | 14       | 15           | 1                | 2                         | 3                   | 4                  | 5                   | 6             | 7                 | 8                 | 9   | 10       | Contr. of factory alarm | Contr. c.lock. when ign.is on | Comfort closure |    |    |    |    |    |    |    |    |    |    |    |    |    |    |    |    |    |    |    |    |

Attention:

**ASTON MARTIN DB11** year: **2017** → with and without Keyless System program No: **13668** from: **2021-05-10**

| connector 8 pin |        |        |        |        |        |                           |                         | connector 15 pin   |                        |           |            |                  |              |                     |                       |                    |                     |              |                |                    |          |              | connector 10 pin |                           |                     |                    |                     |               |                   |                   |     |          |                         |                               |                 |    |    |    |    |    |    |    |    |    |    |    |    |    |    |    |    |    |    |    |    |
|-----------------|--------|--------|--------|--------|--------|---------------------------|-------------------------|--------------------|------------------------|-----------|------------|------------------|--------------|---------------------|-----------------------|--------------------|---------------------|--------------|----------------|--------------------|----------|--------------|------------------|---------------------------|---------------------|--------------------|---------------------|---------------|-------------------|-------------------|-----|----------|-------------------------|-------------------------------|-----------------|----|----|----|----|----|----|----|----|----|----|----|----|----|----|----|----|----|----|----|----|
| CAN H           | CAN L  | CAN H  | CAN L  | CAN H  | CAN L  | OUT +                     | OUT -                   | OUT                | OUT                    | OUT       | OUT        | OUT              | OUT          | OUT                 | OUT                   | OUT                | OUT                 | OUT          | OUT            | OUT                | OUT      | OUT          | OUT              | OUT                       | OUT                 | IN                 | IN                  | IN            | IN                | IN                | IN  | IN       | IN                      | IN                            | IN              | IN | IN | IN | IN | IN | IN | IN | IN | IN | IN | IN | IN | IN | IN | IN | IN | IN | IN | IN | IN |
| CAN1-H          | CAN1-L | CAN2-H | CAN2-L | CAN3-H | CAN3-L | Alternative blink control | Alt. contr. centr. lock | Driver door sensor | Passengers door sensor | Trunk lid | Hood sense | Original alarm++ | Arming state | Lock factory remote | Unlock factory remote | Any button pressed | Handbrake / Parking | Speed 10kmph | Engine running | Engine speed (RPM) | Ignition | Key inserted | Footbrake        | Drivers door opening sim. | Turn off the engine | Turn on the engine | Turn signal control | Trunk release | Opening all doors | Closing all doors | GND | PWR +12V |                         |                               |                 |    |    |    |    |    |    |    |    |    |    |    |    |    |    |    |    |    |    |    |    |
| 1               | 2      | 3      | 4      | 5      | 6      | 7                         | 8                       | 1                  | 2                      | 3         | 4          | 5                | 6            | 7                   | 8                     | 9                  | 10                  | 11           | 12             | 13                 | 14       | 15           | 1                | 2                         | 3                   | 4                  | 5                   | 6             | 7                 | 8                 | 9   | 10       | Contr. of factory alarm | Contr. c.lock. when ign.is on | Comfort closure |    |    |    |    |    |    |    |    |    |    |    |    |    |    |    |    |    |    |    |    |

Attention:

**ASTON MARTIN VANTAGE V8** year: **2018** → with and without Keyless System program No: **15176** from: **2024-02-13**

| connector 8 pin |        |        |        |        |        |                           |                         | connector 15 pin   |                        |           |            |                  |              |                     |                       |                    |                     |              |                |                    |          |              | connector 10 pin |                           |                     |                    |                     |               |                   |                   |     |          |                         |                               |                 |    |    |    |    |    |    |    |    |    |    |    |    |    |    |    |    |    |    |    |
|-----------------|--------|--------|--------|--------|--------|---------------------------|-------------------------|--------------------|------------------------|-----------|------------|------------------|--------------|---------------------|-----------------------|--------------------|---------------------|--------------|----------------|--------------------|----------|--------------|------------------|---------------------------|---------------------|--------------------|---------------------|---------------|-------------------|-------------------|-----|----------|-------------------------|-------------------------------|-----------------|----|----|----|----|----|----|----|----|----|----|----|----|----|----|----|----|----|----|----|
| CAN H           | CAN L  | CAN H  | CAN L  | CAN H  | CAN L  | OUT +                     | OUT -                   | OUT                | OUT                    | OUT       | OUT        | OUT              | OUT          | OUT                 | OUT                   | OUT                | OUT                 | OUT          | OUT            | OUT                | OUT      | OUT          | OUT              | OUT                       | OUT                 | IN                 | IN                  | IN            | IN                | IN                | IN  | IN       | IN                      | IN                            | IN              | IN | IN | IN | IN | IN | IN | IN | IN | IN | IN | IN | IN | IN | IN | IN | IN | IN | IN | IN |
| CAN1-H          | CAN1-L | CAN2-H | CAN2-L | CAN3-H | CAN3-L | Alternative blink control | Alt. contr. centr. lock | Driver door sensor | Passengers door sensor | Trunk lid | Hood sense | Original alarm++ | Arming state | Lock factory remote | Unlock factory remote | Any button pressed | Handbrake / Parking | Speed 10kmph | Engine running | Engine speed (RPM) | Ignition | Key inserted | Footbrake        | Drivers door opening sim. | Turn off the engine | Turn on the engine | Turn signal control | Trunk release | Opening all doors | Closing all doors | GND | PWR +12V |                         |                               |                 |    |    |    |    |    |    |    |    |    |    |    |    |    |    |    |    |    |    |    |
| 1               | 2      | 3      | 4      | 5      | 6      | 7                         | 8                       | 1                  | 2                      | 3         | 4          | 5                | 6            | 7                   | 8                     | 9                  | 10                  | 11           | 12             | 13                 | 14       | 15           | 1                | 2                         | 3                   | 4                  | 5                   | 6             | 7                 | 8                 | 9   | 10       | Contr. of factory alarm | Contr. c.lock. when ign.is on | Comfort closure |    |    |    |    |    |    |    |    |    |    |    |    |    |    |    |    |    |    |    |


Attention:



**AUDI A3 (GY) (Start-button)** year: **2021 →** with and without Keyless System program No: **13662** from: **2023-05-22**

| connector 8 pin |        |        |        |        |        |                           |                         | connector 15 pin   |                        |           |            |                  |              |                     |                       |                    |                     |              |                |                    |          |              | connector 10 pin |                           |                     |                    |                     |               |                   |                   |     |          |                         |                              |                 |    |    |
|-----------------|--------|--------|--------|--------|--------|---------------------------|-------------------------|--------------------|------------------------|-----------|------------|------------------|--------------|---------------------|-----------------------|--------------------|---------------------|--------------|----------------|--------------------|----------|--------------|------------------|---------------------------|---------------------|--------------------|---------------------|---------------|-------------------|-------------------|-----|----------|-------------------------|------------------------------|-----------------|----|----|
| CAN H           | CAN L  | CAN H  | CAN L  | CAN H  | CAN L  | OUT +                     | OUT -                   | OUT                | OUT                    | OUT       | OUT        | OUT              | OUT          | OUT                 | OUT                   | OUT                | OUT                 | OUT          | OUT            | OUT                | OUT      | IN           | IN               | IN                        | IN                  | IN                 | IN                  | IN            | IN                | IN                | IN  |          |                         |                              |                 |    |    |
| CAN1-H          | CAN1-L | CAN2-H | CAN2-L | CAN3-H | CAN3-L | Alternative blink control | Alt. contr. centr. lock | Driver door sensor | Passengers door sensor | Trunk lid | Hood sense | Original alarm++ | Arming state | Lock factory remote | Unlock factory remote | Any button pressed | Handbrake / Parking | Speed 10kmph | Engine running | Engine speed (RPM) | Ignition | Key inserted | Footbrake        | Drivers door opening sim. | Turn off the engine | Turn on the engine | Turn signal control | Trunk release | Opening all doors | Closing all doors | GND | PWR +12V | Contr. of factory alarm | Contr.c.lock. when ign.is on | Comfort closure |    |    |
| 1               | 2      | 3      | 4      | 5      | 6      | 7                         | 8                       | 1                  | 2                      | 3         | 4          | 5                | 6            | 7                   | 8                     | 9                  | 10                  | 11           | 12             | 13                 | 14       | 15           | 1                | 2                         | 3                   | 4                  | 5                   | 6             | 7                 | 8                 | 9   | 10       | 11                      | 12                           | 13              | 14 | 15 |
| +               | +      | +      | +      | +      | +      | +                         | +                       | +                  | +                      | +         | +          | +                | +            | +                   | +                     | +                  | +                   | +            | +              | +                  | +        | +            | +                | +                         | +                   | +                  | +                   | +             | +                 | +                 | +   | +        | +                       | +                            | +               | +  |    |


Attention:

Switches 

**AUDI A3 (GY) (Hybrid) (Plug-in)** year: **2021 →** with and without Keyless System program No: **14277** from: **2023-05-22**

| connector 8 pin |        |        |        |        |        |                           |                         | connector 15 pin   |                        |           |            |                  |              |                     |                       |                    |                     |              |                |                    |          |              | connector 10 pin |                           |                     |                    |                     |               |                   |                   |     |          |                         |                              |                 |    |    |
|-----------------|--------|--------|--------|--------|--------|---------------------------|-------------------------|--------------------|------------------------|-----------|------------|------------------|--------------|---------------------|-----------------------|--------------------|---------------------|--------------|----------------|--------------------|----------|--------------|------------------|---------------------------|---------------------|--------------------|---------------------|---------------|-------------------|-------------------|-----|----------|-------------------------|------------------------------|-----------------|----|----|
| CAN H           | CAN L  | CAN H  | CAN L  | CAN H  | CAN L  | OUT +                     | OUT -                   | OUT                | OUT                    | OUT       | OUT        | OUT              | OUT          | OUT                 | OUT                   | OUT                | OUT                 | OUT          | OUT            | OUT                | OUT      | IN           | IN               | IN                        | IN                  | IN                 | IN                  | IN            | IN                | IN                | IN  | IN       | IN                      | IN                           | IN              | IN |    |
| CAN1-H          | CAN1-L | CAN2-H | CAN2-L | CAN3-H | CAN3-L | Alternative blink control | Alt. contr. centr. lock | Driver door sensor | Passengers door sensor | Trunk lid | Hood sense | Original alarm++ | Arming state | Lock factory remote | Unlock factory remote | Any button pressed | Handbrake / Parking | Speed 10kmph | Engine running | Engine speed (RPM) | Ignition | Key inserted | Footbrake        | Drivers door opening sim. | Turn off the engine | Turn on the engine | Turn signal control | Trunk release | Opening all doors | Closing all doors | GND | PWR +12V | Contr. of factory alarm | Contr.c.lock. when ign.is on | Comfort closure |    |    |
| 1               | 2      | 3      | 4      | 5      | 6      | 7                         | 8                       | 1                  | 2                      | 3         | 4          | 5                | 6            | 7                   | 8                     | 9                  | 10                  | 11           | 12             | 13                 | 14       | 15           | 1                | 2                         | 3                   | 4                  | 5                   | 6             | 7                 | 8                 | 9   | 10       | 11                      | 12                           | 13              | 14 | 15 |
| +               | +      | +      | +      | +      | +      | +                         | +                       | +                  | +                      | +         | +          | +                | +            | +                   | +                     | +                  | +                   | +            | +              | +                  | +        | +            | +                | +                         | +                   | +                  | +                   | +             | +                 | +                 | +   | +        | +                       | +                            | +               | +  | +  |


Attention:

Switches 

**AUDI A3 (8V) (Start-button)** year: **2017 →** with and without Keyless System program No: **13378** from: **2023-05-22**

| connector 8 pin |        |        |        |        |        |                           |                         | connector 15 pin   |                        |           |            |                  |              |                     |                       |                    |                     |              |                |                    |          |              | connector 10 pin |                           |                     |                    |                     |               |                   |                   |     |          |                         |                              |                 |    |    |
|-----------------|--------|--------|--------|--------|--------|---------------------------|-------------------------|--------------------|------------------------|-----------|------------|------------------|--------------|---------------------|-----------------------|--------------------|---------------------|--------------|----------------|--------------------|----------|--------------|------------------|---------------------------|---------------------|--------------------|---------------------|---------------|-------------------|-------------------|-----|----------|-------------------------|------------------------------|-----------------|----|----|
| CAN H           | CAN L  | CAN H  | CAN L  | CAN H  | CAN L  | OUT +                     | OUT -                   | OUT                | OUT                    | OUT       | OUT        | OUT              | OUT          | OUT                 | OUT                   | OUT                | OUT                 | OUT          | OUT            | OUT                | OUT      | IN           | IN               | IN                        | IN                  | IN                 | IN                  | IN            | IN                | IN                | IN  | IN       | IN                      | IN                           | IN              | IN |    |
| CAN1-H          | CAN1-L | CAN2-H | CAN2-L | CAN3-H | CAN3-L | Alternative blink control | Alt. contr. centr. lock | Driver door sensor | Passengers door sensor | Trunk lid | Hood sense | Original alarm++ | Arming state | Lock factory remote | Unlock factory remote | Any button pressed | Handbrake / Parking | Speed 10kmph | Engine running | Engine speed (RPM) | Ignition | Key inserted | Footbrake        | Drivers door opening sim. | Turn off the engine | Turn on the engine | Turn signal control | Trunk release | Opening all doors | Closing all doors | GND | PWR +12V | Contr. of factory alarm | Contr.c.lock. when ign.is on | Comfort closure |    |    |
| 1               | 2      | 3      | 4      | 5      | 6      | 7                         | 8                       | 1                  | 2                      | 3         | 4          | 5                | 6            | 7                   | 8                     | 9                  | 10                  | 11           | 12             | 13                 | 14       | 15           | 1                | 2                         | 3                   | 4                  | 5                   | 6             | 7                 | 8                 | 9   | 10       | 11                      | 12                           | 13              | 14 | 15 |
| +               | +      | +      | +      | +      | +      | +                         | +                       | +                  | +                      | +         | +          | +                | +            | +                   | +                     | +                  | +                   | +            | +              | +                  | +        | +            | +                | +                         | +                   | +                  | +                   | +             | +                 | +                 | +   | +        | +                       | +                            | +               | +  | +  |


Attention:

Switches 

**AUDI A3 (8V) (Regular-key)** year: **2017 →** without Keyless System program No: **13447** from: **2023-05-22**

| connector 8 pin |        |        |        |        |        |                           |                         | connector 15 pin   |                        |           |            |                  |              |                     |                       |                    |                     |              |                |                    |          |              | connector 10 pin |                           |                     |                    |                     |               |                   |                   |     |          |                         |                              |                 |    |    |
|-----------------|--------|--------|--------|--------|--------|---------------------------|-------------------------|--------------------|------------------------|-----------|------------|------------------|--------------|---------------------|-----------------------|--------------------|---------------------|--------------|----------------|--------------------|----------|--------------|------------------|---------------------------|---------------------|--------------------|---------------------|---------------|-------------------|-------------------|-----|----------|-------------------------|------------------------------|-----------------|----|----|
| CAN H           | CAN L  | CAN H  | CAN L  | CAN H  | CAN L  | OUT +                     | OUT -                   | OUT                | OUT                    | OUT       | OUT        | OUT              | OUT          | OUT                 | OUT                   | OUT                | OUT                 | OUT          | OUT            | OUT                | OUT      | IN           | IN               | IN                        | IN                  | IN                 | IN                  | IN            | IN                | IN                | IN  | IN       | IN                      | IN                           | IN              | IN |    |
| CAN1-H          | CAN1-L | CAN2-H | CAN2-L | CAN3-H | CAN3-L | Alternative blink control | Alt. contr. centr. lock | Driver door sensor | Passengers door sensor | Trunk lid | Hood sense | Original alarm++ | Arming state | Lock factory remote | Unlock factory remote | Any button pressed | Handbrake / Parking | Speed 10kmph | Engine running | Engine speed (RPM) | Ignition | Key inserted | Footbrake        | Drivers door opening sim. | Turn off the engine | Turn on the engine | Turn signal control | Trunk release | Opening all doors | Closing all doors | GND | PWR +12V | Contr. of factory alarm | Contr.c.lock. when ign.is on | Comfort closure |    |    |
| 1               | 2      | 3      | 4      | 5      | 6      | 7                         | 8                       | 1                  | 2                      | 3         | 4          | 5                | 6            | 7                   | 8                     | 9                  | 10                  | 11           | 12             | 13                 | 14       | 15           | 1                | 2                         | 3                   | 4                  | 5                   | 6             | 7                 | 8                 | 9   | 10       | 11                      | 12                           | 13              | 14 | 15 |
| +               | +      | +      | +      | +      | +      | +                         | +                       | +                  | +                      | +         | +          | +                | +            | +                   | +                     | +                  | +                   | +            | +              | +                  | +        | +            | +                | +                         | +                   | +                  | +                   | +             | +                 | +                 | +   | +        | +                       | +                            | +               | +  | +  |


Attention:

Switches 

**AUDI A3 (e-tron) (8V) (Hybrid) (Plug-in)** year: **2017 →** with and without Keyless System program No: **13654** from: **2023-05-22**

| connector 8 pin |        |        |        |        |        |                           |                         | connector 15 pin   |                        |           |            |                  |              |                     |                       |                    |                     |              |                |                    |          |              | connector 10 pin |                           |                     |                    |                     |               |                   |                   |     |          |                         |                              |                 |    |    |
|-----------------|--------|--------|--------|--------|--------|---------------------------|-------------------------|--------------------|------------------------|-----------|------------|------------------|--------------|---------------------|-----------------------|--------------------|---------------------|--------------|----------------|--------------------|----------|--------------|------------------|---------------------------|---------------------|--------------------|---------------------|---------------|-------------------|-------------------|-----|----------|-------------------------|------------------------------|-----------------|----|----|
| CAN H           | CAN L  | CAN H  | CAN L  | CAN H  | CAN L  | OUT +                     | OUT -                   | OUT                | OUT                    | OUT       | OUT        | OUT              | OUT          | OUT                 | OUT                   | OUT                | OUT                 | OUT          | OUT            | OUT                | OUT      | IN           | IN               | IN                        | IN                  | IN                 | IN                  | IN            | IN                | IN                | IN  | IN       | IN                      | IN                           | IN              | IN |    |
| CAN1-H          | CAN1-L | CAN2-H | CAN2-L | CAN3-H | CAN3-L | Alternative blink control | Alt. contr. centr. lock | Driver door sensor | Passengers door sensor | Trunk lid | Hood sense | Original alarm++ | Arming state | Lock factory remote | Unlock factory remote | Any button pressed | Handbrake / Parking | Speed 10kmph | Engine running | Engine speed (RPM) | Ignition | Key inserted | Footbrake        | Drivers door opening sim. | Turn off the engine | Turn on the engine | Turn signal control | Trunk release | Opening all doors | Closing all doors | GND | PWR +12V | Contr. of factory alarm | Contr.c.lock. when ign.is on | Comfort closure |    |    |
| 1               | 2      | 3      | 4      | 5      | 6      | 7                         | 8                       | 1                  | 2                      | 3         | 4          | 5                | 6            | 7                   | 8                     | 9                  | 10                  | 11           | 12             | 13                 | 14       | 15           | 1                | 2                         | 3                   | 4                  | 5                   | 6             | 7                 | 8                 | 9   | 10       | 11                      | 12                           | 13              | 14 | 15 |
| +               | +      | +      | +      | +      | +      | +                         | +                       | +                  | +                      | +         | +          | +                | +            | +                   | +                     | +                  | +                   | +            | +              | +                  | +        | +            | +                | +                         | +                   | +                  | +                   | +             | +                 | +                 | +   | +        | +                       | +                            | +               | +  | +  |

Attention:

Switches 

AUDI A3 (8V) (Start-button)

year: 2015 ->

with and without Keyless System

program No: 12423

from: 2023-05-22

| connector 8 pin |        |        |        |        |        |                           |                         |
|-----------------|--------|--------|--------|--------|--------|---------------------------|-------------------------|
| CAN H           | CAN L  | CAN H  | CAN L  | CAN H  | CAN L  | OUT +                     | OUT -                   |
| CAN1-H          | CAN1-L | CAN2-H | CAN2-L | CAN3-H | CAN3-L | Alternative blink control | Alt. contr. centr. lock |
| 1               | 2      | 3      | 4      | 5      | 6      | 7                         | 8                       |
| +               | +      | +      | +      | -      | -      | +                         | +                       |

| connector 15 pin   |                        |           |            |                  |              |                     |                       |                    |                     |              |                |                    |          |              |
|--------------------|------------------------|-----------|------------|------------------|--------------|---------------------|-----------------------|--------------------|---------------------|--------------|----------------|--------------------|----------|--------------|
| OUT                | OUT                    | OUT       | OUT        | OUT              | OUT          | OUT                 | OUT                   | OUT                | OUT                 | OUT          | OUT            | OUT                | OUT      | OUT          |
| Driver door sensor | Passengers door sensor | Trunk lid | Hood sense | Original alarm++ | Arming state | Lock factory remote | Unlock factory remote | Any button pressed | Handbrake / Parking | Speed 10kmph | Engine running | Engine speed (RPM) | Ignition | Key inserted |
| 1                  | 2                      | 3         | 4          | 5                | 6            | 7                   | 8                     | 9                  | 10                  | 11           | 12             | 13                 | 14       | 15           |
| +                  | +                      | +         | +          | +                | +            | +                   | +                     | +                  | +                   | +            | +              | +                  | +        | +            |

| connector 10 pin |                           |                     |                    |                     |               |                   |                   |     |          |
|------------------|---------------------------|---------------------|--------------------|---------------------|---------------|-------------------|-------------------|-----|----------|
| OUT              | IN                        | IN                  | IN                 | IN                  | IN            | IN                | IN                | IN  | IN       |
| Footbrake        | Drivers door opening sim. | Turn off the engine | Turn on the engine | Turn signal control | Trunk release | Opening all doors | Closing all doors | GND | PWR +12V |
| 1                | 2                         | 3                   | 4                  | 5                   | 6             | 7                 | 8                 | 9   | 10       |
| +                | +                         | -                   | -                  | +                   | +             | +                 | +                 | -   | +        |

Attention:

AUDI A3 (8V) (Regular-key)

year: 2015 ->

without Keyless System

program No: 13441

from: 2023-05-22

| connector 8 pin |        |        |        |        |        |                           |                         |
|-----------------|--------|--------|--------|--------|--------|---------------------------|-------------------------|
| CAN H           | CAN L  | CAN H  | CAN L  | CAN H  | CAN L  | OUT +                     | OUT -                   |
| CAN1-H          | CAN1-L | CAN2-H | CAN2-L | CAN3-H | CAN3-L | Alternative blink control | Alt. contr. centr. lock |
| 1               | 2      | 3      | 4      | 5      | 6      | 7                         | 8                       |
| +               | +      | +      | +      | -      | -      | +                         | +                       |

| connector 15 pin   |                        |           |            |                  |              |                     |                       |                    |                     |              |                |                    |          |              |
|--------------------|------------------------|-----------|------------|------------------|--------------|---------------------|-----------------------|--------------------|---------------------|--------------|----------------|--------------------|----------|--------------|
| OUT                | OUT                    | OUT       | OUT        | OUT              | OUT          | OUT                 | OUT                   | OUT                | OUT                 | OUT          | OUT            | OUT                | OUT      | OUT          |
| Driver door sensor | Passengers door sensor | Trunk lid | Hood sense | Original alarm++ | Arming state | Lock factory remote | Unlock factory remote | Any button pressed | Handbrake / Parking | Speed 10kmph | Engine running | Engine speed (RPM) | Ignition | Key inserted |
| 1                  | 2                      | 3         | 4          | 5                | 6            | 7                   | 8                     | 9                  | 10                  | 11           | 12             | 13                 | 14       | 15           |
| +                  | +                      | +         | +          | +                | +            | +                   | +                     | +                  | +                   | +            | +              | +                  | +        | +            |

| connector 10 pin |                           |                     |                    |                     |               |                   |                   |     |          |
|------------------|---------------------------|---------------------|--------------------|---------------------|---------------|-------------------|-------------------|-----|----------|
| OUT              | IN                        | IN                  | IN                 | IN                  | IN            | IN                | IN                | IN  | IN       |
| Footbrake        | Drivers door opening sim. | Turn off the engine | Turn on the engine | Turn signal control | Trunk release | Opening all doors | Closing all doors | GND | PWR +12V |
| 1                | 2                         | 3                   | 4                  | 5                   | 6             | 7                 | 8                 | 9   | 10       |
| +                | +                         | -                   | -                  | +                   | +             | +                 | +                 | -   | +        |

Attention:

AUDI A3 (8V)

year: 2013 ->

with and without Keyless System

program No: 11448

from: 2023-05-22

| connector 8 pin |        |        |        |        |        |                           |                         |
|-----------------|--------|--------|--------|--------|--------|---------------------------|-------------------------|
| CAN H           | CAN L  | CAN H  | CAN L  | CAN H  | CAN L  | OUT +                     | OUT -                   |
| CAN1-H          | CAN1-L | CAN2-H | CAN2-L | CAN3-H | CAN3-L | Alternative blink control | Alt. contr. centr. lock |
| 1               | 2      | 3      | 4      | 5      | 6      | 7                         | 8                       |
| +               | +      | +      | +      | -      | -      | +                         | +                       |

| connector 15 pin   |                        |           |            |                  |              |                     |                       |                    |                     |              |                |                    |          |              |
|--------------------|------------------------|-----------|------------|------------------|--------------|---------------------|-----------------------|--------------------|---------------------|--------------|----------------|--------------------|----------|--------------|
| OUT                | OUT                    | OUT       | OUT        | OUT              | OUT          | OUT                 | OUT                   | OUT                | OUT                 | OUT          | OUT            | OUT                | OUT      | OUT          |
| Driver door sensor | Passengers door sensor | Trunk lid | Hood sense | Original alarm++ | Arming state | Lock factory remote | Unlock factory remote | Any button pressed | Handbrake / Parking | Speed 10kmph | Engine running | Engine speed (RPM) | Ignition | Key inserted |
| 1                  | 2                      | 3         | 4          | 5                | 6            | 7                   | 8                     | 9                  | 10                  | 11           | 12             | 13                 | 14       | 15           |
| +                  | +                      | +         | +          | +                | +            | +                   | +                     | +                  | +                   | +            | +              | +                  | +        | +            |

| connector 10 pin |                           |                     |                    |                     |               |                   |                   |     |          |
|------------------|---------------------------|---------------------|--------------------|---------------------|---------------|-------------------|-------------------|-----|----------|
| OUT              | IN                        | IN                  | IN                 | IN                  | IN            | IN                | IN                | IN  | IN       |
| Footbrake        | Drivers door opening sim. | Turn off the engine | Turn on the engine | Turn signal control | Trunk release | Opening all doors | Closing all doors | GND | PWR +12V |
| 1                | 2                         | 3                   | 4                  | 5                   | 6             | 7                 | 8                 | 9   | 10       |
| +                | +                         | -                   | -                  | +                   | +             | +                 | +                 | -   | +        |

Attention:

AUDI A3 / S3 (8P)

year: 2010 ->

with and without Keyless System

program No: 11173

from: 2017-09-01

| connector 8 pin |        |        |        |        |        |                           |                         |
|-----------------|--------|--------|--------|--------|--------|---------------------------|-------------------------|
| CAN H           | CAN L  | CAN H  | CAN L  | CAN H  | CAN L  | OUT +                     | OUT -                   |
| CAN1-H          | CAN1-L | CAN2-H | CAN2-L | CAN3-H | CAN3-L | Alternative blink control | Alt. contr. centr. lock |
| 1               | 2      | 3      | 4      | 5      | 6      | 7                         | 8                       |
| +               | +      | +      | +      | -      | -      | +                         | +                       |

| connector 15 pin   |                        |           |            |                  |              |                     |                       |                    |                     |              |                |                    |          |              |
|--------------------|------------------------|-----------|------------|------------------|--------------|---------------------|-----------------------|--------------------|---------------------|--------------|----------------|--------------------|----------|--------------|
| OUT                | OUT                    | OUT       | OUT        | OUT              | OUT          | OUT                 | OUT                   | OUT                | OUT                 | OUT          | OUT            | OUT                | OUT      | OUT          |
| Driver door sensor | Passengers door sensor | Trunk lid | Hood sense | Original alarm++ | Arming state | Lock factory remote | Unlock factory remote | Any button pressed | Handbrake / Parking | Speed 10kmph | Engine running | Engine speed (RPM) | Ignition | Key inserted |
| 1                  | 2                      | 3         | 4          | 5                | 6            | 7                   | 8                     | 9                  | 10                  | 11           | 12             | 13                 | 14       | 15           |
| +                  | +                      | +         | +          | +                | +            | +                   | +                     | +                  | +                   | +            | +              | +                  | +        | +            |

| connector 10 pin |                           |                     |                    |                     |               |                   |                   |     |          |
|------------------|---------------------------|---------------------|--------------------|---------------------|---------------|-------------------|-------------------|-----|----------|
| OUT              | IN                        | IN                  | IN                 | IN                  | IN            | IN                | IN                | IN  | IN       |
| Footbrake        | Drivers door opening sim. | Turn off the engine | Turn on the engine | Turn signal control | Trunk release | Opening all doors | Closing all doors | GND | PWR +12V |
| 1                | 2                         | 3                   | 4                  | 5                   | 6             | 7                 | 8                 | 9   | 10       |
| +                | +                         | -                   | -                  | +                   | +             | +                 | +                 | -   | +        |

Attention:

AUDI A3 / S3 (8P)

year: 2003 ->

program No: 11136

from: 2017-09-01

| connector 8 pin |        |        |        |        |        |                           |                         |
|-----------------|--------|--------|--------|--------|--------|---------------------------|-------------------------|
| CAN H           | CAN L  | CAN H  | CAN L  | CAN H  | CAN L  | OUT +                     | OUT -                   |
| CAN1-H          | CAN1-L | CAN2-H | CAN2-L | CAN3-H | CAN3-L | Alternative blink control | Alt. contr. centr. lock |
| 1               | 2      | 3      | 4      | 5      | 6      | 7                         | 8                       |
| +               | +      | +      | +      | -      | -      | +                         | +                       |

| connector 15 pin   |                        |           |            |                  |              |                     |                       |                    |                     |              |                |                    |          |              |
|--------------------|------------------------|-----------|------------|------------------|--------------|---------------------|-----------------------|--------------------|---------------------|--------------|----------------|--------------------|----------|--------------|
| OUT                | OUT                    | OUT       | OUT        | OUT              | OUT          | OUT                 | OUT                   | OUT                | OUT                 | OUT          | OUT            | OUT                | OUT      | OUT          |
| Driver door sensor | Passengers door sensor | Trunk lid | Hood sense | Original alarm++ | Arming state | Lock factory remote | Unlock factory remote | Any button pressed | Handbrake / Parking | Speed 10kmph | Engine running | Engine speed (RPM) | Ignition | Key inserted |
| 1                  | 2                      | 3         | 4          | 5                | 6            | 7                   | 8                     | 9                  | 10                  | 11           | 12             | 13                 | 14       | 15           |
| +                  | +                      | +         | +          | +                | +            | +                   | +                     | +                  | +                   | +            | +              | +                  | +        | +            |

| connector 10 pin |                           |                     |                    |                     |               |                   |                   |     |          |
|------------------|---------------------------|---------------------|--------------------|---------------------|---------------|-------------------|-------------------|-----|----------|
| OUT              | IN                        | IN                  | IN                 | IN                  | IN            | IN                | IN                | IN  | IN       |
| Footbrake        | Drivers door opening sim. | Turn off the engine | Turn on the engine | Turn signal control | Trunk release | Opening all doors | Closing all doors | GND | PWR +12V |
| 1                | 2                         | 3                   | 4                  | 5                   | 6             | 7                 | 8                 | 9   | 10       |
| +                | +                         | -                   | -                  | +                   | +             | +                 | +                 | -   | +        |

Attention:

Switches

**AUDI A4 (F4)** year: **2019** → with and without Keyless System program №: **12979** from: **2023-08-09**

| connector 8 pin |        |        |        |        |        |       |                           | connector 15 pin        |                    |                        |           |            |                  |              |                     |                       |                    |                     |              |                |                    |          | connector 10 pin |           |                           |                     |                    |                     |               |                   |                   |     |          |                         |                              |                 |  |  |  |  |   |
|-----------------|--------|--------|--------|--------|--------|-------|---------------------------|-------------------------|--------------------|------------------------|-----------|------------|------------------|--------------|---------------------|-----------------------|--------------------|---------------------|--------------|----------------|--------------------|----------|------------------|-----------|---------------------------|---------------------|--------------------|---------------------|---------------|-------------------|-------------------|-----|----------|-------------------------|------------------------------|-----------------|--|--|--|--|---|
| CAN H           | CAN L  | CAN H  | CAN L  | CAN H  | CAN L  | OUT + | OUT -                     | OUT -                   | OUT -              | OUT -                  | OUT -     | OUT -      | OUT -            | OUT -        | OUT -               | OUT -                 | OUT -              | OUT -               | OUT +        | OUT +          | OUT +              | IN -     | IN -             | IN -      | IN -                      | IN -                | IN -               | IN -                | IN -          | IN -              |                   |     |          |                         |                              |                 |  |  |  |  |   |
| CAN1-H          | CAN1-L | CAN2-H | CAN2-L | CAN3-H | CAN3-L | -     | Alternative blink control | Alt. contr. centr. lock | Driver door sensor | Passengers door sensor | Trunk lid | Hood sense | Original alarm++ | Arming state | Lock factory remote | Unlock factory remote | Any button pressed | Handbrake / Parking | Speed 10kmph | Engine running | Engine speed (RPM) | Ignition | Key inserted     | Footbrake | Drivers door opening sim. | Turn off the engine | Turn on the engine | Turn signal control | Trunk release | Opening all doors | Closing all doors | GND | PWR +12V | Contr. of factory alarm | Contr.c.lock, when ign.is on | Comfort closure |  |  |  |  |   |
| 1               | 2      | 3      | 4      | 5      | 6      |       | 7                         | 8                       | 1                  | 2                      | 3         | 4          | 5                | 6            | 7                   | 8                     | 9                  | 10                  | 11           | 12             | 13                 | 14       | 15               | 1         | 2                         | 3                   | 4                  | 5                   | 6             | 7                 | 8                 | 9   | 10       |                         |                              |                 |  |  |  |  |   |
| +               | +      | +      | +      |        |        |       |                           |                         | +                  | +                      | +         | +          | +                | +            | +                   | +                     | +                  | +                   | +            | +              | +                  | +        | +                | +         | +                         | +                   | +                  | +                   | +             | +                 | +                 | +   | +        | +                       |                              | +               |  |  |  |  | + |

Attention:

**AUDI A4 (F4)** year: **2016** → with and without Keyless System program №: **11917** from: **2023-05-22**

| connector 8 pin |        |        |        |        |        |       |                           | connector 15 pin        |                    |                        |           |            |                  |              |                     |                       |                    |                     |              |                |                    |          | connector 10 pin |           |                           |                     |                    |                     |               |                   |                   |     |          |                         |                              |                 |  |  |  |  |   |
|-----------------|--------|--------|--------|--------|--------|-------|---------------------------|-------------------------|--------------------|------------------------|-----------|------------|------------------|--------------|---------------------|-----------------------|--------------------|---------------------|--------------|----------------|--------------------|----------|------------------|-----------|---------------------------|---------------------|--------------------|---------------------|---------------|-------------------|-------------------|-----|----------|-------------------------|------------------------------|-----------------|--|--|--|--|---|
| CAN H           | CAN L  | CAN H  | CAN L  | CAN H  | CAN L  | OUT + | OUT -                     | OUT -                   | OUT -              | OUT -                  | OUT -     | OUT -      | OUT -            | OUT -        | OUT -               | OUT -                 | OUT -              | OUT -               | OUT +        | OUT +          | OUT +              | IN -     | IN -             | IN -      | IN -                      | IN -                | IN -               | IN -                | IN -          | IN -              |                   |     |          |                         |                              |                 |  |  |  |  |   |
| CAN1-H          | CAN1-L | CAN2-H | CAN2-L | CAN3-H | CAN3-L | -     | Alternative blink control | Alt. contr. centr. lock | Driver door sensor | Passengers door sensor | Trunk lid | Hood sense | Original alarm++ | Arming state | Lock factory remote | Unlock factory remote | Any button pressed | Handbrake / Parking | Speed 10kmph | Engine running | Engine speed (RPM) | Ignition | Key inserted     | Footbrake | Drivers door opening sim. | Turn off the engine | Turn on the engine | Turn signal control | Trunk release | Opening all doors | Closing all doors | GND | PWR +12V | Contr. of factory alarm | Contr.c.lock, when ign.is on | Comfort closure |  |  |  |  |   |
| 1               | 2      | 3      | 4      | 5      | 6      |       | 7                         | 8                       | 1                  | 2                      | 3         | 4          | 5                | 6            | 7                   | 8                     | 9                  | 10                  | 11           | 12             | 13                 | 14       | 15               | 1         | 2                         | 3                   | 4                  | 5                   | 6             | 7                 | 8                 | 9   | 10       |                         |                              |                 |  |  |  |  |   |
| +               | +      | +      | +      |        |        |       |                           |                         | +                  | +                      | +         | +          | +                | +            | +                   | +                     | +                  | +                   | +            | +              | +                  | +        | +                | +         | +                         | +                   | +                  | +                   | +             | +                 | +                 | +   | +        | +                       |                              | +               |  |  |  |  | + |

Attention:

**AUDI A4 (FL)** year: **2012** → with and without Keyless System program №: **13343** from: **2023-05-22**

| connector 8 pin |        |        |        |        |        |       |                           | connector 15 pin        |                    |                        |           |            |                  |              |                     |                       |                    |                     |              |                |                    |          | connector 10 pin |           |                           |                     |                    |                     |               |                   |                   |     |          |                         |                              |                 |  |  |  |  |   |
|-----------------|--------|--------|--------|--------|--------|-------|---------------------------|-------------------------|--------------------|------------------------|-----------|------------|------------------|--------------|---------------------|-----------------------|--------------------|---------------------|--------------|----------------|--------------------|----------|------------------|-----------|---------------------------|---------------------|--------------------|---------------------|---------------|-------------------|-------------------|-----|----------|-------------------------|------------------------------|-----------------|--|--|--|--|---|
| CAN H           | CAN L  | CAN H  | CAN L  | CAN H  | CAN L  | OUT + | OUT -                     | OUT -                   | OUT -              | OUT -                  | OUT -     | OUT -      | OUT -            | OUT -        | OUT -               | OUT -                 | OUT -              | OUT -               | OUT +        | OUT +          | OUT +              | IN -     | IN -             | IN -      | IN -                      | IN -                | IN -               | IN -                | IN -          | IN -              |                   |     |          |                         |                              |                 |  |  |  |  |   |
| CAN1-H          | CAN1-L | CAN2-H | CAN2-L | CAN3-H | CAN3-L | -     | Alternative blink control | Alt. contr. centr. lock | Driver door sensor | Passengers door sensor | Trunk lid | Hood sense | Original alarm++ | Arming state | Lock factory remote | Unlock factory remote | Any button pressed | Handbrake / Parking | Speed 10kmph | Engine running | Engine speed (RPM) | Ignition | Key inserted     | Footbrake | Drivers door opening sim. | Turn off the engine | Turn on the engine | Turn signal control | Trunk release | Opening all doors | Closing all doors | GND | PWR +12V | Contr. of factory alarm | Contr.c.lock, when ign.is on | Comfort closure |  |  |  |  |   |
| 1               | 2      | 3      | 4      | 5      | 6      |       | 7                         | 8                       | 1                  | 2                      | 3         | 4          | 5                | 6            | 7                   | 8                     | 9                  | 10                  | 11           | 12             | 13                 | 14       | 15               | 1         | 2                         | 3                   | 4                  | 5                   | 6             | 7                 | 8                 | 9   | 10       |                         |                              |                 |  |  |  |  |   |
| +               | +      | +      | +      |        |        |       |                           |                         | +                  | +                      | +         | +          | +                | +            | +                   | +                     | +                  | +                   | +            | +              | +                  | +        | +                | +         | +                         | +                   | +                  | +                   | +             | +                 | +                 | +   | +        | +                       |                              | +               |  |  |  |  | + |

Attention:

**AUDI A4 / S4 (8K)** year: **2008** → with and without Keyless System program №: **13299** from: **2023-05-22**

| connector 8 pin |        |        |        |        |        |       |                           | connector 15 pin        |                    |                        |           |            |                  |              |                     |                       |                    |                     |              |                |                    |          | connector 10 pin |           |                           |                     |                    |                     |               |                   |                   |     |          |                         |                              |                 |  |  |  |  |   |
|-----------------|--------|--------|--------|--------|--------|-------|---------------------------|-------------------------|--------------------|------------------------|-----------|------------|------------------|--------------|---------------------|-----------------------|--------------------|---------------------|--------------|----------------|--------------------|----------|------------------|-----------|---------------------------|---------------------|--------------------|---------------------|---------------|-------------------|-------------------|-----|----------|-------------------------|------------------------------|-----------------|--|--|--|--|---|
| CAN H           | CAN L  | CAN H  | CAN L  | CAN H  | CAN L  | OUT + | OUT -                     | OUT -                   | OUT -              | OUT -                  | OUT -     | OUT -      | OUT -            | OUT -        | OUT -               | OUT -                 | OUT -              | OUT -               | OUT +        | OUT +          | OUT +              | IN -     | IN -             | IN -      | IN -                      | IN -                | IN -               | IN -                | IN -          | IN -              |                   |     |          |                         |                              |                 |  |  |  |  |   |
| CAN1-H          | CAN1-L | CAN2-H | CAN2-L | CAN3-H | CAN3-L | -     | Alternative blink control | Alt. contr. centr. lock | Driver door sensor | Passengers door sensor | Trunk lid | Hood sense | Original alarm++ | Arming state | Lock factory remote | Unlock factory remote | Any button pressed | Handbrake / Parking | Speed 10kmph | Engine running | Engine speed (RPM) | Ignition | Key inserted     | Footbrake | Drivers door opening sim. | Turn off the engine | Turn on the engine | Turn signal control | Trunk release | Opening all doors | Closing all doors | GND | PWR +12V | Contr. of factory alarm | Contr.c.lock, when ign.is on | Comfort closure |  |  |  |  |   |
| 1               | 2      | 3      | 4      | 5      | 6      |       | 7                         | 8                       | 1                  | 2                      | 3         | 4          | 5                | 6            | 7                   | 8                     | 9                  | 10                  | 11           | 12             | 13                 | 14       | 15               | 1         | 2                         | 3                   | 4                  | 5                   | 6             | 7                 | 8                 | 9   | 10       |                         |                              |                 |  |  |  |  |   |
| +               | +      | +      | +      |        |        |       |                           |                         | +                  | +                      | +         | +          | +                | +            | +                   | +                     | +                  | +                   | +            | +              | +                  | +        | +                | +         | +                         | +                   | +                  | +                   | +             | +                 | +                 | +   | +        | +                       |                              | +               |  |  |  |  | + |

Attention:

**AUDI A4 / S4 (8E)** year: **2005** → program №: **11132** from: **2017-09-01**

| connector 8 pin |        |        |        |        |        |       |                           | connector 15 pin        |                    |                        |           |            |                  |              |                     |                       |                    |                     |              |                |                    |          | connector 10 pin |           |                           |                     |                    |                     |               |                   |                   |     |          |                         |                              |                 |  |  |  |  |   |
|-----------------|--------|--------|--------|--------|--------|-------|---------------------------|-------------------------|--------------------|------------------------|-----------|------------|------------------|--------------|---------------------|-----------------------|--------------------|---------------------|--------------|----------------|--------------------|----------|------------------|-----------|---------------------------|---------------------|--------------------|---------------------|---------------|-------------------|-------------------|-----|----------|-------------------------|------------------------------|-----------------|--|--|--|--|---|
| CAN H           | CAN L  | CAN H  | CAN L  | CAN H  | CAN L  | OUT + | OUT -                     | OUT -                   | OUT -              | OUT -                  | OUT -     | OUT -      | OUT -            | OUT -        | OUT -               | OUT -                 | OUT -              | OUT -               | OUT +        | OUT +          | OUT +              | IN -     | IN -             | IN -      | IN -                      | IN -                | IN -               | IN -                | IN -          | IN -              |                   |     |          |                         |                              |                 |  |  |  |  |   |
| CAN1-H          | CAN1-L | CAN2-H | CAN2-L | CAN3-H | CAN3-L | -     | Alternative blink control | Alt. contr. centr. lock | Driver door sensor | Passengers door sensor | Trunk lid | Hood sense | Original alarm++ | Arming state | Lock factory remote | Unlock factory remote | Any button pressed | Handbrake / Parking | Speed 10kmph | Engine running | Engine speed (RPM) | Ignition | Key inserted     | Footbrake | Drivers door opening sim. | Turn off the engine | Turn on the engine | Turn signal control | Trunk release | Opening all doors | Closing all doors | GND | PWR +12V | Contr. of factory alarm | Contr.c.lock, when ign.is on | Comfort closure |  |  |  |  |   |
| 1               | 2      | 3      | 4      | 5      | 6      |       | 7                         | 8                       | 1                  | 2                      | 3         | 4          | 5                | 6            | 7                   | 8                     | 9                  | 10                  | 11           | 12             | 13                 | 14       | 15               | 1         | 2                         | 3                   | 4                  | 5                   | 6             | 7                 | 8                 | 9   | 10       |                         |                              |                 |  |  |  |  |   |
| +               | +      | +      | +      |        |        |       |                           |                         | +                  | +                      | +         | +          | +                | +            | +                   | +                     | +                  | +                   | +            | +              | +                  | +        | +                | +         | +                         | +                   | +                  | +                   | +             | +                 | +                 | +   | +        | +                       |                              | +               |  |  |  |  | + |

Attention:

| AUDI A4 / S4 (8E) |        |        |        |        |        |       |       |                           |                         | year: 2001 →       |                        |           |            |                  |              |                     |                       |                    |                     | program #: 11132 |                |                    |          |              |           |                           |                     |                    |                     | from: 2017-09-01 |                   |                   |     |          |                         |                              |                 |  |  |  |  |  |  |  |
|-------------------|--------|--------|--------|--------|--------|-------|-------|---------------------------|-------------------------|--------------------|------------------------|-----------|------------|------------------|--------------|---------------------|-----------------------|--------------------|---------------------|------------------|----------------|--------------------|----------|--------------|-----------|---------------------------|---------------------|--------------------|---------------------|------------------|-------------------|-------------------|-----|----------|-------------------------|------------------------------|-----------------|--|--|--|--|--|--|--|
| connector 8 pin   |        |        |        |        |        |       |       |                           |                         | connector 15 pin   |                        |           |            |                  |              |                     |                       |                    |                     | connector 10 pin |                |                    |          |              |           |                           |                     |                    |                     |                  |                   |                   |     |          |                         |                              |                 |  |  |  |  |  |  |  |
| CAN H             | CAN L  | CAN H  | CAN L  | CAN H  | CAN L  | CAN H | CAN L | OUT +                     | OUT -                   | OUT -              | OUT -                  | OUT -     | OUT -      | OUT -            | OUT -        | OUT -               | OUT -                 | OUT -              | OUT -               | OUT +            | IN             | IN                 | IN       | IN           | IN        | IN                        | IN                  | IN                 | IN                  |                  |                   |                   |     |          |                         |                              |                 |  |  |  |  |  |  |  |
| CAN1-H            | CAN1-L | CAN2-H | CAN2-L | CAN3-H | CAN3-L |       |       | Alternative blink control | Alt. contr. centr. lock | Driver door sensor | Passengers door sensor | Trunk lid | Hood sense | Original alarm++ | Arming state | Lock factory remote | Unlock factory remote | Any button pressed | Handbrake / Parking | Speed 10kmph     | Engine running | Engine speed (RPM) | Ignition | Key inserted | Footbrake | Drivers door opening sim. | Turn off the engine | Turn on the engine | Turn signal control | Trunk release    | Opening all doors | Closing all doors | GND | PWR +12V | Contr. of factory alarm | Contr.c.lock. when ign.is on | Comfort closure |  |  |  |  |  |  |  |
| 1                 | 2      | 3      | 4      | 5      | 6      | 7     | 8     |                           |                         | 1                  | 2                      | 3         | 4          | 5                | 6            | 7                   | 8                     | 9                  | 10                  | 11               | 12             | 13                 | 14       | 15           | 1         | 2                         | 3                   | 4                  | 5                   | 6                | 7                 | 8                 | 9   | 10       |                         |                              |                 |  |  |  |  |  |  |  |
| +                 | +      | +      | +      | +      | +      | +     | +     |                           |                         | +                  | +                      | +         | +          | +                | +            | +                   | +                     | +                  | +                   | +                | +              | +                  | +        | +            | +         | +                         | +                   | +                  | +                   | +                | +                 | +                 | +   | +        |                         |                              |                 |  |  |  |  |  |  |  |

Attention:

| AUDI A5 (F5)    |        |        |        |        |        |       |       |                           |                         | year: 2020 →       |                        |           |            |                  |              |                     |                       |                    |                     | with and without Keyless System |                |                    |          |              |           |                           |                     |                    |                     | program #: 13371 |                   |                   |     |          |                         |                              |                 |  |  | from: 2023-05-22 |  |  |  |  |  |  |  |  |  |
|-----------------|--------|--------|--------|--------|--------|-------|-------|---------------------------|-------------------------|--------------------|------------------------|-----------|------------|------------------|--------------|---------------------|-----------------------|--------------------|---------------------|---------------------------------|----------------|--------------------|----------|--------------|-----------|---------------------------|---------------------|--------------------|---------------------|------------------|-------------------|-------------------|-----|----------|-------------------------|------------------------------|-----------------|--|--|------------------|--|--|--|--|--|--|--|--|--|
| connector 8 pin |        |        |        |        |        |       |       |                           |                         | connector 15 pin   |                        |           |            |                  |              |                     |                       |                    |                     | connector 10 pin                |                |                    |          |              |           |                           |                     |                    |                     |                  |                   |                   |     |          |                         |                              |                 |  |  |                  |  |  |  |  |  |  |  |  |  |
| CAN H           | CAN L  | CAN H  | CAN L  | CAN H  | CAN L  | CAN H | CAN L | OUT +                     | OUT -                   | OUT -              | OUT -                  | OUT -     | OUT -      | OUT -            | OUT -        | OUT -               | OUT -                 | OUT -              | OUT -               | OUT +                           | IN             | IN                 | IN       | IN           | IN        | IN                        | IN                  | IN                 | IN                  |                  |                   |                   |     |          |                         |                              |                 |  |  |                  |  |  |  |  |  |  |  |  |  |
| CAN1-H          | CAN1-L | CAN2-H | CAN2-L | CAN3-H | CAN3-L |       |       | Alternative blink control | Alt. contr. centr. lock | Driver door sensor | Passengers door sensor | Trunk lid | Hood sense | Original alarm++ | Arming state | Lock factory remote | Unlock factory remote | Any button pressed | Handbrake / Parking | Speed 10kmph                    | Engine running | Engine speed (RPM) | Ignition | Key inserted | Footbrake | Drivers door opening sim. | Turn off the engine | Turn on the engine | Turn signal control | Trunk release    | Opening all doors | Closing all doors | GND | PWR +12V | Contr. of factory alarm | Contr.c.lock. when ign.is on | Comfort closure |  |  |                  |  |  |  |  |  |  |  |  |  |
| 1               | 2      | 3      | 4      | 5      | 6      | 7     | 8     |                           |                         | 1                  | 2                      | 3         | 4          | 5                | 6            | 7                   | 8                     | 9                  | 10                  | 11                              | 12             | 13                 | 14       | 15           | 1         | 2                         | 3                   | 4                  | 5                   | 6                | 7                 | 8                 | 9   | 10       |                         |                              |                 |  |  |                  |  |  |  |  |  |  |  |  |  |
| +               | +      | +      | +      | +      | +      | +     | +     |                           |                         | +                  | +                      | +         | +          | +                | +            | +                   | +                     | +                  | +                   | +                               | +              | +                  | +        | +            | +         | +                         | +                   | +                  | +                   | +                | +                 | +                 | +   | +        |                         |                              |                 |  |  |                  |  |  |  |  |  |  |  |  |  |

Attention:

| AUDI A5 (F5)    |        |        |        |        |        |       |       |                           |                         | year: 2017 →       |                        |           |            |                  |              |                     |                       |                    |                     | with and without Keyless System |                |                    |          |              |           |                           |                     |                    |                     | program #: 11917 |                   |                   |     |          |                         |                              |                 |  |  | from: 2023-05-22 |  |  |  |  |  |  |  |  |  |
|-----------------|--------|--------|--------|--------|--------|-------|-------|---------------------------|-------------------------|--------------------|------------------------|-----------|------------|------------------|--------------|---------------------|-----------------------|--------------------|---------------------|---------------------------------|----------------|--------------------|----------|--------------|-----------|---------------------------|---------------------|--------------------|---------------------|------------------|-------------------|-------------------|-----|----------|-------------------------|------------------------------|-----------------|--|--|------------------|--|--|--|--|--|--|--|--|--|
| connector 8 pin |        |        |        |        |        |       |       |                           |                         | connector 15 pin   |                        |           |            |                  |              |                     |                       |                    |                     | connector 10 pin                |                |                    |          |              |           |                           |                     |                    |                     |                  |                   |                   |     |          |                         |                              |                 |  |  |                  |  |  |  |  |  |  |  |  |  |
| CAN H           | CAN L  | CAN H  | CAN L  | CAN H  | CAN L  | CAN H | CAN L | OUT +                     | OUT -                   | OUT -              | OUT -                  | OUT -     | OUT -      | OUT -            | OUT -        | OUT -               | OUT -                 | OUT -              | OUT -               | OUT +                           | IN             | IN                 | IN       | IN           | IN        | IN                        | IN                  | IN                 | IN                  |                  |                   |                   |     |          |                         |                              |                 |  |  |                  |  |  |  |  |  |  |  |  |  |
| CAN1-H          | CAN1-L | CAN2-H | CAN2-L | CAN3-H | CAN3-L |       |       | Alternative blink control | Alt. contr. centr. lock | Driver door sensor | Passengers door sensor | Trunk lid | Hood sense | Original alarm++ | Arming state | Lock factory remote | Unlock factory remote | Any button pressed | Handbrake / Parking | Speed 10kmph                    | Engine running | Engine speed (RPM) | Ignition | Key inserted | Footbrake | Drivers door opening sim. | Turn off the engine | Turn on the engine | Turn signal control | Trunk release    | Opening all doors | Closing all doors | GND | PWR +12V | Contr. of factory alarm | Contr.c.lock. when ign.is on | Comfort closure |  |  |                  |  |  |  |  |  |  |  |  |  |
| 1               | 2      | 3      | 4      | 5      | 6      | 7     | 8     |                           |                         | 1                  | 2                      | 3         | 4          | 5                | 6            | 7                   | 8                     | 9                  | 10                  | 11                              | 12             | 13                 | 14       | 15           | 1         | 2                         | 3                   | 4                  | 5                   | 6                | 7                 | 8                 | 9   | 10       |                         |                              |                 |  |  |                  |  |  |  |  |  |  |  |  |  |
| +               | +      | +      | +      | +      | +      | +     | +     |                           |                         | +                  | +                      | +         | +          | +                | +            | +                   | +                     | +                  | +                   | +                               | +              | +                  | +        | +            | +         | +                         | +                   | +                  | +                   | +                | +                 | +                 | +   | +        |                         |                              |                 |  |  |                  |  |  |  |  |  |  |  |  |  |

Attention:

| AUDI A5 (AF)    |        |        |        |        |        |       |       |                           |                         | year: 2013 →       |                        |           |            |                  |              |                     |                       |                    |                     | with and without Keyless System |                |                    |          |              |           |                           |                     |                    |                     | program #: 13346 |                   |                   |     |          |                         |                              |                 |  |  | from: 2023-05-22 |  |  |  |  |  |  |  |  |  |
|-----------------|--------|--------|--------|--------|--------|-------|-------|---------------------------|-------------------------|--------------------|------------------------|-----------|------------|------------------|--------------|---------------------|-----------------------|--------------------|---------------------|---------------------------------|----------------|--------------------|----------|--------------|-----------|---------------------------|---------------------|--------------------|---------------------|------------------|-------------------|-------------------|-----|----------|-------------------------|------------------------------|-----------------|--|--|------------------|--|--|--|--|--|--|--|--|--|
| connector 8 pin |        |        |        |        |        |       |       |                           |                         | connector 15 pin   |                        |           |            |                  |              |                     |                       |                    |                     | connector 10 pin                |                |                    |          |              |           |                           |                     |                    |                     |                  |                   |                   |     |          |                         |                              |                 |  |  |                  |  |  |  |  |  |  |  |  |  |
| CAN H           | CAN L  | CAN H  | CAN L  | CAN H  | CAN L  | CAN H | CAN L | OUT +                     | OUT -                   | OUT -              | OUT -                  | OUT -     | OUT -      | OUT -            | OUT -        | OUT -               | OUT -                 | OUT -              | OUT -               | OUT +                           | IN             | IN                 | IN       | IN           | IN        | IN                        | IN                  | IN                 | IN                  |                  |                   |                   |     |          |                         |                              |                 |  |  |                  |  |  |  |  |  |  |  |  |  |
| CAN1-H          | CAN1-L | CAN2-H | CAN2-L | CAN3-H | CAN3-L |       |       | Alternative blink control | Alt. contr. centr. lock | Driver door sensor | Passengers door sensor | Trunk lid | Hood sense | Original alarm++ | Arming state | Lock factory remote | Unlock factory remote | Any button pressed | Handbrake / Parking | Speed 10kmph                    | Engine running | Engine speed (RPM) | Ignition | Key inserted | Footbrake | Drivers door opening sim. | Turn off the engine | Turn on the engine | Turn signal control | Trunk release    | Opening all doors | Closing all doors | GND | PWR +12V | Contr. of factory alarm | Contr.c.lock. when ign.is on | Comfort closure |  |  |                  |  |  |  |  |  |  |  |  |  |
| 1               | 2      | 3      | 4      | 5      | 6      | 7     | 8     |                           |                         | 1                  | 2                      | 3         | 4          | 5                | 6            | 7                   | 8                     | 9                  | 10                  | 11                              | 12             | 13                 | 14       | 15           | 1         | 2                         | 3                   | 4                  | 5                   | 6                | 7                 | 8                 | 9   | 10       |                         |                              |                 |  |  |                  |  |  |  |  |  |  |  |  |  |
| +               | +      | +      | +      | +      | +      | +     | +     |                           |                         | +                  | +                      | +         | +          | +                | +            | +                   | +                     | +                  | +                   | +                               | +              | +                  | +        | +            | +         | +                         | +                   | +                  | +                   | +                | +                 | +                 | +   | +        |                         |                              |                 |  |  |                  |  |  |  |  |  |  |  |  |  |

Attention:

| AUDI A5 (8T)    |        |        |        |        |        |       |       |                           |                         | year: 2013 →       |                        |           |            |                  |              |                     |                       |                    |                     | with and without Keyless System |                |                    |          |              |           |                           |                     |                    |                     | program #: 13345 |                   |                   |     |          |                         |                              |                 |  |  | from: 2023-05-22 |  |  |  |  |  |  |  |  |  |
|-----------------|--------|--------|--------|--------|--------|-------|-------|---------------------------|-------------------------|--------------------|------------------------|-----------|------------|------------------|--------------|---------------------|-----------------------|--------------------|---------------------|---------------------------------|----------------|--------------------|----------|--------------|-----------|---------------------------|---------------------|--------------------|---------------------|------------------|-------------------|-------------------|-----|----------|-------------------------|------------------------------|-----------------|--|--|------------------|--|--|--|--|--|--|--|--|--|
| connector 8 pin |        |        |        |        |        |       |       |                           |                         | connector 15 pin   |                        |           |            |                  |              |                     |                       |                    |                     | connector 10 pin                |                |                    |          |              |           |                           |                     |                    |                     |                  |                   |                   |     |          |                         |                              |                 |  |  |                  |  |  |  |  |  |  |  |  |  |
| CAN H           | CAN L  | CAN H  | CAN L  | CAN H  | CAN L  | CAN H | CAN L | OUT +                     | OUT -                   | OUT -              | OUT -                  | OUT -     | OUT -      | OUT -            | OUT -        | OUT -               | OUT -                 | OUT -              | OUT -               | OUT +                           | IN             | IN                 | IN       | IN           | IN        | IN                        | IN                  | IN                 | IN                  |                  |                   |                   |     |          |                         |                              |                 |  |  |                  |  |  |  |  |  |  |  |  |  |
| CAN1-H          | CAN1-L | CAN2-H | CAN2-L | CAN3-H | CAN3-L |       |       | Alternative blink control | Alt. contr. centr. lock | Driver door sensor | Passengers door sensor | Trunk lid | Hood sense | Original alarm++ | Arming state | Lock factory remote | Unlock factory remote | Any button pressed | Handbrake / Parking | Speed 10kmph                    | Engine running | Engine speed (RPM) | Ignition | Key inserted | Footbrake | Drivers door opening sim. | Turn off the engine | Turn on the engine | Turn signal control | Trunk release    | Opening all doors | Closing all doors | GND | PWR +12V | Contr. of factory alarm | Contr.c.lock. when ign.is on | Comfort closure |  |  |                  |  |  |  |  |  |  |  |  |  |
| 1               | 2      | 3      | 4      | 5      | 6      | 7     | 8     |                           |                         | 1                  | 2                      | 3         | 4          | 5                | 6            | 7                   | 8                     | 9                  | 10                  | 11                              | 12             | 13                 | 14       | 15           | 1         | 2                         | 3                   | 4                  | 5                   | 6                | 7                 | 8                 | 9   | 10       |                         |                              |                 |  |  |                  |  |  |  |  |  |  |  |  |  |
| +               | +      | +      | +      | +      | +      | +     | +     |                           |                         | +                  | +                      | +         | +          | +                | +            | +                   | +                     | +                  | +                   | +                               | +              | +                  | +        | +            | +         | +                         | +                   | +                  | +                   | +                | +                 | +                 | +   | +        |                         |                              |                 |  |  |                  |  |  |  |  |  |  |  |  |  |

Attention:

**AUDI A5 / S5 (8T)** year: 2007 → with and without Keyless System program No: 13344 from: 2023-05-22

| connector 8 pin |        |        |        |        |        |       |                           | connector 15 pin        |                    |                        |           |            |                  |              |                     |                       |                    |                     |              |                |                    |          | connector 10 pin |           |                           |                     |                    |                     |               |                   |                   |     |          |   |   |   |   |   |   |   |   |
|-----------------|--------|--------|--------|--------|--------|-------|---------------------------|-------------------------|--------------------|------------------------|-----------|------------|------------------|--------------|---------------------|-----------------------|--------------------|---------------------|--------------|----------------|--------------------|----------|------------------|-----------|---------------------------|---------------------|--------------------|---------------------|---------------|-------------------|-------------------|-----|----------|---|---|---|---|---|---|---|---|
| CAN H           | CAN L  | CAN H  | CAN L  | CAN H  | CAN L  | OUT + | OUT -                     | OUT                     | OUT                | OUT                    | OUT       | OUT        | OUT              | OUT          | OUT                 | OUT                   | OUT                | OUT                 | OUT          | OUT            | OUT                | OUT      | IN               | IN        | IN                        | IN                  | IN                 | IN                  | IN            | IN                | IN                |     |          |   |   |   |   |   |   |   |   |
| CAN1-H          | CAN1-L | CAN2-H | CAN2-L | CAN3-H | CAN3-L | -     | Alternative blink control | Alt. contr. centr. lock | Driver door sensor | Passengers door sensor | Trunk lid | Hood sense | Original alarm++ | Arming state | Lock factory remote | Unlock factory remote | Any button pressed | Handbrake / Parking | Speed 10kmph | Engine running | Engine speed (RPM) | Ignition | Key inserted     | Footbrake | Drivers door opening sim. | Turn off the engine | Turn on the engine | Turn signal control | Trunk release | Opening all doors | Closing all doors | GND | PWR +12V |   |   |   |   |   |   |   |   |
| 1               | 2      | 3      | 4      | 5      | 6      | 7     | 8                         |                         | 1                  | 2                      | 3         | 4          | 5                | 6            | 7                   | 8                     | 9                  | 10                  | 11           | 12             | 13                 | 14       | 15               | 1         | 2                         | 3                   | 4                  | 5                   | 6             | 7                 | 8                 | 9   | 10       |   |   |   |   |   |   |   |   |
| +               | +      | +      | +      | +      | +      | +     | +                         |                         | +                  | +                      | +         | +          | +                | +            | +                   | +                     | +                  | +                   | +            | +              | +                  | +        | +                | +         | +                         | +                   | +                  | +                   | +             | +                 | +                 | +   | +        | + | + | + | + | + | + | + | + |

Attention:

Switches

**AUDI A6 (F2) (Hybrid) (Plug-in)** year: 2021 → with and without Keyless System program No: 14276 from: 2023-05-22

| connector 8 pin |        |        |        |        |        |       |                           | connector 15 pin        |                    |                        |           |            |                  |              |                     |                       |                    |                     |              |                |                    |          | connector 10 pin |           |                           |                     |                    |                     |               |                   |                   |     |          |   |   |   |   |   |   |   |   |
|-----------------|--------|--------|--------|--------|--------|-------|---------------------------|-------------------------|--------------------|------------------------|-----------|------------|------------------|--------------|---------------------|-----------------------|--------------------|---------------------|--------------|----------------|--------------------|----------|------------------|-----------|---------------------------|---------------------|--------------------|---------------------|---------------|-------------------|-------------------|-----|----------|---|---|---|---|---|---|---|---|
| CAN H           | CAN L  | CAN H  | CAN L  | CAN H  | CAN L  | OUT + | OUT -                     | OUT                     | OUT                | OUT                    | OUT       | OUT        | OUT              | OUT          | OUT                 | OUT                   | OUT                | OUT                 | OUT          | OUT            | OUT                | OUT      | OUT              | OUT       | IN                        | IN                  | IN                 | IN                  | IN            | IN                | IN                | IN  | IN       |   |   |   |   |   |   |   |   |
| CAN1-H          | CAN1-L | CAN2-H | CAN2-L | CAN3-H | CAN3-L | -     | Alternative blink control | Alt. contr. centr. lock | Driver door sensor | Passengers door sensor | Trunk lid | Hood sense | Original alarm++ | Arming state | Lock factory remote | Unlock factory remote | Any button pressed | Handbrake / Parking | Speed 10kmph | Engine running | Engine speed (RPM) | Ignition | Key inserted     | Footbrake | Drivers door opening sim. | Turn off the engine | Turn on the engine | Turn signal control | Trunk release | Opening all doors | Closing all doors | GND | PWR +12V |   |   |   |   |   |   |   |   |
| 1               | 2      | 3      | 4      | 5      | 6      | 7     | 8                         |                         | 1                  | 2                      | 3         | 4          | 5                | 6            | 7                   | 8                     | 9                  | 10                  | 11           | 12             | 13                 | 14       | 15               | 1         | 2                         | 3                   | 4                  | 5                   | 6             | 7                 | 8                 | 9   | 10       |   |   |   |   |   |   |   |   |
| +               | +      | +      | +      | +      | +      | +     | +                         |                         | +                  | +                      | +         | +          | +                | +            | +                   | +                     | +                  | +                   | +            | +              | +                  | +        | +                | +         | +                         | +                   | +                  | +                   | +             | +                 | +                 | +   | +        | + | + | + | + | + | + | + | + |

Attention:

Switches

**AUDI A6 (F2)** year: 2019 → with and without Keyless System program No: 12417 from: 2023-05-22

| connector 8 pin |        |        |        |        |        |       |                           | connector 15 pin        |                    |                        |           |            |                  |              |                     |                       |                    |                     |              |                |                    |          | connector 10 pin |           |                           |                     |                    |                     |               |                   |                   |     |          |   |   |   |   |   |   |   |   |
|-----------------|--------|--------|--------|--------|--------|-------|---------------------------|-------------------------|--------------------|------------------------|-----------|------------|------------------|--------------|---------------------|-----------------------|--------------------|---------------------|--------------|----------------|--------------------|----------|------------------|-----------|---------------------------|---------------------|--------------------|---------------------|---------------|-------------------|-------------------|-----|----------|---|---|---|---|---|---|---|---|
| CAN H           | CAN L  | CAN H  | CAN L  | CAN H  | CAN L  | OUT + | OUT -                     | OUT                     | OUT                | OUT                    | OUT       | OUT        | OUT              | OUT          | OUT                 | OUT                   | OUT                | OUT                 | OUT          | OUT            | OUT                | OUT      | OUT              | OUT       | IN                        | IN                  | IN                 | IN                  | IN            | IN                | IN                | IN  | IN       |   |   |   |   |   |   |   |   |
| CAN1-H          | CAN1-L | CAN2-H | CAN2-L | CAN3-H | CAN3-L | -     | Alternative blink control | Alt. contr. centr. lock | Driver door sensor | Passengers door sensor | Trunk lid | Hood sense | Original alarm++ | Arming state | Lock factory remote | Unlock factory remote | Any button pressed | Handbrake / Parking | Speed 10kmph | Engine running | Engine speed (RPM) | Ignition | Key inserted     | Footbrake | Drivers door opening sim. | Turn off the engine | Turn on the engine | Turn signal control | Trunk release | Opening all doors | Closing all doors | GND | PWR +12V |   |   |   |   |   |   |   |   |
| 1               | 2      | 3      | 4      | 5      | 6      | 7     | 8                         |                         | 1                  | 2                      | 3         | 4          | 5                | 6            | 7                   | 8                     | 9                  | 10                  | 11           | 12             | 13                 | 14       | 15               | 1         | 2                         | 3                   | 4                  | 5                   | 6             | 7                 | 8                 | 9   | 10       |   |   |   |   |   |   |   |   |
| +               | +      | +      | +      | +      | +      | +     | +                         |                         | +                  | +                      | +         | +          | +                | +            | +                   | +                     | +                  | +                   | +            | +              | +                  | +        | +                | +         | +                         | +                   | +                  | +                   | +             | +                 | +                 | +   | +        | + | + | + | + | + | + | + | + |

Attention:

Switches

**AUDI A6 (4G)** year: 2014 → with and without Keyless System program No: 13347 from: 2023-05-22

| connector 8 pin |        |        |        |        |        |       |                           | connector 15 pin        |                    |                        |           |            |                  |              |                     |                       |                    |                     |              |                |                    |          | connector 10 pin |           |                           |                     |                    |                     |               |                   |                   |     |          |   |   |   |   |   |   |   |   |
|-----------------|--------|--------|--------|--------|--------|-------|---------------------------|-------------------------|--------------------|------------------------|-----------|------------|------------------|--------------|---------------------|-----------------------|--------------------|---------------------|--------------|----------------|--------------------|----------|------------------|-----------|---------------------------|---------------------|--------------------|---------------------|---------------|-------------------|-------------------|-----|----------|---|---|---|---|---|---|---|---|
| CAN H           | CAN L  | CAN H  | CAN L  | CAN H  | CAN L  | OUT + | OUT -                     | OUT                     | OUT                | OUT                    | OUT       | OUT        | OUT              | OUT          | OUT                 | OUT                   | OUT                | OUT                 | OUT          | OUT            | OUT                | OUT      | OUT              | OUT       | IN                        | IN                  | IN                 | IN                  | IN            | IN                | IN                | IN  | IN       |   |   |   |   |   |   |   |   |
| CAN1-H          | CAN1-L | CAN2-H | CAN2-L | CAN3-H | CAN3-L | -     | Alternative blink control | Alt. contr. centr. lock | Driver door sensor | Passengers door sensor | Trunk lid | Hood sense | Original alarm++ | Arming state | Lock factory remote | Unlock factory remote | Any button pressed | Handbrake / Parking | Speed 10kmph | Engine running | Engine speed (RPM) | Ignition | Key inserted     | Footbrake | Drivers door opening sim. | Turn off the engine | Turn on the engine | Turn signal control | Trunk release | Opening all doors | Closing all doors | GND | PWR +12V |   |   |   |   |   |   |   |   |
| 1               | 2      | 3      | 4      | 5      | 6      | 7     | 8                         |                         | 1                  | 2                      | 3         | 4          | 5                | 6            | 7                   | 8                     | 9                  | 10                  | 11           | 12             | 13                 | 14       | 15               | 1         | 2                         | 3                   | 4                  | 5                   | 6             | 7                 | 8                 | 9   | 10       |   |   |   |   |   |   |   |   |
| +               | +      | +      | +      | +      | +      | +     | +                         |                         | +                  | +                      | +         | +          | +                | +            | +                   | +                     | +                  | +                   | +            | +              | +                  | +        | +                | +         | +                         | +                   | +                  | +                   | +             | +                 | +                 | +   | +        | + | + | + | + | + | + | + | + |

Attention:

Switches

**AUDI A6 (4G)** year: 2011 → with and without Keyless System program No: 13298 from: 2023-05-22

| connector 8 pin |        |        |        |        |        |       |                           | connector 15 pin        |                    |                        |           |            |                  |              |                     |                       |                    |                     |              |                |                    |          | connector 10 pin |           |                           |                     |                    |                     |               |                   |                   |     |          |   |   |   |   |   |   |   |   |
|-----------------|--------|--------|--------|--------|--------|-------|---------------------------|-------------------------|--------------------|------------------------|-----------|------------|------------------|--------------|---------------------|-----------------------|--------------------|---------------------|--------------|----------------|--------------------|----------|------------------|-----------|---------------------------|---------------------|--------------------|---------------------|---------------|-------------------|-------------------|-----|----------|---|---|---|---|---|---|---|---|
| CAN H           | CAN L  | CAN H  | CAN L  | CAN H  | CAN L  | OUT + | OUT -                     | OUT                     | OUT                | OUT                    | OUT       | OUT        | OUT              | OUT          | OUT                 | OUT                   | OUT                | OUT                 | OUT          | OUT            | OUT                | OUT      | OUT              | OUT       | IN                        | IN                  | IN                 | IN                  | IN            | IN                | IN                | IN  | IN       |   |   |   |   |   |   |   |   |
| CAN1-H          | CAN1-L | CAN2-H | CAN2-L | CAN3-H | CAN3-L | -     | Alternative blink control | Alt. contr. centr. lock | Driver door sensor | Passengers door sensor | Trunk lid | Hood sense | Original alarm++ | Arming state | Lock factory remote | Unlock factory remote | Any button pressed | Handbrake / Parking | Speed 10kmph | Engine running | Engine speed (RPM) | Ignition | Key inserted     | Footbrake | Drivers door opening sim. | Turn off the engine | Turn on the engine | Turn signal control | Trunk release | Opening all doors | Closing all doors | GND | PWR +12V |   |   |   |   |   |   |   |   |
| 1               | 2      | 3      | 4      | 5      | 6      | 7     | 8                         |                         | 1                  | 2                      | 3         | 4          | 5                | 6            | 7                   | 8                     | 9                  | 10                  | 11           | 12             | 13                 | 14       | 15               | 1         | 2                         | 3                   | 4                  | 5                   | 6             | 7                 | 8                 | 9   | 10       |   |   |   |   |   |   |   |   |
| +               | +      | +      | +      | +      | +      | +     | +                         |                         | +                  | +                      | +         | +          | +                | +            | +                   | +                     | +                  | +                   | +            | +              | +                  | +        | +                | +         | +                         | +                   | +                  | +                   | +             | +                 | +                 | +   | +        | + | + | + | + | + | + | + | + |

Attention:

Switches







| AUDI A8 / S8 (4E) <span style="float:right">year: 2003 →</span> <span style="float:right">with and without Keyless System</span> <span style="float:right">program #: 11171</span> <span style="float:right">from: 2019-02-28</span> |        |        |        |        |        |       |       |
|--------------------------------------------------------------------------------------------------------------------------------------------------------------------------------------------------------------------------------------|--------|--------|--------|--------|--------|-------|-------|
| connector 8 pin                                                                                                                                                                                                                      |        |        |        |        |        |       |       |
| CAN H                                                                                                                                                                                                                                | CAN L  | CAN H  | CAN L  | CAN H  | CAN L  | OUT + | OUT - |
| CAN1-H                                                                                                                                                                                                                               | CAN1-L | CAN2-H | CAN2-L | CAN3-H | CAN3-L | -     | -     |
| 1                                                                                                                                                                                                                                    | 2      | 3      | 4      | 5      | 6      | 7     | 8     |
| +                                                                                                                                                                                                                                    | +      | +      | +      | +      | +      | +     | +     |
| Attention:                                                                                                                                                                                                                           |        |        |        |        |        |       |       |

|                    |                        |           |            |                  |              |                     |                       |                    |                     |              |                |                    |          |              |
|--------------------|------------------------|-----------|------------|------------------|--------------|---------------------|-----------------------|--------------------|---------------------|--------------|----------------|--------------------|----------|--------------|
| connector 15 pin   |                        |           |            |                  |              |                     |                       |                    |                     |              |                |                    |          |              |
| OUT                | OUT                    | OUT       | OUT        | OUT              | OUT          | OUT                 | OUT                   | OUT                | OUT                 | OUT          | OUT            | OUT                | OUT      | OUT          |
| Driver door sensor | Passengers door sensor | Trunk lid | Hood sense | Original alarm++ | Arming state | Lock factory remote | Unlock factory remote | Any button pressed | Handbrake / Parking | Speed 10kmph | Engine running | Engine speed (RPM) | Ignition | Key inserted |
| 1                  | 2                      | 3         | 4          | 5                | 6            | 7                   | 8                     | 9                  | 10                  | 11           | 12             | 13                 | 14       | 15           |
| +                  | +                      | +         | +          | +                | +            | +                   | +                     | +                  | +                   | +            | +              | +                  | +        | +            |

|                  |                           |                     |                    |                     |               |                   |                   |     |          |
|------------------|---------------------------|---------------------|--------------------|---------------------|---------------|-------------------|-------------------|-----|----------|
| connector 10 pin |                           |                     |                    |                     |               |                   |                   |     |          |
| OUT              | IN                        | IN                  | IN                 | IN                  | IN            | IN                | IN                | IN  | IN       |
| Footbrake        | Drivers door opening sim. | Turn off the engine | Turn on the engine | Turn signal control | Trunk release | Opening all doors | Closing all doors | GND | PWR +12V |
| 1                | 2                         | 3                   | 4                  | 5                   | 6             | 7                 | 8                 | 9   | 10       |
| +                | +                         | +                   | +                  | +                   | +             | +                 | +                 | +   | +        |

|                         |                              |                 |
|-------------------------|------------------------------|-----------------|
| Contr. of factory alarm | Contr.c.lock, when ign.is on | Comfort closure |
| +                       | +                            | +               |

| AUDI ALLROAD (4F) <span style="float:right">year: 2006 →</span> <span style="float:right">with and without Keyless System</span> <span style="float:right">program #: 11131</span> <span style="float:right">from: 2017-09-01</span> |        |        |        |        |        |       |       |
|--------------------------------------------------------------------------------------------------------------------------------------------------------------------------------------------------------------------------------------|--------|--------|--------|--------|--------|-------|-------|
| connector 8 pin                                                                                                                                                                                                                      |        |        |        |        |        |       |       |
| CAN H                                                                                                                                                                                                                                | CAN L  | CAN H  | CAN L  | CAN H  | CAN L  | OUT + | OUT - |
| CAN1-H                                                                                                                                                                                                                               | CAN1-L | CAN2-H | CAN2-L | CAN3-H | CAN3-L | -     | -     |
| 1                                                                                                                                                                                                                                    | 2      | 3      | 4      | 5      | 6      | 7     | 8     |
| +                                                                                                                                                                                                                                    | +      | +      | +      | +      | +      | +     | +     |
| Attention:                                                                                                                                                                                                                           |        |        |        |        |        |       |       |

|                    |                        |           |            |                  |              |                     |                       |                    |                     |              |                |                    |          |              |
|--------------------|------------------------|-----------|------------|------------------|--------------|---------------------|-----------------------|--------------------|---------------------|--------------|----------------|--------------------|----------|--------------|
| connector 15 pin   |                        |           |            |                  |              |                     |                       |                    |                     |              |                |                    |          |              |
| OUT                | OUT                    | OUT       | OUT        | OUT              | OUT          | OUT                 | OUT                   | OUT                | OUT                 | OUT          | OUT            | OUT                | OUT      | OUT          |
| Driver door sensor | Passengers door sensor | Trunk lid | Hood sense | Original alarm++ | Arming state | Lock factory remote | Unlock factory remote | Any button pressed | Handbrake / Parking | Speed 10kmph | Engine running | Engine speed (RPM) | Ignition | Key inserted |
| 1                  | 2                      | 3         | 4          | 5                | 6            | 7                   | 8                     | 9                  | 10                  | 11           | 12             | 13                 | 14       | 15           |
| +                  | +                      | +         | +          | +                | +            | +                   | +                     | +                  | +                   | +            | +              | +                  | +        | +            |

|                  |                           |                     |                    |                     |               |                   |                   |     |          |
|------------------|---------------------------|---------------------|--------------------|---------------------|---------------|-------------------|-------------------|-----|----------|
| connector 10 pin |                           |                     |                    |                     |               |                   |                   |     |          |
| OUT              | IN                        | IN                  | IN                 | IN                  | IN            | IN                | IN                | IN  | IN       |
| Footbrake        | Drivers door opening sim. | Turn off the engine | Turn on the engine | Turn signal control | Trunk release | Opening all doors | Closing all doors | GND | PWR +12V |
| 1                | 2                         | 3                   | 4                  | 5                   | 6             | 7                 | 8                 | 9   | 10       |
| +                | +                         | +                   | +                  | +                   | +             | +                 | +                 | +   | +        |

|                         |                              |                 |
|-------------------------|------------------------------|-----------------|
| Contr. of factory alarm | Contr.c.lock, when ign.is on | Comfort closure |
| +                       | +                            | +               |

| AUDI E-TRON (GE) (Sportback) (Electric) <span style="float:right">year: 2021 →</span> <span style="float:right">with and without Keyless System</span> <span style="float:right">program #: 13685</span> <span style="float:right">from: 2023-05-22</span> |        |        |        |        |        |       |       |
|------------------------------------------------------------------------------------------------------------------------------------------------------------------------------------------------------------------------------------------------------------|--------|--------|--------|--------|--------|-------|-------|
| connector 8 pin                                                                                                                                                                                                                                            |        |        |        |        |        |       |       |
| CAN H                                                                                                                                                                                                                                                      | CAN L  | CAN H  | CAN L  | CAN H  | CAN L  | OUT + | OUT - |
| CAN1-H                                                                                                                                                                                                                                                     | CAN1-L | CAN2-H | CAN2-L | CAN3-H | CAN3-L | -     | -     |
| 1                                                                                                                                                                                                                                                          | 2      | 3      | 4      | 5      | 6      | 7     | 8     |
| +                                                                                                                                                                                                                                                          | +      | +      | +      | +      | +      | +     | +     |
| Attention:                                                                                                                                                                                                                                                 |        |        |        |        |        |       |       |

|                    |                        |           |            |                  |              |                     |                       |                    |                     |              |                |                    |          |              |
|--------------------|------------------------|-----------|------------|------------------|--------------|---------------------|-----------------------|--------------------|---------------------|--------------|----------------|--------------------|----------|--------------|
| connector 15 pin   |                        |           |            |                  |              |                     |                       |                    |                     |              |                |                    |          |              |
| OUT                | OUT                    | OUT       | OUT        | OUT              | OUT          | OUT                 | OUT                   | OUT                | OUT                 | OUT          | OUT            | OUT                | OUT      | OUT          |
| Driver door sensor | Passengers door sensor | Trunk lid | Hood sense | Original alarm++ | Arming state | Lock factory remote | Unlock factory remote | Any button pressed | Handbrake / Parking | Speed 10kmph | Engine running | Engine speed (RPM) | Ignition | Key inserted |
| 1                  | 2                      | 3         | 4          | 5                | 6            | 7                   | 8                     | 9                  | 10                  | 11           | 12             | 13                 | 14       | 15           |
| +                  | +                      | +         | +          | +                | +            | +                   | +                     | +                  | +                   | +            | +              | +                  | +        | +            |

|                  |                           |                     |                    |                     |               |                   |                   |     |          |
|------------------|---------------------------|---------------------|--------------------|---------------------|---------------|-------------------|-------------------|-----|----------|
| connector 10 pin |                           |                     |                    |                     |               |                   |                   |     |          |
| OUT              | IN                        | IN                  | IN                 | IN                  | IN            | IN                | IN                | IN  | IN       |
| Footbrake        | Drivers door opening sim. | Turn off the engine | Turn on the engine | Turn signal control | Trunk release | Opening all doors | Closing all doors | GND | PWR +12V |
| 1                | 2                         | 3                   | 4                  | 5                   | 6             | 7                 | 8                 | 9   | 10       |
| +                | +                         | +                   | +                  | +                   | +             | +                 | +                 | +   | +        |

|                         |                              |                 |
|-------------------------|------------------------------|-----------------|
| Contr. of factory alarm | Contr.c.lock, when ign.is on | Comfort closure |
| +                       | +                            | +               |

| AUDI E-TRON (GF) (FW) (Electric) <span style="float:right">year: 2021 →</span> <span style="float:right">with and without Keyless System</span> <span style="float:right">program #: 14665</span> <span style="float:right">from: 2023-05-22</span> |        |        |        |        |        |       |       |
|-----------------------------------------------------------------------------------------------------------------------------------------------------------------------------------------------------------------------------------------------------|--------|--------|--------|--------|--------|-------|-------|
| connector 8 pin                                                                                                                                                                                                                                     |        |        |        |        |        |       |       |
| CAN H                                                                                                                                                                                                                                               | CAN L  | CAN H  | CAN L  | CAN H  | CAN L  | OUT + | OUT - |
| CAN1-H                                                                                                                                                                                                                                              | CAN1-L | CAN2-H | CAN2-L | CAN3-H | CAN3-L | -     | -     |
| 1                                                                                                                                                                                                                                                   | 2      | 3      | 4      | 5      | 6      | 7     | 8     |
| +                                                                                                                                                                                                                                                   | +      | +      | +      | +      | +      | +     | +     |
| Attention:                                                                                                                                                                                                                                          |        |        |        |        |        |       |       |

|                    |                        |           |            |                  |              |                     |                       |                    |                     |              |                |                    |          |              |
|--------------------|------------------------|-----------|------------|------------------|--------------|---------------------|-----------------------|--------------------|---------------------|--------------|----------------|--------------------|----------|--------------|
| connector 15 pin   |                        |           |            |                  |              |                     |                       |                    |                     |              |                |                    |          |              |
| OUT                | OUT                    | OUT       | OUT        | OUT              | OUT          | OUT                 | OUT                   | OUT                | OUT                 | OUT          | OUT            | OUT                | OUT      | OUT          |
| Driver door sensor | Passengers door sensor | Trunk lid | Hood sense | Original alarm++ | Arming state | Lock factory remote | Unlock factory remote | Any button pressed | Handbrake / Parking | Speed 10kmph | Engine running | Engine speed (RPM) | Ignition | Key inserted |
| 1                  | 2                      | 3         | 4          | 5                | 6            | 7                   | 8                     | 9                  | 10                  | 11           | 12             | 13                 | 14       | 15           |
| +                  | +                      | +         | +          | +                | +            | +                   | +                     | +                  | +                   | +            | +              | +                  | +        | +            |

|                  |                           |                     |                    |                     |               |                   |                   |     |          |
|------------------|---------------------------|---------------------|--------------------|---------------------|---------------|-------------------|-------------------|-----|----------|
| connector 10 pin |                           |                     |                    |                     |               |                   |                   |     |          |
| OUT              | IN                        | IN                  | IN                 | IN                  | IN            | IN                | IN                | IN  | IN       |
| Footbrake        | Drivers door opening sim. | Turn off the engine | Turn on the engine | Turn signal control | Trunk release | Opening all doors | Closing all doors | GND | PWR +12V |
| 1                | 2                         | 3                   | 4                  | 5                   | 6             | 7                 | 8                 | 9   | 10       |
| +                | +                         | +                   | +                  | +                   | +             | +                 | +                 | +   | +        |

|                         |                              |                 |
|-------------------------|------------------------------|-----------------|
| Contr. of factory alarm | Contr.c.lock, when ign.is on | Comfort closure |
| +                       | +                            | +               |

| AUDI E-TRON (GE) (Electric) <span style="float:right">year: 2019 →</span> <span style="float:right">with and without Keyless System</span> <span style="float:right">program #: 12988</span> <span style="float:right">from: 2023-05-22</span> |        |        |        |        |        |       |       |
|------------------------------------------------------------------------------------------------------------------------------------------------------------------------------------------------------------------------------------------------|--------|--------|--------|--------|--------|-------|-------|
| connector 8 pin                                                                                                                                                                                                                                |        |        |        |        |        |       |       |
| CAN H                                                                                                                                                                                                                                          | CAN L  | CAN H  | CAN L  | CAN H  | CAN L  | OUT + | OUT - |
| CAN1-H                                                                                                                                                                                                                                         | CAN1-L | CAN2-H | CAN2-L | CAN3-H | CAN3-L | -     | -     |
| 1                                                                                                                                                                                                                                              | 2      | 3      | 4      | 5      | 6      | 7     | 8     |
| +                                                                                                                                                                                                                                              | +      | +      | +      | +      | +      | +     | +     |
| Attention:                                                                                                                                                                                                                                     |        |        |        |        |        |       |       |

|                    |                        |           |            |                  |              |                     |                       |                    |                     |              |                |                    |          |              |
|--------------------|------------------------|-----------|------------|------------------|--------------|---------------------|-----------------------|--------------------|---------------------|--------------|----------------|--------------------|----------|--------------|
| connector 15 pin   |                        |           |            |                  |              |                     |                       |                    |                     |              |                |                    |          |              |
| OUT                | OUT                    | OUT       | OUT        | OUT              | OUT          | OUT                 | OUT                   | OUT                | OUT                 | OUT          | OUT            | OUT                | OUT      | OUT          |
| Driver door sensor | Passengers door sensor | Trunk lid | Hood sense | Original alarm++ | Arming state | Lock factory remote | Unlock factory remote | Any button pressed | Handbrake / Parking | Speed 10kmph | Engine running | Engine speed (RPM) | Ignition | Key inserted |
| 1                  | 2                      | 3         | 4          | 5                | 6            | 7                   | 8                     | 9                  | 10                  | 11           | 12             | 13                 | 14       | 15           |
| +                  | +                      | +         | +          | +                | +            | +                   | +                     | +                  | +                   | +            | +              | +                  | +        | +            |

|                  |                           |                     |                    |                     |               |                   |                   |     |          |
|------------------|---------------------------|---------------------|--------------------|---------------------|---------------|-------------------|-------------------|-----|----------|
| connector 10 pin |                           |                     |                    |                     |               |                   |                   |     |          |
| OUT              | IN                        | IN                  | IN                 | IN                  | IN            | IN                | IN                | IN  | IN       |
| Footbrake        | Drivers door opening sim. | Turn off the engine | Turn on the engine | Turn signal control | Trunk release | Opening all doors | Closing all doors | GND | PWR +12V |
| 1                | 2                         | 3                   | 4                  | 5                   | 6             | 7                 | 8                 | 9   | 10       |
| +                | +                         | +                   | +                  | +                   | +             | +                 | +                 | +   | +        |

|                         |                              |                 |
|-------------------------|------------------------------|-----------------|
| Contr. of factory alarm | Contr.c.lock, when ign.is on | Comfort closure |
| +                       | +                            | +               |

| AUDI Q2 (GA) (Start-button) |        |        |        |        |        |                           |                         |                    |                        | year: 2021 → |            |                  |              |                     |                       |                    |                     |              |                | with and without Keyless System |          |              |           |                           |                     |                    |                     |               |                   | program №: 13683  |     |          |                         |                              |                 |   |   |   |   | from: 2023-05-22 |   |   |   |   |   |   |   |   |   |   |   |   |
|-----------------------------|--------|--------|--------|--------|--------|---------------------------|-------------------------|--------------------|------------------------|--------------|------------|------------------|--------------|---------------------|-----------------------|--------------------|---------------------|--------------|----------------|---------------------------------|----------|--------------|-----------|---------------------------|---------------------|--------------------|---------------------|---------------|-------------------|-------------------|-----|----------|-------------------------|------------------------------|-----------------|---|---|---|---|------------------|---|---|---|---|---|---|---|---|---|---|---|---|
| connector 8 pin             |        |        |        |        |        |                           |                         | OUT +              |                        | OUT -        |            | connector 15 pin |              |                     |                       |                    |                     |              |                | OUT +                           |          | OUT -        |           | connector 10 pin          |                     |                    |                     |               |                   |                   |     | OUT +    |                         | OUT -                        |                 |   |   |   |   |                  |   |   |   |   |   |   |   |   |   |   |   |   |
| CAN H                       | CAN L  | CAN H  | CAN L  | CAN H  | CAN L  | CAN H                     | CAN L                   | OUT +              | OUT -                  | OUT          | OUT        | OUT              | OUT          | OUT                 | OUT                   | OUT                | OUT                 | OUT          | OUT            | OUT +                           | OUT -    | OUT          | IN        | IN                        | IN                  | IN                 | IN                  | IN            | IN                | IN                | IN  | IN       | IN                      | IN                           | IN              |   |   |   |   |                  |   |   |   |   |   |   |   |   |   |   |   |   |
| CAN1-H                      | CAN1-L | CAN2-H | CAN2-L | CAN3-H | CAN3-L | Alternative blink control | Alt. contr. centr. lock | Driver door sensor | Passengers door sensor | Trunk lid    | Hood sense | Original alarm++ | Arming state | Lock factory remote | Unlock factory remote | Any button pressed | Handbrake / Parking | Speed 10kmph | Engine running | Engine speed (RPM)              | Ignition | Key inserted | Footbrake | Drivers door opening sim. | Turn off the engine | Turn on the engine | Turn signal control | Trunk release | Opening all doors | Closing all doors | GND | PWR +12V | Contr. of factory alarm | Contr.c.lock, when ign.is on | Comfort closure |   |   |   |   |                  |   |   |   |   |   |   |   |   |   |   |   |   |
| 1                           | 2      | 3      | 4      | 5      | 6      | 7                         | 8                       | 1                  | 2                      | 3            | 4          | 5                | 6            | 7                   | 8                     | 9                  | 10                  | 11           | 12             | 13                              | 14       | 15           | 1         | 2                         | 3                   | 4                  | 5                   | 6             | 7                 | 8                 | 9   | 10       | +                       | +                            | +               | + | + | + | + | +                | + | + | + | + | + | + | + | + | + | + | + | + |

Attention:

Switches

| AUDI Q2 (GA) (Regular-key) |        |        |        |        |        |                           |                         |                    |                        | year: 2020 → |            |                  |              |                     |                       |                    |                     |              |                | without Keyless System |          |              |           |                           |                     |                    |                     |               |                   | program №: 13419  |     |          |                         |                              |                 |   |   |   |   | from: 2023-05-22 |   |   |   |   |   |   |   |   |   |   |   |   |   |   |
|----------------------------|--------|--------|--------|--------|--------|---------------------------|-------------------------|--------------------|------------------------|--------------|------------|------------------|--------------|---------------------|-----------------------|--------------------|---------------------|--------------|----------------|------------------------|----------|--------------|-----------|---------------------------|---------------------|--------------------|---------------------|---------------|-------------------|-------------------|-----|----------|-------------------------|------------------------------|-----------------|---|---|---|---|------------------|---|---|---|---|---|---|---|---|---|---|---|---|---|---|
| connector 8 pin            |        |        |        |        |        |                           |                         | OUT +              |                        | OUT -        |            | connector 15 pin |              |                     |                       |                    |                     |              |                | OUT +                  |          | OUT -        |           | connector 10 pin          |                     |                    |                     |               |                   |                   |     | OUT +    |                         | OUT -                        |                 |   |   |   |   |                  |   |   |   |   |   |   |   |   |   |   |   |   |   |   |
| CAN H                      | CAN L  | CAN H  | CAN L  | CAN H  | CAN L  | CAN H                     | CAN L                   | OUT +              | OUT -                  | OUT          | OUT        | OUT              | OUT          | OUT                 | OUT                   | OUT                | OUT                 | OUT          | OUT            | OUT +                  | OUT -    | OUT          | IN        | IN                        | IN                  | IN                 | IN                  | IN            | IN                | IN                | IN  | IN       | IN                      | IN                           | IN              |   |   |   |   |                  |   |   |   |   |   |   |   |   |   |   |   |   |   |   |
| CAN1-H                     | CAN1-L | CAN2-H | CAN2-L | CAN3-H | CAN3-L | Alternative blink control | Alt. contr. centr. lock | Driver door sensor | Passengers door sensor | Trunk lid    | Hood sense | Original alarm++ | Arming state | Lock factory remote | Unlock factory remote | Any button pressed | Handbrake / Parking | Speed 10kmph | Engine running | Engine speed (RPM)     | Ignition | Key inserted | Footbrake | Drivers door opening sim. | Turn off the engine | Turn on the engine | Turn signal control | Trunk release | Opening all doors | Closing all doors | GND | PWR +12V | Contr. of factory alarm | Contr.c.lock, when ign.is on | Comfort closure |   |   |   |   |                  |   |   |   |   |   |   |   |   |   |   |   |   |   |   |
| 1                          | 2      | 3      | 4      | 5      | 6      | 7                         | 8                       | 1                  | 2                      | 3            | 4          | 5                | 6            | 7                   | 8                     | 9                  | 10                  | 11           | 12             | 13                     | 14       | 15           | 1         | 2                         | 3                   | 4                  | 5                   | 6             | 7                 | 8                 | 9   | 10       | +                       | +                            | +               | + | + | + | + | +                | + | + | + | + | + | + | + | + | + | + | + | + | + | + |

Attention:

Switches

| AUDI Q2 (GA) (Start-button) |        |        |        |        |        |                           |                         |                    |                        | year: 2020 → |            |                  |              |                     |                       |                    |                     |              |                | with and without Keyless System |          |              |           |                           |                     |                    |                     |               |                   | program №: 13421  |     |          |                         |                              |                 |   |   |   |   | from: 2023-05-22 |   |   |   |   |   |   |   |   |   |   |   |   |   |   |   |   |
|-----------------------------|--------|--------|--------|--------|--------|---------------------------|-------------------------|--------------------|------------------------|--------------|------------|------------------|--------------|---------------------|-----------------------|--------------------|---------------------|--------------|----------------|---------------------------------|----------|--------------|-----------|---------------------------|---------------------|--------------------|---------------------|---------------|-------------------|-------------------|-----|----------|-------------------------|------------------------------|-----------------|---|---|---|---|------------------|---|---|---|---|---|---|---|---|---|---|---|---|---|---|---|---|
| connector 8 pin             |        |        |        |        |        |                           |                         | OUT +              |                        | OUT -        |            | connector 15 pin |              |                     |                       |                    |                     |              |                | OUT +                           |          | OUT -        |           | connector 10 pin          |                     |                    |                     |               |                   |                   |     | OUT +    |                         | OUT -                        |                 |   |   |   |   |                  |   |   |   |   |   |   |   |   |   |   |   |   |   |   |   |   |
| CAN H                       | CAN L  | CAN H  | CAN L  | CAN H  | CAN L  | CAN H                     | CAN L                   | OUT +              | OUT -                  | OUT          | OUT        | OUT              | OUT          | OUT                 | OUT                   | OUT                | OUT                 | OUT          | OUT            | OUT +                           | OUT -    | OUT          | IN        | IN                        | IN                  | IN                 | IN                  | IN            | IN                | IN                | IN  | IN       | IN                      | IN                           | IN              |   |   |   |   |                  |   |   |   |   |   |   |   |   |   |   |   |   |   |   |   |   |
| CAN1-H                      | CAN1-L | CAN2-H | CAN2-L | CAN3-H | CAN3-L | Alternative blink control | Alt. contr. centr. lock | Driver door sensor | Passengers door sensor | Trunk lid    | Hood sense | Original alarm++ | Arming state | Lock factory remote | Unlock factory remote | Any button pressed | Handbrake / Parking | Speed 10kmph | Engine running | Engine speed (RPM)              | Ignition | Key inserted | Footbrake | Drivers door opening sim. | Turn off the engine | Turn on the engine | Turn signal control | Trunk release | Opening all doors | Closing all doors | GND | PWR +12V | Contr. of factory alarm | Contr.c.lock, when ign.is on | Comfort closure |   |   |   |   |                  |   |   |   |   |   |   |   |   |   |   |   |   |   |   |   |   |
| 1                           | 2      | 3      | 4      | 5      | 6      | 7                         | 8                       | 1                  | 2                      | 3            | 4          | 5                | 6            | 7                   | 8                     | 9                  | 10                  | 11           | 12             | 13                              | 14       | 15           | 1         | 2                         | 3                   | 4                  | 5                   | 6             | 7                 | 8                 | 9   | 10       | +                       | +                            | +               | + | + | + | + | +                | + | + | + | + | + | + | + | + | + | + | + | + | + | + | + | + |

Attention:

Switches

| AUDI Q2 (GA) (Regular-key) |        |        |        |        |        |                           |                         |                    |                        | year: 2017 → |            |                  |              |                     |                       |                    |                     |              |                | with and without Keyless System |          |              |           |                           |                     |                    |                     |               |                   | program №: 11923  |     |          |                         |                              |                 |   |   |   |   | from: 2023-05-22 |   |   |   |   |   |   |   |   |   |   |   |   |   |   |   |   |
|----------------------------|--------|--------|--------|--------|--------|---------------------------|-------------------------|--------------------|------------------------|--------------|------------|------------------|--------------|---------------------|-----------------------|--------------------|---------------------|--------------|----------------|---------------------------------|----------|--------------|-----------|---------------------------|---------------------|--------------------|---------------------|---------------|-------------------|-------------------|-----|----------|-------------------------|------------------------------|-----------------|---|---|---|---|------------------|---|---|---|---|---|---|---|---|---|---|---|---|---|---|---|---|
| connector 8 pin            |        |        |        |        |        |                           |                         | OUT +              |                        | OUT -        |            | connector 15 pin |              |                     |                       |                    |                     |              |                | OUT +                           |          | OUT -        |           | connector 10 pin          |                     |                    |                     |               |                   |                   |     | OUT +    |                         | OUT -                        |                 |   |   |   |   |                  |   |   |   |   |   |   |   |   |   |   |   |   |   |   |   |   |
| CAN H                      | CAN L  | CAN H  | CAN L  | CAN H  | CAN L  | CAN H                     | CAN L                   | OUT +              | OUT -                  | OUT          | OUT        | OUT              | OUT          | OUT                 | OUT                   | OUT                | OUT                 | OUT          | OUT            | OUT +                           | OUT -    | OUT          | IN        | IN                        | IN                  | IN                 | IN                  | IN            | IN                | IN                | IN  | IN       | IN                      | IN                           | IN              |   |   |   |   |                  |   |   |   |   |   |   |   |   |   |   |   |   |   |   |   |   |
| CAN1-H                     | CAN1-L | CAN2-H | CAN2-L | CAN3-H | CAN3-L | Alternative blink control | Alt. contr. centr. lock | Driver door sensor | Passengers door sensor | Trunk lid    | Hood sense | Original alarm++ | Arming state | Lock factory remote | Unlock factory remote | Any button pressed | Handbrake / Parking | Speed 10kmph | Engine running | Engine speed (RPM)              | Ignition | Key inserted | Footbrake | Drivers door opening sim. | Turn off the engine | Turn on the engine | Turn signal control | Trunk release | Opening all doors | Closing all doors | GND | PWR +12V | Contr. of factory alarm | Contr.c.lock, when ign.is on | Comfort closure |   |   |   |   |                  |   |   |   |   |   |   |   |   |   |   |   |   |   |   |   |   |
| 1                          | 2      | 3      | 4      | 5      | 6      | 7                         | 8                       | 1                  | 2                      | 3            | 4          | 5                | 6            | 7                   | 8                     | 9                  | 10                  | 11           | 12             | 13                              | 14       | 15           | 1         | 2                         | 3                   | 4                  | 5                   | 6             | 7                 | 8                 | 9   | 10       | +                       | +                            | +               | + | + | + | + | +                | + | + | + | + | + | + | + | + | + | + | + | + | + | + | + | + |

Attention:

Switches

| AUDI Q2 (GA) (Regular-key) |        |        |        |        |        |                           |                         |                    |                        | year: 2017 → |            |                  |              |                     |                       |                    |                     |              |                | without Keyless System |          |              |           |                           |                     |                    |                     |               |                   | program №: 13459  |     |          |                         |                              |                 |   |   |   |   | from: 2023-05-22 |   |   |   |   |   |   |   |   |   |   |   |   |   |   |   |   |
|----------------------------|--------|--------|--------|--------|--------|---------------------------|-------------------------|--------------------|------------------------|--------------|------------|------------------|--------------|---------------------|-----------------------|--------------------|---------------------|--------------|----------------|------------------------|----------|--------------|-----------|---------------------------|---------------------|--------------------|---------------------|---------------|-------------------|-------------------|-----|----------|-------------------------|------------------------------|-----------------|---|---|---|---|------------------|---|---|---|---|---|---|---|---|---|---|---|---|---|---|---|---|
| connector 8 pin            |        |        |        |        |        |                           |                         | OUT +              |                        | OUT -        |            | connector 15 pin |              |                     |                       |                    |                     |              |                | OUT +                  |          | OUT -        |           | connector 10 pin          |                     |                    |                     |               |                   |                   |     | OUT +    |                         | OUT -                        |                 |   |   |   |   |                  |   |   |   |   |   |   |   |   |   |   |   |   |   |   |   |   |
| CAN H                      | CAN L  | CAN H  | CAN L  | CAN H  | CAN L  | CAN H                     | CAN L                   | OUT +              | OUT -                  | OUT          | OUT        | OUT              | OUT          | OUT                 | OUT                   | OUT                | OUT                 | OUT          | OUT            | OUT +                  | OUT -    | OUT          | IN        | IN                        | IN                  | IN                 | IN                  | IN            | IN                | IN                | IN  | IN       | IN                      | IN                           | IN              |   |   |   |   |                  |   |   |   |   |   |   |   |   |   |   |   |   |   |   |   |   |
| CAN1-H                     | CAN1-L | CAN2-H | CAN2-L | CAN3-H | CAN3-L | Alternative blink control | Alt. contr. centr. lock | Driver door sensor | Passengers door sensor | Trunk lid    | Hood sense | Original alarm++ | Arming state | Lock factory remote | Unlock factory remote | Any button pressed | Handbrake / Parking | Speed 10kmph | Engine running | Engine speed (RPM)     | Ignition | Key inserted | Footbrake | Drivers door opening sim. | Turn off the engine | Turn on the engine | Turn signal control | Trunk release | Opening all doors | Closing all doors | GND | PWR +12V | Contr. of factory alarm | Contr.c.lock, when ign.is on | Comfort closure |   |   |   |   |                  |   |   |   |   |   |   |   |   |   |   |   |   |   |   |   |   |
| 1                          | 2      | 3      | 4      | 5      | 6      | 7                         | 8                       | 1                  | 2                      | 3            | 4          | 5                | 6            | 7                   | 8                     | 9                  | 10                  | 11           | 12             | 13                     | 14       | 15           | 1         | 2                         | 3                   | 4                  | 5                   | 6             | 7                 | 8                 | 9   | 10       | +                       | +                            | +               | + | + | + | + | +                | + | + | + | + | + | + | + | + | + | + | + | + | + | + | + | + |

Attention:

Switches

| AUDI Q3 (F3) (Sportback) (Start-button) year: 2020 → with and without Keyless System program №: 12899 from: 2023-05-22 |        |        |        |        |        |                           |                         |
|------------------------------------------------------------------------------------------------------------------------|--------|--------|--------|--------|--------|---------------------------|-------------------------|
| connector 8 pin                                                                                                        |        |        |        |        |        |                           |                         |
| CAN H                                                                                                                  | CAN L  | CAN H  | CAN L  | CAN H  | CAN L  | OUT +                     | OUT -                   |
| CAN1-H                                                                                                                 | CAN1-L | CAN2-H | CAN2-L | CAN3-H | CAN3-L | Alternative blink control | Alt. contr. centr. lock |
| 1                                                                                                                      | 2      | 3      | 4      | 5      | 6      | 7                         | 8                       |
| +                                                                                                                      | +      | +      | +      | +      | +      | +                         | +                       |

| connector 15 pin   |                        |           |            |                  |              |                     |                       |                    |                     |              |                |                    |          |              |
|--------------------|------------------------|-----------|------------|------------------|--------------|---------------------|-----------------------|--------------------|---------------------|--------------|----------------|--------------------|----------|--------------|
| OUT                | OUT                    | OUT       | OUT        | OUT              | OUT          | OUT                 | OUT                   | OUT                | OUT                 | OUT          | OUT            | OUT                | OUT      | OUT          |
| Driver door sensor | Passengers door sensor | Trunk lid | Hood sense | Original alarm++ | Arming state | Lock factory remote | Unlock factory remote | Any button pressed | Handbrake / Parking | Speed 10kmph | Engine running | Engine speed (RPM) | Ignition | Key inserted |
| 1                  | 2                      | 3         | 4          | 5                | 6            | 7                   | 8                     | 9                  | 10                  | 11           | 12             | 13                 | 14       | 15           |
| +                  | +                      | +         | +          | +                | +            | +                   | +                     | +                  | +                   | +            | +              | +                  | +        | +            |

| connector 10 pin |                           |                     |                    |                     |               |                   |                   |     |          |
|------------------|---------------------------|---------------------|--------------------|---------------------|---------------|-------------------|-------------------|-----|----------|
| OUT              | IN                        | IN                  | IN                 | IN                  | IN            | IN                | IN                | IN  | IN       |
| Footbrake        | Drivers door opening sim. | Turn off the engine | Turn on the engine | Turn signal control | Trunk release | Opening all doors | Closing all doors | GND | PWR +12V |
| 1                | 2                         | 3                   | 4                  | 5                   | 6             | 7                 | 8                 | 9   | 10       |
| +                | +                         | +                   | +                  | +                   | +             | +                 | +                 | +   | +        |

Attention:

Switches

| AUDI Q3 (F3) (Sportback) (Hybrid) (Plug-in) year: 2020 → with and without Keyless System program №: 13681 from: 2023-05-22 |        |        |        |        |        |                           |                         |
|----------------------------------------------------------------------------------------------------------------------------|--------|--------|--------|--------|--------|---------------------------|-------------------------|
| connector 8 pin                                                                                                            |        |        |        |        |        |                           |                         |
| CAN H                                                                                                                      | CAN L  | CAN H  | CAN L  | CAN H  | CAN L  | OUT +                     | OUT -                   |
| CAN1-H                                                                                                                     | CAN1-L | CAN2-H | CAN2-L | CAN3-H | CAN3-L | Alternative blink control | Alt. contr. centr. lock |
| 1                                                                                                                          | 2      | 3      | 4      | 5      | 6      | 7                         | 8                       |
| +                                                                                                                          | +      | +      | +      | +      | +      | +                         | +                       |

| connector 15 pin   |                        |           |            |                  |              |                     |                       |                    |                     |              |                |                    |          |              |
|--------------------|------------------------|-----------|------------|------------------|--------------|---------------------|-----------------------|--------------------|---------------------|--------------|----------------|--------------------|----------|--------------|
| OUT                | OUT                    | OUT       | OUT        | OUT              | OUT          | OUT                 | OUT                   | OUT                | OUT                 | OUT          | OUT            | OUT                | OUT      | OUT          |
| Driver door sensor | Passengers door sensor | Trunk lid | Hood sense | Original alarm++ | Arming state | Lock factory remote | Unlock factory remote | Any button pressed | Handbrake / Parking | Speed 10kmph | Engine running | Engine speed (RPM) | Ignition | Key inserted |
| 1                  | 2                      | 3         | 4          | 5                | 6            | 7                   | 8                     | 9                  | 10                  | 11           | 12             | 13                 | 14       | 15           |
| +                  | +                      | +         | +          | +                | +            | +                   | +                     | +                  | +                   | +            | +              | +                  | +        | +            |

| connector 10 pin |                           |                     |                    |                     |               |                   |                   |     |          |
|------------------|---------------------------|---------------------|--------------------|---------------------|---------------|-------------------|-------------------|-----|----------|
| OUT              | IN                        | IN                  | IN                 | IN                  | IN            | IN                | IN                | IN  | IN       |
| Footbrake        | Drivers door opening sim. | Turn off the engine | Turn on the engine | Turn signal control | Trunk release | Opening all doors | Closing all doors | GND | PWR +12V |
| 1                | 2                         | 3                   | 4                  | 5                   | 6             | 7                 | 8                 | 9   | 10       |
| +                | +                         | +                   | +                  | +                   | +             | +                 | +                 | +   | +        |

Attention:

Switches

| AUDI Q3 (F3) (Start-button) year: 2019 → with and without Keyless System program №: 12898 from: 2023-05-22 |        |        |        |        |        |                           |                         |
|------------------------------------------------------------------------------------------------------------|--------|--------|--------|--------|--------|---------------------------|-------------------------|
| connector 8 pin                                                                                            |        |        |        |        |        |                           |                         |
| CAN H                                                                                                      | CAN L  | CAN H  | CAN L  | CAN H  | CAN L  | OUT +                     | OUT -                   |
| CAN1-H                                                                                                     | CAN1-L | CAN2-H | CAN2-L | CAN3-H | CAN3-L | Alternative blink control | Alt. contr. centr. lock |
| 1                                                                                                          | 2      | 3      | 4      | 5      | 6      | 7                         | 8                       |
| +                                                                                                          | +      | +      | +      | +      | +      | +                         | +                       |

| connector 15 pin   |                        |           |            |                  |              |                     |                       |                    |                     |              |                |                    |          |              |
|--------------------|------------------------|-----------|------------|------------------|--------------|---------------------|-----------------------|--------------------|---------------------|--------------|----------------|--------------------|----------|--------------|
| OUT                | OUT                    | OUT       | OUT        | OUT              | OUT          | OUT                 | OUT                   | OUT                | OUT                 | OUT          | OUT            | OUT                | OUT      | OUT          |
| Driver door sensor | Passengers door sensor | Trunk lid | Hood sense | Original alarm++ | Arming state | Lock factory remote | Unlock factory remote | Any button pressed | Handbrake / Parking | Speed 10kmph | Engine running | Engine speed (RPM) | Ignition | Key inserted |
| 1                  | 2                      | 3         | 4          | 5                | 6            | 7                   | 8                     | 9                  | 10                  | 11           | 12             | 13                 | 14       | 15           |
| +                  | +                      | +         | +          | +                | +            | +                   | +                     | +                  | +                   | +            | +              | +                  | +        | +            |

| connector 10 pin |                           |                     |                    |                     |               |                   |                   |     |          |
|------------------|---------------------------|---------------------|--------------------|---------------------|---------------|-------------------|-------------------|-----|----------|
| OUT              | IN                        | IN                  | IN                 | IN                  | IN            | IN                | IN                | IN  | IN       |
| Footbrake        | Drivers door opening sim. | Turn off the engine | Turn on the engine | Turn signal control | Trunk release | Opening all doors | Closing all doors | GND | PWR +12V |
| 1                | 2                         | 3                   | 4                  | 5                   | 6             | 7                 | 8                 | 9   | 10       |
| +                | +                         | +                   | +                  | +                   | +             | +                 | +                 | +   | +        |

Attention:

Switches

| AUDI Q3 (F3) (Regular-key) year: 2019 → without Keyless System program №: 14227 from: 2023-05-22 |        |        |        |        |        |                           |                         |
|--------------------------------------------------------------------------------------------------|--------|--------|--------|--------|--------|---------------------------|-------------------------|
| connector 8 pin                                                                                  |        |        |        |        |        |                           |                         |
| CAN H                                                                                            | CAN L  | CAN H  | CAN L  | CAN H  | CAN L  | OUT +                     | OUT -                   |
| CAN1-H                                                                                           | CAN1-L | CAN2-H | CAN2-L | CAN3-H | CAN3-L | Alternative blink control | Alt. contr. centr. lock |
| 1                                                                                                | 2      | 3      | 4      | 5      | 6      | 7                         | 8                       |
| +                                                                                                | +      | +      | +      | +      | +      | +                         | +                       |

| connector 15 pin   |                        |           |            |                  |              |                     |                       |                    |                     |              |                |                    |          |              |
|--------------------|------------------------|-----------|------------|------------------|--------------|---------------------|-----------------------|--------------------|---------------------|--------------|----------------|--------------------|----------|--------------|
| OUT                | OUT                    | OUT       | OUT        | OUT              | OUT          | OUT                 | OUT                   | OUT                | OUT                 | OUT          | OUT            | OUT                | OUT      | OUT          |
| Driver door sensor | Passengers door sensor | Trunk lid | Hood sense | Original alarm++ | Arming state | Lock factory remote | Unlock factory remote | Any button pressed | Handbrake / Parking | Speed 10kmph | Engine running | Engine speed (RPM) | Ignition | Key inserted |
| 1                  | 2                      | 3         | 4          | 5                | 6            | 7                   | 8                     | 9                  | 10                  | 11           | 12             | 13                 | 14       | 15           |
| +                  | +                      | +         | +          | +                | +            | +                   | +                     | +                  | +                   | +            | +              | +                  | +        | +            |

| connector 10 pin |                           |                     |                    |                     |               |                   |                   |     |          |
|------------------|---------------------------|---------------------|--------------------|---------------------|---------------|-------------------|-------------------|-----|----------|
| OUT              | IN                        | IN                  | IN                 | IN                  | IN            | IN                | IN                | IN  | IN       |
| Footbrake        | Drivers door opening sim. | Turn off the engine | Turn on the engine | Turn signal control | Trunk release | Opening all doors | Closing all doors | GND | PWR +12V |
| 1                | 2                         | 3                   | 4                  | 5                   | 6             | 7                 | 8                 | 9   | 10       |
| +                | +                         | +                   | +                  | +                   | +             | +                 | +                 | +   | +        |

Attention:

Switches

| AUDI Q3 (8U) year: 2015 → with and without Keyless System program №: 11173 from: 2018-11-23 |        |        |        |        |        |                           |                         |
|---------------------------------------------------------------------------------------------|--------|--------|--------|--------|--------|---------------------------|-------------------------|
| connector 8 pin                                                                             |        |        |        |        |        |                           |                         |
| CAN H                                                                                       | CAN L  | CAN H  | CAN L  | CAN H  | CAN L  | OUT +                     | OUT -                   |
| CAN1-H                                                                                      | CAN1-L | CAN2-H | CAN2-L | CAN3-H | CAN3-L | Alternative blink control | Alt. contr. centr. lock |
| 1                                                                                           | 2      | 3      | 4      | 5      | 6      | 7                         | 8                       |
| +                                                                                           | +      | +      | +      | +      | +      | +                         | +                       |

| connector 15 pin   |                        |           |            |                  |              |                     |                       |                    |                     |              |                |                    |          |              |
|--------------------|------------------------|-----------|------------|------------------|--------------|---------------------|-----------------------|--------------------|---------------------|--------------|----------------|--------------------|----------|--------------|
| OUT                | OUT                    | OUT       | OUT        | OUT              | OUT          | OUT                 | OUT                   | OUT                | OUT                 | OUT          | OUT            | OUT                | OUT      | OUT          |
| Driver door sensor | Passengers door sensor | Trunk lid | Hood sense | Original alarm++ | Arming state | Lock factory remote | Unlock factory remote | Any button pressed | Handbrake / Parking | Speed 10kmph | Engine running | Engine speed (RPM) | Ignition | Key inserted |
| 1                  | 2                      | 3         | 4          | 5                | 6            | 7                   | 8                     | 9                  | 10                  | 11           | 12             | 13                 | 14       | 15           |
| +                  | +                      | +         | +          | +                | +            | +                   | +                     | +                  | +                   | +            | +              | +                  | +        | +            |

| connector 10 pin |                           |                     |                    |                     |               |                   |                   |     |          |
|------------------|---------------------------|---------------------|--------------------|---------------------|---------------|-------------------|-------------------|-----|----------|
| OUT              | IN                        | IN                  | IN                 | IN                  | IN            | IN                | IN                | IN  | IN       |
| Footbrake        | Drivers door opening sim. | Turn off the engine | Turn on the engine | Turn signal control | Trunk release | Opening all doors | Closing all doors | GND | PWR +12V |
| 1                | 2                         | 3                   | 4                  | 5                   | 6             | 7                 | 8                 | 9   | 10       |
| +                | +                         | +                   | +                  | +                   | +             | +                 | +                 | +   | +        |

Attention:

Switches



| AUDI Q5 (8R)    |        |        |        |        |        |                           |                         | year: 2008 →       |                        | with and without Keyless System |            |                  |              |                     |                       |                    |                     |              |                | program №: 11158   |          |              |                  |                           | from: 2023-05-22    |                    |                     |               |                   |                   |     |          |                         |                              |                 |    |    |    |    |
|-----------------|--------|--------|--------|--------|--------|---------------------------|-------------------------|--------------------|------------------------|---------------------------------|------------|------------------|--------------|---------------------|-----------------------|--------------------|---------------------|--------------|----------------|--------------------|----------|--------------|------------------|---------------------------|---------------------|--------------------|---------------------|---------------|-------------------|-------------------|-----|----------|-------------------------|------------------------------|-----------------|----|----|----|----|
| connector 8 pin |        |        |        |        |        |                           |                         | connector 15 pin   |                        |                                 |            |                  |              |                     |                       |                    |                     |              |                |                    |          |              | connector 10 pin |                           |                     |                    |                     |               |                   |                   |     |          |                         |                              |                 |    |    |    |    |
| CAN H           | CAN L  | CAN H  | CAN L  | CAN H  | CAN L  | OUT +                     | OUT -                   | OUT                | OUT                    | OUT                             | OUT        | OUT              | OUT          | OUT                 | OUT                   | OUT                | OUT                 | OUT          | OUT            | OUT                | OUT      | OUT          | OUT              | OUT                       | OUT                 | IN                 | IN                  | IN            | IN                | IN                | IN  | IN       | IN                      | IN                           | IN              | IN | IN | IN | IN |
| CAN1-H          | CAN1-L | CAN2-H | CAN2-L | CAN3-H | CAN3-L | Alternative blink control | Alt. contr. centr. lock | Driver door sensor | Passengers door sensor | Trunk lid                       | Hood sense | Original alarm++ | Arming state | Lock factory remote | Unlock factory remote | Any button pressed | Handbrake / Parking | Speed 10kmph | Engine running | Engine speed (RPM) | Ignition | Key inserted | Footbrake        | Drivers door opening sim. | Turn off the engine | Turn on the engine | Turn signal control | Trunk release | Opening all doors | Closing all doors | GND | PWR +12V | Contr. of factory alarm | Contr.c.lock. when ign.is on | Comfort closure |    |    |    |    |
| 1               | 2      | 3      | 4      | 5      | 6      | 7                         | 8                       | 1                  | 2                      | 3                               | 4          | 5                | 6            | 7                   | 8                     | 9                  | 10                  | 11           | 12             | 13                 | 14       | 15           | 1                | 2                         | 3                   | 4                  | 5                   | 6             | 7                 | 8                 | 9   | 10       |                         |                              |                 |    |    |    |    |
| +               | +      | +      | +      |        |        |                           |                         | +                  | +                      | +                               | +          | +                | +            | +                   | +                     | +                  | +                   | +            | +              | +                  | +        | +            | +                | +                         | +                   | +                  | +                   | +             | +                 | +                 | +   | +        | +                       | +                            | +               | +  |    |    |    |

Attention:

| AUDI Q5 / SQ5 (FP) |        |        |        |        |        |                           |                         | year: 2013 →       |                        | with and without Keyless System |            |                  |              |                     |                       |                    |                     |              |                | program №: 14866   |          |              |                  |                           | from: 2023-08-30    |                    |                     |               |                   |                   |     |          |                         |                              |                 |    |    |    |
|--------------------|--------|--------|--------|--------|--------|---------------------------|-------------------------|--------------------|------------------------|---------------------------------|------------|------------------|--------------|---------------------|-----------------------|--------------------|---------------------|--------------|----------------|--------------------|----------|--------------|------------------|---------------------------|---------------------|--------------------|---------------------|---------------|-------------------|-------------------|-----|----------|-------------------------|------------------------------|-----------------|----|----|----|
| connector 8 pin    |        |        |        |        |        |                           |                         | connector 15 pin   |                        |                                 |            |                  |              |                     |                       |                    |                     |              |                |                    |          |              | connector 10 pin |                           |                     |                    |                     |               |                   |                   |     |          |                         |                              |                 |    |    |    |
| CAN H              | CAN L  | CAN H  | CAN L  | CAN H  | CAN L  | OUT +                     | OUT -                   | OUT                | OUT                    | OUT                             | OUT        | OUT              | OUT          | OUT                 | OUT                   | OUT                | OUT                 | OUT          | OUT            | OUT                | OUT      | OUT          | OUT              | OUT                       | OUT                 | IN                 | IN                  | IN            | IN                | IN                | IN  | IN       | IN                      | IN                           | IN              | IN | IN | IN |
| CAN1-H             | CAN1-L | CAN2-H | CAN2-L | CAN3-H | CAN3-L | Alternative blink control | Alt. contr. centr. lock | Driver door sensor | Passengers door sensor | Trunk lid                       | Hood sense | Original alarm++ | Arming state | Lock factory remote | Unlock factory remote | Any button pressed | Handbrake / Parking | Speed 10kmph | Engine running | Engine speed (RPM) | Ignition | Key inserted | Footbrake        | Drivers door opening sim. | Turn off the engine | Turn on the engine | Turn signal control | Trunk release | Opening all doors | Closing all doors | GND | PWR +12V | Contr. of factory alarm | Contr.c.lock. when ign.is on | Comfort closure |    |    |    |
| 1                  | 2      | 3      | 4      | 5      | 6      | 7                         | 8                       | 1                  | 2                      | 3                               | 4          | 5                | 6            | 7                   | 8                     | 9                  | 10                  | 11           | 12             | 13                 | 14       | 15           | 1                | 2                         | 3                   | 4                  | 5                   | 6             | 7                 | 8                 | 9   | 10       |                         |                              |                 |    |    |    |
| +                  | +      | +      | +      |        |        |                           |                         | +                  | +                      | +                               | +          | +                | +            | +                   | +                     | +                  | +                   | +            | +              | +                  | +        | +            | +                | +                         | +                   | +                  | +                   | +             | +                 | +                 | +   | +        | +                       | +                            | +               | +  | +  |    |

Attention:

| AUDI Q7 (4M)    |        |        |        |        |        |                           |                         | year: 2020 →       |                        | with and without Keyless System |            |                  |              |                     |                       |                    |                     |              |                | program №: 12989   |          |              |                  |                           | from: 2023-05-22    |                    |                     |               |                   |                   |     |          |                         |                              |                 |    |    |    |
|-----------------|--------|--------|--------|--------|--------|---------------------------|-------------------------|--------------------|------------------------|---------------------------------|------------|------------------|--------------|---------------------|-----------------------|--------------------|---------------------|--------------|----------------|--------------------|----------|--------------|------------------|---------------------------|---------------------|--------------------|---------------------|---------------|-------------------|-------------------|-----|----------|-------------------------|------------------------------|-----------------|----|----|----|
| connector 8 pin |        |        |        |        |        |                           |                         | connector 15 pin   |                        |                                 |            |                  |              |                     |                       |                    |                     |              |                |                    |          |              | connector 10 pin |                           |                     |                    |                     |               |                   |                   |     |          |                         |                              |                 |    |    |    |
| CAN H           | CAN L  | CAN H  | CAN L  | CAN H  | CAN L  | OUT +                     | OUT -                   | OUT                | OUT                    | OUT                             | OUT        | OUT              | OUT          | OUT                 | OUT                   | OUT                | OUT                 | OUT          | OUT            | OUT                | OUT      | OUT          | OUT              | OUT                       | OUT                 | OUT                | IN                  | IN            | IN                | IN                | IN  | IN       | IN                      | IN                           | IN              | IN | IN | IN |
| CAN1-H          | CAN1-L | CAN2-H | CAN2-L | CAN3-H | CAN3-L | Alternative blink control | Alt. contr. centr. lock | Driver door sensor | Passengers door sensor | Trunk lid                       | Hood sense | Original alarm++ | Arming state | Lock factory remote | Unlock factory remote | Any button pressed | Handbrake / Parking | Speed 10kmph | Engine running | Engine speed (RPM) | Ignition | Key inserted | Footbrake        | Drivers door opening sim. | Turn off the engine | Turn on the engine | Turn signal control | Trunk release | Opening all doors | Closing all doors | GND | PWR +12V | Contr. of factory alarm | Contr.c.lock. when ign.is on | Comfort closure |    |    |    |
| 1               | 2      | 3      | 4      | 5      | 6      | 7                         | 8                       | 1                  | 2                      | 3                               | 4          | 5                | 6            | 7                   | 8                     | 9                  | 10                  | 11           | 12             | 13                 | 14       | 15           | 1                | 2                         | 3                   | 4                  | 5                   | 6             | 7                 | 8                 | 9   | 10       |                         |                              |                 |    |    |    |
| +               | +      | +      | +      |        |        |                           |                         | +                  | +                      | +                               | +          | +                | +            | +                   | +                     | +                  | +                   | +            | +              | +                  | +        | +            | +                | +                         | +                   | +                  | +                   | +             | +                 | +                 | +   | +        | +                       | +                            | +               | +  | +  | +  |

Attention:

| AUDI Q7 (4M)    |        |        |        |        |        |                           |                         | year: 2016 →       |                        | with and without Keyless System |            |                  |              |                     |                       |                    |                     |              |                | program №: 11646   |          |              |                  |                           | from: 2023-05-22    |                    |                     |               |                   |                   |     |          |                         |                              |                 |    |    |    |
|-----------------|--------|--------|--------|--------|--------|---------------------------|-------------------------|--------------------|------------------------|---------------------------------|------------|------------------|--------------|---------------------|-----------------------|--------------------|---------------------|--------------|----------------|--------------------|----------|--------------|------------------|---------------------------|---------------------|--------------------|---------------------|---------------|-------------------|-------------------|-----|----------|-------------------------|------------------------------|-----------------|----|----|----|
| connector 8 pin |        |        |        |        |        |                           |                         | connector 15 pin   |                        |                                 |            |                  |              |                     |                       |                    |                     |              |                |                    |          |              | connector 10 pin |                           |                     |                    |                     |               |                   |                   |     |          |                         |                              |                 |    |    |    |
| CAN H           | CAN L  | CAN H  | CAN L  | CAN H  | CAN L  | OUT +                     | OUT -                   | OUT                | OUT                    | OUT                             | OUT        | OUT              | OUT          | OUT                 | OUT                   | OUT                | OUT                 | OUT          | OUT            | OUT                | OUT      | OUT          | OUT              | OUT                       | OUT                 | OUT                | IN                  | IN            | IN                | IN                | IN  | IN       | IN                      | IN                           | IN              | IN | IN | IN |
| CAN1-H          | CAN1-L | CAN2-H | CAN2-L | CAN3-H | CAN3-L | Alternative blink control | Alt. contr. centr. lock | Driver door sensor | Passengers door sensor | Trunk lid                       | Hood sense | Original alarm++ | Arming state | Lock factory remote | Unlock factory remote | Any button pressed | Handbrake / Parking | Speed 10kmph | Engine running | Engine speed (RPM) | Ignition | Key inserted | Footbrake        | Drivers door opening sim. | Turn off the engine | Turn on the engine | Turn signal control | Trunk release | Opening all doors | Closing all doors | GND | PWR +12V | Contr. of factory alarm | Contr.c.lock. when ign.is on | Comfort closure |    |    |    |
| 1               | 2      | 3      | 4      | 5      | 6      | 7                         | 8                       | 1                  | 2                      | 3                               | 4          | 5                | 6            | 7                   | 8                     | 9                  | 10                  | 11           | 12             | 13                 | 14       | 15           | 1                | 2                         | 3                   | 4                  | 5                   | 6             | 7                 | 8                 | 9   | 10       |                         |                              |                 |    |    |    |
| +               | +      | +      | +      |        |        |                           |                         | +                  | +                      | +                               | +          | +                | +            | +                   | +                     | +                  | +                   | +            | +              | +                  | +        | +            | +                | +                         | +                   | +                  | +                   | +             | +                 | +                 | +   | +        | +                       | +                            | +               | +  | +  | +  |

Attention:

| AUDI Q7 (4L)    |        |        |        |        |        |                           |                         | year: 2005 →       |                        | with and without Keyless System |            |                  |              |                     |                       |                    |                     |              |                | program №: 11131   |          |              |                  |                           | from: 2017-09-01    |                    |                     |               |                   |                   |     |          |                         |                              |                 |    |    |    |
|-----------------|--------|--------|--------|--------|--------|---------------------------|-------------------------|--------------------|------------------------|---------------------------------|------------|------------------|--------------|---------------------|-----------------------|--------------------|---------------------|--------------|----------------|--------------------|----------|--------------|------------------|---------------------------|---------------------|--------------------|---------------------|---------------|-------------------|-------------------|-----|----------|-------------------------|------------------------------|-----------------|----|----|----|
| connector 8 pin |        |        |        |        |        |                           |                         | connector 15 pin   |                        |                                 |            |                  |              |                     |                       |                    |                     |              |                |                    |          |              | connector 10 pin |                           |                     |                    |                     |               |                   |                   |     |          |                         |                              |                 |    |    |    |
| CAN H           | CAN L  | CAN H  | CAN L  | CAN H  | CAN L  | OUT +                     | OUT -                   | OUT                | OUT                    | OUT                             | OUT        | OUT              | OUT          | OUT                 | OUT                   | OUT                | OUT                 | OUT          | OUT            | OUT                | OUT      | OUT          | OUT              | OUT                       | OUT                 | OUT                | IN                  | IN            | IN                | IN                | IN  | IN       | IN                      | IN                           | IN              | IN | IN | IN |
| CAN1-H          | CAN1-L | CAN2-H | CAN2-L | CAN3-H | CAN3-L | Alternative blink control | Alt. contr. centr. lock | Driver door sensor | Passengers door sensor | Trunk lid                       | Hood sense | Original alarm++ | Arming state | Lock factory remote | Unlock factory remote | Any button pressed | Handbrake / Parking | Speed 10kmph | Engine running | Engine speed (RPM) | Ignition | Key inserted | Footbrake        | Drivers door opening sim. | Turn off the engine | Turn on the engine | Turn signal control | Trunk release | Opening all doors | Closing all doors | GND | PWR +12V | Contr. of factory alarm | Contr.c.lock. when ign.is on | Comfort closure |    |    |    |
| 1               | 2      | 3      | 4      | 5      | 6      | 7                         | 8                       | 1                  | 2                      | 3                               | 4          | 5                | 6            | 7                   | 8                     | 9                  | 10                  | 11           | 12             | 13                 | 14       | 15           | 1                | 2                         | 3                   | 4                  | 5                   | 6             | 7                 | 8                 | 9   | 10       |                         |                              |                 |    |    |    |
| +               | +      | +      | +      |        |        |                           |                         | +                  | +                      | +                               | +          | +                | +            | +                   | +                     | +                  | +                   | +            | +              | +                  | +        | +            | +                | +                         | +                   | +                  | +                   | +             | +                 | +                 | +   | +        | +                       | +                            | +               | +  | +  | +  |

Attention:

[en]=> P/N 727010xx (U277\_70\_10)

| AUDI Q8 (F1)    |        |        |        |        |        |                            |                         | year: 2018 →       |                        |           |            |                  |              |                     |                       |                    |                     | with and without Keyless System |                | program No: 12449  |          |              |           |                           | from: 2023-05-22    |                    |                     |               |                   |                   |     |          |     |     |     |                         |                               |                 |   |   |   |   |   |   |   |   |   |   |   |   |   |   |   |   |
|-----------------|--------|--------|--------|--------|--------|----------------------------|-------------------------|--------------------|------------------------|-----------|------------|------------------|--------------|---------------------|-----------------------|--------------------|---------------------|---------------------------------|----------------|--------------------|----------|--------------|-----------|---------------------------|---------------------|--------------------|---------------------|---------------|-------------------|-------------------|-----|----------|-----|-----|-----|-------------------------|-------------------------------|-----------------|---|---|---|---|---|---|---|---|---|---|---|---|---|---|---|---|
| connector 8 pin |        |        |        |        |        |                            |                         | connector 15 pin   |                        |           |            |                  |              |                     |                       |                    |                     | connector 10 pin                |                |                    |          |              |           |                           |                     |                    |                     |               |                   |                   |     |          |     |     |     |                         |                               |                 |   |   |   |   |   |   |   |   |   |   |   |   |   |   |   |   |
| CAN H           | CAN L  | CAN H  | CAN L  | CAN H  | CAN L  | OUT +                      | OUT +                   | OUT                | OUT                    | OUT       | OUT        | OUT              | OUT          | OUT                 | OUT                   | OUT                | OUT                 | OUT                             | OUT            | OUT                | OUT      | OUT          | OUT       | IN                        | IN                  | IN                 | IN                  | IN            | IN                | IN                | IN  | OUT      | OUT | OUT | OUT | Contr. of factory alarm | Contr. c.lock, when ign.is on | Comfort closure |   |   |   |   |   |   |   |   |   |   |   |   |   |   |   |   |
| CAN1-H          | CAN1-L | CAN2-H | CAN2-L | CAN3-H | CAN3-L | Alternative blink. control | Alt. contr. centr. lock | Driver door sensor | Passengers door sensor | Trunk lid | Hood sense | Original alarm++ | Arming state | Lock factory remote | Unlock factory remote | Any button pressed | Handbrake / Parking | Speed 10kmph                    | Engine running | Engine speed (RPM) | Ignition | Key inserted | Footbrake | Drivers door opening sim. | Turn off the engine | Turn on the engine | Turn signal control | Trunk release | Opening all doors | Closing all doors | GND | PWR +12V | +   | +   | +   | +                       | +                             | +               | + | + | + | + | + | + | + | + | + | + | + | + | + | + | + | + |

Attention:

| AUDI Q8 E-TRON (GE) (Electric) |        |        |        |        |        |                            |                         | year: 2024 →       |                        |           |            |                  |              |                     |                       |                    |                     | with and without Keyless System |                | program No: 14666  |          |              |           |                           | from: 2023-05-22    |                    |                     |               |                   |                   |     |          |     |     |     |                         |                               |                 |   |   |   |   |   |   |   |   |   |   |   |   |   |   |   |   |
|--------------------------------|--------|--------|--------|--------|--------|----------------------------|-------------------------|--------------------|------------------------|-----------|------------|------------------|--------------|---------------------|-----------------------|--------------------|---------------------|---------------------------------|----------------|--------------------|----------|--------------|-----------|---------------------------|---------------------|--------------------|---------------------|---------------|-------------------|-------------------|-----|----------|-----|-----|-----|-------------------------|-------------------------------|-----------------|---|---|---|---|---|---|---|---|---|---|---|---|---|---|---|---|
| connector 8 pin                |        |        |        |        |        |                            |                         | connector 15 pin   |                        |           |            |                  |              |                     |                       |                    |                     | connector 10 pin                |                |                    |          |              |           |                           |                     |                    |                     |               |                   |                   |     |          |     |     |     |                         |                               |                 |   |   |   |   |   |   |   |   |   |   |   |   |   |   |   |   |
| CAN H                          | CAN L  | CAN H  | CAN L  | CAN H  | CAN L  | OUT +                      | OUT +                   | OUT                | OUT                    | OUT       | OUT        | OUT              | OUT          | OUT                 | OUT                   | OUT                | OUT                 | OUT                             | OUT            | OUT                | OUT      | OUT          | OUT       | IN                        | IN                  | IN                 | IN                  | IN            | IN                | IN                | IN  | OUT      | OUT | OUT | OUT | Contr. of factory alarm | Contr. c.lock, when ign.is on | Comfort closure |   |   |   |   |   |   |   |   |   |   |   |   |   |   |   |   |
| CAN1-H                         | CAN1-L | CAN2-H | CAN2-L | CAN3-H | CAN3-L | Alternative blink. control | Alt. contr. centr. lock | Driver door sensor | Passengers door sensor | Trunk lid | Hood sense | Original alarm++ | Arming state | Lock factory remote | Unlock factory remote | Any button pressed | Handbrake / Parking | Speed 10kmph                    | Engine running | Engine speed (RPM) | Ignition | Key inserted | Footbrake | Drivers door opening sim. | Turn off the engine | Turn on the engine | Turn signal control | Trunk release | Opening all doors | Closing all doors | GND | PWR +12V | +   | +   | +   | +                       | +                             | +               | + | + | + | + | + | + | + | + | + | + | + | + | + | + | + | + |

Attention:

| AUDI R8 (FX)    |        |        |        |        |        |                            |                         | year: 2020 →       |                        |           |            |                  |              |                     |                       |                    |                     | with and without Keyless System |                | program No: 13666  |          |              |           |                           | from: 2023-05-22    |                    |                     |               |                   |                   |     |          |     |     |     |                         |                               |                 |   |   |   |   |   |   |   |   |   |   |   |   |   |   |   |   |
|-----------------|--------|--------|--------|--------|--------|----------------------------|-------------------------|--------------------|------------------------|-----------|------------|------------------|--------------|---------------------|-----------------------|--------------------|---------------------|---------------------------------|----------------|--------------------|----------|--------------|-----------|---------------------------|---------------------|--------------------|---------------------|---------------|-------------------|-------------------|-----|----------|-----|-----|-----|-------------------------|-------------------------------|-----------------|---|---|---|---|---|---|---|---|---|---|---|---|---|---|---|---|
| connector 8 pin |        |        |        |        |        |                            |                         | connector 15 pin   |                        |           |            |                  |              |                     |                       |                    |                     | connector 10 pin                |                |                    |          |              |           |                           |                     |                    |                     |               |                   |                   |     |          |     |     |     |                         |                               |                 |   |   |   |   |   |   |   |   |   |   |   |   |   |   |   |   |
| CAN H           | CAN L  | CAN H  | CAN L  | CAN H  | CAN L  | OUT +                      | OUT +                   | OUT                | OUT                    | OUT       | OUT        | OUT              | OUT          | OUT                 | OUT                   | OUT                | OUT                 | OUT                             | OUT            | OUT                | OUT      | OUT          | OUT       | IN                        | IN                  | IN                 | IN                  | IN            | IN                | IN                | IN  | OUT      | OUT | OUT | OUT | Contr. of factory alarm | Contr. c.lock, when ign.is on | Comfort closure |   |   |   |   |   |   |   |   |   |   |   |   |   |   |   |   |
| CAN1-H          | CAN1-L | CAN2-H | CAN2-L | CAN3-H | CAN3-L | Alternative blink. control | Alt. contr. centr. lock | Driver door sensor | Passengers door sensor | Trunk lid | Hood sense | Original alarm++ | Arming state | Lock factory remote | Unlock factory remote | Any button pressed | Handbrake / Parking | Speed 10kmph                    | Engine running | Engine speed (RPM) | Ignition | Key inserted | Footbrake | Drivers door opening sim. | Turn off the engine | Turn on the engine | Turn signal control | Trunk release | Opening all doors | Closing all doors | GND | PWR +12V | +   | +   | +   | +                       | +                             | +               | + | + | + | + | + | + | + | + | + | + | + | + | + | + | + | + |

Attention:

| AUDI R8 (FX)    |        |        |        |        |        |                            |                         | year: 2016 →       |                        |           |            |                  |              |                     |                       |                    |                     | with and without Keyless System |                | program No: 12974  |          |              |           |                           | from: 2023-05-22    |                    |                     |               |                   |                   |     |          |     |     |     |                         |                               |                 |   |   |   |   |   |   |   |   |   |   |   |   |   |   |   |   |
|-----------------|--------|--------|--------|--------|--------|----------------------------|-------------------------|--------------------|------------------------|-----------|------------|------------------|--------------|---------------------|-----------------------|--------------------|---------------------|---------------------------------|----------------|--------------------|----------|--------------|-----------|---------------------------|---------------------|--------------------|---------------------|---------------|-------------------|-------------------|-----|----------|-----|-----|-----|-------------------------|-------------------------------|-----------------|---|---|---|---|---|---|---|---|---|---|---|---|---|---|---|---|
| connector 8 pin |        |        |        |        |        |                            |                         | connector 15 pin   |                        |           |            |                  |              |                     |                       |                    |                     | connector 10 pin                |                |                    |          |              |           |                           |                     |                    |                     |               |                   |                   |     |          |     |     |     |                         |                               |                 |   |   |   |   |   |   |   |   |   |   |   |   |   |   |   |   |
| CAN H           | CAN L  | CAN H  | CAN L  | CAN H  | CAN L  | OUT +                      | OUT +                   | OUT                | OUT                    | OUT       | OUT        | OUT              | OUT          | OUT                 | OUT                   | OUT                | OUT                 | OUT                             | OUT            | OUT                | OUT      | OUT          | OUT       | IN                        | IN                  | IN                 | IN                  | IN            | IN                | IN                | IN  | OUT      | OUT | OUT | OUT | Contr. of factory alarm | Contr. c.lock, when ign.is on | Comfort closure |   |   |   |   |   |   |   |   |   |   |   |   |   |   |   |   |
| CAN1-H          | CAN1-L | CAN2-H | CAN2-L | CAN3-H | CAN3-L | Alternative blink. control | Alt. contr. centr. lock | Driver door sensor | Passengers door sensor | Trunk lid | Hood sense | Original alarm++ | Arming state | Lock factory remote | Unlock factory remote | Any button pressed | Handbrake / Parking | Speed 10kmph                    | Engine running | Engine speed (RPM) | Ignition | Key inserted | Footbrake | Drivers door opening sim. | Turn off the engine | Turn on the engine | Turn signal control | Trunk release | Opening all doors | Closing all doors | GND | PWR +12V | +   | +   | +   | +                       | +                             | +               | + | + | + | + | + | + | + | + | + | + | + | + | + | + | + | + |

Attention:

| AUDI R8 (42)    |        |        |        |        |        |                            |                         | year: 2008 →       |                        |           |            |                  |              |                     |                       |                    |                     | with and without Keyless System |                | program No: 11111  |          |              |           |                           | from: 2017-09-01    |                    |                     |               |                   |                   |     |          |     |     |     |                         |                               |                 |   |   |   |   |   |   |   |   |   |   |   |   |   |   |   |   |
|-----------------|--------|--------|--------|--------|--------|----------------------------|-------------------------|--------------------|------------------------|-----------|------------|------------------|--------------|---------------------|-----------------------|--------------------|---------------------|---------------------------------|----------------|--------------------|----------|--------------|-----------|---------------------------|---------------------|--------------------|---------------------|---------------|-------------------|-------------------|-----|----------|-----|-----|-----|-------------------------|-------------------------------|-----------------|---|---|---|---|---|---|---|---|---|---|---|---|---|---|---|---|
| connector 8 pin |        |        |        |        |        |                            |                         | connector 15 pin   |                        |           |            |                  |              |                     |                       |                    |                     | connector 10 pin                |                |                    |          |              |           |                           |                     |                    |                     |               |                   |                   |     |          |     |     |     |                         |                               |                 |   |   |   |   |   |   |   |   |   |   |   |   |   |   |   |   |
| CAN H           | CAN L  | CAN H  | CAN L  | CAN H  | CAN L  | OUT +                      | OUT +                   | OUT                | OUT                    | OUT       | OUT        | OUT              | OUT          | OUT                 | OUT                   | OUT                | OUT                 | OUT                             | OUT            | OUT                | OUT      | OUT          | OUT       | IN                        | IN                  | IN                 | IN                  | IN            | IN                | IN                | IN  | OUT      | OUT | OUT | OUT | Contr. of factory alarm | Contr. c.lock, when ign.is on | Comfort closure |   |   |   |   |   |   |   |   |   |   |   |   |   |   |   |   |
| CAN1-H          | CAN1-L | CAN2-H | CAN2-L | CAN3-H | CAN3-L | Alternative blink. control | Alt. contr. centr. lock | Driver door sensor | Passengers door sensor | Trunk lid | Hood sense | Original alarm++ | Arming state | Lock factory remote | Unlock factory remote | Any button pressed | Handbrake / Parking | Speed 10kmph                    | Engine running | Engine speed (RPM) | Ignition | Key inserted | Footbrake | Drivers door opening sim. | Turn off the engine | Turn on the engine | Turn signal control | Trunk release | Opening all doors | Closing all doors | GND | PWR +12V | +   | +   | +   | +                       | +                             | +               | + | + | + | + | + | + | + | + | + | + | + | + | + | + | + | + |

Attention:

| AUDI RS3 (GY)   |        |        |        |        |        |                           |                         | year: 2022 →       | with and without Keyless System | program No: 14825 | from: 2023-07-19 |                  |              |                     |                       |                    |                     |              |                |                    |          |              |           |                           |                     |                    |                     |               |                   |                   |     |          |                         |                              |                 |   |   |   |   |   |   |   |   |   |   |   |   |   |   |   |
|-----------------|--------|--------|--------|--------|--------|---------------------------|-------------------------|--------------------|---------------------------------|-------------------|------------------|------------------|--------------|---------------------|-----------------------|--------------------|---------------------|--------------|----------------|--------------------|----------|--------------|-----------|---------------------------|---------------------|--------------------|---------------------|---------------|-------------------|-------------------|-----|----------|-------------------------|------------------------------|-----------------|---|---|---|---|---|---|---|---|---|---|---|---|---|---|---|
| connector 8 pin |        |        |        |        |        |                           |                         | connector 15 pin   |                                 |                   |                  |                  |              |                     | connector 10 pin      |                    |                     |              |                |                    |          |              |           |                           |                     |                    |                     |               |                   |                   |     |          |                         |                              |                 |   |   |   |   |   |   |   |   |   |   |   |   |   |   |   |
| CAN H           | CAN L  | CAN H  | CAN L  | CAN H  | CAN L  | OUT +                     | OUT -                   | OUT -              | OUT -                           | OUT -             | OUT -            | OUT -            | OUT -        | OUT -               | OUT -                 | OUT -              | OUT -               | OUT -        | OUT -          | OUT +              | IN       | IN           | IN        | IN                        | IN                  | IN                 | IN                  | IN            | IN                | IN                | IN  | IN       | IN                      |                              |                 |   |   |   |   |   |   |   |   |   |   |   |   |   |   |   |
| CAN1-H          | CAN1-L | CAN2-H | CAN2-L | CAN3-H | CAN3-L | Alternative blink control | Alt. contr. centr. lock | Driver door sensor | Passengers door sensor          | Trunk lid         | Hood sense       | Original alarm++ | Arming state | Lock factory remote | Unlock factory remote | Any button pressed | Handbrake / Parking | Speed 10kmph | Engine running | Engine speed (RPM) | Ignition | Key inserted | Footbrake | Drivers door opening sim. | Turn off the engine | Turn on the engine | Turn signal control | Trunk release | Opening all doors | Closing all doors | GND | PWR +12V | Contr. of factory alarm | Contr. c.lock when ign.is on | Comfort closure |   |   |   |   |   |   |   |   |   |   |   |   |   |   |   |
| 1               | 2      | 3      | 4      | 5      | 6      | 7                         | 8                       | 1                  | 2                               | 3                 | 4                | 5                | 6            | 7                   | 8                     | 9                  | 10                  | 11           | 12             | 13                 | 14       | 15           | 1         | 2                         | 3                   | 4                  | 5                   | 6             | 7                 | 8                 | 9   | 10       | +                       | +                            | +               | + | + | + | + | + | + | + | + | + | + | + | + | + | + | + |

Attention:

| AUDI RS3 (8V) (Start-button) |        |        |        |        |        |                           |                         | year: 2017 →       | with and without Keyless System | program No: 13425 | from: 2023-05-22 |                  |              |                     |                       |                    |                     |              |                |                    |          |              |           |                           |                     |                    |                     |               |                   |                   |     |          |                         |                              |                 |   |   |   |   |   |   |   |   |   |   |   |   |   |   |   |   |
|------------------------------|--------|--------|--------|--------|--------|---------------------------|-------------------------|--------------------|---------------------------------|-------------------|------------------|------------------|--------------|---------------------|-----------------------|--------------------|---------------------|--------------|----------------|--------------------|----------|--------------|-----------|---------------------------|---------------------|--------------------|---------------------|---------------|-------------------|-------------------|-----|----------|-------------------------|------------------------------|-----------------|---|---|---|---|---|---|---|---|---|---|---|---|---|---|---|---|
| connector 8 pin              |        |        |        |        |        |                           |                         | connector 15 pin   |                                 |                   |                  |                  |              |                     | connector 10 pin      |                    |                     |              |                |                    |          |              |           |                           |                     |                    |                     |               |                   |                   |     |          |                         |                              |                 |   |   |   |   |   |   |   |   |   |   |   |   |   |   |   |   |
| CAN H                        | CAN L  | CAN H  | CAN L  | CAN H  | CAN L  | OUT +                     | OUT -                   | OUT -              | OUT -                           | OUT -             | OUT -            | OUT -            | OUT -        | OUT -               | OUT -                 | OUT -              | OUT -               | OUT -        | OUT -          | OUT -              | OUT +    | IN           | IN        | IN                        | IN                  | IN                 | IN                  | IN            | IN                | IN                | IN  | IN       | IN                      |                              |                 |   |   |   |   |   |   |   |   |   |   |   |   |   |   |   |   |
| CAN1-H                       | CAN1-L | CAN2-H | CAN2-L | CAN3-H | CAN3-L | Alternative blink control | Alt. contr. centr. lock | Driver door sensor | Passengers door sensor          | Trunk lid         | Hood sense       | Original alarm++ | Arming state | Lock factory remote | Unlock factory remote | Any button pressed | Handbrake / Parking | Speed 10kmph | Engine running | Engine speed (RPM) | Ignition | Key inserted | Footbrake | Drivers door opening sim. | Turn off the engine | Turn on the engine | Turn signal control | Trunk release | Opening all doors | Closing all doors | GND | PWR +12V | Contr. of factory alarm | Contr. c.lock when ign.is on | Comfort closure |   |   |   |   |   |   |   |   |   |   |   |   |   |   |   |   |
| 1                            | 2      | 3      | 4      | 5      | 6      | 7                         | 8                       | 1                  | 2                               | 3                 | 4                | 5                | 6            | 7                   | 8                     | 9                  | 10                  | 11           | 12             | 13                 | 14       | 15           | 1         | 2                         | 3                   | 4                  | 5                   | 6             | 7                 | 8                 | 9   | 10       | +                       | +                            | +               | + | + | + | + | + | + | + | + | + | + | + | + | + | + | + | + |

Attention:

| AUDI TT (FV) (Start-button) |        |        |        |        |        |                           |                         | year: 2019 →       | with and without Keyless System | program No: 14657 | from: 2023-05-22 |                  |              |                     |                       |                    |                     |              |                |                    |          |              |           |                           |                     |                    |                     |               |                   |                   |     |          |                         |                              |                 |   |   |   |   |   |   |   |   |   |   |   |   |   |   |   |   |   |
|-----------------------------|--------|--------|--------|--------|--------|---------------------------|-------------------------|--------------------|---------------------------------|-------------------|------------------|------------------|--------------|---------------------|-----------------------|--------------------|---------------------|--------------|----------------|--------------------|----------|--------------|-----------|---------------------------|---------------------|--------------------|---------------------|---------------|-------------------|-------------------|-----|----------|-------------------------|------------------------------|-----------------|---|---|---|---|---|---|---|---|---|---|---|---|---|---|---|---|---|
| connector 8 pin             |        |        |        |        |        |                           |                         | connector 15 pin   |                                 |                   |                  |                  |              |                     | connector 10 pin      |                    |                     |              |                |                    |          |              |           |                           |                     |                    |                     |               |                   |                   |     |          |                         |                              |                 |   |   |   |   |   |   |   |   |   |   |   |   |   |   |   |   |   |
| CAN H                       | CAN L  | CAN H  | CAN L  | CAN H  | CAN L  | OUT +                     | OUT -                   | OUT -              | OUT -                           | OUT -             | OUT -            | OUT -            | OUT -        | OUT -               | OUT -                 | OUT -              | OUT -               | OUT -        | OUT -          | OUT -              | OUT +    | IN           | IN        | IN                        | IN                  | IN                 | IN                  | IN            | IN                | IN                | IN  | IN       |                         |                              |                 |   |   |   |   |   |   |   |   |   |   |   |   |   |   |   |   |   |
| CAN1-H                      | CAN1-L | CAN2-H | CAN2-L | CAN3-H | CAN3-L | Alternative blink control | Alt. contr. centr. lock | Driver door sensor | Passengers door sensor          | Trunk lid         | Hood sense       | Original alarm++ | Arming state | Lock factory remote | Unlock factory remote | Any button pressed | Handbrake / Parking | Speed 10kmph | Engine running | Engine speed (RPM) | Ignition | Key inserted | Footbrake | Drivers door opening sim. | Turn off the engine | Turn on the engine | Turn signal control | Trunk release | Opening all doors | Closing all doors | GND | PWR +12V | Contr. of factory alarm | Contr. c.lock when ign.is on | Comfort closure |   |   |   |   |   |   |   |   |   |   |   |   |   |   |   |   |   |
| 1                           | 2      | 3      | 4      | 5      | 6      | 7                         | 8                       | 1                  | 2                               | 3                 | 4                | 5                | 6            | 7                   | 8                     | 9                  | 10                  | 11           | 12             | 13                 | 14       | 15           | 1         | 2                         | 3                   | 4                  | 5                   | 6             | 7                 | 8                 | 9   | 10       | +                       | +                            | +               | + | + | + | + | + | + | + | + | + | + | + | + | + | + | + | + | + |

Attention:

| AUDI TT (FV)    |        |        |        |        |        |                           |                         | year: 2015 →       | with and without Keyless System | program No: 11448 | from: 2023-05-22 |                  |              |                     |                       |                    |                     |              |                |                    |          |              |           |                           |                     |                    |                     |               |                   |                   |     |          |                         |                              |                 |   |   |   |   |   |   |   |   |   |   |   |   |   |   |   |   |   |
|-----------------|--------|--------|--------|--------|--------|---------------------------|-------------------------|--------------------|---------------------------------|-------------------|------------------|------------------|--------------|---------------------|-----------------------|--------------------|---------------------|--------------|----------------|--------------------|----------|--------------|-----------|---------------------------|---------------------|--------------------|---------------------|---------------|-------------------|-------------------|-----|----------|-------------------------|------------------------------|-----------------|---|---|---|---|---|---|---|---|---|---|---|---|---|---|---|---|---|
| connector 8 pin |        |        |        |        |        |                           |                         | connector 15 pin   |                                 |                   |                  |                  |              |                     | connector 10 pin      |                    |                     |              |                |                    |          |              |           |                           |                     |                    |                     |               |                   |                   |     |          |                         |                              |                 |   |   |   |   |   |   |   |   |   |   |   |   |   |   |   |   |   |
| CAN H           | CAN L  | CAN H  | CAN L  | CAN H  | CAN L  | OUT +                     | OUT -                   | OUT -              | OUT -                           | OUT -             | OUT -            | OUT -            | OUT -        | OUT -               | OUT -                 | OUT -              | OUT -               | OUT -        | OUT -          | OUT -              | OUT +    | IN           | IN        | IN                        | IN                  | IN                 | IN                  | IN            | IN                | IN                | IN  | IN       |                         |                              |                 |   |   |   |   |   |   |   |   |   |   |   |   |   |   |   |   |   |
| CAN1-H          | CAN1-L | CAN2-H | CAN2-L | CAN3-H | CAN3-L | Alternative blink control | Alt. contr. centr. lock | Driver door sensor | Passengers door sensor          | Trunk lid         | Hood sense       | Original alarm++ | Arming state | Lock factory remote | Unlock factory remote | Any button pressed | Handbrake / Parking | Speed 10kmph | Engine running | Engine speed (RPM) | Ignition | Key inserted | Footbrake | Drivers door opening sim. | Turn off the engine | Turn on the engine | Turn signal control | Trunk release | Opening all doors | Closing all doors | GND | PWR +12V | Contr. of factory alarm | Contr. c.lock when ign.is on | Comfort closure |   |   |   |   |   |   |   |   |   |   |   |   |   |   |   |   |   |
| 1               | 2      | 3      | 4      | 5      | 6      | 7                         | 8                       | 1                  | 2                               | 3                 | 4                | 5                | 6            | 7                   | 8                     | 9                  | 10                  | 11           | 12             | 13                 | 14       | 15           | 1         | 2                         | 3                   | 4                  | 5                   | 6             | 7                 | 8                 | 9   | 10       | +                       | +                            | +               | + | + | + | + | + | + | + | + | + | + | + | + | + | + | + | + | + |

Attention:

| AUDI TT (8J)    |        |        |        |        |        |                           |                         | year: 2010 →       | with and without Keyless System | program No: 11173 | from: 2017-09-01 |                  |              |                     |                       |                    |                     |              |                |                    |          |              |           |                           |                     |                    |                     |               |                   |                   |     |          |                         |                              |                 |   |   |   |   |   |   |   |   |   |   |   |   |   |   |   |   |   |
|-----------------|--------|--------|--------|--------|--------|---------------------------|-------------------------|--------------------|---------------------------------|-------------------|------------------|------------------|--------------|---------------------|-----------------------|--------------------|---------------------|--------------|----------------|--------------------|----------|--------------|-----------|---------------------------|---------------------|--------------------|---------------------|---------------|-------------------|-------------------|-----|----------|-------------------------|------------------------------|-----------------|---|---|---|---|---|---|---|---|---|---|---|---|---|---|---|---|---|
| connector 8 pin |        |        |        |        |        |                           |                         | connector 15 pin   |                                 |                   |                  |                  |              |                     | connector 10 pin      |                    |                     |              |                |                    |          |              |           |                           |                     |                    |                     |               |                   |                   |     |          |                         |                              |                 |   |   |   |   |   |   |   |   |   |   |   |   |   |   |   |   |   |
| CAN H           | CAN L  | CAN H  | CAN L  | CAN H  | CAN L  | OUT +                     | OUT -                   | OUT -              | OUT -                           | OUT -             | OUT -            | OUT -            | OUT -        | OUT -               | OUT -                 | OUT -              | OUT -               | OUT -        | OUT -          | OUT -              | OUT +    | IN           | IN        | IN                        | IN                  | IN                 | IN                  | IN            | IN                | IN                | IN  | IN       |                         |                              |                 |   |   |   |   |   |   |   |   |   |   |   |   |   |   |   |   |   |
| CAN1-H          | CAN1-L | CAN2-H | CAN2-L | CAN3-H | CAN3-L | Alternative blink control | Alt. contr. centr. lock | Driver door sensor | Passengers door sensor          | Trunk lid         | Hood sense       | Original alarm++ | Arming state | Lock factory remote | Unlock factory remote | Any button pressed | Handbrake / Parking | Speed 10kmph | Engine running | Engine speed (RPM) | Ignition | Key inserted | Footbrake | Drivers door opening sim. | Turn off the engine | Turn on the engine | Turn signal control | Trunk release | Opening all doors | Closing all doors | GND | PWR +12V | Contr. of factory alarm | Contr. c.lock when ign.is on | Comfort closure |   |   |   |   |   |   |   |   |   |   |   |   |   |   |   |   |   |
| 1               | 2      | 3      | 4      | 5      | 6      | 7                         | 8                       | 1                  | 2                               | 3                 | 4                | 5                | 6            | 7                   | 8                     | 9                  | 10                  | 11           | 12             | 13                 | 14       | 15           | 1         | 2                         | 3                   | 4                  | 5                   | 6             | 7                 | 8                 | 9   | 10       | +                       | +                            | +               | + | + | + | + | + | + | + | + | + | + | + | + | + | + | + | + | + |

Attention:



| AUDI TT / TTS (8J) |        |        |        |        |        |                           |                         | year: 2006 →       | with and without Keyless System | program №: 1111 | from: 2017-09-01 |                  |              |                     |                       |                    |                     |              |                |                    |          |              |           |                           |                     |                    |                     |               |                   |                   |     |          |                         |                              |                 |   |
|--------------------|--------|--------|--------|--------|--------|---------------------------|-------------------------|--------------------|---------------------------------|-----------------|------------------|------------------|--------------|---------------------|-----------------------|--------------------|---------------------|--------------|----------------|--------------------|----------|--------------|-----------|---------------------------|---------------------|--------------------|---------------------|---------------|-------------------|-------------------|-----|----------|-------------------------|------------------------------|-----------------|---|
| connector 8 pin    |        |        |        |        |        |                           |                         | connector 15 pin   |                                 |                 |                  |                  |              |                     | connector 10 pin      |                    |                     |              |                |                    |          |              |           |                           |                     |                    |                     |               |                   |                   |     |          |                         |                              |                 |   |
| CAN H              | CAN L  | CAN H  | CAN L  | CAN H  | CAN L  | OUT +                     | OUT -                   | OUT -              | OUT -                           | OUT -           | OUT -            | OUT -            | OUT -        | OUT -               | OUT -                 | OUT -              | OUT -               | OUT +        | IN             | IN                 | IN       | IN           |           |                           |                     |                    |                     |               |                   |                   |     |          |                         |                              |                 |   |
| CAN1-H             | CAN1-L | CAN2-H | CAN2-L | CAN3-H | CAN3-L | Alternative blink control | Alt. contr. centr. lock | Driver door sensor | Passengers door sensor          | Trunk lid       | Hood sense       | Original alarm++ | Arming state | Lock factory remote | Unlock factory remote | Any button pressed | Handbrake / Parking | Speed 10kmph | Engine running | Engine speed (RPM) | Ignition | Key inserted | Footbrake | Drivers door opening sim. | Turn off the engine | Turn on the engine | Turn signal control | Trunk release | Opening all doors | Closing all doors | GND | PWR +12V | Contr. of factory alarm | Contr.c.lock. when ign.is on | Comfort closure |   |
| 1                  | 2      | 3      | 4      | 5      | 6      | 7                         | 8                       | 1                  | 2                               | 3               | 4                | 5                | 6            | 7                   | 8                     | 9                  | 10                  | 11           | 12             | 13                 | 14       | 15           | 1         | 2                         | 3                   | 4                  | 5                   | 6             | 7                 | 8                 | 9   | 10       |                         |                              |                 |   |
| +                  | +      | +      | +      | +      | +      | +                         | +                       | +                  | +                               | +               | +                | +                | +            | +                   | +                     | +                  | +                   | +            | +              | +                  | +        | +            | +         | +                         | +                   | +                  | +                   | +             | +                 | +                 | +   | +        | +                       | +                            | +               | + |
| Attention:         |        |        |        |        |        |                           |                         |                    |                                 |                 |                  |                  |              |                     |                       |                    |                     |              |                |                    |          |              |           |                           |                     |                    |                     |               |                   |                   |     |          |                         |                              |                 |   |

| BENTLEY AZURE (7L) |        |        |        |        |        |                           |                         | year: 2006 →       | with and without Keyless System | program №: 13295 | from: 2020-09-02 |                  |              |                     |                       |                    |                     |              |                |                    |          |              |           |                           |                     |                    |                     |               |                   |                   |     |          |                         |                              |                 |   |
|--------------------|--------|--------|--------|--------|--------|---------------------------|-------------------------|--------------------|---------------------------------|------------------|------------------|------------------|--------------|---------------------|-----------------------|--------------------|---------------------|--------------|----------------|--------------------|----------|--------------|-----------|---------------------------|---------------------|--------------------|---------------------|---------------|-------------------|-------------------|-----|----------|-------------------------|------------------------------|-----------------|---|
| connector 8 pin    |        |        |        |        |        |                           |                         | connector 15 pin   |                                 |                  |                  |                  |              |                     | connector 10 pin      |                    |                     |              |                |                    |          |              |           |                           |                     |                    |                     |               |                   |                   |     |          |                         |                              |                 |   |
| CAN H              | CAN L  | CAN H  | CAN L  | CAN H  | CAN L  | OUT +                     | OUT -                   | OUT -              | OUT -                           | OUT -            | OUT -            | OUT -            | OUT -        | OUT -               | OUT -                 | OUT -              | OUT -               | OUT +        | IN             | IN                 | IN       | IN           |           |                           |                     |                    |                     |               |                   |                   |     |          |                         |                              |                 |   |
| CAN1-H             | CAN1-L | CAN2-H | CAN2-L | CAN3-H | CAN3-L | Alternative blink control | Alt. contr. centr. lock | Driver door sensor | Passengers door sensor          | Trunk lid        | Hood sense       | Original alarm++ | Arming state | Lock factory remote | Unlock factory remote | Any button pressed | Handbrake / Parking | Speed 10kmph | Engine running | Engine speed (RPM) | Ignition | Key inserted | Footbrake | Drivers door opening sim. | Turn off the engine | Turn on the engine | Turn signal control | Trunk release | Opening all doors | Closing all doors | GND | PWR +12V | Contr. of factory alarm | Contr.c.lock. when ign.is on | Comfort closure |   |
| 1                  | 2      | 3      | 4      | 5      | 6      | 7                         | 8                       | 1                  | 2                               | 3                | 4                | 5                | 6            | 7                   | 8                     | 9                  | 10                  | 11           | 12             | 13                 | 14       | 15           | 1         | 2                         | 3                   | 4                  | 5                   | 6             | 7                 | 8                 | 9   | 10       |                         |                              |                 |   |
| +                  | +      | +      | +      | +      | +      | +                         | +                       | +                  | +                               | +                | +                | +                | +            | +                   | +                     | +                  | +                   | +            | +              | +                  | +        | +            | +         | +                         | +                   | +                  | +                   | +             | +                 | +                 | +   | +        | +                       | +                            | +               | + |
| Attention:         |        |        |        |        |        |                           |                         |                    |                                 |                  |                  |                  |              |                     |                       |                    |                     |              |                |                    |          |              |           |                           |                     |                    |                     |               |                   |                   |     |          |                         |                              |                 |   |

| BENTLEY CONTINENTAL GT |        |        |        |        |        |                           |                         | year: 2015 →       | with and without Keyless System | program №: 13289 | from: 2020-08-27 |                  |              |                     |                       |                    |                     |              |                |                    |          |              |           |                           |                     |                    |                     |               |                   |                   |     |          |                         |                              |                 |   |
|------------------------|--------|--------|--------|--------|--------|---------------------------|-------------------------|--------------------|---------------------------------|------------------|------------------|------------------|--------------|---------------------|-----------------------|--------------------|---------------------|--------------|----------------|--------------------|----------|--------------|-----------|---------------------------|---------------------|--------------------|---------------------|---------------|-------------------|-------------------|-----|----------|-------------------------|------------------------------|-----------------|---|
| connector 8 pin        |        |        |        |        |        |                           |                         | connector 15 pin   |                                 |                  |                  |                  |              |                     | connector 10 pin      |                    |                     |              |                |                    |          |              |           |                           |                     |                    |                     |               |                   |                   |     |          |                         |                              |                 |   |
| CAN H                  | CAN L  | CAN H  | CAN L  | CAN H  | CAN L  | OUT +                     | OUT -                   | OUT -              | OUT -                           | OUT -            | OUT -            | OUT -            | OUT -        | OUT -               | OUT -                 | OUT -              | OUT -               | OUT +        | IN             | IN                 | IN       | IN           |           |                           |                     |                    |                     |               |                   |                   |     |          |                         |                              |                 |   |
| CAN1-H                 | CAN1-L | CAN2-H | CAN2-L | CAN3-H | CAN3-L | Alternative blink control | Alt. contr. centr. lock | Driver door sensor | Passengers door sensor          | Trunk lid        | Hood sense       | Original alarm++ | Arming state | Lock factory remote | Unlock factory remote | Any button pressed | Handbrake / Parking | Speed 10kmph | Engine running | Engine speed (RPM) | Ignition | Key inserted | Footbrake | Drivers door opening sim. | Turn off the engine | Turn on the engine | Turn signal control | Trunk release | Opening all doors | Closing all doors | GND | PWR +12V | Contr. of factory alarm | Contr.c.lock. when ign.is on | Comfort closure |   |
| 1                      | 2      | 3      | 4      | 5      | 6      | 7                         | 8                       | 1                  | 2                               | 3                | 4                | 5                | 6            | 7                   | 8                     | 9                  | 10                  | 11           | 12             | 13                 | 14       | 15           | 1         | 2                         | 3                   | 4                  | 5                   | 6             | 7                 | 8                 | 9   | 10       |                         |                              |                 |   |
| +                      | +      | +      | +      | +      | +      | +                         | +                       | +                  | +                               | +                | +                | +                | +            | +                   | +                     | +                  | +                   | +            | +              | +                  | +        | +            | +         | +                         | +                   | +                  | +                   | +             | +                 | +                 | +   | +        | +                       | +                            | +               | + |
| Attention:             |        |        |        |        |        |                           |                         |                    |                                 |                  |                  |                  |              |                     |                       |                    |                     |              |                |                    |          |              |           |                           |                     |                    |                     |               |                   |                   |     |          |                         |                              |                 |   |

| BENTLEY CONTINENTAL GT (3W) |        |        |        |        |        |                           |                         | year: 2005 →       | with and without Keyless System | program №: 11211 | from: 2017-09-01 |                  |              |                     |                       |                    |                     |              |                |                    |          |              |           |                           |                     |                    |                     |               |                   |                   |     |          |                         |                              |                 |   |
|-----------------------------|--------|--------|--------|--------|--------|---------------------------|-------------------------|--------------------|---------------------------------|------------------|------------------|------------------|--------------|---------------------|-----------------------|--------------------|---------------------|--------------|----------------|--------------------|----------|--------------|-----------|---------------------------|---------------------|--------------------|---------------------|---------------|-------------------|-------------------|-----|----------|-------------------------|------------------------------|-----------------|---|
| connector 8 pin             |        |        |        |        |        |                           |                         | connector 15 pin   |                                 |                  |                  |                  |              |                     | connector 10 pin      |                    |                     |              |                |                    |          |              |           |                           |                     |                    |                     |               |                   |                   |     |          |                         |                              |                 |   |
| CAN H                       | CAN L  | CAN H  | CAN L  | CAN H  | CAN L  | OUT +                     | OUT -                   | OUT -              | OUT -                           | OUT -            | OUT -            | OUT -            | OUT -        | OUT -               | OUT -                 | OUT -              | OUT -               | OUT +        | IN             | IN                 | IN       | IN           |           |                           |                     |                    |                     |               |                   |                   |     |          |                         |                              |                 |   |
| CAN1-H                      | CAN1-L | CAN2-H | CAN2-L | CAN3-H | CAN3-L | Alternative blink control | Alt. contr. centr. lock | Driver door sensor | Passengers door sensor          | Trunk lid        | Hood sense       | Original alarm++ | Arming state | Lock factory remote | Unlock factory remote | Any button pressed | Handbrake / Parking | Speed 10kmph | Engine running | Engine speed (RPM) | Ignition | Key inserted | Footbrake | Drivers door opening sim. | Turn off the engine | Turn on the engine | Turn signal control | Trunk release | Opening all doors | Closing all doors | GND | PWR +12V | Contr. of factory alarm | Contr.c.lock. when ign.is on | Comfort closure |   |
| 1                           | 2      | 3      | 4      | 5      | 6      | 7                         | 8                       | 1                  | 2                               | 3                | 4                | 5                | 6            | 7                   | 8                     | 9                  | 10                  | 11           | 12             | 13                 | 14       | 15           | 1         | 2                         | 3                   | 4                  | 5                   | 6             | 7                 | 8                 | 9   | 10       |                         |                              |                 |   |
| +                           | +      | +      | +      | +      | +      | +                         | +                       | +                  | +                               | +                | +                | +                | +            | +                   | +                     | +                  | +                   | +            | +              | +                  | +        | +            | +         | +                         | +                   | +                  | +                   | +             | +                 | +                 | +   | +        | +                       | +                            | +               | + |
| Attention:                  |        |        |        |        |        |                           |                         |                    |                                 |                  |                  |                  |              |                     |                       |                    |                     |              |                |                    |          |              |           |                           |                     |                    |                     |               |                   |                   |     |          |                         |                              |                 |   |

| BMW 1 (F40)     |        |        |        |        |        |                           |                         | year: 2019 →       | with and without Keyless System | program №: 14482 | from: 2023-09-11 |                  |              |                     |                       |                    |                     |              |                |                    |          |              |           |                           |                     |                    |                     |               |                   |                   |     |          |                         |                              |                 |   |
|-----------------|--------|--------|--------|--------|--------|---------------------------|-------------------------|--------------------|---------------------------------|------------------|------------------|------------------|--------------|---------------------|-----------------------|--------------------|---------------------|--------------|----------------|--------------------|----------|--------------|-----------|---------------------------|---------------------|--------------------|---------------------|---------------|-------------------|-------------------|-----|----------|-------------------------|------------------------------|-----------------|---|
| connector 8 pin |        |        |        |        |        |                           |                         | connector 15 pin   |                                 |                  |                  |                  |              |                     | connector 10 pin      |                    |                     |              |                |                    |          |              |           |                           |                     |                    |                     |               |                   |                   |     |          |                         |                              |                 |   |
| CAN H           | CAN L  | CAN H  | CAN L  | CAN H  | CAN L  | OUT +                     | OUT -                   | OUT -              | OUT -                           | OUT -            | OUT -            | OUT -            | OUT -        | OUT -               | OUT -                 | OUT -              | OUT -               | OUT +        | IN             | IN                 | IN       | IN           |           |                           |                     |                    |                     |               |                   |                   |     |          |                         |                              |                 |   |
| CAN1-H          | CAN1-L | CAN2-H | CAN2-L | CAN3-H | CAN3-L | Alternative blink control | Alt. contr. centr. lock | Driver door sensor | Passengers door sensor          | Trunk lid        | Hood sense       | Original alarm++ | Arming state | Lock factory remote | Unlock factory remote | Any button pressed | Handbrake / Parking | Speed 10kmph | Engine running | Engine speed (RPM) | Ignition | Key inserted | Footbrake | Drivers door opening sim. | Turn off the engine | Turn on the engine | Turn signal control | Trunk release | Opening all doors | Closing all doors | GND | PWR +12V | Contr. of factory alarm | Contr.c.lock. when ign.is on | Comfort closure |   |
| 1               | 2      | 3      | 4      | 5      | 6      | 7                         | 8                       | 1                  | 2                               | 3                | 4                | 5                | 6            | 7                   | 8                     | 9                  | 10                  | 11           | 12             | 13                 | 14       | 15           | 1         | 2                         | 3                   | 4                  | 5                   | 6             | 7                 | 8                 | 9   | 10       |                         |                              |                 |   |
| +               | +      | +      | +      | +      | +      | +                         | +                       | +                  | +                               | +                | +                | +                | +            | +                   | +                     | +                  | +                   | +            | +              | +                  | +        | +            | +         | +                         | +                   | +                  | +                   | +             | +                 | +                 | +   | +        | +                       | +                            | +               | + |
| Attention:      |        |        |        |        |        |                           |                         |                    |                                 |                  |                  |                  |              |                     |                       |                    |                     |              |                |                    |          |              |           |                           |                     |                    |                     |               |                   |                   |     |          |                         |                              |                 |   |



| BMW 2 (G42)     |        |        |        |        |        |       |                           |                         |                    | year: 2023 →           |           |            |                  |              |                     |                       |                    |                     |              | with and without Keyless System |                    |          |              |           |                           |                     |                    |                     |               | program No: 14731 |                   |       |          |                         |                              |                 |       |       |       | from: 2023-09-11 |       |       |       |       |       |       |       |       |       |       |       |       |       |       |       |
|-----------------|--------|--------|--------|--------|--------|-------|---------------------------|-------------------------|--------------------|------------------------|-----------|------------|------------------|--------------|---------------------|-----------------------|--------------------|---------------------|--------------|---------------------------------|--------------------|----------|--------------|-----------|---------------------------|---------------------|--------------------|---------------------|---------------|-------------------|-------------------|-------|----------|-------------------------|------------------------------|-----------------|-------|-------|-------|------------------|-------|-------|-------|-------|-------|-------|-------|-------|-------|-------|-------|-------|-------|-------|-------|
| connector 8 pin |        |        |        |        |        |       |                           | connector 15 pin        |                    |                        |           |            |                  |              |                     | connector 10 pin      |                    |                     |              |                                 |                    |          |              |           |                           |                     |                    |                     |               |                   |                   |       |          |                         |                              |                 |       |       |       |                  |       |       |       |       |       |       |       |       |       |       |       |       |       |       |       |
| CAN H           | CAN L  | CAN H  | CAN L  | CAN H  | CAN L  | OUT + | OUT -                     | OUT -                   | OUT -              | OUT -                  | OUT -     | OUT -      | OUT -            | OUT -        | OUT -               | OUT -                 | OUT -              | OUT -               | OUT -        | OUT +                           | IN                 | IN       | IN           | IN        | IN                        | IN                  | IN                 | IN                  | IN            | IN                | IN                | OUT + | OUT +    | OUT +                   | OUT +                        | OUT +           | OUT + | OUT + | OUT + | OUT +            | OUT + | OUT + | OUT + | OUT + | OUT + | OUT + | OUT + | OUT + | OUT + | OUT + | OUT + | OUT + | OUT + | OUT + | OUT + |
| CAN1-H          | CAN1-L | CAN2-H | CAN2-L | CAN3-H | CAN3-L | -     | Alternative blink control | Alt. contr. centr. lock | Driver door sensor | Passengers door sensor | Trunk lid | Hood sense | Original alarm++ | Arming state | Lock factory remote | Unlock factory remote | Any button pressed | Handbrake / Parking | Speed 10kmph | Engine running                  | Engine speed (RPM) | Ignition | Key inserted | Footbrake | Drivers door opening sim. | Turn off the engine | Turn on the engine | Turn signal control | Trunk release | Opening all doors | Closing all doors | GND   | PWR +12V | Contr. of factory alarm | Contr.c.lock. when ign.is on | Comfort closure |       |       |       |                  |       |       |       |       |       |       |       |       |       |       |       |       |       |       |       |
| 1               | 2      | 3      | 4      | 5      | 6      | 7     | 8                         | 9                       | 10                 | 11                     | 12        | 13         | 14               | 15           | 16                  | 17                    | 18                 | 19                  | 20           | 21                              | 22                 | 23       | 24           | 25        | 26                        | 27                  | 28                 | 29                  | 30            | 31                | 32                | 33    | 34       | 35                      | 36                           | 37              | 38    | 39    | 40    |                  |       |       |       |       |       |       |       |       |       |       |       |       |       |       |       |
| +               | +      | +      | +      | +      | +      | +     | +                         | +                       | +                  | +                      | +         | +          | +                | +            | +                   | +                     | +                  | +                   | +            | +                               | +                  | +        | +            | +         | +                         | +                   | +                  | +                   | +             | +                 | +                 | +     | +        | +                       | +                            | +               | +     | +     | +     | +                |       |       |       |       |       |       |       |       |       |       |       |       |       |       |       |

Attention:

Switches

| BMW 2 (U06)     |        |        |        |        |        |       |                           |                         |                    | year: 2022 →           |           |            |                  |              |                     |                       |                    |                     |              | with and without Keyless System |                    |          |              |           |                           |                     |                    |                     |               | program No: 14424 |                   |       |          |                         |                              |                 |       |       |       | from: 2023-05-24 |       |       |       |       |       |       |       |       |       |       |       |       |       |       |       |
|-----------------|--------|--------|--------|--------|--------|-------|---------------------------|-------------------------|--------------------|------------------------|-----------|------------|------------------|--------------|---------------------|-----------------------|--------------------|---------------------|--------------|---------------------------------|--------------------|----------|--------------|-----------|---------------------------|---------------------|--------------------|---------------------|---------------|-------------------|-------------------|-------|----------|-------------------------|------------------------------|-----------------|-------|-------|-------|------------------|-------|-------|-------|-------|-------|-------|-------|-------|-------|-------|-------|-------|-------|-------|-------|
| connector 8 pin |        |        |        |        |        |       |                           | connector 15 pin        |                    |                        |           |            |                  |              |                     | connector 10 pin      |                    |                     |              |                                 |                    |          |              |           |                           |                     |                    |                     |               |                   |                   |       |          |                         |                              |                 |       |       |       |                  |       |       |       |       |       |       |       |       |       |       |       |       |       |       |       |
| CAN H           | CAN L  | CAN H  | CAN L  | CAN H  | CAN L  | OUT + | OUT -                     | OUT -                   | OUT -              | OUT -                  | OUT -     | OUT -      | OUT -            | OUT -        | OUT -               | OUT -                 | OUT -              | OUT -               | OUT -        | OUT +                           | IN                 | IN       | IN           | IN        | IN                        | IN                  | IN                 | IN                  | IN            | IN                | IN                | OUT + | OUT +    | OUT +                   | OUT +                        | OUT +           | OUT + | OUT + | OUT + | OUT +            | OUT + | OUT + | OUT + | OUT + | OUT + | OUT + | OUT + | OUT + | OUT + | OUT + | OUT + | OUT + | OUT + | OUT + | OUT + |
| CAN1-H          | CAN1-L | CAN2-H | CAN2-L | CAN3-H | CAN3-L | -     | Alternative blink control | Alt. contr. centr. lock | Driver door sensor | Passengers door sensor | Trunk lid | Hood sense | Original alarm++ | Arming state | Lock factory remote | Unlock factory remote | Any button pressed | Handbrake / Parking | Speed 10kmph | Engine running                  | Engine speed (RPM) | Ignition | Key inserted | Footbrake | Drivers door opening sim. | Turn off the engine | Turn on the engine | Turn signal control | Trunk release | Opening all doors | Closing all doors | GND   | PWR +12V | Contr. of factory alarm | Contr.c.lock. when ign.is on | Comfort closure |       |       |       |                  |       |       |       |       |       |       |       |       |       |       |       |       |       |       |       |
| 1               | 2      | 3      | 4      | 5      | 6      | 7     | 8                         | 9                       | 10                 | 11                     | 12        | 13         | 14               | 15           | 16                  | 17                    | 18                 | 19                  | 20           | 21                              | 22                 | 23       | 24           | 25        | 26                        | 27                  | 28                 | 29                  | 30            | 31                | 32                | 33    | 34       | 35                      | 36                           | 37              | 38    | 39    | 40    |                  |       |       |       |       |       |       |       |       |       |       |       |       |       |       |       |
| +               | +      | +      | +      | +      | +      | +     | +                         | +                       | +                  | +                      | +         | +          | +                | +            | +                   | +                     | +                  | +                   | +            | +                               | +                  | +        | +            | +         | +                         | +                   | +                  | +                   | +             | +                 | +                 | +     | +        | +                       | +                            | +               | +     | +     | +     | +                | +     |       |       |       |       |       |       |       |       |       |       |       |       |       |       |

Attention:

Switches

| BMW 2 (U06) (Hybrid) (Plug-in) |        |        |        |        |        |       |                           |                         |                    | year: 2022 →           |           |            |                  |              |                     |                       |                    |                     |              | with and without Keyless System |                    |          |              |           |                           |                     |                    |                     |               | program No: 14481 |                   |       |          |                         |                              |                 |       |       |       | from: 2023-01-30 |       |       |       |       |       |       |       |       |       |       |       |       |       |       |       |
|--------------------------------|--------|--------|--------|--------|--------|-------|---------------------------|-------------------------|--------------------|------------------------|-----------|------------|------------------|--------------|---------------------|-----------------------|--------------------|---------------------|--------------|---------------------------------|--------------------|----------|--------------|-----------|---------------------------|---------------------|--------------------|---------------------|---------------|-------------------|-------------------|-------|----------|-------------------------|------------------------------|-----------------|-------|-------|-------|------------------|-------|-------|-------|-------|-------|-------|-------|-------|-------|-------|-------|-------|-------|-------|-------|
| connector 8 pin                |        |        |        |        |        |       |                           | connector 15 pin        |                    |                        |           |            |                  |              |                     | connector 10 pin      |                    |                     |              |                                 |                    |          |              |           |                           |                     |                    |                     |               |                   |                   |       |          |                         |                              |                 |       |       |       |                  |       |       |       |       |       |       |       |       |       |       |       |       |       |       |       |
| CAN H                          | CAN L  | CAN H  | CAN L  | CAN H  | CAN L  | OUT + | OUT -                     | OUT -                   | OUT -              | OUT -                  | OUT -     | OUT -      | OUT -            | OUT -        | OUT -               | OUT -                 | OUT -              | OUT -               | OUT -        | OUT +                           | IN                 | IN       | IN           | IN        | IN                        | IN                  | IN                 | IN                  | IN            | IN                | IN                | OUT + | OUT +    | OUT +                   | OUT +                        | OUT +           | OUT + | OUT + | OUT + | OUT +            | OUT + | OUT + | OUT + | OUT + | OUT + | OUT + | OUT + | OUT + | OUT + | OUT + | OUT + | OUT + | OUT + | OUT + | OUT + |
| CAN1-H                         | CAN1-L | CAN2-H | CAN2-L | CAN3-H | CAN3-L | -     | Alternative blink control | Alt. contr. centr. lock | Driver door sensor | Passengers door sensor | Trunk lid | Hood sense | Original alarm++ | Arming state | Lock factory remote | Unlock factory remote | Any button pressed | Handbrake / Parking | Speed 10kmph | Engine running                  | Engine speed (RPM) | Ignition | Key inserted | Footbrake | Drivers door opening sim. | Turn off the engine | Turn on the engine | Turn signal control | Trunk release | Opening all doors | Closing all doors | GND   | PWR +12V | Contr. of factory alarm | Contr.c.lock. when ign.is on | Comfort closure |       |       |       |                  |       |       |       |       |       |       |       |       |       |       |       |       |       |       |       |
| 1                              | 2      | 3      | 4      | 5      | 6      | 7     | 8                         | 9                       | 10                 | 11                     | 12        | 13         | 14               | 15           | 16                  | 17                    | 18                 | 19                  | 20           | 21                              | 22                 | 23       | 24           | 25        | 26                        | 27                  | 28                 | 29                  | 30            | 31                | 32                | 33    | 34       | 35                      | 36                           | 37              | 38    | 39    | 40    |                  |       |       |       |       |       |       |       |       |       |       |       |       |       |       |       |
| +                              | +      | +      | +      | +      | +      | +     | +                         | +                       | +                  | +                      | +         | +          | +                | +            | +                   | +                     | +                  | +                   | +            | +                               | +                  | +        | +            | +         | +                         | +                   | +                  | +                   | +             | +                 | +                 | +     | +        | +                       | +                            | +               | +     | +     | +     | +                | +     |       |       |       |       |       |       |       |       |       |       |       |       |       |       |

Attention:

Switches

| BMW 2 (F44)     |        |        |        |        |        |       |                           |                         |                    | year: 2020 →           |           |            |                  |              |                     |                       |                    |                     |              | with and without Keyless System |                    |          |              |           |                           |                     |                    |                     |               | program No: 14483 |                   |       |          |                         |                              |                 |       |       |       | from: 2023-09-11 |       |       |       |       |       |       |       |       |       |       |       |       |       |       |       |
|-----------------|--------|--------|--------|--------|--------|-------|---------------------------|-------------------------|--------------------|------------------------|-----------|------------|------------------|--------------|---------------------|-----------------------|--------------------|---------------------|--------------|---------------------------------|--------------------|----------|--------------|-----------|---------------------------|---------------------|--------------------|---------------------|---------------|-------------------|-------------------|-------|----------|-------------------------|------------------------------|-----------------|-------|-------|-------|------------------|-------|-------|-------|-------|-------|-------|-------|-------|-------|-------|-------|-------|-------|-------|-------|
| connector 8 pin |        |        |        |        |        |       |                           | connector 15 pin        |                    |                        |           |            |                  |              |                     | connector 10 pin      |                    |                     |              |                                 |                    |          |              |           |                           |                     |                    |                     |               |                   |                   |       |          |                         |                              |                 |       |       |       |                  |       |       |       |       |       |       |       |       |       |       |       |       |       |       |       |
| CAN H           | CAN L  | CAN H  | CAN L  | CAN H  | CAN L  | OUT + | OUT -                     | OUT -                   | OUT -              | OUT -                  | OUT -     | OUT -      | OUT -            | OUT -        | OUT -               | OUT -                 | OUT -              | OUT -               | OUT -        | OUT +                           | IN                 | IN       | IN           | IN        | IN                        | IN                  | IN                 | IN                  | IN            | IN                | IN                | OUT + | OUT +    | OUT +                   | OUT +                        | OUT +           | OUT + | OUT + | OUT + | OUT +            | OUT + | OUT + | OUT + | OUT + | OUT + | OUT + | OUT + | OUT + | OUT + | OUT + | OUT + | OUT + | OUT + | OUT + | OUT + |
| CAN1-H          | CAN1-L | CAN2-H | CAN2-L | CAN3-H | CAN3-L | -     | Alternative blink control | Alt. contr. centr. lock | Driver door sensor | Passengers door sensor | Trunk lid | Hood sense | Original alarm++ | Arming state | Lock factory remote | Unlock factory remote | Any button pressed | Handbrake / Parking | Speed 10kmph | Engine running                  | Engine speed (RPM) | Ignition | Key inserted | Footbrake | Drivers door opening sim. | Turn off the engine | Turn on the engine | Turn signal control | Trunk release | Opening all doors | Closing all doors | GND   | PWR +12V | Contr. of factory alarm | Contr.c.lock. when ign.is on | Comfort closure |       |       |       |                  |       |       |       |       |       |       |       |       |       |       |       |       |       |       |       |
| 1               | 2      | 3      | 4      | 5      | 6      | 7     | 8                         | 9                       | 10                 | 11                     | 12        | 13         | 14               | 15           | 16                  | 17                    | 18                 | 19                  | 20           | 21                              | 22                 | 23       | 24           | 25        | 26                        | 27                  | 28                 | 29                  | 30            | 31                | 32                | 33    | 34       | 35                      | 36                           | 37              | 38    | 39    | 40    |                  |       |       |       |       |       |       |       |       |       |       |       |       |       |       |       |
| +               | +      | +      | +      | +      | +      | +     | +                         | +                       | +                  | +                      | +         | +          | +                | +            | +                   | +                     | +                  | +                   | +            | +                               | +                  | +        | +            | +         | +                         | +                   | +                  | +                   | +             | +                 | +                 | +     | +        | +                       | +                            | +               | +     | +     | +     | +                | +     |       |       |       |       |       |       |       |       |       |       |       |       |       |       |

Attention:

Switches

| BMW 2 (F45)     |        |        |        |        |        |       |                           |                         |                    | year: 2014 →           |           |            |                  |              |                     |                       |                    |                     |              | with and without Keyless System |                    |          |              |           |                           |                     |                    |                     |               | program No: 14914 |                   |       |          |                         |                              |                 |       |       |       | from: 2023-09-15 |       |       |       |       |       |       |       |       |       |       |       |       |       |       |       |
|-----------------|--------|--------|--------|--------|--------|-------|---------------------------|-------------------------|--------------------|------------------------|-----------|------------|------------------|--------------|---------------------|-----------------------|--------------------|---------------------|--------------|---------------------------------|--------------------|----------|--------------|-----------|---------------------------|---------------------|--------------------|---------------------|---------------|-------------------|-------------------|-------|----------|-------------------------|------------------------------|-----------------|-------|-------|-------|------------------|-------|-------|-------|-------|-------|-------|-------|-------|-------|-------|-------|-------|-------|-------|-------|
| connector 8 pin |        |        |        |        |        |       |                           | connector 15 pin        |                    |                        |           |            |                  |              |                     | connector 10 pin      |                    |                     |              |                                 |                    |          |              |           |                           |                     |                    |                     |               |                   |                   |       |          |                         |                              |                 |       |       |       |                  |       |       |       |       |       |       |       |       |       |       |       |       |       |       |       |
| CAN H           | CAN L  | CAN H  | CAN L  | CAN H  | CAN L  | OUT + | OUT -                     | OUT -                   | OUT -              | OUT -                  | OUT -     | OUT -      | OUT -            | OUT -        | OUT -               | OUT -                 | OUT -              | OUT -               | OUT -        | OUT +                           | IN                 | IN       | IN           | IN        | IN                        | IN                  | IN                 | IN                  | IN            | IN                | IN                | OUT + | OUT +    | OUT +                   | OUT +                        | OUT +           | OUT + | OUT + | OUT + | OUT +            | OUT + | OUT + | OUT + | OUT + | OUT + | OUT + | OUT + | OUT + | OUT + | OUT + | OUT + | OUT + | OUT + | OUT + | OUT + |
| CAN1-H          | CAN1-L | CAN2-H | CAN2-L | CAN3-H | CAN3-L | -     | Alternative blink control | Alt. contr. centr. lock | Driver door sensor | Passengers door sensor | Trunk lid | Hood sense | Original alarm++ | Arming state | Lock factory remote | Unlock factory remote | Any button pressed | Handbrake / Parking | Speed 10kmph | Engine running                  | Engine speed (RPM) | Ignition | Key inserted | Footbrake | Drivers door opening sim. | Turn off the engine | Turn on the engine | Turn signal control | Trunk release | Opening all doors | Closing all doors | GND   | PWR +12V | Contr. of factory alarm | Contr.c.lock. when ign.is on | Comfort closure |       |       |       |                  |       |       |       |       |       |       |       |       |       |       |       |       |       |       |       |
| 1               | 2      | 3      | 4      | 5      | 6      | 7     | 8                         | 9                       | 10                 | 11                     | 12        | 13         | 14               | 15           | 16                  | 17                    | 18                 | 19                  | 20           | 21                              | 22                 | 23       | 24           | 25        | 26                        | 27                  | 28                 | 29                  | 30            | 31                | 32                | 33    | 34       | 35                      | 36                           | 37              | 38    | 39    | 40    |                  |       |       |       |       |       |       |       |       |       |       |       |       |       |       |       |
| +               | +      | +      | +      | +      | +      | +     | +                         | +                       | +                  | +                      | +         | +          | +                | +            | +                   | +                     | +                  | +                   | +            | +                               | +                  | +        | +            | +         | +                         | +                   | +                  | +                   | +             | +                 | +                 | +     | +        | +                       | +                            | +               | +     | +     | +     | +                | +     |       |       |       |       |       |       |       |       |       |       |       |       |       |       |

Attention:

Switches

BMW 3 (G20 / G21) (Hybrid) (Plug-in) year: 2023 → with and without Keyless System program No: 14457 from: 2023-09-13

Table with columns for connector 8 pin (CAN H, L, H, L, H, L, OUT +, -), connector 15 pin (Driver door sensor, Passengers door sensor, Trunk lid, Hood sense, Original alarm++, Arming state, Lock factory remote, Unlock factory remote, Any button pressed, Handbrake / Parking, Speed 10kmph, Engine running, Engine speed (RPM), Ignition, Key inserted), and connector 10 pin (Footbrake, Drivers door opening sim., Turn off the engine, Turn on the engine, Turn signal control, Trunk release, Opening all doors, Closing all doors, GND, PWR +12V). It also includes a 'Contr. of factory alarm' and 'Comfort closure' section.

Attention:

Switches [Icons]

BMW 3 (G20 / G21) year: 2023 → with and without Keyless System program No: 14459 from: 2023-09-11

Table with columns for connector 8 pin, connector 15 pin, and connector 10 pin. Similar structure to the 2023-09-13 version, detailing pin functions and sensor types.

Attention:

Switches [Icons]

BMW 3 (G20 / G21) (Hybrid) (Plug-in) year: 2022 → with and without Keyless System program No: 14897 from: 2023-09-13

Table with columns for connector 8 pin, connector 15 pin, and connector 10 pin. Similar structure to the 2023-09-11 version, detailing pin functions and sensor types.

Attention:

Switches [Icons]

BMW 3 (G20 / G21) year: 2019 → with and without Keyless System program No: 14871 from: 2023-09-13

Table with columns for connector 8 pin, connector 15 pin, and connector 10 pin. Similar structure to the 2023-09-13 version, detailing pin functions and sensor types.

Attention:

Switches [Icons]

BMW 3 (G20 / G21) (Hybrid) (Plug-in) year: 2019 → with and without Keyless System program No: 14894 from: 2023-09-14

Table with columns for connector 8 pin, connector 15 pin, and connector 10 pin. Similar structure to the 2023-09-13 version, detailing pin functions and sensor types.

Attention:

Switches [Icons]



**BMW 3 (E46) (Cabrio)**

year: **2001** →

without Keyless System

program N: **13549**

from: **2021-02-17**

| connector 8 pin |        |        |        |        |        |                           |                         |
|-----------------|--------|--------|--------|--------|--------|---------------------------|-------------------------|
| CAN H           | CAN L  | CAN H  | CAN L  | CAN H  | CAN L  | OUT +                     | OUT -                   |
| CAN1-H          | CAN1-L | CAN2-H | CAN2-L | CAN3-H | CAN3-L | Alternative blink control | Alt. contr. centr. lock |
| 1               | 2      | 3      | 4      | 5      | 6      | 7                         | 8                       |
| +               | +      | +      | +      | +      | +      | +                         | +                       |

| connector 15 pin   |                        |           |            |                  |              |                     |                       |                    |                     |              |                |                    |          |              |
|--------------------|------------------------|-----------|------------|------------------|--------------|---------------------|-----------------------|--------------------|---------------------|--------------|----------------|--------------------|----------|--------------|
| OUT                | OUT                    | OUT       | OUT        | OUT              | OUT          | OUT                 | OUT                   | OUT                | OUT                 | OUT          | OUT            | OUT                | OUT      | OUT          |
| Driver door sensor | Passengers door sensor | Trunk lid | Hood sense | Original alarm++ | Arming state | Lock factory remote | Unlock factory remote | Any button pressed | Handbrake / Parking | Speed 10kmph | Engine running | Engine speed (RPM) | Ignition | Key inserted |
| 1                  | 2                      | 3         | 4          | 5                | 6            | 7                   | 8                     | 9                  | 10                  | 11           | 12             | 13                 | 14       | 15           |
| +                  | +                      | +         | +          | +                | +            | +                   | +                     | +                  | +                   | +            | +              | +                  | +        | +            |

| connector 10 pin |                           |                     |                    |                     |               |                   |                   |     |          |
|------------------|---------------------------|---------------------|--------------------|---------------------|---------------|-------------------|-------------------|-----|----------|
| OUT              | IN                        | IN                  | IN                 | IN                  | IN            | IN                | IN                | IN  | IN       |
| Footbrake        | Drivers door opening sim. | Turn off the engine | Turn on the engine | Turn signal control | Trunk release | Opening all doors | Closing all doors | GND | PWR +12V |
| 1                | 2                         | 3                   | 4                  | 5                   | 6             | 7                 | 8                 | 9   | 10       |
| +                | +                         | +                   | +                  | +                   | +             | +                 | +                 | +   | +        |

|                              |
|------------------------------|
| Contr. of factory alarm      |
| Contr.c.lock. when ign.is on |
| Comfort closure              |

Attention:

**BMW 3 GT (F34)**

year: **2013** →

with and without Keyless System

program N: **14886**

from: **2023-09-13**

| connector 8 pin |        |        |        |        |        |                           |                         |
|-----------------|--------|--------|--------|--------|--------|---------------------------|-------------------------|
| CAN H           | CAN L  | CAN H  | CAN L  | CAN H  | CAN L  | OUT +                     | OUT -                   |
| CAN1-H          | CAN1-L | CAN2-H | CAN2-L | CAN3-H | CAN3-L | Alternative blink control | Alt. contr. centr. lock |
| 1               | 2      | 3      | 4      | 5      | 6      | 7                         | 8                       |
| +               | +      | +      | +      | +      | +      | +                         | +                       |

| connector 15 pin   |                        |           |            |                  |              |                     |                       |                    |                     |              |                |                    |          |              |
|--------------------|------------------------|-----------|------------|------------------|--------------|---------------------|-----------------------|--------------------|---------------------|--------------|----------------|--------------------|----------|--------------|
| OUT                | OUT                    | OUT       | OUT        | OUT              | OUT          | OUT                 | OUT                   | OUT                | OUT                 | OUT          | OUT            | OUT                | OUT      | OUT          |
| Driver door sensor | Passengers door sensor | Trunk lid | Hood sense | Original alarm++ | Arming state | Lock factory remote | Unlock factory remote | Any button pressed | Handbrake / Parking | Speed 10kmph | Engine running | Engine speed (RPM) | Ignition | Key inserted |
| 1                  | 2                      | 3         | 4          | 5                | 6            | 7                   | 8                     | 9                  | 10                  | 11           | 12             | 13                 | 14       | 15           |
| +                  | +                      | +         | +          | +                | +            | +                   | +                     | +                  | +                   | +            | +              | +                  | +        | +            |

| connector 10 pin |                           |                     |                    |                     |               |                   |                   |     |          |
|------------------|---------------------------|---------------------|--------------------|---------------------|---------------|-------------------|-------------------|-----|----------|
| OUT              | IN                        | IN                  | IN                 | IN                  | IN            | IN                | IN                | IN  | IN       |
| Footbrake        | Drivers door opening sim. | Turn off the engine | Turn on the engine | Turn signal control | Trunk release | Opening all doors | Closing all doors | GND | PWR +12V |
| 1                | 2                         | 3                   | 4                  | 5                   | 6             | 7                 | 8                 | 9   | 10       |
| +                | +                         | +                   | +                  | +                   | +             | +                 | +                 | +   | +        |

|                              |
|------------------------------|
| Contr. of factory alarm      |
| Contr.c.lock. when ign.is on |
| Comfort closure              |

Attention:

**BMW 4 (G26)**

year: **2022** →

with and without Keyless System

program N: **14513**

from: **2023-09-07**

| connector 8 pin |        |        |        |        |        |                           |                         |
|-----------------|--------|--------|--------|--------|--------|---------------------------|-------------------------|
| CAN H           | CAN L  | CAN H  | CAN L  | CAN H  | CAN L  | OUT +                     | OUT -                   |
| CAN1-H          | CAN1-L | CAN2-H | CAN2-L | CAN3-H | CAN3-L | Alternative blink control | Alt. contr. centr. lock |
| 1               | 2      | 3      | 4      | 5      | 6      | 7                         | 8                       |
| +               | +      | +      | +      | +      | +      | +                         | +                       |

| connector 15 pin   |                        |           |            |                  |              |                     |                       |                    |                     |              |                |                    |          |              |
|--------------------|------------------------|-----------|------------|------------------|--------------|---------------------|-----------------------|--------------------|---------------------|--------------|----------------|--------------------|----------|--------------|
| OUT                | OUT                    | OUT       | OUT        | OUT              | OUT          | OUT                 | OUT                   | OUT                | OUT                 | OUT          | OUT            | OUT                | OUT      | OUT          |
| Driver door sensor | Passengers door sensor | Trunk lid | Hood sense | Original alarm++ | Arming state | Lock factory remote | Unlock factory remote | Any button pressed | Handbrake / Parking | Speed 10kmph | Engine running | Engine speed (RPM) | Ignition | Key inserted |
| 1                  | 2                      | 3         | 4          | 5                | 6            | 7                   | 8                     | 9                  | 10                  | 11           | 12             | 13                 | 14       | 15           |
| +                  | +                      | +         | +          | +                | +            | +                   | +                     | +                  | +                   | +            | +              | +                  | +        | +            |

| connector 10 pin |                           |                     |                    |                     |               |                   |                   |     |          |
|------------------|---------------------------|---------------------|--------------------|---------------------|---------------|-------------------|-------------------|-----|----------|
| OUT              | IN                        | IN                  | IN                 | IN                  | IN            | IN                | IN                | IN  | IN       |
| Footbrake        | Drivers door opening sim. | Turn off the engine | Turn on the engine | Turn signal control | Trunk release | Opening all doors | Closing all doors | GND | PWR +12V |
| 1                | 2                         | 3                   | 4                  | 5                   | 6             | 7                 | 8                 | 9   | 10       |
| +                | +                         | +                   | +                  | +                   | +             | +                 | +                 | +   | +        |

|                              |
|------------------------------|
| Contr. of factory alarm      |
| Contr.c.lock. when ign.is on |
| Comfort closure              |

Attention:

**BMW 4 (G23) (Cabrio)**

year: **2021** →

with and without Keyless System

program N: **14888**

from: **2023-09-13**

| connector 8 pin |        |        |        |        |        |                           |                         |
|-----------------|--------|--------|--------|--------|--------|---------------------------|-------------------------|
| CAN H           | CAN L  | CAN H  | CAN L  | CAN H  | CAN L  | OUT +                     | OUT -                   |
| CAN1-H          | CAN1-L | CAN2-H | CAN2-L | CAN3-H | CAN3-L | Alternative blink control | Alt. contr. centr. lock |
| 1               | 2      | 3      | 4      | 5      | 6      | 7                         | 8                       |
| +               | +      | +      | +      | +      | +      | +                         | +                       |

| connector 15 pin   |                        |           |            |                  |              |                     |                       |                    |                     |              |                |                    |          |              |
|--------------------|------------------------|-----------|------------|------------------|--------------|---------------------|-----------------------|--------------------|---------------------|--------------|----------------|--------------------|----------|--------------|
| OUT                | OUT                    | OUT       | OUT        | OUT              | OUT          | OUT                 | OUT                   | OUT                | OUT                 | OUT          | OUT            | OUT                | OUT      | OUT          |
| Driver door sensor | Passengers door sensor | Trunk lid | Hood sense | Original alarm++ | Arming state | Lock factory remote | Unlock factory remote | Any button pressed | Handbrake / Parking | Speed 10kmph | Engine running | Engine speed (RPM) | Ignition | Key inserted |
| 1                  | 2                      | 3         | 4          | 5                | 6            | 7                   | 8                     | 9                  | 10                  | 11           | 12             | 13                 | 14       | 15           |
| +                  | +                      | +         | +          | +                | +            | +                   | +                     | +                  | +                   | +            | +              | +                  | +        | +            |

| connector 10 pin |                           |                     |                    |                     |               |                   |                   |     |          |
|------------------|---------------------------|---------------------|--------------------|---------------------|---------------|-------------------|-------------------|-----|----------|
| OUT              | IN                        | IN                  | IN                 | IN                  | IN            | IN                | IN                | IN  | IN       |
| Footbrake        | Drivers door opening sim. | Turn off the engine | Turn on the engine | Turn signal control | Trunk release | Opening all doors | Closing all doors | GND | PWR +12V |
| 1                | 2                         | 3                   | 4                  | 5                   | 6             | 7                 | 8                 | 9   | 10       |
| +                | +                         | +                   | +                  | +                   | +             | +                 | +                 | +   | +        |

|                              |
|------------------------------|
| Contr. of factory alarm      |
| Contr.c.lock. when ign.is on |
| Comfort closure              |

Attention:

**BMW 4 (F33) (Cabrio)**

year: **2014** →

with and without Keyless System

program N: **14848**

from: **2023-09-06**

| connector 8 pin |        |        |        |        |        |                           |                         |
|-----------------|--------|--------|--------|--------|--------|---------------------------|-------------------------|
| CAN H           | CAN L  | CAN H  | CAN L  | CAN H  | CAN L  | OUT +                     | OUT -                   |
| CAN1-H          | CAN1-L | CAN2-H | CAN2-L | CAN3-H | CAN3-L | Alternative blink control | Alt. contr. centr. lock |
| 1               | 2      | 3      | 4      | 5      | 6      | 7                         | 8                       |
| +               | +      | +      | +      | +      | +      | +                         | +                       |

| connector 15 pin   |                        |           |            |                  |              |                     |                       |                    |                     |              |                |                    |          |              |
|--------------------|------------------------|-----------|------------|------------------|--------------|---------------------|-----------------------|--------------------|---------------------|--------------|----------------|--------------------|----------|--------------|
| OUT                | OUT                    | OUT       | OUT        | OUT              | OUT          | OUT                 | OUT                   | OUT                | OUT                 | OUT          | OUT            | OUT                | OUT      | OUT          |
| Driver door sensor | Passengers door sensor | Trunk lid | Hood sense | Original alarm++ | Arming state | Lock factory remote | Unlock factory remote | Any button pressed | Handbrake / Parking | Speed 10kmph | Engine running | Engine speed (RPM) | Ignition | Key inserted |
| 1                  | 2                      | 3         | 4          | 5                | 6            | 7                   | 8                     | 9                  | 10                  | 11           | 12             | 13                 | 14       | 15           |
| +                  | +                      | +         | +          | +                | +            | +                   | +                     | +                  | +                   | +            | +              | +                  | +        | +            |

| connector 10 pin |                           |                     |                    |                     |               |                   |                   |     |          |
|------------------|---------------------------|---------------------|--------------------|---------------------|---------------|-------------------|-------------------|-----|----------|
| OUT              | IN                        | IN                  | IN                 | IN                  | IN            | IN                | IN                | IN  | IN       |
| Footbrake        | Drivers door opening sim. | Turn off the engine | Turn on the engine | Turn signal control | Trunk release | Opening all doors | Closing all doors | GND | PWR +12V |
| 1                | 2                         | 3                   | 4                  | 5                   | 6             | 7                 | 8                 | 9   | 10       |
| +                | +                         | +                   | +                  | +                   | +             | +                 | +                 | +   | +        |

|                              |
|------------------------------|
| Contr. of factory alarm      |
| Contr.c.lock. when ign.is on |
| Comfort closure              |

Attention:

| <b>BMW 4 (F36)</b> |        |        |        |                  |        |       |       | year: 2014 →     | with and without Keyless System | program No: 14887 | from: 2023-09-13 |      |      |      |      |      |      |
|--------------------|--------|--------|--------|------------------|--------|-------|-------|------------------|---------------------------------|-------------------|------------------|------|------|------|------|------|------|
| connector 8 pin    |        |        |        | connector 15 pin |        |       |       | connector 10 pin |                                 |                   |                  |      |      |      |      |      |      |
| CAN H              | CAN L  | CAN H  | CAN L  | CAN H            | CAN L  | CAN H | CAN L | OUT +            | OUT -                           | OUT +             | IN -             | IN - | IN - | IN - | IN - | IN - | IN - |
| CAN1-H             | CAN1-L | CAN2-H | CAN2-L | CAN3-H           | CAN3-L | +     | +     | +                | +                               | +                 | +                | +    | +    | +    | +    | +    | +    |
| 1                  | 2      | 3      | 4      | 5                | 6      | 7     | 8     | 1                | 2                               | 3                 | 4                | 5    | 6    | 7    | 8    | 9    | 10   |
| +                  | +      | +      | +      | +                | +      | -     | -     | +                | +                               | +                 | +                | +    | +    | +    | +    | +    | +    |

Attention:

|                    |                        |           |            |                  |              |                     |                       |                    |                     |              |                |                    |          |              |           |                           |                     |                    |                     |               |                   |                   |     |          |                         |                              |                 |
|--------------------|------------------------|-----------|------------|------------------|--------------|---------------------|-----------------------|--------------------|---------------------|--------------|----------------|--------------------|----------|--------------|-----------|---------------------------|---------------------|--------------------|---------------------|---------------|-------------------|-------------------|-----|----------|-------------------------|------------------------------|-----------------|
| Driver door sensor | Passengers door sensor | Trunk lid | Hood sense | Original alarm++ | Arming state | Lock factory remote | Unlock factory remote | Any button pressed | Handbrake / Parking | Speed 10kmph | Engine running | Engine speed (RPM) | Ignition | Key inserted | Footbrake | Drivers door opening sim. | Turn off the engine | Turn on the engine | Turn signal control | Trunk release | Opening all doors | Closing all doors | GND | PWR +12V | Contr. of factory alarm | Contr.c.lock. when ign.is on | Comfort closure |
|--------------------|------------------------|-----------|------------|------------------|--------------|---------------------|-----------------------|--------------------|---------------------|--------------|----------------|--------------------|----------|--------------|-----------|---------------------------|---------------------|--------------------|---------------------|---------------|-------------------|-------------------|-----|----------|-------------------------|------------------------------|-----------------|

| <b>BMW 4 (F32)</b> |        |        |        |                  |        |       |       | year: 2013 →     | with and without Keyless System | program No: 14891 | from: 2023-09-13 |      |      |      |      |      |      |
|--------------------|--------|--------|--------|------------------|--------|-------|-------|------------------|---------------------------------|-------------------|------------------|------|------|------|------|------|------|
| connector 8 pin    |        |        |        | connector 15 pin |        |       |       | connector 10 pin |                                 |                   |                  |      |      |      |      |      |      |
| CAN H              | CAN L  | CAN H  | CAN L  | CAN H            | CAN L  | CAN H | CAN L | OUT +            | OUT -                           | OUT +             | IN -             | IN - | IN - | IN - | IN - | IN - | IN - |
| CAN1-H             | CAN1-L | CAN2-H | CAN2-L | CAN3-H           | CAN3-L | +     | +     | +                | +                               | +                 | +                | +    | +    | +    | +    | +    | +    |
| 1                  | 2      | 3      | 4      | 5                | 6      | 7     | 8     | 1                | 2                               | 3                 | 4                | 5    | 6    | 7    | 8    | 9    | 10   |
| +                  | +      | +      | +      | +                | +      | -     | -     | +                | +                               | +                 | +                | +    | +    | +    | +    | +    | +    |

Attention:

|                    |                        |           |            |                  |              |                     |                       |                    |                     |              |                |                    |          |              |           |                           |                     |                    |                     |               |                   |                   |     |          |                         |                              |                 |
|--------------------|------------------------|-----------|------------|------------------|--------------|---------------------|-----------------------|--------------------|---------------------|--------------|----------------|--------------------|----------|--------------|-----------|---------------------------|---------------------|--------------------|---------------------|---------------|-------------------|-------------------|-----|----------|-------------------------|------------------------------|-----------------|
| Driver door sensor | Passengers door sensor | Trunk lid | Hood sense | Original alarm++ | Arming state | Lock factory remote | Unlock factory remote | Any button pressed | Handbrake / Parking | Speed 10kmph | Engine running | Engine speed (RPM) | Ignition | Key inserted | Footbrake | Drivers door opening sim. | Turn off the engine | Turn on the engine | Turn signal control | Trunk release | Opening all doors | Closing all doors | GND | PWR +12V | Contr. of factory alarm | Contr.c.lock. when ign.is on | Comfort closure |
|--------------------|------------------------|-----------|------------|------------------|--------------|---------------------|-----------------------|--------------------|---------------------|--------------|----------------|--------------------|----------|--------------|-----------|---------------------------|---------------------|--------------------|---------------------|---------------|-------------------|-------------------|-----|----------|-------------------------|------------------------------|-----------------|

| <b>BMW 5 (G60)</b> |        |        |        |                  |        |       |       | year: 2024 →     | with and without Keyless System | program No: 15164 | from: 2023-12-05 |      |      |      |      |      |      |
|--------------------|--------|--------|--------|------------------|--------|-------|-------|------------------|---------------------------------|-------------------|------------------|------|------|------|------|------|------|
| connector 8 pin    |        |        |        | connector 15 pin |        |       |       | connector 10 pin |                                 |                   |                  |      |      |      |      |      |      |
| CAN H              | CAN L  | CAN H  | CAN L  | CAN H            | CAN L  | CAN H | CAN L | OUT +            | OUT -                           | OUT +             | IN -             | IN - | IN - | IN - | IN - | IN - | IN - |
| CAN1-H             | CAN1-L | CAN2-H | CAN2-L | CAN3-H           | CAN3-L | +     | +     | +                | +                               | +                 | +                | +    | +    | +    | +    | +    | +    |
| 1                  | 2      | 3      | 4      | 5                | 6      | 7     | 8     | 1                | 2                               | 3                 | 4                | 5    | 6    | 7    | 8    | 9    | 10   |
| +                  | +      | +      | +      | +                | +      | -     | -     | +                | +                               | +                 | +                | +    | +    | +    | +    | +    | +    |

Attention:

|                    |                        |           |            |                  |              |                     |                       |                    |                     |              |                |                    |          |              |           |                           |                     |                    |                     |               |                   |                   |     |          |                         |                              |                 |
|--------------------|------------------------|-----------|------------|------------------|--------------|---------------------|-----------------------|--------------------|---------------------|--------------|----------------|--------------------|----------|--------------|-----------|---------------------------|---------------------|--------------------|---------------------|---------------|-------------------|-------------------|-----|----------|-------------------------|------------------------------|-----------------|
| Driver door sensor | Passengers door sensor | Trunk lid | Hood sense | Original alarm++ | Arming state | Lock factory remote | Unlock factory remote | Any button pressed | Handbrake / Parking | Speed 10kmph | Engine running | Engine speed (RPM) | Ignition | Key inserted | Footbrake | Drivers door opening sim. | Turn off the engine | Turn on the engine | Turn signal control | Trunk release | Opening all doors | Closing all doors | GND | PWR +12V | Contr. of factory alarm | Contr.c.lock. when ign.is on | Comfort closure |
|--------------------|------------------------|-----------|------------|------------------|--------------|---------------------|-----------------------|--------------------|---------------------|--------------|----------------|--------------------|----------|--------------|-----------|---------------------------|---------------------|--------------------|---------------------|---------------|-------------------|-------------------|-----|----------|-------------------------|------------------------------|-----------------|

| <b>BMW 5 (G30) (Hybrid) (Plug-in)</b> |        |        |        |                  |        |       |       | year: 2021 →     | with and without Keyless System | program No: 14471 | from: 2023-09-13 |      |      |      |      |      |      |
|---------------------------------------|--------|--------|--------|------------------|--------|-------|-------|------------------|---------------------------------|-------------------|------------------|------|------|------|------|------|------|
| connector 8 pin                       |        |        |        | connector 15 pin |        |       |       | connector 10 pin |                                 |                   |                  |      |      |      |      |      |      |
| CAN H                                 | CAN L  | CAN H  | CAN L  | CAN H            | CAN L  | CAN H | CAN L | OUT +            | OUT -                           | OUT +             | IN -             | IN - | IN - | IN - | IN - | IN - | IN - |
| CAN1-H                                | CAN1-L | CAN2-H | CAN2-L | CAN3-H           | CAN3-L | +     | +     | +                | +                               | +                 | +                | +    | +    | +    | +    | +    | +    |
| 1                                     | 2      | 3      | 4      | 5                | 6      | 7     | 8     | 1                | 2                               | 3                 | 4                | 5    | 6    | 7    | 8    | 9    | 10   |
| +                                     | +      | +      | +      | +                | +      | -     | -     | +                | +                               | +                 | +                | +    | +    | +    | +    | +    | +    |

Attention:

|                    |                        |           |            |                  |              |                     |                       |                    |                     |              |                |                    |          |              |           |                           |                     |                    |                     |               |                   |                   |     |          |                         |                              |                 |
|--------------------|------------------------|-----------|------------|------------------|--------------|---------------------|-----------------------|--------------------|---------------------|--------------|----------------|--------------------|----------|--------------|-----------|---------------------------|---------------------|--------------------|---------------------|---------------|-------------------|-------------------|-----|----------|-------------------------|------------------------------|-----------------|
| Driver door sensor | Passengers door sensor | Trunk lid | Hood sense | Original alarm++ | Arming state | Lock factory remote | Unlock factory remote | Any button pressed | Handbrake / Parking | Speed 10kmph | Engine running | Engine speed (RPM) | Ignition | Key inserted | Footbrake | Drivers door opening sim. | Turn off the engine | Turn on the engine | Turn signal control | Trunk release | Opening all doors | Closing all doors | GND | PWR +12V | Contr. of factory alarm | Contr.c.lock. when ign.is on | Comfort closure |
|--------------------|------------------------|-----------|------------|------------------|--------------|---------------------|-----------------------|--------------------|---------------------|--------------|----------------|--------------------|----------|--------------|-----------|---------------------------|---------------------|--------------------|---------------------|---------------|-------------------|-------------------|-----|----------|-------------------------|------------------------------|-----------------|

| <b>BMW 5 (G30) (G31)</b> |        |        |        |                  |        |       |       | year: 2021 →     | with and without Keyless System | program No: 14863 | from: 2023-09-07 |      |      |      |      |      |      |
|--------------------------|--------|--------|--------|------------------|--------|-------|-------|------------------|---------------------------------|-------------------|------------------|------|------|------|------|------|------|
| connector 8 pin          |        |        |        | connector 15 pin |        |       |       | connector 10 pin |                                 |                   |                  |      |      |      |      |      |      |
| CAN H                    | CAN L  | CAN H  | CAN L  | CAN H            | CAN L  | CAN H | CAN L | OUT +            | OUT -                           | OUT +             | IN -             | IN - | IN - | IN - | IN - | IN - | IN - |
| CAN1-H                   | CAN1-L | CAN2-H | CAN2-L | CAN3-H           | CAN3-L | +     | +     | +                | +                               | +                 | +                | +    | +    | +    | +    | +    | +    |
| 1                        | 2      | 3      | 4      | 5                | 6      | 7     | 8     | 1                | 2                               | 3                 | 4                | 5    | 6    | 7    | 8    | 9    | 10   |
| +                        | +      | +      | +      | +                | +      | -     | -     | +                | +                               | +                 | +                | +    | +    | +    | +    | +    | +    |

Attention:

|                    |                        |           |            |                  |              |                     |                       |                    |                     |              |                |                    |          |              |           |                           |                     |                    |                     |               |                   |                   |     |          |                         |                              |                 |
|--------------------|------------------------|-----------|------------|------------------|--------------|---------------------|-----------------------|--------------------|---------------------|--------------|----------------|--------------------|----------|--------------|-----------|---------------------------|---------------------|--------------------|---------------------|---------------|-------------------|-------------------|-----|----------|-------------------------|------------------------------|-----------------|
| Driver door sensor | Passengers door sensor | Trunk lid | Hood sense | Original alarm++ | Arming state | Lock factory remote | Unlock factory remote | Any button pressed | Handbrake / Parking | Speed 10kmph | Engine running | Engine speed (RPM) | Ignition | Key inserted | Footbrake | Drivers door opening sim. | Turn off the engine | Turn on the engine | Turn signal control | Trunk release | Opening all doors | Closing all doors | GND | PWR +12V | Contr. of factory alarm | Contr.c.lock. when ign.is on | Comfort closure |
|--------------------|------------------------|-----------|------------|------------------|--------------|---------------------|-----------------------|--------------------|---------------------|--------------|----------------|--------------------|----------|--------------|-----------|---------------------------|---------------------|--------------------|---------------------|---------------|-------------------|-------------------|-----|----------|-------------------------|------------------------------|-----------------|

| BMW 5 (G30)     |        |        |        |        |        |       |       |                           |                         | year: 2017 →       |                        |           |            |                  |              |                     |                       |                    |                     | with and without Keyless System |                |                    |          |              |           |                           |                     |                    |                     | program No: 14873 |                   |                   |     |          |     |     |     |     |     | from: 2023-09-13 |    |    |    |    |                         |                              |                 |    |    |   |   |   |   |   |   |   |   |   |   |   |   |   |   |   |   |   |   |   |   |   |   |   |   |   |   |   |   |   |   |   |   |   |   |
|-----------------|--------|--------|--------|--------|--------|-------|-------|---------------------------|-------------------------|--------------------|------------------------|-----------|------------|------------------|--------------|---------------------|-----------------------|--------------------|---------------------|---------------------------------|----------------|--------------------|----------|--------------|-----------|---------------------------|---------------------|--------------------|---------------------|-------------------|-------------------|-------------------|-----|----------|-----|-----|-----|-----|-----|------------------|----|----|----|----|-------------------------|------------------------------|-----------------|----|----|---|---|---|---|---|---|---|---|---|---|---|---|---|---|---|---|---|---|---|---|---|---|---|---|---|---|---|---|---|---|---|---|---|---|
| connector 8 pin |        |        |        |        |        |       |       |                           |                         | connector 15 pin   |                        |           |            |                  |              |                     |                       |                    |                     | connector 10 pin                |                |                    |          |              |           |                           |                     |                    |                     |                   |                   |                   |     |          |     |     |     |     |     |                  |    |    |    |    |                         |                              |                 |    |    |   |   |   |   |   |   |   |   |   |   |   |   |   |   |   |   |   |   |   |   |   |   |   |   |   |   |   |   |   |   |   |   |   |   |
| CAN H           | CAN L  | CAN H  | CAN L  | CAN H  | CAN L  | CAN H | CAN L | OUT +                     | OUT -                   | OUT                | OUT                    | OUT       | OUT        | OUT              | OUT          | OUT                 | OUT                   | OUT                | OUT                 | OUT                             | IN             | IN                 | IN       | IN           | IN        | IN                        | IN                  | IN                 | IN                  | OUT               | OUT               | OUT               | OUT | OUT      | OUT | OUT | OUT | OUT | OUT | OUT              | IN | IN | IN | IN | IN                      | IN                           | IN              | IN | IN |   |   |   |   |   |   |   |   |   |   |   |   |   |   |   |   |   |   |   |   |   |   |   |   |   |   |   |   |   |   |   |   |   |   |
| CAN1-H          | CAN1-L | CAN2-H | CAN2-L | CAN3-H | CAN3-L |       |       | Alternative blink control | Alt. contr. centr. lock | Driver door sensor | Passengers door sensor | Trunk lid | Hood sense | Original alarm++ | Arming state | Lock factory remote | Unlock factory remote | Any button pressed | Handbrake / Parking | Speed 10kmph                    | Engine running | Engine speed (RPM) | Ignition | Key inserted | Footbrake | Drivers door opening sim. | Turn off the engine | Turn on the engine | Turn signal control | Trunk release     | Opening all doors | Closing all doors | GND | PWR +12V |     |     |     |     |     |                  |    |    |    |    | Contr. of factory alarm | Contr.c.lock. when ign.is on | Comfort closure |    |    |   |   |   |   |   |   |   |   |   |   |   |   |   |   |   |   |   |   |   |   |   |   |   |   |   |   |   |   |   |   |   |   |   |   |
| 1               | 2      | 3      | 4      | 5      | 6      | 7     | 8     |                           |                         | 1                  | 2                      | 3         | 4          | 5                | 6            | 7                   | 8                     | 9                  | 10                  | 11                              | 12             | 13                 | 14       | 15           | 1         | 2                         | 3                   | 4                  | 5                   | 6                 | 7                 | 8                 | 9   | 10       |     |     |     |     |     |                  |    |    |    |    | +                       | +                            | +               | +  | +  | + | + | + | + | + | + | + | + | + | + | + | + | + | + | + | + | + | + | + | + | + | + | + | + | + | + | + | + | + | + | + | + | + | + |

Attention:

Switches: [Icons]

| BMW 5 (G30) (Hybrid) (Plug-in) |        |        |        |        |        |       |       |                           |                         | year: 2017 →       |                        |           |            |                  |              |                     |                       |                    |                     | with and without Keyless System |                |                    |          |              |           |                           |                     |                    |                     | program No: 14896 |                   |                   |     |          |     |     |     |     |     | from: 2023-09-14 |    |    |    |    |                         |                              |                 |    |    |   |   |   |   |   |   |   |   |   |   |   |   |   |   |   |   |   |   |   |   |   |   |   |   |   |   |   |   |   |   |   |   |   |   |
|--------------------------------|--------|--------|--------|--------|--------|-------|-------|---------------------------|-------------------------|--------------------|------------------------|-----------|------------|------------------|--------------|---------------------|-----------------------|--------------------|---------------------|---------------------------------|----------------|--------------------|----------|--------------|-----------|---------------------------|---------------------|--------------------|---------------------|-------------------|-------------------|-------------------|-----|----------|-----|-----|-----|-----|-----|------------------|----|----|----|----|-------------------------|------------------------------|-----------------|----|----|---|---|---|---|---|---|---|---|---|---|---|---|---|---|---|---|---|---|---|---|---|---|---|---|---|---|---|---|---|---|---|---|---|---|
| connector 8 pin                |        |        |        |        |        |       |       |                           |                         | connector 15 pin   |                        |           |            |                  |              |                     |                       |                    |                     | connector 10 pin                |                |                    |          |              |           |                           |                     |                    |                     |                   |                   |                   |     |          |     |     |     |     |     |                  |    |    |    |    |                         |                              |                 |    |    |   |   |   |   |   |   |   |   |   |   |   |   |   |   |   |   |   |   |   |   |   |   |   |   |   |   |   |   |   |   |   |   |   |   |
| CAN H                          | CAN L  | CAN H  | CAN L  | CAN H  | CAN L  | CAN H | CAN L | OUT +                     | OUT -                   | OUT                | OUT                    | OUT       | OUT        | OUT              | OUT          | OUT                 | OUT                   | OUT                | OUT                 | OUT                             | IN             | IN                 | IN       | IN           | IN        | IN                        | IN                  | IN                 | IN                  | OUT               | OUT               | OUT               | OUT | OUT      | OUT | OUT | OUT | OUT | OUT | OUT              | IN | IN | IN | IN | IN                      | IN                           | IN              | IN | IN |   |   |   |   |   |   |   |   |   |   |   |   |   |   |   |   |   |   |   |   |   |   |   |   |   |   |   |   |   |   |   |   |   |   |
| CAN1-H                         | CAN1-L | CAN2-H | CAN2-L | CAN3-H | CAN3-L |       |       | Alternative blink control | Alt. contr. centr. lock | Driver door sensor | Passengers door sensor | Trunk lid | Hood sense | Original alarm++ | Arming state | Lock factory remote | Unlock factory remote | Any button pressed | Handbrake / Parking | Speed 10kmph                    | Engine running | Engine speed (RPM) | Ignition | Key inserted | Footbrake | Drivers door opening sim. | Turn off the engine | Turn on the engine | Turn signal control | Trunk release     | Opening all doors | Closing all doors | GND | PWR +12V |     |     |     |     |     |                  |    |    |    |    | Contr. of factory alarm | Contr.c.lock. when ign.is on | Comfort closure |    |    |   |   |   |   |   |   |   |   |   |   |   |   |   |   |   |   |   |   |   |   |   |   |   |   |   |   |   |   |   |   |   |   |   |   |
| 1                              | 2      | 3      | 4      | 5      | 6      | 7     | 8     |                           |                         | 1                  | 2                      | 3         | 4          | 5                | 6            | 7                   | 8                     | 9                  | 10                  | 11                              | 12             | 13                 | 14       | 15           | 1         | 2                         | 3                   | 4                  | 5                   | 6                 | 7                 | 8                 | 9   | 10       |     |     |     |     |     |                  |    |    |    |    | +                       | +                            | +               | +  | +  | + | + | + | + | + | + | + | + | + | + | + | + | + | + | + | + | + | + | + | + | + | + | + | + | + | + | + | + | + | + | + | + | + | + |

Attention:

Switches: [Icons]

| BMW 5 (F10H) (Hybrid) |        |        |        |        |        |       |       |                           |                         | year: 2014 →       |                        |           |            |                  |              |                     |                       |                    |                     | with and without Keyless System |                |                    |          |              |           |                           |                     |                    |                     | program No: 14911 |                   |                   |     |          |     |     |     |     |     | from: 2023-09-14 |    |    |    |    |                         |                              |                 |    |    |   |   |   |   |   |   |   |   |   |   |   |   |   |   |   |   |   |   |   |   |   |   |   |   |   |   |   |   |   |   |   |   |   |   |
|-----------------------|--------|--------|--------|--------|--------|-------|-------|---------------------------|-------------------------|--------------------|------------------------|-----------|------------|------------------|--------------|---------------------|-----------------------|--------------------|---------------------|---------------------------------|----------------|--------------------|----------|--------------|-----------|---------------------------|---------------------|--------------------|---------------------|-------------------|-------------------|-------------------|-----|----------|-----|-----|-----|-----|-----|------------------|----|----|----|----|-------------------------|------------------------------|-----------------|----|----|---|---|---|---|---|---|---|---|---|---|---|---|---|---|---|---|---|---|---|---|---|---|---|---|---|---|---|---|---|---|---|---|---|---|
| connector 8 pin       |        |        |        |        |        |       |       |                           |                         | connector 15 pin   |                        |           |            |                  |              |                     |                       |                    |                     | connector 10 pin                |                |                    |          |              |           |                           |                     |                    |                     |                   |                   |                   |     |          |     |     |     |     |     |                  |    |    |    |    |                         |                              |                 |    |    |   |   |   |   |   |   |   |   |   |   |   |   |   |   |   |   |   |   |   |   |   |   |   |   |   |   |   |   |   |   |   |   |   |   |
| CAN H                 | CAN L  | CAN H  | CAN L  | CAN H  | CAN L  | CAN H | CAN L | OUT +                     | OUT -                   | OUT                | OUT                    | OUT       | OUT        | OUT              | OUT          | OUT                 | OUT                   | OUT                | OUT                 | OUT                             | IN             | IN                 | IN       | IN           | IN        | IN                        | IN                  | IN                 | IN                  | OUT               | OUT               | OUT               | OUT | OUT      | OUT | OUT | OUT | OUT | OUT | OUT              | IN | IN | IN | IN | IN                      | IN                           | IN              | IN | IN |   |   |   |   |   |   |   |   |   |   |   |   |   |   |   |   |   |   |   |   |   |   |   |   |   |   |   |   |   |   |   |   |   |   |
| CAN1-H                | CAN1-L | CAN2-H | CAN2-L | CAN3-H | CAN3-L |       |       | Alternative blink control | Alt. contr. centr. lock | Driver door sensor | Passengers door sensor | Trunk lid | Hood sense | Original alarm++ | Arming state | Lock factory remote | Unlock factory remote | Any button pressed | Handbrake / Parking | Speed 10kmph                    | Engine running | Engine speed (RPM) | Ignition | Key inserted | Footbrake | Drivers door opening sim. | Turn off the engine | Turn on the engine | Turn signal control | Trunk release     | Opening all doors | Closing all doors | GND | PWR +12V |     |     |     |     |     |                  |    |    |    |    | Contr. of factory alarm | Contr.c.lock. when ign.is on | Comfort closure |    |    |   |   |   |   |   |   |   |   |   |   |   |   |   |   |   |   |   |   |   |   |   |   |   |   |   |   |   |   |   |   |   |   |   |   |
| 1                     | 2      | 3      | 4      | 5      | 6      | 7     | 8     |                           |                         | 1                  | 2                      | 3         | 4          | 5                | 6            | 7                   | 8                     | 9                  | 10                  | 11                              | 12             | 13                 | 14       | 15           | 1         | 2                         | 3                   | 4                  | 5                   | 6                 | 7                 | 8                 | 9   | 10       |     |     |     |     |     |                  |    |    |    |    | +                       | +                            | +               | +  | +  | + | + | + | + | + | + | + | + | + | + | + | + | + | + | + | + | + | + | + | + | + | + | + | + | + | + | + | + | + | + | + | + | + | + |

Attention:

Switches: [Icons]

| BMW 5 (F18)     |        |        |        |        |        |       |       |                           |                         | year: 2010 →       |                        |           |            |                  |              |                     |                       |                    |                     | with and without Keyless System |                |                    |          |              |           |                           |                     |                    |                     | program No: 11275 |                   |                   |     |          |     |     |     |     |     | from: 2023-05-24 |    |    |    |    |                         |                              |                 |    |    |   |   |   |   |   |   |   |   |   |   |   |   |   |   |   |   |   |   |   |   |   |   |   |   |   |   |   |   |   |   |   |   |   |   |
|-----------------|--------|--------|--------|--------|--------|-------|-------|---------------------------|-------------------------|--------------------|------------------------|-----------|------------|------------------|--------------|---------------------|-----------------------|--------------------|---------------------|---------------------------------|----------------|--------------------|----------|--------------|-----------|---------------------------|---------------------|--------------------|---------------------|-------------------|-------------------|-------------------|-----|----------|-----|-----|-----|-----|-----|------------------|----|----|----|----|-------------------------|------------------------------|-----------------|----|----|---|---|---|---|---|---|---|---|---|---|---|---|---|---|---|---|---|---|---|---|---|---|---|---|---|---|---|---|---|---|---|---|---|---|
| connector 8 pin |        |        |        |        |        |       |       |                           |                         | connector 15 pin   |                        |           |            |                  |              |                     |                       |                    |                     | connector 10 pin                |                |                    |          |              |           |                           |                     |                    |                     |                   |                   |                   |     |          |     |     |     |     |     |                  |    |    |    |    |                         |                              |                 |    |    |   |   |   |   |   |   |   |   |   |   |   |   |   |   |   |   |   |   |   |   |   |   |   |   |   |   |   |   |   |   |   |   |   |   |
| CAN H           | CAN L  | CAN H  | CAN L  | CAN H  | CAN L  | CAN H | CAN L | OUT +                     | OUT -                   | OUT                | OUT                    | OUT       | OUT        | OUT              | OUT          | OUT                 | OUT                   | OUT                | OUT                 | OUT                             | IN             | IN                 | IN       | IN           | IN        | IN                        | IN                  | IN                 | IN                  | OUT               | OUT               | OUT               | OUT | OUT      | OUT | OUT | OUT | OUT | OUT | OUT              | IN | IN | IN | IN | IN                      | IN                           | IN              | IN | IN |   |   |   |   |   |   |   |   |   |   |   |   |   |   |   |   |   |   |   |   |   |   |   |   |   |   |   |   |   |   |   |   |   |   |
| CAN1-H          | CAN1-L | CAN2-H | CAN2-L | CAN3-H | CAN3-L |       |       | Alternative blink control | Alt. contr. centr. lock | Driver door sensor | Passengers door sensor | Trunk lid | Hood sense | Original alarm++ | Arming state | Lock factory remote | Unlock factory remote | Any button pressed | Handbrake / Parking | Speed 10kmph                    | Engine running | Engine speed (RPM) | Ignition | Key inserted | Footbrake | Drivers door opening sim. | Turn off the engine | Turn on the engine | Turn signal control | Trunk release     | Opening all doors | Closing all doors | GND | PWR +12V |     |     |     |     |     |                  |    |    |    |    | Contr. of factory alarm | Contr.c.lock. when ign.is on | Comfort closure |    |    |   |   |   |   |   |   |   |   |   |   |   |   |   |   |   |   |   |   |   |   |   |   |   |   |   |   |   |   |   |   |   |   |   |   |
| 1               | 2      | 3      | 4      | 5      | 6      | 7     | 8     |                           |                         | 1                  | 2                      | 3         | 4          | 5                | 6            | 7                   | 8                     | 9                  | 10                  | 11                              | 12             | 13                 | 14       | 15           | 1         | 2                         | 3                   | 4                  | 5                   | 6                 | 7                 | 8                 | 9   | 10       |     |     |     |     |     |                  |    |    |    |    | +                       | +                            | +               | +  | +  | + | + | + | + | + | + | + | + | + | + | + | + | + | + | + | + | + | + | + | + | + | + | + | + | + | + | + | + | + | + | + | + | + | + |

Attention:

Switches: [Icons]


| BMW 5 (F10 / F11) |        |        |        |        |        |       |       |                           |                         | year: 2010 →       |                        |           |            |                  |              |                     |                       |                    |                     | with and without Keyless System |                |                    |          |              |           |                           |                     |                    |                     | program No: 14883 |                   |                   |     |          |     |     |     |     |     | from: 2023-09-13 |    |    |    |    |                         |                              |                 |    |    |   |   |   |   |   |   |   |   |   |   |   |   |   |   |   |   |   |   |   |   |   |   |   |   |   |   |   |   |   |   |   |   |   |   |
|-------------------|--------|--------|--------|--------|--------|-------|-------|---------------------------|-------------------------|--------------------|------------------------|-----------|------------|------------------|--------------|---------------------|-----------------------|--------------------|---------------------|---------------------------------|----------------|--------------------|----------|--------------|-----------|---------------------------|---------------------|--------------------|---------------------|-------------------|-------------------|-------------------|-----|----------|-----|-----|-----|-----|-----|------------------|----|----|----|----|-------------------------|------------------------------|-----------------|----|----|---|---|---|---|---|---|---|---|---|---|---|---|---|---|---|---|---|---|---|---|---|---|---|---|---|---|---|---|---|---|---|---|---|---|
| connector 8 pin   |        |        |        |        |        |       |       |                           |                         | connector 15 pin   |                        |           |            |                  |              |                     |                       |                    |                     | connector 10 pin                |                |                    |          |              |           |                           |                     |                    |                     |                   |                   |                   |     |          |     |     |     |     |     |                  |    |    |    |    |                         |                              |                 |    |    |   |   |   |   |   |   |   |   |   |   |   |   |   |   |   |   |   |   |   |   |   |   |   |   |   |   |   |   |   |   |   |   |   |   |
| CAN H             | CAN L  | CAN H  | CAN L  | CAN H  | CAN L  | CAN H | CAN L | OUT +                     | OUT -                   | OUT                | OUT                    | OUT       | OUT        | OUT              | OUT          | OUT                 | OUT                   | OUT                | OUT                 | OUT                             | IN             | IN                 | IN       | IN           | IN        | IN                        | IN                  | IN                 | IN                  | OUT               | OUT               | OUT               | OUT | OUT      | OUT | OUT | OUT | OUT | OUT | OUT              | IN | IN | IN | IN | IN                      | IN                           | IN              | IN | IN |   |   |   |   |   |   |   |   |   |   |   |   |   |   |   |   |   |   |   |   |   |   |   |   |   |   |   |   |   |   |   |   |   |   |
| CAN1-H            | CAN1-L | CAN2-H | CAN2-L | CAN3-H | CAN3-L |       |       | Alternative blink control | Alt. contr. centr. lock | Driver door sensor | Passengers door sensor | Trunk lid | Hood sense | Original alarm++ | Arming state | Lock factory remote | Unlock factory remote | Any button pressed | Handbrake / Parking | Speed 10kmph                    | Engine running | Engine speed (RPM) | Ignition | Key inserted | Footbrake | Drivers door opening sim. | Turn off the engine | Turn on the engine | Turn signal control | Trunk release     | Opening all doors | Closing all doors | GND | PWR +12V |     |     |     |     |     |                  |    |    |    |    | Contr. of factory alarm | Contr.c.lock. when ign.is on | Comfort closure |    |    |   |   |   |   |   |   |   |   |   |   |   |   |   |   |   |   |   |   |   |   |   |   |   |   |   |   |   |   |   |   |   |   |   |   |
| 1                 | 2      | 3      | 4      | 5      | 6      | 7     | 8     |                           |                         | 1                  | 2                      | 3         | 4          | 5                | 6            | 7                   | 8                     | 9                  | 10                  | 11                              | 12             | 13                 | 14       | 15           | 1         | 2                         | 3                   | 4                  | 5                   | 6                 | 7                 | 8                 | 9   | 10       |     |     |     |     |     |                  |    |    |    |    | +                       | +                            | +               | +  | +  | + | + | + | + | + | + | + | + | + | + | + | + | + | + | + | + | + | + | + | + | + | + | + | + | + | + | + | + | + | + | + | + | + | + |


Attention:


Switches: [Icons]

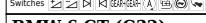





| BMW 6 (E63 / E64) year: 2005 → without Keyless System program No: 11118 from: 2020-11-19  |        |        |        |        |        |                           |                         |                    |                        |           |            |                  |              |                     |                       |                    |                     |              |                |                    |          |              |           |                           |                     |                    |                     |               |                   |                   |     |          |                         |                             |                 |   |
|-------------------------------------------------------------------------------------------|--------|--------|--------|--------|--------|---------------------------|-------------------------|--------------------|------------------------|-----------|------------|------------------|--------------|---------------------|-----------------------|--------------------|---------------------|--------------|----------------|--------------------|----------|--------------|-----------|---------------------------|---------------------|--------------------|---------------------|---------------|-------------------|-------------------|-----|----------|-------------------------|-----------------------------|-----------------|---|
| connector 8 pin                                                                           |        |        |        |        |        |                           |                         | connector 15 pin   |                        |           |            |                  |              |                     | connector 10 pin      |                    |                     |              |                |                    |          |              |           |                           |                     |                    |                     |               |                   |                   |     |          |                         |                             |                 |   |
| CAN H                                                                                     | CAN L  | CAN H  | CAN L  | CAN H  | CAN L  | OUT +                     | OUT -                   | OUT -              | OUT -                  | OUT -     | OUT -      | OUT -            | OUT -        | OUT -               | OUT -                 | OUT +              | OUT +               | OUT +        | IN             | IN                 | IN       | IN           | IN        | IN                        | IN                  | IN                 | IN                  | IN            | IN                | IN                | IN  | IN       |                         |                             |                 |   |
| CAN1-H                                                                                    | CAN1-L | CAN2-H | CAN2-L | CAN3-H | CAN3-L | Alternative blink control | Alt. contr. centr. lock | Driver door sensor | Passengers door sensor | Trunk lid | Hood sense | Original alarm++ | Arming state | Lock factory remote | Unlock factory remote | Any button pressed | Handbrake / Parking | Speed 10kmph | Engine running | Engine speed (RPM) | Ignition | Key inserted | Footbrake | Drivers door opening sim. | Turn off the engine | Turn on the engine | Turn signal control | Trunk release | Opening all doors | Closing all doors | GND | PWR +12V | Contr. of factory alarm | Contr.c.lock when ign.is on | Comfort closure |   |
| 1                                                                                         | 2      | 3      | 4      | 5      | 6      | 7                         | 8                       | 1                  | 2                      | 3         | 4          | 5                | 6            | 7                   | 8                     | 9                  | 10                  | 11           | 12             | 13                 | 14       | 15           | 1         | 2                         | 3                   | 4                  | 5                   | 6             | 7                 | 8                 | 9   | 10       | +                       | +                           | +               |   |
| +                                                                                         | +      | +      | +      | +      | +      | +                         | +                       | +                  | +                      | +         | +          | +                | +            | +                   | +                     | +                  | +                   | +            | +              | +                  | +        | +            | +         | +                         | +                   | +                  | +                   | +             | +                 | +                 | +   | +        | +                       | +                           | +               | + |
| Attention:                                                                                |        |        |        |        |        |                           |                         |                    |                        |           |            |                  |              |                     |                       |                    |                     |              |                |                    |          |              |           |                           |                     |                    |                     |               |                   |                   |     |          |                         |                             |                 |   |
| Switches  |        |        |        |        |        |                           |                         |                    |                        |           |            |                  |              |                     |                       |                    |                     |              |                |                    |          |              |           |                           |                     |                    |                     |               |                   |                   |     |          |                         |                             |                 |   |

| BMW 6 (E63 / E64) (Keyless) year: 2005 → with Keyless System program No: 11137 from: 2020-11-19 |        |        |        |        |        |                           |                         |                    |                        |           |            |                  |              |                     |                       |                    |                     |              |                |                    |          |              |           |                           |                     |                    |                     |               |                   |                   |     |          |                         |                             |                 |    |   |
|-------------------------------------------------------------------------------------------------|--------|--------|--------|--------|--------|---------------------------|-------------------------|--------------------|------------------------|-----------|------------|------------------|--------------|---------------------|-----------------------|--------------------|---------------------|--------------|----------------|--------------------|----------|--------------|-----------|---------------------------|---------------------|--------------------|---------------------|---------------|-------------------|-------------------|-----|----------|-------------------------|-----------------------------|-----------------|----|---|
| connector 8 pin                                                                                 |        |        |        |        |        |                           |                         | connector 15 pin   |                        |           |            |                  |              |                     | connector 10 pin      |                    |                     |              |                |                    |          |              |           |                           |                     |                    |                     |               |                   |                   |     |          |                         |                             |                 |    |   |
| CAN H                                                                                           | CAN L  | CAN H  | CAN L  | CAN H  | CAN L  | OUT +                     | OUT -                   | OUT -              | OUT -                  | OUT -     | OUT -      | OUT -            | OUT -        | OUT -               | OUT -                 | OUT +              | OUT +               | OUT +        | IN             | IN                 | IN       | IN           | IN        | IN                        | IN                  | IN                 | IN                  | IN            | IN                | IN                | IN  | IN       | IN                      | IN                          | IN              | IN |   |
| CAN1-H                                                                                          | CAN1-L | CAN2-H | CAN2-L | CAN3-H | CAN3-L | Alternative blink control | Alt. contr. centr. lock | Driver door sensor | Passengers door sensor | Trunk lid | Hood sense | Original alarm++ | Arming state | Lock factory remote | Unlock factory remote | Any button pressed | Handbrake / Parking | Speed 10kmph | Engine running | Engine speed (RPM) | Ignition | Key inserted | Footbrake | Drivers door opening sim. | Turn off the engine | Turn on the engine | Turn signal control | Trunk release | Opening all doors | Closing all doors | GND | PWR +12V | Contr. of factory alarm | Contr.c.lock when ign.is on | Comfort closure |    |   |
| 1                                                                                               | 2      | 3      | 4      | 5      | 6      | 7                         | 8                       | 1                  | 2                      | 3         | 4          | 5                | 6            | 7                   | 8                     | 9                  | 10                  | 11           | 12             | 13                 | 14       | 15           | 1         | 2                         | 3                   | 4                  | 5                   | 6             | 7                 | 8                 | 9   | 10       | +                       | +                           | +               |    |   |
| +                                                                                               | +      | +      | +      | +      | +      | +                         | +                       | +                  | +                      | +         | +          | +                | +            | +                   | +                     | +                  | +                   | +            | +              | +                  | +        | +            | +         | +                         | +                   | +                  | +                   | +             | +                 | +                 | +   | +        | +                       | +                           | +               | +  | + |
| Attention:                                                                                      |        |        |        |        |        |                           |                         |                    |                        |           |            |                  |              |                     |                       |                    |                     |              |                |                    |          |              |           |                           |                     |                    |                     |               |                   |                   |     |          |                         |                             |                 |    |   |
| Switches        |        |        |        |        |        |                           |                         |                    |                        |           |            |                  |              |                     |                       |                    |                     |              |                |                    |          |              |           |                           |                     |                    |                     |               |                   |                   |     |          |                         |                             |                 |    |   |

| BMW 6 / M6 (F13) year: 2011 → with and without Keyless System program No: 14893 from: 2023-09-13 |        |        |        |        |        |                           |                         |                    |                        |           |            |                  |              |                     |                       |                    |                     |              |                |                    |          |              |           |                           |                     |                    |                     |               |                   |                   |     |          |                         |                             |                 |    |    |   |
|--------------------------------------------------------------------------------------------------|--------|--------|--------|--------|--------|---------------------------|-------------------------|--------------------|------------------------|-----------|------------|------------------|--------------|---------------------|-----------------------|--------------------|---------------------|--------------|----------------|--------------------|----------|--------------|-----------|---------------------------|---------------------|--------------------|---------------------|---------------|-------------------|-------------------|-----|----------|-------------------------|-----------------------------|-----------------|----|----|---|
| connector 8 pin                                                                                  |        |        |        |        |        |                           |                         | connector 15 pin   |                        |           |            |                  |              |                     | connector 10 pin      |                    |                     |              |                |                    |          |              |           |                           |                     |                    |                     |               |                   |                   |     |          |                         |                             |                 |    |    |   |
| CAN H                                                                                            | CAN L  | CAN H  | CAN L  | CAN H  | CAN L  | OUT +                     | OUT -                   | OUT -              | OUT -                  | OUT -     | OUT -      | OUT -            | OUT -        | OUT -               | OUT -                 | OUT +              | OUT +               | OUT +        | IN             | IN                 | IN       | IN           | IN        | IN                        | IN                  | IN                 | IN                  | IN            | IN                | IN                | IN  | IN       | IN                      | IN                          | IN              | IN | IN |   |
| CAN1-H                                                                                           | CAN1-L | CAN2-H | CAN2-L | CAN3-H | CAN3-L | Alternative blink control | Alt. contr. centr. lock | Driver door sensor | Passengers door sensor | Trunk lid | Hood sense | Original alarm++ | Arming state | Lock factory remote | Unlock factory remote | Any button pressed | Handbrake / Parking | Speed 10kmph | Engine running | Engine speed (RPM) | Ignition | Key inserted | Footbrake | Drivers door opening sim. | Turn off the engine | Turn on the engine | Turn signal control | Trunk release | Opening all doors | Closing all doors | GND | PWR +12V | Contr. of factory alarm | Contr.c.lock when ign.is on | Comfort closure |    |    |   |
| 1                                                                                                | 2      | 3      | 4      | 5      | 6      | 7                         | 8                       | 1                  | 2                      | 3         | 4          | 5                | 6            | 7                   | 8                     | 9                  | 10                  | 11           | 12             | 13                 | 14       | 15           | 1         | 2                         | 3                   | 4                  | 5                   | 6             | 7                 | 8                 | 9   | 10       | +                       | +                           | +               |    |    |   |
| +                                                                                                | +      | +      | +      | +      | +      | +                         | +                       | +                  | +                      | +         | +          | +                | +            | +                   | +                     | +                  | +                   | +            | +              | +                  | +        | +            | +         | +                         | +                   | +                  | +                   | +             | +                 | +                 | +   | +        | +                       | +                           | +               | +  | +  | + |
| Attention:                                                                                       |        |        |        |        |        |                           |                         |                    |                        |           |            |                  |              |                     |                       |                    |                     |              |                |                    |          |              |           |                           |                     |                    |                     |               |                   |                   |     |          |                         |                             |                 |    |    |   |
| Switches         |        |        |        |        |        |                           |                         |                    |                        |           |            |                  |              |                     |                       |                    |                     |              |                |                    |          |              |           |                           |                     |                    |                     |               |                   |                   |     |          |                         |                             |                 |    |    |   |

| BMW 6 GT (G32) year: 2021 → with and without Keyless System program No: 14512 from: 2023-09-07 |        |        |        |        |        |                           |                         |                    |                        |           |            |                  |              |                     |                       |                    |                     |              |                |                    |          |              |           |                           |                     |                    |                     |               |                   |                   |     |          |                         |                             |                 |    |    |   |
|------------------------------------------------------------------------------------------------|--------|--------|--------|--------|--------|---------------------------|-------------------------|--------------------|------------------------|-----------|------------|------------------|--------------|---------------------|-----------------------|--------------------|---------------------|--------------|----------------|--------------------|----------|--------------|-----------|---------------------------|---------------------|--------------------|---------------------|---------------|-------------------|-------------------|-----|----------|-------------------------|-----------------------------|-----------------|----|----|---|
| connector 8 pin                                                                                |        |        |        |        |        |                           |                         | connector 15 pin   |                        |           |            |                  |              |                     | connector 10 pin      |                    |                     |              |                |                    |          |              |           |                           |                     |                    |                     |               |                   |                   |     |          |                         |                             |                 |    |    |   |
| CAN H                                                                                          | CAN L  | CAN H  | CAN L  | CAN H  | CAN L  | OUT +                     | OUT -                   | OUT -              | OUT -                  | OUT -     | OUT -      | OUT -            | OUT -        | OUT -               | OUT -                 | OUT +              | OUT +               | OUT +        | IN             | IN                 | IN       | IN           | IN        | IN                        | IN                  | IN                 | IN                  | IN            | IN                | IN                | IN  | IN       | IN                      | IN                          | IN              | IN | IN |   |
| CAN1-H                                                                                         | CAN1-L | CAN2-H | CAN2-L | CAN3-H | CAN3-L | Alternative blink control | Alt. contr. centr. lock | Driver door sensor | Passengers door sensor | Trunk lid | Hood sense | Original alarm++ | Arming state | Lock factory remote | Unlock factory remote | Any button pressed | Handbrake / Parking | Speed 10kmph | Engine running | Engine speed (RPM) | Ignition | Key inserted | Footbrake | Drivers door opening sim. | Turn off the engine | Turn on the engine | Turn signal control | Trunk release | Opening all doors | Closing all doors | GND | PWR +12V | Contr. of factory alarm | Contr.c.lock when ign.is on | Comfort closure |    |    |   |
| 1                                                                                              | 2      | 3      | 4      | 5      | 6      | 7                         | 8                       | 1                  | 2                      | 3         | 4          | 5                | 6            | 7                   | 8                     | 9                  | 10                  | 11           | 12             | 13                 | 14       | 15           | 1         | 2                         | 3                   | 4                  | 5                   | 6             | 7                 | 8                 | 9   | 10       | +                       | +                           | +               |    |    |   |
| +                                                                                              | +      | +      | +      | +      | +      | +                         | +                       | +                  | +                      | +         | +          | +                | +            | +                   | +                     | +                  | +                   | +            | +              | +                  | +        | +            | +         | +                         | +                   | +                  | +                   | +             | +                 | +                 | +   | +        | +                       | +                           | +               | +  | +  | + |
| Attention:                                                                                     |        |        |        |        |        |                           |                         |                    |                        |           |            |                  |              |                     |                       |                    |                     |              |                |                    |          |              |           |                           |                     |                    |                     |               |                   |                   |     |          |                         |                             |                 |    |    |   |
| Switches     |        |        |        |        |        |                           |                         |                    |                        |           |            |                  |              |                     |                       |                    |                     |              |                |                    |          |              |           |                           |                     |                    |                     |               |                   |                   |     |          |                         |                             |                 |    |    |   |

| BMW 6 GT (G32) year: 2017 → with and without Keyless System program No: 14875 from: 2023-09-13 |        |        |        |        |        |                           |                         |                    |                        |           |            |                  |              |                     |                       |                    |                     |              |                |                    |          |              |           |                           |                     |                    |                     |               |                   |                   |     |          |                         |                             |                 |    |    |   |
|------------------------------------------------------------------------------------------------|--------|--------|--------|--------|--------|---------------------------|-------------------------|--------------------|------------------------|-----------|------------|------------------|--------------|---------------------|-----------------------|--------------------|---------------------|--------------|----------------|--------------------|----------|--------------|-----------|---------------------------|---------------------|--------------------|---------------------|---------------|-------------------|-------------------|-----|----------|-------------------------|-----------------------------|-----------------|----|----|---|
| connector 8 pin                                                                                |        |        |        |        |        |                           |                         | connector 15 pin   |                        |           |            |                  |              |                     | connector 10 pin      |                    |                     |              |                |                    |          |              |           |                           |                     |                    |                     |               |                   |                   |     |          |                         |                             |                 |    |    |   |
| CAN H                                                                                          | CAN L  | CAN H  | CAN L  | CAN H  | CAN L  | OUT +                     | OUT -                   | OUT -              | OUT -                  | OUT -     | OUT -      | OUT -            | OUT -        | OUT -               | OUT -                 | OUT +              | OUT +               | OUT +        | IN             | IN                 | IN       | IN           | IN        | IN                        | IN                  | IN                 | IN                  | IN            | IN                | IN                | IN  | IN       | IN                      | IN                          | IN              | IN | IN |   |
| CAN1-H                                                                                         | CAN1-L | CAN2-H | CAN2-L | CAN3-H | CAN3-L | Alternative blink control | Alt. contr. centr. lock | Driver door sensor | Passengers door sensor | Trunk lid | Hood sense | Original alarm++ | Arming state | Lock factory remote | Unlock factory remote | Any button pressed | Handbrake / Parking | Speed 10kmph | Engine running | Engine speed (RPM) | Ignition | Key inserted | Footbrake | Drivers door opening sim. | Turn off the engine | Turn on the engine | Turn signal control | Trunk release | Opening all doors | Closing all doors | GND | PWR +12V | Contr. of factory alarm | Contr.c.lock when ign.is on | Comfort closure |    |    |   |
| 1                                                                                              | 2      | 3      | 4      | 5      | 6      | 7                         | 8                       | 1                  | 2                      | 3         | 4          | 5                | 6            | 7                   | 8                     | 9                  | 10                  | 11           | 12             | 13                 | 14       | 15           | 1         | 2                         | 3                   | 4                  | 5                   | 6             | 7                 | 8                 | 9   | 10       | +                       | +                           | +               |    |    |   |
| +                                                                                              | +      | +      | +      | +      | +      | +                         | +                       | +                  | +                      | +         | +          | +                | +            | +                   | +                     | +                  | +                   | +            | +              | +                  | +        | +            | +         | +                         | +                   | +                  | +                   | +             | +                 | +                 | +   | +        | +                       | +                           | +               | +  | +  | + |
| Attention:                                                                                     |        |        |        |        |        |                           |                         |                    |                        |           |            |                  |              |                     |                       |                    |                     |              |                |                    |          |              |           |                           |                     |                    |                     |               |                   |                   |     |          |                         |                             |                 |    |    |   |
| Switches     |        |        |        |        |        |                           |                         |                    |                        |           |            |                  |              |                     |                       |                    |                     |              |                |                    |          |              |           |                           |                     |                    |                     |               |                   |                   |     |          |                         |                             |                 |    |    |   |

| BMW 7 (G70)     |        |        |        |        |        |       |       |                           |                         | year: 2023 →       |                        | with and without Keyless System |            |                  |              |                     |                       |                    |                     |                  |                |                    |          |              | program #: 14469 |                           |                     |                    | from: 2023-12-06    |               |                   |                   |     |          |  |  |                         |                             |                 |
|-----------------|--------|--------|--------|--------|--------|-------|-------|---------------------------|-------------------------|--------------------|------------------------|---------------------------------|------------|------------------|--------------|---------------------|-----------------------|--------------------|---------------------|------------------|----------------|--------------------|----------|--------------|------------------|---------------------------|---------------------|--------------------|---------------------|---------------|-------------------|-------------------|-----|----------|--|--|-------------------------|-----------------------------|-----------------|
| connector 8 pin |        |        |        |        |        |       |       | OUT +/                    |                         | OUT -/             |                        | connector 15 pin                |            |                  |              |                     |                       |                    |                     | connector 10 pin |                |                    |          | OUT +        | OUT -            |                           |                     |                    |                     |               |                   |                   |     |          |  |  |                         |                             |                 |
| CAN H           | CAN L  | CAN H  | CAN L  | CAN H  | CAN L  | CAN L | CAN L | OUT +/                    | OUT -/                  | OUT                | OUT                    | OUT                             | OUT        | OUT              | OUT          | OUT                 | OUT                   | OUT                | OUT                 | OUT              | OUT            | OUT                | OUT      | OUT          | OUT              | OUT                       | OUT                 | OUT                | OUT                 |               |                   |                   |     |          |  |  |                         |                             |                 |
| CAN1-H          | CAN1-L | CAN2-H | CAN2-L | CAN3-H | CAN3-L |       |       | Alternative blink control | Alt. contr. centr. lock | Driver door sensor | Passengers door sensor | Trunk lid                       | Hood sense | Original alarm++ | Arming state | Lock factory remote | Unlock factory remote | Any button pressed | Handbrake / Parking | Speed 10kmph     | Engine running | Engine speed (RPM) | Ignition | Key inserted | Footbrake        | Drivers door opening sim. | Turn off the engine | Turn on the engine | Turn signal control | Trunk release | Opening all doors | Closing all doors | GND | PWR +12V |  |  | Contr. of factory alarm | Contr.c.lock when ign.is on | Comfort closure |
| 1               | 2      | 3      | 4      | 5      | 6      |       |       | 7                         | 8                       | 1                  | 2                      | 3                               | 4          | 5                | 6            | 7                   | 8                     | 9                  | 10                  | 11               | 12             | 13                 | 14       | 15           | 1                | 2                         | 3                   | 4                  | 5                   | 6             | 7                 | 8                 | 9   | 10       |  |  | +                       | +                           | +               |
| Attention:      |        |        |        |        |        |       |       |                           |                         |                    |                        |                                 |            |                  |              |                     |                       |                    |                     |                  |                |                    |          |              |                  |                           |                     |                    |                     |               |                   |                   |     |          |  |  |                         |                             |                 |

| BMW 7 (G11) (Hybrid) (Plug-in) |        |        |        |        |        |       |       |                           |                         | year: 2020 →       |                        | with and without Keyless System |            |                  |              |                     |                       |                    |                     |                  |                |                    |          |              | program #: 14895 |                           |                     |                    | from: 2023-09-14    |               |                   |                   |     |          |     |     |                         |                             |                 |
|--------------------------------|--------|--------|--------|--------|--------|-------|-------|---------------------------|-------------------------|--------------------|------------------------|---------------------------------|------------|------------------|--------------|---------------------|-----------------------|--------------------|---------------------|------------------|----------------|--------------------|----------|--------------|------------------|---------------------------|---------------------|--------------------|---------------------|---------------|-------------------|-------------------|-----|----------|-----|-----|-------------------------|-----------------------------|-----------------|
| connector 8 pin                |        |        |        |        |        |       |       | OUT +/                    |                         | OUT -/             |                        | connector 15 pin                |            |                  |              |                     |                       |                    |                     | connector 10 pin |                |                    |          | OUT +        | OUT -            |                           |                     |                    |                     |               |                   |                   |     |          |     |     |                         |                             |                 |
| CAN H                          | CAN L  | CAN H  | CAN L  | CAN H  | CAN L  | CAN L | CAN L | OUT +/                    | OUT -/                  | OUT                | OUT                    | OUT                             | OUT        | OUT              | OUT          | OUT                 | OUT                   | OUT                | OUT                 | OUT              | OUT            | OUT                | OUT      | OUT          | OUT              | OUT                       | OUT                 | OUT                | OUT                 | OUT           | OUT               | OUT               | OUT | OUT      | OUT | OUT | OUT                     | OUT                         | OUT             |
| CAN1-H                         | CAN1-L | CAN2-H | CAN2-L | CAN3-H | CAN3-L |       |       | Alternative blink control | Alt. contr. centr. lock | Driver door sensor | Passengers door sensor | Trunk lid                       | Hood sense | Original alarm++ | Arming state | Lock factory remote | Unlock factory remote | Any button pressed | Handbrake / Parking | Speed 10kmph     | Engine running | Engine speed (RPM) | Ignition | Key inserted | Footbrake        | Drivers door opening sim. | Turn off the engine | Turn on the engine | Turn signal control | Trunk release | Opening all doors | Closing all doors | GND | PWR +12V |     |     | Contr. of factory alarm | Contr.c.lock when ign.is on | Comfort closure |
| 1                              | 2      | 3      | 4      | 5      | 6      |       |       | 7                         | 8                       | 1                  | 2                      | 3                               | 4          | 5                | 6            | 7                   | 8                     | 9                  | 10                  | 11               | 12             | 13                 | 14       | 15           | 1                | 2                         | 3                   | 4                  | 5                   | 6             | 7                 | 8                 | 9   | 10       |     |     | +                       | +                           | +               |
| Attention:                     |        |        |        |        |        |       |       |                           |                         |                    |                        |                                 |            |                  |              |                     |                       |                    |                     |                  |                |                    |          |              |                  |                           |                     |                    |                     |               |                   |                   |     |          |     |     |                         |                             |                 |

| BMW 7 (G11)     |        |        |        |        |        |       |       |                           |                         | year: 2019 →       |                        | with and without Keyless System |            |                  |              |                     |                       |                    |                     |                  |                |                    |          |              | program #: 12858 |                           |                     |                    | from: 2023-05-24    |               |                   |                   |     |          |     |     |                         |                             |                 |     |
|-----------------|--------|--------|--------|--------|--------|-------|-------|---------------------------|-------------------------|--------------------|------------------------|---------------------------------|------------|------------------|--------------|---------------------|-----------------------|--------------------|---------------------|------------------|----------------|--------------------|----------|--------------|------------------|---------------------------|---------------------|--------------------|---------------------|---------------|-------------------|-------------------|-----|----------|-----|-----|-------------------------|-----------------------------|-----------------|-----|
| connector 8 pin |        |        |        |        |        |       |       | OUT +/                    |                         | OUT -/             |                        | connector 15 pin                |            |                  |              |                     |                       |                    |                     | connector 10 pin |                |                    |          | OUT +        | OUT -            |                           |                     |                    |                     |               |                   |                   |     |          |     |     |                         |                             |                 |     |
| CAN H           | CAN L  | CAN H  | CAN L  | CAN H  | CAN L  | CAN L | CAN L | OUT +/                    | OUT -/                  | OUT                | OUT                    | OUT                             | OUT        | OUT              | OUT          | OUT                 | OUT                   | OUT                | OUT                 | OUT              | OUT            | OUT                | OUT      | OUT          | OUT              | OUT                       | OUT                 | OUT                | OUT                 | OUT           | OUT               | OUT               | OUT | OUT      | OUT | OUT | OUT                     | OUT                         | OUT             | OUT |
| CAN1-H          | CAN1-L | CAN2-H | CAN2-L | CAN3-H | CAN3-L |       |       | Alternative blink control | Alt. contr. centr. lock | Driver door sensor | Passengers door sensor | Trunk lid                       | Hood sense | Original alarm++ | Arming state | Lock factory remote | Unlock factory remote | Any button pressed | Handbrake / Parking | Speed 10kmph     | Engine running | Engine speed (RPM) | Ignition | Key inserted | Footbrake        | Drivers door opening sim. | Turn off the engine | Turn on the engine | Turn signal control | Trunk release | Opening all doors | Closing all doors | GND | PWR +12V |     |     | Contr. of factory alarm | Contr.c.lock when ign.is on | Comfort closure |     |
| 1               | 2      | 3      | 4      | 5      | 6      |       |       | 7                         | 8                       | 1                  | 2                      | 3                               | 4          | 5                | 6            | 7                   | 8                     | 9                  | 10                  | 11               | 12             | 13                 | 14       | 15           | 1                | 2                         | 3                   | 4                  | 5                   | 6             | 7                 | 8                 | 9   | 10       |     |     | +                       | +                           | +               |     |
| Attention:      |        |        |        |        |        |       |       |                           |                         |                    |                        |                                 |            |                  |              |                     |                       |                    |                     |                  |                |                    |          |              |                  |                           |                     |                    |                     |               |                   |                   |     |          |     |     |                         |                             |                 |     |

| BMW 7 (G11)     |        |        |        |        |        |       |       |                           |                         | year: 2016 →       |                        | with and without Keyless System |            |                  |              |                     |                       |                    |                     |                  |                |                    |          |              | program #: 14876 |                           |                     |                    | from: 2023-09-13    |               |                   |                   |     |          |     |     |                         |                             |                 |     |
|-----------------|--------|--------|--------|--------|--------|-------|-------|---------------------------|-------------------------|--------------------|------------------------|---------------------------------|------------|------------------|--------------|---------------------|-----------------------|--------------------|---------------------|------------------|----------------|--------------------|----------|--------------|------------------|---------------------------|---------------------|--------------------|---------------------|---------------|-------------------|-------------------|-----|----------|-----|-----|-------------------------|-----------------------------|-----------------|-----|
| connector 8 pin |        |        |        |        |        |       |       | OUT +/                    |                         | OUT -/             |                        | connector 15 pin                |            |                  |              |                     |                       |                    |                     | connector 10 pin |                |                    |          | OUT +        | OUT -            |                           |                     |                    |                     |               |                   |                   |     |          |     |     |                         |                             |                 |     |
| CAN H           | CAN L  | CAN H  | CAN L  | CAN H  | CAN L  | CAN L | CAN L | OUT +/                    | OUT -/                  | OUT                | OUT                    | OUT                             | OUT        | OUT              | OUT          | OUT                 | OUT                   | OUT                | OUT                 | OUT              | OUT            | OUT                | OUT      | OUT          | OUT              | OUT                       | OUT                 | OUT                | OUT                 | OUT           | OUT               | OUT               | OUT | OUT      | OUT | OUT | OUT                     | OUT                         | OUT             | OUT |
| CAN1-H          | CAN1-L | CAN2-H | CAN2-L | CAN3-H | CAN3-L |       |       | Alternative blink control | Alt. contr. centr. lock | Driver door sensor | Passengers door sensor | Trunk lid                       | Hood sense | Original alarm++ | Arming state | Lock factory remote | Unlock factory remote | Any button pressed | Handbrake / Parking | Speed 10kmph     | Engine running | Engine speed (RPM) | Ignition | Key inserted | Footbrake        | Drivers door opening sim. | Turn off the engine | Turn on the engine | Turn signal control | Trunk release | Opening all doors | Closing all doors | GND | PWR +12V |     |     | Contr. of factory alarm | Contr.c.lock when ign.is on | Comfort closure |     |
| 1               | 2      | 3      | 4      | 5      | 6      |       |       | 7                         | 8                       | 1                  | 2                      | 3                               | 4          | 5                | 6            | 7                   | 8                     | 9                  | 10                  | 11               | 12             | 13                 | 14       | 15           | 1                | 2                         | 3                   | 4                  | 5                   | 6             | 7                 | 8                 | 9   | 10       |     |     | +                       | +                           | +               |     |
| Attention:      |        |        |        |        |        |       |       |                           |                         |                    |                        |                                 |            |                  |              |                     |                       |                    |                     |                  |                |                    |          |              |                  |                           |                     |                    |                     |               |                   |                   |     |          |     |     |                         |                             |                 |     |

| BMW 7 (F01 / F02) |        |        |        |        |        |       |       |                           |                         | year: 2008 →       |                        | with and without Keyless System |            |                  |              |                     |                       |                    |                     |                  |                |                    |          |              | program #: 11275 |                           |                     |                    | from: 2023-05-24    |               |                   |                   |     |          |     |     |                         |                             |                 |     |
|-------------------|--------|--------|--------|--------|--------|-------|-------|---------------------------|-------------------------|--------------------|------------------------|---------------------------------|------------|------------------|--------------|---------------------|-----------------------|--------------------|---------------------|------------------|----------------|--------------------|----------|--------------|------------------|---------------------------|---------------------|--------------------|---------------------|---------------|-------------------|-------------------|-----|----------|-----|-----|-------------------------|-----------------------------|-----------------|-----|
| connector 8 pin   |        |        |        |        |        |       |       | OUT +/                    |                         | OUT -/             |                        | connector 15 pin                |            |                  |              |                     |                       |                    |                     | connector 10 pin |                |                    |          | OUT +        | OUT -            |                           |                     |                    |                     |               |                   |                   |     |          |     |     |                         |                             |                 |     |
| CAN H             | CAN L  | CAN H  | CAN L  | CAN H  | CAN L  | CAN L | CAN L | OUT +/                    | OUT -/                  | OUT                | OUT                    | OUT                             | OUT        | OUT              | OUT          | OUT                 | OUT                   | OUT                | OUT                 | OUT              | OUT            | OUT                | OUT      | OUT          | OUT              | OUT                       | OUT                 | OUT                | OUT                 | OUT           | OUT               | OUT               | OUT | OUT      | OUT | OUT | OUT                     | OUT                         | OUT             | OUT |
| CAN1-H            | CAN1-L | CAN2-H | CAN2-L | CAN3-H | CAN3-L |       |       | Alternative blink control | Alt. contr. centr. lock | Driver door sensor | Passengers door sensor | Trunk lid                       | Hood sense | Original alarm++ | Arming state | Lock factory remote | Unlock factory remote | Any button pressed | Handbrake / Parking | Speed 10kmph     | Engine running | Engine speed (RPM) | Ignition | Key inserted | Footbrake        | Drivers door opening sim. | Turn off the engine | Turn on the engine | Turn signal control | Trunk release | Opening all doors | Closing all doors | GND | PWR +12V |     |     | Contr. of factory alarm | Contr.c.lock when ign.is on | Comfort closure |     |
| 1                 | 2      | 3      | 4      | 5      | 6      |       |       | 7                         | 8                       | 1                  | 2                      | 3                               | 4          | 5                | 6            | 7                   | 8                     | 9                  | 10                  | 11               | 12             | 13                 | 14       | 15           | 1                | 2                         | 3                   | 4                  | 5                   | 6             | 7                 | 8                 | 9   | 10       |     |     | +                       | +                           | +               |     |
| Attention:        |        |        |        |        |        |       |       |                           |                         |                    |                        |                                 |            |                  |              |                     |                       |                    |                     |                  |                |                    |          |              |                  |                           |                     |                    |                     |               |                   |                   |     |          |     |     |                         |                             |                 |     |

**BMW 7 (E65 / E66)** year: 2005 → without Keyless System program #: 11118 from: 2020-11-19

| connector 8 pin |        |        |        |        |        |                           |                         | connector 15 pin   |                        |           |            |                  |              |                     |                       |                    |                     |              |                |                    |          |              | connector 10 pin |                           |                     |                    |                     |               |                   |                   |     |          |    |    |    |    |    |    |  |  |  |  |  |  |  |  |  |
|-----------------|--------|--------|--------|--------|--------|---------------------------|-------------------------|--------------------|------------------------|-----------|------------|------------------|--------------|---------------------|-----------------------|--------------------|---------------------|--------------|----------------|--------------------|----------|--------------|------------------|---------------------------|---------------------|--------------------|---------------------|---------------|-------------------|-------------------|-----|----------|----|----|----|----|----|----|--|--|--|--|--|--|--|--|--|
| CAN H           | CAN L  | CAN H  | CAN L  | CAN H  | CAN L  | OUT +                     | OUT -                   | OUT                | OUT                    | OUT       | OUT        | OUT              | OUT          | OUT                 | OUT                   | OUT                | OUT                 | OUT          | OUT            | OUT                | OUT      | OUT          | OUT              | OUT                       | OUT                 | OUT                | OUT                 | OUT           | IN                | IN                | IN  | IN       | IN | IN | IN | IN | IN | IN |  |  |  |  |  |  |  |  |  |
| CAN1-H          | CAN1-L | CAN2-H | CAN2-L | CAN3-H | CAN3-L | Alternative blink control | Alt. contr. centr. lock | Driver door sensor | Passengers door sensor | Trunk lid | Hood sense | Original alarm++ | Arming state | Lock factory remote | Unlock factory remote | Any button pressed | Handbrake / Parking | Speed 10kmph | Engine running | Engine speed (RPM) | Ignition | Key inserted | Footbrake        | Drivers door opening sim. | Turn off the engine | Turn on the engine | Turn signal control | Trunk release | Opening all doors | Closing all doors | GND | PWR +12V |    |    |    |    |    |    |  |  |  |  |  |  |  |  |  |
| 1               | 2      | 3      | 4      | 5      | 6      | 7                         | 8                       | 1                  | 2                      | 3         | 4          | 5                | 6            | 7                   | 8                     | 9                  | 10                  | 11           | 12             | 13                 | 14       | 15           | 1                | 2                         | 3                   | 4                  | 5                   | 6             | 7                 | 8                 | 9   | 10       |    |    |    |    |    |    |  |  |  |  |  |  |  |  |  |
| +               | +      | +      | +      | +      | +      | +                         | +                       | +                  | +                      | +         | +          | +                | +            | +                   | +                     | +                  | +                   | +            | +              | +                  | +        | +            | +                | +                         | +                   | +                  | +                   | +             | +                 | +                 | +   | +        | +  | +  | +  | +  | +  |    |  |  |  |  |  |  |  |  |  |
| Attention:      |        |        |        |        |        |                           |                         |                    |                        |           |            |                  |              |                     |                       |                    |                     |              |                |                    |          |              |                  |                           |                     |                    |                     |               |                   |                   |     |          |    |    |    |    |    |    |  |  |  |  |  |  |  |  |  |

**BMW 7 (E65 / E66) (Keyless)** year: 2005 → with Keyless System program #: 11137 from: 2020-11-19

| connector 8 pin |        |        |        |        |        |                           |                         | connector 15 pin   |                        |           |            |                  |              |                     |                       |                    |                     |              |                |                    |          |              | connector 10 pin |                           |                     |                    |                     |               |                   |                   |     |          |     |     |     |     |     |     |  |  |  |  |  |  |  |  |  |  |
|-----------------|--------|--------|--------|--------|--------|---------------------------|-------------------------|--------------------|------------------------|-----------|------------|------------------|--------------|---------------------|-----------------------|--------------------|---------------------|--------------|----------------|--------------------|----------|--------------|------------------|---------------------------|---------------------|--------------------|---------------------|---------------|-------------------|-------------------|-----|----------|-----|-----|-----|-----|-----|-----|--|--|--|--|--|--|--|--|--|--|
| CAN H           | CAN L  | CAN H  | CAN L  | CAN H  | CAN L  | OUT +                     | OUT -                   | OUT                | OUT                    | OUT       | OUT        | OUT              | OUT          | OUT                 | OUT                   | OUT                | OUT                 | OUT          | OUT            | OUT                | OUT      | OUT          | OUT              | OUT                       | OUT                 | OUT                | OUT                 | OUT           | OUT               | OUT               | OUT | OUT      | OUT | OUT | OUT | OUT | OUT | OUT |  |  |  |  |  |  |  |  |  |  |
| CAN1-H          | CAN1-L | CAN2-H | CAN2-L | CAN3-H | CAN3-L | Alternative blink control | Alt. contr. centr. lock | Driver door sensor | Passengers door sensor | Trunk lid | Hood sense | Original alarm++ | Arming state | Lock factory remote | Unlock factory remote | Any button pressed | Handbrake / Parking | Speed 10kmph | Engine running | Engine speed (RPM) | Ignition | Key inserted | Footbrake        | Drivers door opening sim. | Turn off the engine | Turn on the engine | Turn signal control | Trunk release | Opening all doors | Closing all doors | GND | PWR +12V |     |     |     |     |     |     |  |  |  |  |  |  |  |  |  |  |
| 1               | 2      | 3      | 4      | 5      | 6      | 7                         | 8                       | 1                  | 2                      | 3         | 4          | 5                | 6            | 7                   | 8                     | 9                  | 10                  | 11           | 12             | 13                 | 14       | 15           | 1                | 2                         | 3                   | 4                  | 5                   | 6             | 7                 | 8                 | 9   | 10       |     |     |     |     |     |     |  |  |  |  |  |  |  |  |  |  |
| +               | +      | +      | +      | +      | +      | +                         | +                       | +                  | +                      | +         | +          | +                | +            | +                   | +                     | +                  | +                   | +            | +              | +                  | +        | +            | +                | +                         | +                   | +                  | +                   | +             | +                 | +                 | +   | +        | +   | +   | +   | +   | +   | +   |  |  |  |  |  |  |  |  |  |  |
| Attention:      |        |        |        |        |        |                           |                         |                    |                        |           |            |                  |              |                     |                       |                    |                     |              |                |                    |          |              |                  |                           |                     |                    |                     |               |                   |                   |     |          |     |     |     |     |     |     |  |  |  |  |  |  |  |  |  |  |

**BMW 8 (G16)** year: 2023 → with and without Keyless System program #: 14762 from: 2023-09-07

| connector 8 pin |        |        |        |        |        |                           |                         | connector 15 pin   |                        |           |            |                  |              |                     |                       |                    |                     |              |                |                    |          |              | connector 10 pin |                           |                     |                    |                     |               |                   |                   |     |          |     |     |     |     |     |     |   |  |  |  |  |  |  |  |  |  |  |
|-----------------|--------|--------|--------|--------|--------|---------------------------|-------------------------|--------------------|------------------------|-----------|------------|------------------|--------------|---------------------|-----------------------|--------------------|---------------------|--------------|----------------|--------------------|----------|--------------|------------------|---------------------------|---------------------|--------------------|---------------------|---------------|-------------------|-------------------|-----|----------|-----|-----|-----|-----|-----|-----|---|--|--|--|--|--|--|--|--|--|--|
| CAN H           | CAN L  | CAN H  | CAN L  | CAN H  | CAN L  | OUT +                     | OUT -                   | OUT                | OUT                    | OUT       | OUT        | OUT              | OUT          | OUT                 | OUT                   | OUT                | OUT                 | OUT          | OUT            | OUT                | OUT      | OUT          | OUT              | OUT                       | OUT                 | OUT                | OUT                 | OUT           | OUT               | OUT               | OUT | OUT      | OUT | OUT | OUT | OUT | OUT | OUT |   |  |  |  |  |  |  |  |  |  |  |
| CAN1-H          | CAN1-L | CAN2-H | CAN2-L | CAN3-H | CAN3-L | Alternative blink control | Alt. contr. centr. lock | Driver door sensor | Passengers door sensor | Trunk lid | Hood sense | Original alarm++ | Arming state | Lock factory remote | Unlock factory remote | Any button pressed | Handbrake / Parking | Speed 10kmph | Engine running | Engine speed (RPM) | Ignition | Key inserted | Footbrake        | Drivers door opening sim. | Turn off the engine | Turn on the engine | Turn signal control | Trunk release | Opening all doors | Closing all doors | GND | PWR +12V |     |     |     |     |     |     |   |  |  |  |  |  |  |  |  |  |  |
| 1               | 2      | 3      | 4      | 5      | 6      | 7                         | 8                       | 1                  | 2                      | 3         | 4          | 5                | 6            | 7                   | 8                     | 9                  | 10                  | 11           | 12             | 13                 | 14       | 15           | 1                | 2                         | 3                   | 4                  | 5                   | 6             | 7                 | 8                 | 9   | 10       |     |     |     |     |     |     |   |  |  |  |  |  |  |  |  |  |  |
| +               | +      | +      | +      | +      | +      | +                         | +                       | +                  | +                      | +         | +          | +                | +            | +                   | +                     | +                  | +                   | +            | +              | +                  | +        | +            | +                | +                         | +                   | +                  | +                   | +             | +                 | +                 | +   | +        | +   | +   | +   | +   | +   | +   | + |  |  |  |  |  |  |  |  |  |  |
| Attention:      |        |        |        |        |        |                           |                         |                    |                        |           |            |                  |              |                     |                       |                    |                     |              |                |                    |          |              |                  |                           |                     |                    |                     |               |                   |                   |     |          |     |     |     |     |     |     |   |  |  |  |  |  |  |  |  |  |  |

**BMW 8 (G14) (Cabrio)** year: 2019 → with and without Keyless System program #: 14764 from: 2023-09-11

| connector 8 pin |        |        |        |        |        |                           |                         | connector 15 pin   |                        |           |            |                  |              |                     |                       |                    |                     |              |                |                    |          |              | connector 10 pin |                           |                     |                    |                     |               |                   |                   |     |          |     |     |     |     |     |     |   |  |  |  |  |  |  |  |  |  |  |
|-----------------|--------|--------|--------|--------|--------|---------------------------|-------------------------|--------------------|------------------------|-----------|------------|------------------|--------------|---------------------|-----------------------|--------------------|---------------------|--------------|----------------|--------------------|----------|--------------|------------------|---------------------------|---------------------|--------------------|---------------------|---------------|-------------------|-------------------|-----|----------|-----|-----|-----|-----|-----|-----|---|--|--|--|--|--|--|--|--|--|--|
| CAN H           | CAN L  | CAN H  | CAN L  | CAN H  | CAN L  | OUT +                     | OUT -                   | OUT                | OUT                    | OUT       | OUT        | OUT              | OUT          | OUT                 | OUT                   | OUT                | OUT                 | OUT          | OUT            | OUT                | OUT      | OUT          | OUT              | OUT                       | OUT                 | OUT                | OUT                 | OUT           | OUT               | OUT               | OUT | OUT      | OUT | OUT | OUT | OUT | OUT | OUT |   |  |  |  |  |  |  |  |  |  |  |
| CAN1-H          | CAN1-L | CAN2-H | CAN2-L | CAN3-H | CAN3-L | Alternative blink control | Alt. contr. centr. lock | Driver door sensor | Passengers door sensor | Trunk lid | Hood sense | Original alarm++ | Arming state | Lock factory remote | Unlock factory remote | Any button pressed | Handbrake / Parking | Speed 10kmph | Engine running | Engine speed (RPM) | Ignition | Key inserted | Footbrake        | Drivers door opening sim. | Turn off the engine | Turn on the engine | Turn signal control | Trunk release | Opening all doors | Closing all doors | GND | PWR +12V |     |     |     |     |     |     |   |  |  |  |  |  |  |  |  |  |  |
| 1               | 2      | 3      | 4      | 5      | 6      | 7                         | 8                       | 1                  | 2                      | 3         | 4          | 5                | 6            | 7                   | 8                     | 9                  | 10                  | 11           | 12             | 13                 | 14       | 15           | 1                | 2                         | 3                   | 4                  | 5                   | 6             | 7                 | 8                 | 9   | 10       |     |     |     |     |     |     |   |  |  |  |  |  |  |  |  |  |  |
| +               | +      | +      | +      | +      | +      | +                         | +                       | +                  | +                      | +         | +          | +                | +            | +                   | +                     | +                  | +                   | +            | +              | +                  | +        | +            | +                | +                         | +                   | +                  | +                   | +             | +                 | +                 | +   | +        | +   | +   | +   | +   | +   | +   | + |  |  |  |  |  |  |  |  |  |  |
| Attention:      |        |        |        |        |        |                           |                         |                    |                        |           |            |                  |              |                     |                       |                    |                     |              |                |                    |          |              |                  |                           |                     |                    |                     |               |                   |                   |     |          |     |     |     |     |     |     |   |  |  |  |  |  |  |  |  |  |  |

**BMW F 800 GS** year: 2013 → program #: 13569 from: 2021-03-11

| connector 8 pin |        |        |        |        |        |                           |                         | connector 15 pin   |                        |           |            |                  |              |                     |                       |                    |                     |              |                |                    |          |              | connector 10 pin |                           |                     |                    |                     |               |                   |                   |     |          |     |     |     |     |     |     |   |   |  |  |  |  |  |  |  |  |  |  |
|-----------------|--------|--------|--------|--------|--------|---------------------------|-------------------------|--------------------|------------------------|-----------|------------|------------------|--------------|---------------------|-----------------------|--------------------|---------------------|--------------|----------------|--------------------|----------|--------------|------------------|---------------------------|---------------------|--------------------|---------------------|---------------|-------------------|-------------------|-----|----------|-----|-----|-----|-----|-----|-----|---|---|--|--|--|--|--|--|--|--|--|--|
| CAN H           | CAN L  | CAN H  | CAN L  | CAN H  | CAN L  | OUT +                     | OUT -                   | OUT                | OUT                    | OUT       | OUT        | OUT              | OUT          | OUT                 | OUT                   | OUT                | OUT                 | OUT          | OUT            | OUT                | OUT      | OUT          | OUT              | OUT                       | OUT                 | OUT                | OUT                 | OUT           | OUT               | OUT               | OUT | OUT      | OUT | OUT | OUT | OUT | OUT | OUT |   |   |  |  |  |  |  |  |  |  |  |  |
| CAN1-H          | CAN1-L | CAN2-H | CAN2-L | CAN3-H | CAN3-L | Alternative blink control | Alt. contr. centr. lock | Driver door sensor | Passengers door sensor | Trunk lid | Hood sense | Original alarm++ | Arming state | Lock factory remote | Unlock factory remote | Any button pressed | Handbrake / Parking | Speed 10kmph | Engine running | Engine speed (RPM) | Ignition | Key inserted | Footbrake        | Drivers door opening sim. | Turn off the engine | Turn on the engine | Turn signal control | Trunk release | Opening all doors | Closing all doors | GND | PWR +12V |     |     |     |     |     |     |   |   |  |  |  |  |  |  |  |  |  |  |
| 1               | 2      | 3      | 4      | 5      | 6      | 7                         | 8                       | 1                  | 2                      | 3         | 4          | 5                | 6            | 7                   | 8                     | 9                  | 10                  | 11           | 12             | 13                 | 14       | 15           | 1                | 2                         | 3                   | 4                  | 5                   | 6             | 7                 | 8                 | 9   | 10       |     |     |     |     |     |     |   |   |  |  |  |  |  |  |  |  |  |  |
| +               | +      | +      | +      | +      | +      | +                         | +                       | +                  | +                      | +         | +          | +                | +            | +                   | +                     | +                  | +                   | +            | +              | +                  | +        | +            | +                | +                         | +                   | +                  | +                   | +             | +                 | +                 | +   | +        | +   | +   | +   | +   | +   | +   | + | + |  |  |  |  |  |  |  |  |  |  |
| Attention:      |        |        |        |        |        |                           |                         |                    |                        |           |            |                  |              |                     |                       |                    |                     |              |                |                    |          |              |                  |                           |                     |                    |                     |               |                   |                   |     |          |     |     |     |     |     |     |   |   |  |  |  |  |  |  |  |  |  |  |

**BMW i3 (I01) (Electric)**

year: 2018 →

with and without Keyless System

program #: 14862

from: 2023-09-11

| connector 8 pin |        |        |        |        |        |                           |                         |
|-----------------|--------|--------|--------|--------|--------|---------------------------|-------------------------|
| CAN H           | CAN L  | CAN H  | CAN L  | CAN H  | CAN L  | OUT +                     | OUT -                   |
| CAN1-H          | CAN1-L | CAN2-H | CAN2-L | CAN3-H | CAN3-L | Alternative blink control | Alt. contr. centr. lock |
| 1               | 2      | 3      | 4      | 5      | 6      | 7                         | 8                       |
| +               | +      | +      | +      | +      | +      | -                         | -                       |

| connector 15 pin   |                        |           |            |                  |              |                     |                       |                    |                     |              |                |                    |          |              |
|--------------------|------------------------|-----------|------------|------------------|--------------|---------------------|-----------------------|--------------------|---------------------|--------------|----------------|--------------------|----------|--------------|
| OUT                | OUT                    | OUT       | OUT        | OUT              | OUT          | OUT                 | OUT                   | OUT                | OUT                 | OUT          | OUT            | OUT                | OUT      | OUT          |
| Driver door sensor | Passengers door sensor | Trunk lid | Hood sense | Original alarm++ | Arming state | Lock factory remote | Unlock factory remote | Any button pressed | Handbrake / Parking | Speed 10kmph | Engine running | Engine speed (RPM) | Ignition | Key inserted |
| 1                  | 2                      | 3         | 4          | 5                | 6            | 7                   | 8                     | 9                  | 10                  | 11           | 12             | 13                 | 14       | 15           |
| +                  | +                      | +         | +          | +                | +            | +                   | +                     | +                  | +                   | +            | +              | +                  | +        | +            |

| connector 10 pin |                           |                     |                    |                     |               |                   |                   |     |          |
|------------------|---------------------------|---------------------|--------------------|---------------------|---------------|-------------------|-------------------|-----|----------|
| OUT              | IN                        | IN                  | IN                 | IN                  | IN            | IN                | IN                | IN  | IN       |
| Footbrake        | Drivers door opening sim. | Turn off the engine | Turn on the engine | Turn signal control | Trunk release | Opening all doors | Closing all doors | GND | PWR +12V |
| 1                | 2                         | 3                   | 4                  | 5                   | 6             | 7                 | 8                 | 9   | 10       |
| +                | -                         | -                   | -                  | +                   | +             | +                 | +                 | -   | +        |

|                         |                              |                 |
|-------------------------|------------------------------|-----------------|
| Contr. of factory alarm | Contr.c.lock. when ign.is on | Comfort closure |
| +                       | +                            | +               |

Attention:

**BMW i3 (I01) (Electric)**

year: 2013 →

with and without Keyless System

program #: 11727

from: 2020-11-19

| connector 8 pin |        |        |        |        |        |                           |                         |
|-----------------|--------|--------|--------|--------|--------|---------------------------|-------------------------|
| CAN H           | CAN L  | CAN H  | CAN L  | CAN H  | CAN L  | OUT +                     | OUT -                   |
| CAN1-H          | CAN1-L | CAN2-H | CAN2-L | CAN3-H | CAN3-L | Alternative blink control | Alt. contr. centr. lock |
| 1               | 2      | 3      | 4      | 5      | 6      | 7                         | 8                       |
| +               | +      | +      | +      | +      | +      | -                         | -                       |

| connector 15 pin   |                        |           |            |                  |              |                     |                       |                    |                     |              |                |                    |          |              |
|--------------------|------------------------|-----------|------------|------------------|--------------|---------------------|-----------------------|--------------------|---------------------|--------------|----------------|--------------------|----------|--------------|
| OUT                | OUT                    | OUT       | OUT        | OUT              | OUT          | OUT                 | OUT                   | OUT                | OUT                 | OUT          | OUT            | OUT                | OUT      | OUT          |
| Driver door sensor | Passengers door sensor | Trunk lid | Hood sense | Original alarm++ | Arming state | Lock factory remote | Unlock factory remote | Any button pressed | Handbrake / Parking | Speed 10kmph | Engine running | Engine speed (RPM) | Ignition | Key inserted |
| 1                  | 2                      | 3         | 4          | 5                | 6            | 7                   | 8                     | 9                  | 10                  | 11           | 12             | 13                 | 14       | 15           |
| +                  | +                      | +         | +          | +                | +            | +                   | +                     | +                  | +                   | +            | +              | +                  | +        | +            |

| connector 10 pin |                           |                     |                    |                     |               |                   |                   |     |          |
|------------------|---------------------------|---------------------|--------------------|---------------------|---------------|-------------------|-------------------|-----|----------|
| OUT              | IN                        | IN                  | IN                 | IN                  | IN            | IN                | IN                | IN  | IN       |
| Footbrake        | Drivers door opening sim. | Turn off the engine | Turn on the engine | Turn signal control | Trunk release | Opening all doors | Closing all doors | GND | PWR +12V |
| 1                | 2                         | 3                   | 4                  | 5                   | 6             | 7                 | 8                 | 9   | 10       |
| +                | -                         | -                   | -                  | +                   | +             | +                 | +                 | -   | +        |

|                         |                              |                 |
|-------------------------|------------------------------|-----------------|
| Contr. of factory alarm | Contr.c.lock. when ign.is on | Comfort closure |
| +                       | +                            | +               |

Attention:

**BMW i4 (G26) (Electric)**

year: 2022 →

with and without Keyless System

program #: 14344

from: 2023-01-30

| connector 8 pin |        |        |        |        |        |                           |                         |
|-----------------|--------|--------|--------|--------|--------|---------------------------|-------------------------|
| CAN H           | CAN L  | CAN H  | CAN L  | CAN H  | CAN L  | OUT +                     | OUT -                   |
| CAN1-H          | CAN1-L | CAN2-H | CAN2-L | CAN3-H | CAN3-L | Alternative blink control | Alt. contr. centr. lock |
| 1               | 2      | 3      | 4      | 5      | 6      | 7                         | 8                       |
| +               | +      | +      | +      | +      | +      | -                         | -                       |

| connector 15 pin   |                        |           |            |                  |              |                     |                       |                    |                     |              |                |                    |          |              |
|--------------------|------------------------|-----------|------------|------------------|--------------|---------------------|-----------------------|--------------------|---------------------|--------------|----------------|--------------------|----------|--------------|
| OUT                | OUT                    | OUT       | OUT        | OUT              | OUT          | OUT                 | OUT                   | OUT                | OUT                 | OUT          | OUT            | OUT                | OUT      | OUT          |
| Driver door sensor | Passengers door sensor | Trunk lid | Hood sense | Original alarm++ | Arming state | Lock factory remote | Unlock factory remote | Any button pressed | Handbrake / Parking | Speed 10kmph | Engine running | Engine speed (RPM) | Ignition | Key inserted |
| 1                  | 2                      | 3         | 4          | 5                | 6            | 7                   | 8                     | 9                  | 10                  | 11           | 12             | 13                 | 14       | 15           |
| +                  | +                      | +         | +          | +                | +            | +                   | +                     | +                  | +                   | +            | +              | +                  | +        | +            |

| connector 10 pin |                           |                     |                    |                     |               |                   |                   |     |          |
|------------------|---------------------------|---------------------|--------------------|---------------------|---------------|-------------------|-------------------|-----|----------|
| OUT              | IN                        | IN                  | IN                 | IN                  | IN            | IN                | IN                | IN  | IN       |
| Footbrake        | Drivers door opening sim. | Turn off the engine | Turn on the engine | Turn signal control | Trunk release | Opening all doors | Closing all doors | GND | PWR +12V |
| 1                | 2                         | 3                   | 4                  | 5                   | 6             | 7                 | 8                 | 9   | 10       |
| +                | -                         | -                   | -                  | +                   | +             | +                 | +                 | -   | +        |

|                         |                              |                 |
|-------------------------|------------------------------|-----------------|
| Contr. of factory alarm | Contr.c.lock. when ign.is on | Comfort closure |
| +                       | +                            | +               |

Attention:

**BMW i7 (G70) (Electric)**

year: 2023 →

with and without Keyless System

program #: 14475

from: 2023-05-24

| connector 8 pin |        |        |        |        |        |                           |                         |
|-----------------|--------|--------|--------|--------|--------|---------------------------|-------------------------|
| CAN H           | CAN L  | CAN H  | CAN L  | CAN H  | CAN L  | OUT +                     | OUT -                   |
| CAN1-H          | CAN1-L | CAN2-H | CAN2-L | CAN3-H | CAN3-L | Alternative blink control | Alt. contr. centr. lock |
| 1               | 2      | 3      | 4      | 5      | 6      | 7                         | 8                       |
| +               | +      | +      | +      | +      | +      | -                         | -                       |

| connector 15 pin   |                        |           |            |                  |              |                     |                       |                    |                     |              |                |                    |          |              |
|--------------------|------------------------|-----------|------------|------------------|--------------|---------------------|-----------------------|--------------------|---------------------|--------------|----------------|--------------------|----------|--------------|
| OUT                | OUT                    | OUT       | OUT        | OUT              | OUT          | OUT                 | OUT                   | OUT                | OUT                 | OUT          | OUT            | OUT                | OUT      | OUT          |
| Driver door sensor | Passengers door sensor | Trunk lid | Hood sense | Original alarm++ | Arming state | Lock factory remote | Unlock factory remote | Any button pressed | Handbrake / Parking | Speed 10kmph | Engine running | Engine speed (RPM) | Ignition | Key inserted |
| 1                  | 2                      | 3         | 4          | 5                | 6            | 7                   | 8                     | 9                  | 10                  | 11           | 12             | 13                 | 14       | 15           |
| +                  | +                      | +         | +          | +                | +            | +                   | +                     | +                  | +                   | +            | +              | +                  | +        | +            |

| connector 10 pin |                           |                     |                    |                     |               |                   |                   |     |          |
|------------------|---------------------------|---------------------|--------------------|---------------------|---------------|-------------------|-------------------|-----|----------|
| OUT              | IN                        | IN                  | IN                 | IN                  | IN            | IN                | IN                | IN  | IN       |
| Footbrake        | Drivers door opening sim. | Turn off the engine | Turn on the engine | Turn signal control | Trunk release | Opening all doors | Closing all doors | GND | PWR +12V |
| 1                | 2                         | 3                   | 4                  | 5                   | 6             | 7                 | 8                 | 9   | 10       |
| +                | -                         | -                   | -                  | +                   | +             | +                 | +                 | -   | +        |

|                         |                              |                 |
|-------------------------|------------------------------|-----------------|
| Contr. of factory alarm | Contr.c.lock. when ign.is on | Comfort closure |
| +                       | +                            | +               |

Attention:

**BMW i8 (I12) (Hybrid) (Plug-in)**

year: 2014 →

with and without Keyless System

program #: 11692

from: 2020-11-19

| connector 8 pin |        |        |        |        |        |                           |                         |
|-----------------|--------|--------|--------|--------|--------|---------------------------|-------------------------|
| CAN H           | CAN L  | CAN H  | CAN L  | CAN H  | CAN L  | OUT +                     | OUT -                   |
| CAN1-H          | CAN1-L | CAN2-H | CAN2-L | CAN3-H | CAN3-L | Alternative blink control | Alt. contr. centr. lock |
| 1               | 2      | 3      | 4      | 5      | 6      | 7                         | 8                       |
| +               | +      | +      | +      | +      | +      | -                         | -                       |

| connector 15 pin   |                        |           |            |                  |              |                     |                       |                    |                     |              |                |                    |          |              |
|--------------------|------------------------|-----------|------------|------------------|--------------|---------------------|-----------------------|--------------------|---------------------|--------------|----------------|--------------------|----------|--------------|
| OUT                | OUT                    | OUT       | OUT        | OUT              | OUT          | OUT                 | OUT                   | OUT                | OUT                 | OUT          | OUT            | OUT                | OUT      | OUT          |
| Driver door sensor | Passengers door sensor | Trunk lid | Hood sense | Original alarm++ | Arming state | Lock factory remote | Unlock factory remote | Any button pressed | Handbrake / Parking | Speed 10kmph | Engine running | Engine speed (RPM) | Ignition | Key inserted |
| 1                  | 2                      | 3         | 4          | 5                | 6            | 7                   | 8                     | 9                  | 10                  | 11           | 12             | 13                 | 14       | 15           |
| +                  | +                      | +         | +          | +                | +            | +                   | +                     | +                  | +                   | +            | +              | +                  | +        | +            |

| connector 10 pin |                           |                     |                    |                     |               |                   |                   |     |          |
|------------------|---------------------------|---------------------|--------------------|---------------------|---------------|-------------------|-------------------|-----|----------|
| OUT              | IN                        | IN                  | IN                 | IN                  | IN            | IN                | IN                | IN  | IN       |
| Footbrake        | Drivers door opening sim. | Turn off the engine | Turn on the engine | Turn signal control | Trunk release | Opening all doors | Closing all doors | GND | PWR +12V |
| 1                | 2                         | 3                   | 4                  | 5                   | 6             | 7                 | 8                 | 9   | 10       |
| +                | -                         | -                   | -                  | +                   | +             | +                 | +                 | -   | +        |

|                         |                              |                 |
|-------------------------|------------------------------|-----------------|
| Contr. of factory alarm | Contr.c.lock. when ign.is on | Comfort closure |
| +                       | +                            | +               |

Attention:

Switches



BMW M3 (G80)

year: 2023 →

with and without Keyless System

program №: 14419

from: 2023-09-11

| connector 8 pin |       |        |       |        |       |        |       |
|-----------------|-------|--------|-------|--------|-------|--------|-------|
| CAN H           | CAN L | CAN H  | CAN L | CAN H  | CAN L | OUT +  | OUT - |
| CAN1-H          |       | CAN1-L |       | CAN2-H |       | CAN2-L |       |
|                 |       |        |       | CAN3-H |       | CAN3-L |       |
| 1               | 2     | 3      | 4     | 5      | 6     | 7      | 8     |
| +               | +     | +      | +     | +      | +     | +      | +     |

| connector 15 pin   |                        |           |            |                  |              |                     |                       |                    |                     |              |                |                    |          |              |
|--------------------|------------------------|-----------|------------|------------------|--------------|---------------------|-----------------------|--------------------|---------------------|--------------|----------------|--------------------|----------|--------------|
| OUT                | OUT                    | OUT       | OUT        | OUT              | OUT          | OUT                 | OUT                   | OUT                | OUT                 | OUT          | OUT            | OUT                | OUT      | OUT          |
| Driver door sensor | Passengers door sensor | Trunk lid | Hood sense | Original alarm++ | Arming state | Lock factory remote | Unlock factory remote | Any button pressed | Handbrake / Parking | Speed 10kmph | Engine running | Engine speed (RPM) | Ignition | Key inserted |
| 1                  | 2                      | 3         | 4          | 5                | 6            | 7                   | 8                     | 9                  | 10                  | 11           | 12             | 13                 | 14       | 15           |
| +                  | +                      | +         | +          | +                | +            | +                   | +                     | +                  | +                   | +            | +              | +                  | +        | +            |

| connector 10 pin |                           |                     |                    |                     |               |                   |                   |     |          |
|------------------|---------------------------|---------------------|--------------------|---------------------|---------------|-------------------|-------------------|-----|----------|
| OUT              | IN                        | IN                  | IN                 | IN                  | IN            | IN                | IN                | IN  | IN       |
| Footbrake        | Drivers door opening sim. | Turn off the engine | Turn on the engine | Turn signal control | Trunk release | Opening all doors | Closing all doors | GND | PWR +12V |
| 1                | 2                         | 3                   | 4                  | 5                   | 6             | 7                 | 8                 | 9   | 10       |
| +                | +                         | +                   | +                  | +                   | +             | +                 | +                 | +   | +        |

|                         |                              |                 |
|-------------------------|------------------------------|-----------------|
| Contr. of factory alarm | Contr.c.lock, when ign.is on | Comfort closure |
| +                       | +                            | +               |

Attention:



BMW M3 (G80)

year: 2021 →

with and without Keyless System

program №: 14872

from: 2023-09-13

| connector 8 pin |       |        |       |        |       |        |       |
|-----------------|-------|--------|-------|--------|-------|--------|-------|
| CAN H           | CAN L | CAN H  | CAN L | CAN H  | CAN L | OUT +  | OUT - |
| CAN1-H          |       | CAN1-L |       | CAN2-H |       | CAN2-L |       |
|                 |       |        |       | CAN3-H |       | CAN3-L |       |
| 1               | 2     | 3      | 4     | 5      | 6     | 7      | 8     |
| +               | +     | +      | +     | +      | +     | +      | +     |

| connector 15 pin   |                        |           |            |                  |              |                     |                       |                    |                     |              |                |                    |          |              |
|--------------------|------------------------|-----------|------------|------------------|--------------|---------------------|-----------------------|--------------------|---------------------|--------------|----------------|--------------------|----------|--------------|
| OUT                | OUT                    | OUT       | OUT        | OUT              | OUT          | OUT                 | OUT                   | OUT                | OUT                 | OUT          | OUT            | OUT                | OUT      | OUT          |
| Driver door sensor | Passengers door sensor | Trunk lid | Hood sense | Original alarm++ | Arming state | Lock factory remote | Unlock factory remote | Any button pressed | Handbrake / Parking | Speed 10kmph | Engine running | Engine speed (RPM) | Ignition | Key inserted |
| 1                  | 2                      | 3         | 4          | 5                | 6            | 7                   | 8                     | 9                  | 10                  | 11           | 12             | 13                 | 14       | 15           |
| +                  | +                      | +         | +          | +                | +            | +                   | +                     | +                  | +                   | +            | +              | +                  | +        | +            |

| connector 10 pin |                           |                     |                    |                     |               |                   |                   |     |          |
|------------------|---------------------------|---------------------|--------------------|---------------------|---------------|-------------------|-------------------|-----|----------|
| OUT              | IN                        | IN                  | IN                 | IN                  | IN            | IN                | IN                | IN  | IN       |
| Footbrake        | Drivers door opening sim. | Turn off the engine | Turn on the engine | Turn signal control | Trunk release | Opening all doors | Closing all doors | GND | PWR +12V |
| 1                | 2                         | 3                   | 4                  | 5                   | 6             | 7                 | 8                 | 9   | 10       |
| +                | +                         | +                   | +                  | +                   | +             | +                 | +                 | +   | +        |

|                         |                              |                 |
|-------------------------|------------------------------|-----------------|
| Contr. of factory alarm | Contr.c.lock, when ign.is on | Comfort closure |
| +                       | +                            | +               |

Attention:



BMW M4 (G82)

year: 2024 →

with and without Keyless System

program №: 15189

from: 2024-02-13

| connector 8 pin |       |        |       |        |       |        |       |
|-----------------|-------|--------|-------|--------|-------|--------|-------|
| CAN H           | CAN L | CAN H  | CAN L | CAN H  | CAN L | OUT +  | OUT - |
| CAN1-H          |       | CAN1-L |       | CAN2-H |       | CAN2-L |       |
|                 |       |        |       | CAN3-H |       | CAN3-L |       |
| 1               | 2     | 3      | 4     | 5      | 6     | 7      | 8     |
| +               | +     | +      | +     | +      | +     | +      | +     |

| connector 15 pin   |                        |           |            |                  |              |                     |                       |                    |                     |              |                |                    |          |              |
|--------------------|------------------------|-----------|------------|------------------|--------------|---------------------|-----------------------|--------------------|---------------------|--------------|----------------|--------------------|----------|--------------|
| OUT                | OUT                    | OUT       | OUT        | OUT              | OUT          | OUT                 | OUT                   | OUT                | OUT                 | OUT          | OUT            | OUT                | OUT      | OUT          |
| Driver door sensor | Passengers door sensor | Trunk lid | Hood sense | Original alarm++ | Arming state | Lock factory remote | Unlock factory remote | Any button pressed | Handbrake / Parking | Speed 10kmph | Engine running | Engine speed (RPM) | Ignition | Key inserted |
| 1                  | 2                      | 3         | 4          | 5                | 6            | 7                   | 8                     | 9                  | 10                  | 11           | 12             | 13                 | 14       | 15           |
| +                  | +                      | +         | +          | +                | +            | +                   | +                     | +                  | +                   | +            | +              | +                  | +        | +            |

| connector 10 pin |                           |                     |                    |                     |               |                   |                   |     |          |
|------------------|---------------------------|---------------------|--------------------|---------------------|---------------|-------------------|-------------------|-----|----------|
| OUT              | IN                        | IN                  | IN                 | IN                  | IN            | IN                | IN                | IN  | IN       |
| Footbrake        | Drivers door opening sim. | Turn off the engine | Turn on the engine | Turn signal control | Trunk release | Opening all doors | Closing all doors | GND | PWR +12V |
| 1                | 2                         | 3                   | 4                  | 5                   | 6             | 7                 | 8                 | 9   | 10       |
| +                | +                         | +                   | +                  | +                   | +             | +                 | +                 | +   | +        |

|                         |                              |                 |
|-------------------------|------------------------------|-----------------|
| Contr. of factory alarm | Contr.c.lock, when ign.is on | Comfort closure |
| +                       | +                            | +               |

Attention:



BMW M4 (G82)

year: 2021 →

with and without Keyless System

program №: 14441

from: 2023-12-13

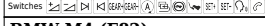
| connector 8 pin |       |        |       |        |       |        |       |
|-----------------|-------|--------|-------|--------|-------|--------|-------|
| CAN H           | CAN L | CAN H  | CAN L | CAN H  | CAN L | OUT +  | OUT - |
| CAN1-H          |       | CAN1-L |       | CAN2-H |       | CAN2-L |       |
|                 |       |        |       | CAN3-H |       | CAN3-L |       |
| 1               | 2     | 3      | 4     | 5      | 6     | 7      | 8     |
| +               | +     | +      | +     | +      | +     | +      | +     |

| connector 15 pin   |                        |           |            |                  |              |                     |                       |                    |                     |              |                |                    |          |              |
|--------------------|------------------------|-----------|------------|------------------|--------------|---------------------|-----------------------|--------------------|---------------------|--------------|----------------|--------------------|----------|--------------|
| OUT                | OUT                    | OUT       | OUT        | OUT              | OUT          | OUT                 | OUT                   | OUT                | OUT                 | OUT          | OUT            | OUT                | OUT      | OUT          |
| Driver door sensor | Passengers door sensor | Trunk lid | Hood sense | Original alarm++ | Arming state | Lock factory remote | Unlock factory remote | Any button pressed | Handbrake / Parking | Speed 10kmph | Engine running | Engine speed (RPM) | Ignition | Key inserted |
| 1                  | 2                      | 3         | 4          | 5                | 6            | 7                   | 8                     | 9                  | 10                  | 11           | 12             | 13                 | 14       | 15           |
| +                  | +                      | +         | +          | +                | +            | +                   | +                     | +                  | +                   | +            | +              | +                  | +        | +            |

| connector 10 pin |                           |                     |                    |                     |               |                   |                   |     |          |
|------------------|---------------------------|---------------------|--------------------|---------------------|---------------|-------------------|-------------------|-----|----------|
| OUT              | IN                        | IN                  | IN                 | IN                  | IN            | IN                | IN                | IN  | IN       |
| Footbrake        | Drivers door opening sim. | Turn off the engine | Turn on the engine | Turn signal control | Trunk release | Opening all doors | Closing all doors | GND | PWR +12V |
| 1                | 2                         | 3                   | 4                  | 5                   | 6             | 7                 | 8                 | 9   | 10       |
| +                | +                         | +                   | +                  | +                   | +             | +                 | +                 | +   | +        |

|                         |                              |                 |
|-------------------------|------------------------------|-----------------|
| Contr. of factory alarm | Contr.c.lock, when ign.is on | Comfort closure |
| +                       | +                            | +               |

Attention:



BMW M4 (F82)

year: 2018 →

with and without Keyless System

program №: 14843

from: 2023-08-22

| connector 8 pin |       |        |       |        |       |        |       |
|-----------------|-------|--------|-------|--------|-------|--------|-------|
| CAN H           | CAN L | CAN H  | CAN L | CAN H  | CAN L | OUT +  | OUT - |
| CAN1-H          |       | CAN1-L |       | CAN2-H |       | CAN2-L |       |
|                 |       |        |       | CAN3-H |       | CAN3-L |       |
| 1               | 2     | 3      | 4     | 5      | 6     | 7      | 8     |
| +               | +     | +      | +     | +      | +     | +      | +     |

| connector 15 pin   |                        |           |            |                  |              |                     |                       |                    |                     |              |                |                    |          |              |
|--------------------|------------------------|-----------|------------|------------------|--------------|---------------------|-----------------------|--------------------|---------------------|--------------|----------------|--------------------|----------|--------------|
| OUT                | OUT                    | OUT       | OUT        | OUT              | OUT          | OUT                 | OUT                   | OUT                | OUT                 | OUT          | OUT            | OUT                | OUT      | OUT          |
| Driver door sensor | Passengers door sensor | Trunk lid | Hood sense | Original alarm++ | Arming state | Lock factory remote | Unlock factory remote | Any button pressed | Handbrake / Parking | Speed 10kmph | Engine running | Engine speed (RPM) | Ignition | Key inserted |
| 1                  | 2                      | 3         | 4          | 5                | 6            | 7                   | 8                     | 9                  | 10                  | 11           | 12             | 13                 | 14       | 15           |
| +                  | +                      | +         | +          | +                | +            | +                   | +                     | +                  | +                   | +            | +              | +                  | +        | +            |

| connector 10 pin |                           |                     |                    |                     |               |                   |                   |     |          |
|------------------|---------------------------|---------------------|--------------------|---------------------|---------------|-------------------|-------------------|-----|----------|
| OUT              | IN                        | IN                  | IN                 | IN                  | IN            | IN                | IN                | IN  | IN       |
| Footbrake        | Drivers door opening sim. | Turn off the engine | Turn on the engine | Turn signal control | Trunk release | Opening all doors | Closing all doors | GND | PWR +12V |
| 1                | 2                         | 3                   | 4                  | 5                   | 6             | 7                 | 8                 | 9   | 10       |
| +                | +                         | +                   | +                  | +                   | +             | +                 | +                 | +   | +        |

|                         |                              |                 |
|-------------------------|------------------------------|-----------------|
| Contr. of factory alarm | Contr.c.lock, when ign.is on | Comfort closure |
| +                       | +                            | +               |

Attention:







**BMW R 1250 GS (EXCLUSIVE)** year: 2019 → program No: 13273 from: 2023-06-15

| connector 8 pin |        |        |        |        |        |       |                           | connector 15 pin        |                    |                        |           |            |                  |              |                     | connector 10 pin      |                    |                     |              |                |                    |          |              |           |                           |                     |                    |                     |               |                   |                   |     |          |
|-----------------|--------|--------|--------|--------|--------|-------|---------------------------|-------------------------|--------------------|------------------------|-----------|------------|------------------|--------------|---------------------|-----------------------|--------------------|---------------------|--------------|----------------|--------------------|----------|--------------|-----------|---------------------------|---------------------|--------------------|---------------------|---------------|-------------------|-------------------|-----|----------|
| CAN H           | CAN L  | CAN H  | CAN L  | CAN H  | CAN L  | OUT + | OUT -                     | OUT -                   | OUT -              | OUT -                  | OUT -     | OUT -      | OUT -            | OUT -        | OUT -               | OUT -                 | OUT -              | OUT +               | IN           | IN             | IN                 | IN       | IN           | IN        | IN                        |                     |                    |                     |               |                   |                   |     |          |
| CAN1-H          | CAN1-L | CAN2-H | CAN2-L | CAN3-H | CAN3-L | -     | Alternative blink control | Alt. contr. centr. lock | Driver door sensor | Passengers door sensor | Trunk lid | Hood sense | Original alarm++ | Arming state | Lock factory remote | Unlock factory remote | Any button pressed | Handbrake / Parking | Speed 10kmph | Engine running | Engine speed (RPM) | Ignition | Key inserted | Footbrake | Drivers door opening sim. | Turn off the engine | Turn on the engine | Turn signal control | Trunk release | Opening all doors | Closing all doors | GND | PWR +12V |
| 1               | 2      | 3      | 4      | 5      | 6      | 7     | 8                         | 1                       | 2                  | 3                      | 4         | 5          | 6                | 7            | 8                   | 9                     | 10                 | 11                  | 12           | 13             | 14                 | 15       | 1            | 2         | 3                         | 4                   | 5                  | 6                   | 7             | 8                 | 9                 | 10  |          |
| +               | +      |        |        |        |        |       |                           |                         |                    |                        |           |            |                  |              |                     |                       |                    |                     |              |                |                    |          |              |           |                           |                     |                    |                     |               |                   |                   |     |          |

Attention:

**BMW R 1250 RT** year: 2022 → program No: 14757 from: 2023-06-15

| connector 8 pin |        |        |        |        |        |       |                           | connector 15 pin        |                    |                        |           |            |                  |              |                     | connector 10 pin      |                    |                     |              |                |                    |          |              |           |                           |                     |                    |                     |               |                   |                   |     |          |
|-----------------|--------|--------|--------|--------|--------|-------|---------------------------|-------------------------|--------------------|------------------------|-----------|------------|------------------|--------------|---------------------|-----------------------|--------------------|---------------------|--------------|----------------|--------------------|----------|--------------|-----------|---------------------------|---------------------|--------------------|---------------------|---------------|-------------------|-------------------|-----|----------|
| CAN H           | CAN L  | CAN H  | CAN L  | CAN H  | CAN L  | OUT + | OUT -                     | OUT -                   | OUT -              | OUT -                  | OUT -     | OUT -      | OUT -            | OUT -        | OUT -               | OUT -                 | OUT -              | OUT +               | IN           | IN             | IN                 | IN       | IN           | IN        | IN                        |                     |                    |                     |               |                   |                   |     |          |
| CAN1-H          | CAN1-L | CAN2-H | CAN2-L | CAN3-H | CAN3-L | -     | Alternative blink control | Alt. contr. centr. lock | Driver door sensor | Passengers door sensor | Trunk lid | Hood sense | Original alarm++ | Arming state | Lock factory remote | Unlock factory remote | Any button pressed | Handbrake / Parking | Speed 10kmph | Engine running | Engine speed (RPM) | Ignition | Key inserted | Footbrake | Drivers door opening sim. | Turn off the engine | Turn on the engine | Turn signal control | Trunk release | Opening all doors | Closing all doors | GND | PWR +12V |
| 1               | 2      | 3      | 4      | 5      | 6      | 7     | 8                         | 1                       | 2                  | 3                      | 4         | 5          | 6                | 7            | 8                   | 9                     | 10                 | 11                  | 12           | 13             | 14                 | 15       | 1            | 2         | 3                         | 4                   | 5                  | 6                   | 7             | 8                 | 9                 | 10  |          |
| +               | +      |        |        |        |        |       |                           |                         |                    |                        |           |            |                  |              |                     |                       |                    |                     |              |                |                    |          |              |           |                           |                     |                    |                     |               |                   |                   |     |          |

Attention:

**BMW X1 (U11)** year: 2023 → with and without Keyless System program No: 14423 from: 2023-05-24

| connector 8 pin |        |        |        |        |        |       |                           | connector 15 pin        |                    |                        |           |            |                  |              |                     | connector 10 pin      |                    |                     |              |                |                    |          |              |           |                           |                     |                    |                     |               |                   |                   |     |          |
|-----------------|--------|--------|--------|--------|--------|-------|---------------------------|-------------------------|--------------------|------------------------|-----------|------------|------------------|--------------|---------------------|-----------------------|--------------------|---------------------|--------------|----------------|--------------------|----------|--------------|-----------|---------------------------|---------------------|--------------------|---------------------|---------------|-------------------|-------------------|-----|----------|
| CAN H           | CAN L  | CAN H  | CAN L  | CAN H  | CAN L  | OUT + | OUT -                     | OUT -                   | OUT -              | OUT -                  | OUT -     | OUT -      | OUT -            | OUT -        | OUT -               | OUT -                 | OUT -              | OUT +               | IN           | IN             | IN                 | IN       | IN           | IN        | IN                        |                     |                    |                     |               |                   |                   |     |          |
| CAN1-H          | CAN1-L | CAN2-H | CAN2-L | CAN3-H | CAN3-L | -     | Alternative blink control | Alt. contr. centr. lock | Driver door sensor | Passengers door sensor | Trunk lid | Hood sense | Original alarm++ | Arming state | Lock factory remote | Unlock factory remote | Any button pressed | Handbrake / Parking | Speed 10kmph | Engine running | Engine speed (RPM) | Ignition | Key inserted | Footbrake | Drivers door opening sim. | Turn off the engine | Turn on the engine | Turn signal control | Trunk release | Opening all doors | Closing all doors | GND | PWR +12V |
| 1               | 2      | 3      | 4      | 5      | 6      | 7     | 8                         | 1                       | 2                  | 3                      | 4         | 5          | 6                | 7            | 8                   | 9                     | 10                 | 11                  | 12           | 13             | 14                 | 15       | 1            | 2         | 3                         | 4                   | 5                  | 6                   | 7             | 8                 | 9                 | 10  |          |
| +               | +      |        |        |        |        |       |                           |                         |                    |                        |           |            |                  |              |                     |                       |                    |                     |              |                |                    |          |              |           |                           |                     |                    |                     |               |                   |                   |     |          |

Attention:

**BMW X1 (F48)** year: 2020 → with and without Keyless System program No: 14881 from: 2023-09-13

| connector 8 pin |        |        |        |        |        |       |                           | connector 15 pin        |                    |                        |           |            |                  |              |                     | connector 10 pin      |                    |                     |              |                |                    |          |              |           |                           |                     |                    |                     |               |                   |                   |     |          |
|-----------------|--------|--------|--------|--------|--------|-------|---------------------------|-------------------------|--------------------|------------------------|-----------|------------|------------------|--------------|---------------------|-----------------------|--------------------|---------------------|--------------|----------------|--------------------|----------|--------------|-----------|---------------------------|---------------------|--------------------|---------------------|---------------|-------------------|-------------------|-----|----------|
| CAN H           | CAN L  | CAN H  | CAN L  | CAN H  | CAN L  | OUT + | OUT -                     | OUT -                   | OUT -              | OUT -                  | OUT -     | OUT -      | OUT -            | OUT -        | OUT -               | OUT -                 | OUT -              | OUT +               | IN           | IN             | IN                 | IN       | IN           | IN        | IN                        |                     |                    |                     |               |                   |                   |     |          |
| CAN1-H          | CAN1-L | CAN2-H | CAN2-L | CAN3-H | CAN3-L | -     | Alternative blink control | Alt. contr. centr. lock | Driver door sensor | Passengers door sensor | Trunk lid | Hood sense | Original alarm++ | Arming state | Lock factory remote | Unlock factory remote | Any button pressed | Handbrake / Parking | Speed 10kmph | Engine running | Engine speed (RPM) | Ignition | Key inserted | Footbrake | Drivers door opening sim. | Turn off the engine | Turn on the engine | Turn signal control | Trunk release | Opening all doors | Closing all doors | GND | PWR +12V |
| 1               | 2      | 3      | 4      | 5      | 6      | 7     | 8                         | 1                       | 2                  | 3                      | 4         | 5          | 6                | 7            | 8                   | 9                     | 10                 | 11                  | 12           | 13             | 14                 | 15       | 1            | 2         | 3                         | 4                   | 5                  | 6                   | 7             | 8                 | 9                 | 10  |          |
| +               | +      |        |        |        |        |       |                           |                         |                    |                        |           |            |                  |              |                     |                       |                    |                     |              |                |                    |          |              |           |                           |                     |                    |                     |               |                   |                   |     |          |

Attention:

**BMW X1 (F48) (Hybrid) (Plug-in)** year: 2020 → with and without Keyless System program No: 14898 from: 2023-09-14

| connector 8 pin |        |        |        |        |        |       |                           | connector 15 pin        |                    |                        |           |            |                  |              |                     | connector 10 pin      |                    |                     |              |                |                    |          |              |           |                           |                     |                    |                     |               |                   |                   |     |          |
|-----------------|--------|--------|--------|--------|--------|-------|---------------------------|-------------------------|--------------------|------------------------|-----------|------------|------------------|--------------|---------------------|-----------------------|--------------------|---------------------|--------------|----------------|--------------------|----------|--------------|-----------|---------------------------|---------------------|--------------------|---------------------|---------------|-------------------|-------------------|-----|----------|
| CAN H           | CAN L  | CAN H  | CAN L  | CAN H  | CAN L  | OUT + | OUT -                     | OUT -                   | OUT -              | OUT -                  | OUT -     | OUT -      | OUT -            | OUT -        | OUT -               | OUT -                 | OUT -              | OUT +               | IN           | IN             | IN                 | IN       | IN           | IN        | IN                        |                     |                    |                     |               |                   |                   |     |          |
| CAN1-H          | CAN1-L | CAN2-H | CAN2-L | CAN3-H | CAN3-L | -     | Alternative blink control | Alt. contr. centr. lock | Driver door sensor | Passengers door sensor | Trunk lid | Hood sense | Original alarm++ | Arming state | Lock factory remote | Unlock factory remote | Any button pressed | Handbrake / Parking | Speed 10kmph | Engine running | Engine speed (RPM) | Ignition | Key inserted | Footbrake | Drivers door opening sim. | Turn off the engine | Turn on the engine | Turn signal control | Trunk release | Opening all doors | Closing all doors | GND | PWR +12V |
| 1               | 2      | 3      | 4      | 5      | 6      | 7     | 8                         | 1                       | 2                  | 3                      | 4         | 5          | 6                | 7            | 8                   | 9                     | 10                 | 11                  | 12           | 13             | 14                 | 15       | 1            | 2         | 3                         | 4                   | 5                  | 6                   | 7             | 8                 | 9                 | 10  |          |
| +               | +      |        |        |        |        |       |                           |                         |                    |                        |           |            |                  |              |                     |                       |                    |                     |              |                |                    |          |              |           |                           |                     |                    |                     |               |                   |                   |     |          |

Attention:

| BMW X1 (F48)    |        |        |        |        |        |                           |                         |                    |                        | year: 2015 → |            |                  |              |                     |                       |                    |                     |              |                | with and without Keyless System |          |              |           |                           |                     |                    |                     |               |                   | program No: 14659 |     |          |                         |                              |                 |    |    |   |   | from: 2023-05-24 |   |   |   |   |   |   |   |   |  |
|-----------------|--------|--------|--------|--------|--------|---------------------------|-------------------------|--------------------|------------------------|--------------|------------|------------------|--------------|---------------------|-----------------------|--------------------|---------------------|--------------|----------------|---------------------------------|----------|--------------|-----------|---------------------------|---------------------|--------------------|---------------------|---------------|-------------------|-------------------|-----|----------|-------------------------|------------------------------|-----------------|----|----|---|---|------------------|---|---|---|---|---|---|---|---|--|
| connector 8 pin |        |        |        |        |        |                           |                         | OUT +              |                        | OUT -        |            | connector 15 pin |              |                     |                       |                    |                     |              |                | OUT +                           |          | OUT -        |           | connector 10 pin          |                     |                    |                     |               |                   |                   |     | OUT +    |                         | OUT -                        |                 |    |    |   |   |                  |   |   |   |   |   |   |   |   |  |
| CAN H           | CAN L  | CAN H  | CAN L  | CAN H  | CAN L  | CAN H                     | CAN L                   | OUT +              | OUT -                  | OUT          | OUT        | OUT              | OUT          | OUT                 | OUT                   | OUT                | OUT                 | OUT +        | OUT -          | OUT                             | IN       | IN           | IN        | IN                        | IN                  | IN                 | IN                  | OUT +         | OUT -             | OUT               | IN  | IN       | IN                      | IN                           | IN              | IN | IN |   |   |                  |   |   |   |   |   |   |   |   |  |
| CAN1-H          | CAN1-L | CAN2-H | CAN2-L | CAN3-H | CAN3-L | Alternative blink control | Alt. contr. centr. lock | Driver door sensor | Passengers door sensor | Trunk lid    | Hood sense | Original alarm++ | Arming state | Lock factory remote | Unlock factory remote | Any button pressed | Handbrake / Parking | Speed 10kmph | Engine running | Engine speed (RPM)              | Ignition | Key inserted | Footbrake | Drivers door opening sim. | Turn off the engine | Turn on the engine | Turn signal control | Trunk release | Opening all doors | Closing all doors | GND | PWR +12V | Contr. of factory alarm | Contr.c.lock. when ign.is on | Comfort closure |    |    |   |   |                  |   |   |   |   |   |   |   |   |  |
| 1               | 2      | 3      | 4      | 5      | 6      | 7                         | 8                       | 1                  | 2                      | 3            | 4          | 5                | 6            | 7                   | 8                     | 9                  | 10                  | 11           | 12             | 13                              | 14       | 15           | 1         | 2                         | 3                   | 4                  | 5                   | 6             | 7                 | 8                 | 9   | 10       | 1                       | 2                            | 3               | 4  | 5  | 6 | 7 | 8                | 1 | 2 | 3 | 4 | 5 | 6 | 7 | 8 |  |
| +               | +      | +      | +      | +      | +      | +                         | +                       | +                  | +                      | +            | +          | +                | +            | +                   | +                     | +                  | +                   | +            | +              | +                               | +        | +            | +         | +                         | +                   | +                  | +                   | +             | +                 | +                 | +   | +        | +                       | +                            | +               | +  | +  | + | + | +                | + | + | + | + | + | + | + | + |  |

Attention:



| BMW X1 (E84)    |        |        |        |        |        |                           |                         |                    |                        | year: 2009 → |            |                  |              |                     |                       |                    |                     |              |                | without Keyless System |          |              |           |                           |                     |                    |                     |               |                   | program No: 11118 |     |          |                         |                              |                 |    |    |   |   | from: 2020-11-19 |   |   |   |   |   |   |   |   |  |
|-----------------|--------|--------|--------|--------|--------|---------------------------|-------------------------|--------------------|------------------------|--------------|------------|------------------|--------------|---------------------|-----------------------|--------------------|---------------------|--------------|----------------|------------------------|----------|--------------|-----------|---------------------------|---------------------|--------------------|---------------------|---------------|-------------------|-------------------|-----|----------|-------------------------|------------------------------|-----------------|----|----|---|---|------------------|---|---|---|---|---|---|---|---|--|
| connector 8 pin |        |        |        |        |        |                           |                         | OUT +              |                        | OUT -        |            | connector 15 pin |              |                     |                       |                    |                     |              |                | OUT +                  |          | OUT -        |           | connector 10 pin          |                     |                    |                     |               |                   |                   |     | OUT +    |                         | OUT -                        |                 |    |    |   |   |                  |   |   |   |   |   |   |   |   |  |
| CAN H           | CAN L  | CAN H  | CAN L  | CAN H  | CAN L  | CAN H                     | CAN L                   | OUT +              | OUT -                  | OUT          | OUT        | OUT              | OUT          | OUT                 | OUT                   | OUT                | OUT                 | OUT +        | OUT -          | OUT                    | IN       | IN           | IN        | IN                        | IN                  | IN                 | IN                  | OUT +         | OUT -             | OUT               | IN  | IN       | IN                      | IN                           | IN              | IN | IN |   |   |                  |   |   |   |   |   |   |   |   |  |
| CAN1-H          | CAN1-L | CAN2-H | CAN2-L | CAN3-H | CAN3-L | Alternative blink control | Alt. contr. centr. lock | Driver door sensor | Passengers door sensor | Trunk lid    | Hood sense | Original alarm++ | Arming state | Lock factory remote | Unlock factory remote | Any button pressed | Handbrake / Parking | Speed 10kmph | Engine running | Engine speed (RPM)     | Ignition | Key inserted | Footbrake | Drivers door opening sim. | Turn off the engine | Turn on the engine | Turn signal control | Trunk release | Opening all doors | Closing all doors | GND | PWR +12V | Contr. of factory alarm | Contr.c.lock. when ign.is on | Comfort closure |    |    |   |   |                  |   |   |   |   |   |   |   |   |  |
| 1               | 2      | 3      | 4      | 5      | 6      | 7                         | 8                       | 1                  | 2                      | 3            | 4          | 5                | 6            | 7                   | 8                     | 9                  | 10                  | 11           | 12             | 13                     | 14       | 15           | 1         | 2                         | 3                   | 4                  | 5                   | 6             | 7                 | 8                 | 9   | 10       | 1                       | 2                            | 3               | 4  | 5  | 6 | 7 | 8                | 1 | 2 | 3 | 4 | 5 | 6 | 7 | 8 |  |
| +               | +      | +      | +      | +      | +      | +                         | +                       | +                  | +                      | +            | +          | +                | +            | +                   | +                     | +                  | +                   | +            | +              | +                      | +        | +            | +         | +                         | +                   | +                  | +                   | +             | +                 | +                 | +   | +        | +                       | +                            | +               | +  | +  | + | + | +                | + | + | + | + | + | + | + | + |  |

Attention:



| BMW X1 (E84) (Keyless) |        |        |        |        |        |                           |                         |                    |                        | year: 2009 → |            |                  |              |                     |                       |                    |                     |              |                | with Keyless System |          |              |           |                           |                     |                    |                     |               |                   | program No: 11137 |     |          |                         |                              |                 |    |    |   |   | from: 2020-11-19 |   |   |   |   |   |   |   |   |  |
|------------------------|--------|--------|--------|--------|--------|---------------------------|-------------------------|--------------------|------------------------|--------------|------------|------------------|--------------|---------------------|-----------------------|--------------------|---------------------|--------------|----------------|---------------------|----------|--------------|-----------|---------------------------|---------------------|--------------------|---------------------|---------------|-------------------|-------------------|-----|----------|-------------------------|------------------------------|-----------------|----|----|---|---|------------------|---|---|---|---|---|---|---|---|--|
| connector 8 pin        |        |        |        |        |        |                           |                         | OUT +              |                        | OUT -        |            | connector 15 pin |              |                     |                       |                    |                     |              |                | OUT +               |          | OUT -        |           | connector 10 pin          |                     |                    |                     |               |                   |                   |     | OUT +    |                         | OUT -                        |                 |    |    |   |   |                  |   |   |   |   |   |   |   |   |  |
| CAN H                  | CAN L  | CAN H  | CAN L  | CAN H  | CAN L  | CAN H                     | CAN L                   | OUT +              | OUT -                  | OUT          | OUT        | OUT              | OUT          | OUT                 | OUT                   | OUT                | OUT                 | OUT +        | OUT -          | OUT                 | IN       | IN           | IN        | IN                        | IN                  | IN                 | IN                  | OUT +         | OUT -             | OUT               | IN  | IN       | IN                      | IN                           | IN              | IN | IN |   |   |                  |   |   |   |   |   |   |   |   |  |
| CAN1-H                 | CAN1-L | CAN2-H | CAN2-L | CAN3-H | CAN3-L | Alternative blink control | Alt. contr. centr. lock | Driver door sensor | Passengers door sensor | Trunk lid    | Hood sense | Original alarm++ | Arming state | Lock factory remote | Unlock factory remote | Any button pressed | Handbrake / Parking | Speed 10kmph | Engine running | Engine speed (RPM)  | Ignition | Key inserted | Footbrake | Drivers door opening sim. | Turn off the engine | Turn on the engine | Turn signal control | Trunk release | Opening all doors | Closing all doors | GND | PWR +12V | Contr. of factory alarm | Contr.c.lock. when ign.is on | Comfort closure |    |    |   |   |                  |   |   |   |   |   |   |   |   |  |
| 1                      | 2      | 3      | 4      | 5      | 6      | 7                         | 8                       | 1                  | 2                      | 3            | 4          | 5                | 6            | 7                   | 8                     | 9                  | 10                  | 11           | 12             | 13                  | 14       | 15           | 1         | 2                         | 3                   | 4                  | 5                   | 6             | 7                 | 8                 | 9   | 10       | 1                       | 2                            | 3               | 4  | 5  | 6 | 7 | 8                | 1 | 2 | 3 | 4 | 5 | 6 | 7 | 8 |  |
| +                      | +      | +      | +      | +      | +      | +                         | +                       | +                  | +                      | +            | +          | +                | +            | +                   | +                     | +                  | +                   | +            | +              | +                   | +        | +            | +         | +                         | +                   | +                  | +                   | +             | +                 | +                 | +   | +        | +                       | +                            | +               | +  | +  | + | + | +                | + | + | + | + | + | + | + | + |  |

Attention:



| BMW X2 (U10)    |        |        |        |        |        |                           |                         |                    |                        | year: 2024 → |            |                  |              |                     |                       |                    |                     |              |                | with and without Keyless System |          |              |           |                           |                     |                    |                     |               |                   | program No: 15216 |     |          |                         |                              |                 |    |    |   |   | from: 2024-03-07 |   |   |   |   |   |   |   |   |  |
|-----------------|--------|--------|--------|--------|--------|---------------------------|-------------------------|--------------------|------------------------|--------------|------------|------------------|--------------|---------------------|-----------------------|--------------------|---------------------|--------------|----------------|---------------------------------|----------|--------------|-----------|---------------------------|---------------------|--------------------|---------------------|---------------|-------------------|-------------------|-----|----------|-------------------------|------------------------------|-----------------|----|----|---|---|------------------|---|---|---|---|---|---|---|---|--|
| connector 8 pin |        |        |        |        |        |                           |                         | OUT +              |                        | OUT -        |            | connector 15 pin |              |                     |                       |                    |                     |              |                | OUT +                           |          | OUT -        |           | connector 10 pin          |                     |                    |                     |               |                   |                   |     | OUT +    |                         | OUT -                        |                 |    |    |   |   |                  |   |   |   |   |   |   |   |   |  |
| CAN H           | CAN L  | CAN H  | CAN L  | CAN H  | CAN L  | CAN H                     | CAN L                   | OUT +              | OUT -                  | OUT          | OUT        | OUT              | OUT          | OUT                 | OUT                   | OUT                | OUT                 | OUT +        | OUT -          | OUT                             | IN       | IN           | IN        | IN                        | IN                  | IN                 | IN                  | OUT +         | OUT -             | OUT               | IN  | IN       | IN                      | IN                           | IN              | IN | IN |   |   |                  |   |   |   |   |   |   |   |   |  |
| CAN1-H          | CAN1-L | CAN2-H | CAN2-L | CAN3-H | CAN3-L | Alternative blink control | Alt. contr. centr. lock | Driver door sensor | Passengers door sensor | Trunk lid    | Hood sense | Original alarm++ | Arming state | Lock factory remote | Unlock factory remote | Any button pressed | Handbrake / Parking | Speed 10kmph | Engine running | Engine speed (RPM)              | Ignition | Key inserted | Footbrake | Drivers door opening sim. | Turn off the engine | Turn on the engine | Turn signal control | Trunk release | Opening all doors | Closing all doors | GND | PWR +12V | Contr. of factory alarm | Contr.c.lock. when ign.is on | Comfort closure |    |    |   |   |                  |   |   |   |   |   |   |   |   |  |
| 1               | 2      | 3      | 4      | 5      | 6      | 7                         | 8                       | 1                  | 2                      | 3            | 4          | 5                | 6            | 7                   | 8                     | 9                  | 10                  | 11           | 12             | 13                              | 14       | 15           | 1         | 2                         | 3                   | 4                  | 5                   | 6             | 7                 | 8                 | 9   | 10       | 1                       | 2                            | 3               | 4  | 5  | 6 | 7 | 8                | 1 | 2 | 3 | 4 | 5 | 6 | 7 | 8 |  |
| +               | +      | +      | +      | +      | +      | +                         | +                       | +                  | +                      | +            | +          | +                | +            | +                   | +                     | +                  | +                   | +            | +              | +                               | +        | +            | +         | +                         | +                   | +                  | +                   | +             | +                 | +                 | +   | +        | +                       | +                            | +               | +  | +  | + | + | +                | + | + | + | + | + | + | + | + |  |

Attention:



| BMW X2 (F39)    |        |        |        |        |        |                           |                         |                    |                        | year: 2018 → |            |                  |              |                     |                       |                    |                     |              |                | with and without Keyless System |          |              |           |                           |                     |                    |                     |               |                   | program No: 14485 |     |          |                         |                              |                 |    |    |   |   | from: 2023-09-07 |   |   |   |   |   |   |   |   |  |
|-----------------|--------|--------|--------|--------|--------|---------------------------|-------------------------|--------------------|------------------------|--------------|------------|------------------|--------------|---------------------|-----------------------|--------------------|---------------------|--------------|----------------|---------------------------------|----------|--------------|-----------|---------------------------|---------------------|--------------------|---------------------|---------------|-------------------|-------------------|-----|----------|-------------------------|------------------------------|-----------------|----|----|---|---|------------------|---|---|---|---|---|---|---|---|--|
| connector 8 pin |        |        |        |        |        |                           |                         | OUT +              |                        | OUT -        |            | connector 15 pin |              |                     |                       |                    |                     |              |                | OUT +                           |          | OUT -        |           | connector 10 pin          |                     |                    |                     |               |                   |                   |     | OUT +    |                         | OUT -                        |                 |    |    |   |   |                  |   |   |   |   |   |   |   |   |  |
| CAN H           | CAN L  | CAN H  | CAN L  | CAN H  | CAN L  | CAN H                     | CAN L                   | OUT +              | OUT -                  | OUT          | OUT        | OUT              | OUT          | OUT                 | OUT                   | OUT                | OUT                 | OUT +        | OUT -          | OUT                             | IN       | IN           | IN        | IN                        | IN                  | IN                 | IN                  | OUT +         | OUT -             | OUT               | IN  | IN       | IN                      | IN                           | IN              | IN | IN |   |   |                  |   |   |   |   |   |   |   |   |  |
| CAN1-H          | CAN1-L | CAN2-H | CAN2-L | CAN3-H | CAN3-L | Alternative blink control | Alt. contr. centr. lock | Driver door sensor | Passengers door sensor | Trunk lid    | Hood sense | Original alarm++ | Arming state | Lock factory remote | Unlock factory remote | Any button pressed | Handbrake / Parking | Speed 10kmph | Engine running | Engine speed (RPM)              | Ignition | Key inserted | Footbrake | Drivers door opening sim. | Turn off the engine | Turn on the engine | Turn signal control | Trunk release | Opening all doors | Closing all doors | GND | PWR +12V | Contr. of factory alarm | Contr.c.lock. when ign.is on | Comfort closure |    |    |   |   |                  |   |   |   |   |   |   |   |   |  |
| 1               | 2      | 3      | 4      | 5      | 6      | 7                         | 8                       | 1                  | 2                      | 3            | 4          | 5                | 6            | 7                   | 8                     | 9                  | 10                  | 11           | 12             | 13                              | 14       | 15           | 1         | 2                         | 3                   | 4                  | 5                   | 6             | 7                 | 8                 | 9   | 10       | 1                       | 2                            | 3               | 4  | 5  | 6 | 7 | 8                | 1 | 2 | 3 | 4 | 5 | 6 | 7 | 8 |  |
| +               | +      | +      | +      | +      | +      | +                         | +                       | +                  | +                      | +            | +          | +                | +            | +                   | +                     | +                  | +                   | +            | +              | +                               | +        | +            | +         | +                         | +                   | +                  | +                   | +             | +                 | +                 | +   | +        | +                       | +                            | +               | +  | +  | + | + | +                | + | + | + | + | + | + | + | + |  |

Attention:



**BMW X3 (G01) (Hybrid) (Plug-in)**

year: 2022 →

with and without Keyless System

program #: 14813

from: 2023-09-13

| connector 8 pin |        |        |        |        |        |                           |                         |
|-----------------|--------|--------|--------|--------|--------|---------------------------|-------------------------|
| CAN H           | CAN L  | CAN H  | CAN L  | CAN H  | CAN L  | OUT +                     | OUT -                   |
| CAN1-H          | CAN1-L | CAN2-H | CAN2-L | CAN3-H | CAN3-L | Alternative blink control | Alt. contr. centr. lock |
| 1               | 2      | 3      | 4      | 5      | 6      | 7                         | 8                       |
| +               | +      | +      | +      | +      | +      | +                         | +                       |

Attention:

Switches [icons]

**BMW X3 (G01)**

year: 2022 →

with and without Keyless System

program #: 14478

from: 2023-12-12

| connector 8 pin |        |        |        |        |        |                           |                         |
|-----------------|--------|--------|--------|--------|--------|---------------------------|-------------------------|
| CAN H           | CAN L  | CAN H  | CAN L  | CAN H  | CAN L  | OUT +                     | OUT -                   |
| CAN1-H          | CAN1-L | CAN2-H | CAN2-L | CAN3-H | CAN3-L | Alternative blink control | Alt. contr. centr. lock |
| 1               | 2      | 3      | 4      | 5      | 6      | 7                         | 8                       |
| +               | +      | +      | +      | +      | +      | +                         | +                       |

Attention:

Switches [icons]

**BMW X3 (G01)**

year: 2018 →

with and without Keyless System

program #: 12421

from: 2023-05-24

| connector 8 pin |        |        |        |        |        |                           |                         |
|-----------------|--------|--------|--------|--------|--------|---------------------------|-------------------------|
| CAN H           | CAN L  | CAN H  | CAN L  | CAN H  | CAN L  | OUT +                     | OUT -                   |
| CAN1-H          | CAN1-L | CAN2-H | CAN2-L | CAN3-H | CAN3-L | Alternative blink control | Alt. contr. centr. lock |
| 1               | 2      | 3      | 4      | 5      | 6      | 7                         | 8                       |
| +               | +      | +      | +      | +      | +      | +                         | +                       |

Attention:

Switches [icons]

**BMW X3 (F25)**

year: 2010 →

with and without Keyless System

program #: 14834

from: 2023-09-12

| connector 8 pin |        |        |        |        |        |                           |                         |
|-----------------|--------|--------|--------|--------|--------|---------------------------|-------------------------|
| CAN H           | CAN L  | CAN H  | CAN L  | CAN H  | CAN L  | OUT +                     | OUT -                   |
| CAN1-H          | CAN1-L | CAN2-H | CAN2-L | CAN3-H | CAN3-L | Alternative blink control | Alt. contr. centr. lock |
| 1               | 2      | 3      | 4      | 5      | 6      | 7                         | 8                       |
| +               | +      | +      | +      | +      | +      | +                         | +                       |

Attention:

Switches [icons]

**BMW X4 (G02)**

year: 2022 →

with and without Keyless System

program #: 14669

from: 2023-09-11

| connector 8 pin |        |        |        |        |        |                           |                         |
|-----------------|--------|--------|--------|--------|--------|---------------------------|-------------------------|
| CAN H           | CAN L  | CAN H  | CAN L  | CAN H  | CAN L  | OUT +                     | OUT -                   |
| CAN1-H          | CAN1-L | CAN2-H | CAN2-L | CAN3-H | CAN3-L | Alternative blink control | Alt. contr. centr. lock |
| 1               | 2      | 3      | 4      | 5      | 6      | 7                         | 8                       |
| +               | +      | +      | +      | +      | +      | +                         | +                       |

Attention:

Switches [icons]

| connector 15 pin   |                        |           |            |                  |              |                     |                       |                    |                     |              |                |                    |          |              |
|--------------------|------------------------|-----------|------------|------------------|--------------|---------------------|-----------------------|--------------------|---------------------|--------------|----------------|--------------------|----------|--------------|
| OUT                | OUT                    | OUT       | OUT        | OUT              | OUT          | OUT                 | OUT                   | OUT                | OUT                 | OUT          | OUT            | OUT                | OUT      | OUT          |
| Driver door sensor | Passengers door sensor | Trunk lid | Hood sense | Original alarm++ | Arming state | Lock factory remote | Unlock factory remote | Any button pressed | Handbrake / Parking | Speed 10kmph | Engine running | Engine speed (RPM) | Ignition | Key inserted |
| 1                  | 2                      | 3         | 4          | 5                | 6            | 7                   | 8                     | 9                  | 10                  | 11           | 12             | 13                 | 14       | 15           |
| +                  | +                      | +         | +          | +                | +            | +                   | +                     | +                  | +                   | +            | +              | +                  | +        | +            |

| connector 10 pin |                           |                     |                    |                     |               |                   |                   |     |          |
|------------------|---------------------------|---------------------|--------------------|---------------------|---------------|-------------------|-------------------|-----|----------|
| OUT              | IN                        | IN                  | IN                 | IN                  | IN            | IN                | IN                | IN  | IN       |
| Footbrake        | Drivers door opening sim. | Turn off the engine | Turn on the engine | Turn signal control | Trunk release | Opening all doors | Closing all doors | GND | PWR +12V |
| 1                | 2                         | 3                   | 4                  | 5                   | 6             | 7                 | 8                 | 9   | 10       |
| +                | +                         | +                   | +                  | +                   | +             | +                 | +                 | +   | +        |

|                         |                              |                 |
|-------------------------|------------------------------|-----------------|
| Contr. of factory alarm | Contr.c.lock. when ign.is on | Comfort closure |
| +                       | +                            | +               |

| connector 15 pin   |                        |           |            |                  |              |                     |                       |                    |                     |              |                |                    |          |              |
|--------------------|------------------------|-----------|------------|------------------|--------------|---------------------|-----------------------|--------------------|---------------------|--------------|----------------|--------------------|----------|--------------|
| OUT                | OUT                    | OUT       | OUT        | OUT              | OUT          | OUT                 | OUT                   | OUT                | OUT                 | OUT          | OUT            | OUT                | OUT      | OUT          |
| Driver door sensor | Passengers door sensor | Trunk lid | Hood sense | Original alarm++ | Arming state | Lock factory remote | Unlock factory remote | Any button pressed | Handbrake / Parking | Speed 10kmph | Engine running | Engine speed (RPM) | Ignition | Key inserted |
| 1                  | 2                      | 3         | 4          | 5                | 6            | 7                   | 8                     | 9                  | 10                  | 11           | 12             | 13                 | 14       | 15           |
| +                  | +                      | +         | +          | +                | +            | +                   | +                     | +                  | +                   | +            | +              | +                  | +        | +            |

| connector 10 pin |                           |                     |                    |                     |               |                   |                   |     |          |
|------------------|---------------------------|---------------------|--------------------|---------------------|---------------|-------------------|-------------------|-----|----------|
| OUT              | IN                        | IN                  | IN                 | IN                  | IN            | IN                | IN                | IN  | IN       |
| Footbrake        | Drivers door opening sim. | Turn off the engine | Turn on the engine | Turn signal control | Trunk release | Opening all doors | Closing all doors | GND | PWR +12V |
| 1                | 2                         | 3                   | 4                  | 5                   | 6             | 7                 | 8                 | 9   | 10       |
| +                | +                         | +                   | +                  | +                   | +             | +                 | +                 | +   | +        |

|                         |                              |                 |
|-------------------------|------------------------------|-----------------|
| Contr. of factory alarm | Contr.c.lock. when ign.is on | Comfort closure |
| +                       | +                            | +               |

| connector 15 pin   |                        |           |            |                  |              |                     |                       |                    |                     |              |                |                    |          |              |
|--------------------|------------------------|-----------|------------|------------------|--------------|---------------------|-----------------------|--------------------|---------------------|--------------|----------------|--------------------|----------|--------------|
| OUT                | OUT                    | OUT       | OUT        | OUT              | OUT          | OUT                 | OUT                   | OUT                | OUT                 | OUT          | OUT            | OUT                | OUT      | OUT          |
| Driver door sensor | Passengers door sensor | Trunk lid | Hood sense | Original alarm++ | Arming state | Lock factory remote | Unlock factory remote | Any button pressed | Handbrake / Parking | Speed 10kmph | Engine running | Engine speed (RPM) | Ignition | Key inserted |
| 1                  | 2                      | 3         | 4          | 5                | 6            | 7                   | 8                     | 9                  | 10                  | 11           | 12             | 13                 | 14       | 15           |
| +                  | +                      | +         | +          | +                | +            | +                   | +                     | +                  | +                   | +            | +              | +                  | +        | +            |

| connector 10 pin |                           |                     |                    |                     |               |                   |                   |     |          |
|------------------|---------------------------|---------------------|--------------------|---------------------|---------------|-------------------|-------------------|-----|----------|
| OUT              | IN                        | IN                  | IN                 | IN                  | IN            | IN                | IN                | IN  | IN       |
| Footbrake        | Drivers door opening sim. | Turn off the engine | Turn on the engine | Turn signal control | Trunk release | Opening all doors | Closing all doors | GND | PWR +12V |
| 1                | 2                         | 3                   | 4                  | 5                   | 6             | 7                 | 8                 | 9   | 10       |
| +                | +                         | +                   | +                  | +                   | +             | +                 | +                 | +   | +        |

|                         |                              |                 |
|-------------------------|------------------------------|-----------------|
| Contr. of factory alarm | Contr.c.lock. when ign.is on | Comfort closure |
| +                       | +                            | +               |

| connector 15 pin   |                        |           |            |                  |              |                     |                       |                    |                     |              |                |                    |          |              |
|--------------------|------------------------|-----------|------------|------------------|--------------|---------------------|-----------------------|--------------------|---------------------|--------------|----------------|--------------------|----------|--------------|
| OUT                | OUT                    | OUT       | OUT        | OUT              | OUT          | OUT                 | OUT                   | OUT                | OUT                 | OUT          | OUT            | OUT                | OUT      | OUT          |
| Driver door sensor | Passengers door sensor | Trunk lid | Hood sense | Original alarm++ | Arming state | Lock factory remote | Unlock factory remote | Any button pressed | Handbrake / Parking | Speed 10kmph | Engine running | Engine speed (RPM) | Ignition | Key inserted |
| 1                  | 2                      | 3         | 4          | 5                | 6            | 7                   | 8                     | 9                  | 10                  | 11           | 12             | 13                 | 14       | 15           |
| +                  | +                      | +         | +          | +                | +            | +                   | +                     | +                  | +                   | +            | +              | +                  | +        | +            |

| connector 10 pin |                           |                     |                    |                     |               |                   |                   |     |          |
|------------------|---------------------------|---------------------|--------------------|---------------------|---------------|-------------------|-------------------|-----|----------|
| OUT              | IN                        | IN                  | IN                 | IN                  | IN            | IN                | IN                | IN  | IN       |
| Footbrake        | Drivers door opening sim. | Turn off the engine | Turn on the engine | Turn signal control | Trunk release | Opening all doors | Closing all doors | GND | PWR +12V |
| 1                | 2                         | 3                   | 4                  | 5                   | 6             | 7                 | 8                 | 9   | 10       |
| +                | +                         | +                   | +                  | +                   | +             | +                 | +                 | +   | +        |

|                         |                              |                 |
|-------------------------|------------------------------|-----------------|
| Contr. of factory alarm | Contr.c.lock. when ign.is on | Comfort closure |
| +                       | +                            | +               |

| connector 15 pin   |                        |           |            |                  |              |                     |                       |                    |                     |              |                |                    |          |              |
|--------------------|------------------------|-----------|------------|------------------|--------------|---------------------|-----------------------|--------------------|---------------------|--------------|----------------|--------------------|----------|--------------|
| OUT                | OUT                    | OUT       | OUT        | OUT              | OUT          | OUT                 | OUT                   | OUT                | OUT                 | OUT          | OUT            | OUT                | OUT      | OUT          |
| Driver door sensor | Passengers door sensor | Trunk lid | Hood sense | Original alarm++ | Arming state | Lock factory remote | Unlock factory remote | Any button pressed | Handbrake / Parking | Speed 10kmph | Engine running | Engine speed (RPM) | Ignition | Key inserted |
| 1                  | 2                      | 3         | 4          | 5                | 6            | 7                   | 8                     | 9                  | 10                  | 11           | 12             | 13                 | 14       | 15           |
| +                  | +                      | +         | +          | +                | +            | +                   | +                     | +                  | +                   | +            | +              | +                  | +        | +            |

| connector 10 pin |                           |                     |                    |                     |               |                   |                   |     |          |
|------------------|---------------------------|---------------------|--------------------|---------------------|---------------|-------------------|-------------------|-----|----------|
| OUT              | IN                        | IN                  | IN                 | IN                  | IN            | IN                | IN                | IN  | IN       |
| Footbrake        | Drivers door opening sim. | Turn off the engine | Turn on the engine | Turn signal control | Trunk release | Opening all doors | Closing all doors | GND | PWR +12V |
| 1                | 2                         | 3                   | 4                  | 5                   | 6             | 7                 | 8                 | 9   | 10       |
| +                | +                         | +                   | +                  | +                   | +             | +                 | +                 | +   | +        |

|                         |                              |                 |
|-------------------------|------------------------------|-----------------|
| Contr. of factory alarm | Contr.c.lock. when ign.is on | Comfort closure |
| +                       | +                            | +               |

| BMW X4 (G02)    |        |        |        |        |        |                         |                         |                    |                        | year: 2018 → |            |                  |              |                     |                       |                    |                     |              |                | with and without Keyless System |          |              |           |                           |                     |                    |                     |               |                   | program No: 14879 |     |          |                         |                               |                 |    |    |    |       | from: 2023-09-13 |     |    |    |    |    |    |    |    |    |    |    |    |    |    |    |    |    |    |    |   |   |    |    |    |    |    |    |    |    |    |    |    |
|-----------------|--------|--------|--------|--------|--------|-------------------------|-------------------------|--------------------|------------------------|--------------|------------|------------------|--------------|---------------------|-----------------------|--------------------|---------------------|--------------|----------------|---------------------------------|----------|--------------|-----------|---------------------------|---------------------|--------------------|---------------------|---------------|-------------------|-------------------|-----|----------|-------------------------|-------------------------------|-----------------|----|----|----|-------|------------------|-----|----|----|----|----|----|----|----|----|----|----|----|----|----|----|----|----|----|----|---|---|----|----|----|----|----|----|----|----|----|----|----|
| connector 8 pin |        |        |        |        |        |                         |                         | OUT +              |                        | OUT +        |            | connector 15 pin |              |                     |                       |                    |                     |              |                | OUT +                           |          | OUT +        |           | connector 10 pin          |                     |                    |                     |               |                   |                   |     | OUT +    |                         | OUT +                         |                 |    |    |    |       |                  |     |    |    |    |    |    |    |    |    |    |    |    |    |    |    |    |    |    |    |   |   |    |    |    |    |    |    |    |    |    |    |    |
| CAN H           | CAN L  | CAN H  | CAN L  | CAN H  | CAN L  | CAN H                   | CAN L                   | OUT +              | OUT +                  | OUT          | OUT        | OUT              | OUT          | OUT                 | OUT                   | OUT                | OUT                 | OUT          | OUT            | OUT +                           | OUT +    | OUT          | IN        | IN                        | IN                  | IN                 | IN                  | IN            | IN                | IN                | IN  | IN       | IN                      | IN                            | IN              | IN | IN | IN | OUT + | OUT +            | OUT | IN | IN | IN | IN | IN | IN | IN | IN | IN | IN | IN | IN | IN | IN | IN | IN | IN | IN |   |   |    |    |    |    |    |    |    |    |    |    |    |
| CAN1-H          | CAN1-L | CAN2-H | CAN2-L | CAN3-H | CAN3-L | Alt. contr. centr. lock | Alt. contr. centr. lock | Driver door sensor | Passengers door sensor | Trunk lid    | Hood sense | Original alarm++ | Arming state | Lock factory remote | Unlock factory remote | Any button pressed | Handbrake / Parking | Speed 10kmph | Engine running | Engine speed (RPM)              | Ignition | Key inserted | Footbrake | Drivers door opening sim. | Turn off the engine | Turn on the engine | Turn signal control | Trunk release | Opening all doors | Closing all doors | GND | PWR +12V | Contr. of factory alarm | Contr. c.lock. when ign.is on | Comfort closure |    |    |    |       |                  |     |    |    |    |    |    |    |    |    |    |    |    |    |    |    |    |    |    |    |   |   |    |    |    |    |    |    |    |    |    |    |    |
| 1               | 2      | 3      | 4      | 5      | 6      | 7                       | 8                       | 1                  | 2                      | 3            | 4          | 5                | 6            | 7                   | 8                     | 9                  | 10                  | 11           | 12             | 13                              | 14       | 15           | 1         | 2                         | 3                   | 4                  | 5                   | 6             | 7                 | 8                 | 9   | 10       | 1                       | 2                             | 3               | 4  | 5  | 6  | 7     | 8                | 9   | 10 | 11 | 12 | 13 | 14 | 15 | 16 | 17 | 18 | 19 | 20 | 1  | 2  | 3  | 4  | 5  | 6  | 7  | 8 | 9 | 10 | 11 | 12 | 13 | 14 | 15 | 16 | 17 | 18 | 19 | 20 |

Attention:

Switches

| BMW X4 (F26)    |        |        |        |        |        |                         |                         |                    |                        | year: 2014 → |            |                  |              |                     |                       |                    |                     |              |                | with and without Keyless System |          |              |           |                           |                     |                    |                     |               |                   | program No: 14885 |     |          |                         |                               |                 |    |    |    |    | from: 2023-09-13 |       |       |     |    |    |    |    |    |    |    |    |    |    |    |    |    |    |    |    |    |    |    |   |   |   |   |   |   |   |   |   |    |    |    |    |    |    |    |    |    |    |    |
|-----------------|--------|--------|--------|--------|--------|-------------------------|-------------------------|--------------------|------------------------|--------------|------------|------------------|--------------|---------------------|-----------------------|--------------------|---------------------|--------------|----------------|---------------------------------|----------|--------------|-----------|---------------------------|---------------------|--------------------|---------------------|---------------|-------------------|-------------------|-----|----------|-------------------------|-------------------------------|-----------------|----|----|----|----|------------------|-------|-------|-----|----|----|----|----|----|----|----|----|----|----|----|----|----|----|----|----|----|----|----|---|---|---|---|---|---|---|---|---|----|----|----|----|----|----|----|----|----|----|----|
| connector 8 pin |        |        |        |        |        |                         |                         | OUT +              |                        | OUT +        |            | connector 15 pin |              |                     |                       |                    |                     |              |                | OUT +                           |          | OUT +        |           | connector 10 pin          |                     |                    |                     |               |                   |                   |     | OUT +    |                         | OUT +                         |                 |    |    |    |    |                  |       |       |     |    |    |    |    |    |    |    |    |    |    |    |    |    |    |    |    |    |    |    |   |   |   |   |   |   |   |   |   |    |    |    |    |    |    |    |    |    |    |    |
| CAN H           | CAN L  | CAN H  | CAN L  | CAN H  | CAN L  | CAN H                   | CAN L                   | OUT +              | OUT +                  | OUT          | OUT        | OUT              | OUT          | OUT                 | OUT                   | OUT                | OUT                 | OUT          | OUT            | OUT +                           | OUT +    | OUT          | IN        | IN                        | IN                  | IN                 | IN                  | IN            | IN                | IN                | IN  | IN       | IN                      | IN                            | IN              | IN | IN | IN | IN | IN               | OUT + | OUT + | OUT | IN | IN | IN | IN | IN | IN | IN | IN | IN | IN | IN | IN | IN | IN | IN | IN | IN | IN |    |   |   |   |   |   |   |   |   |   |    |    |    |    |    |    |    |    |    |    |    |
| CAN1-H          | CAN1-L | CAN2-H | CAN2-L | CAN3-H | CAN3-L | Alt. contr. centr. lock | Alt. contr. centr. lock | Driver door sensor | Passengers door sensor | Trunk lid    | Hood sense | Original alarm++ | Arming state | Lock factory remote | Unlock factory remote | Any button pressed | Handbrake / Parking | Speed 10kmph | Engine running | Engine speed (RPM)              | Ignition | Key inserted | Footbrake | Drivers door opening sim. | Turn off the engine | Turn on the engine | Turn signal control | Trunk release | Opening all doors | Closing all doors | GND | PWR +12V | Contr. of factory alarm | Contr. c.lock. when ign.is on | Comfort closure |    |    |    |    |                  |       |       |     |    |    |    |    |    |    |    |    |    |    |    |    |    |    |    |    |    |    |    |   |   |   |   |   |   |   |   |   |    |    |    |    |    |    |    |    |    |    |    |
| 1               | 2      | 3      | 4      | 5      | 6      | 7                       | 8                       | 1                  | 2                      | 3            | 4          | 5                | 6            | 7                   | 8                     | 9                  | 10                  | 11           | 12             | 13                              | 14       | 15           | 1         | 2                         | 3                   | 4                  | 5                   | 6             | 7                 | 8                 | 9   | 10       | 1                       | 2                             | 3               | 4  | 5  | 6  | 7  | 8                | 9     | 10    | 1   | 2  | 3  | 4  | 5  | 6  | 7  | 8  | 9  | 10 | 11 | 12 | 13 | 14 | 15 | 16 | 17 | 18 | 19 | 20 | 1 | 2 | 3 | 4 | 5 | 6 | 7 | 8 | 9 | 10 | 11 | 12 | 13 | 14 | 15 | 16 | 17 | 18 | 19 | 20 |

Attention:

Switches

| BMW X5 (G05) (Hybrid) (Plug-in) |        |        |        |        |        |                         |                         |                    |                        | year: 2023 → |            |                  |              |                     |                       |                    |                     |              |                | with and without Keyless System |          |              |           |                           |                     |                    |                     |               |                   | program No: 14739 |     |          |                         |                               |                 |    |    |    |    | from: 2023-06-12 |       |       |     |    |    |    |    |    |    |    |    |    |    |    |    |    |    |    |    |    |    |    |   |   |   |   |   |   |   |   |   |    |    |    |    |    |    |    |    |    |    |    |
|---------------------------------|--------|--------|--------|--------|--------|-------------------------|-------------------------|--------------------|------------------------|--------------|------------|------------------|--------------|---------------------|-----------------------|--------------------|---------------------|--------------|----------------|---------------------------------|----------|--------------|-----------|---------------------------|---------------------|--------------------|---------------------|---------------|-------------------|-------------------|-----|----------|-------------------------|-------------------------------|-----------------|----|----|----|----|------------------|-------|-------|-----|----|----|----|----|----|----|----|----|----|----|----|----|----|----|----|----|----|----|----|---|---|---|---|---|---|---|---|---|----|----|----|----|----|----|----|----|----|----|----|
| connector 8 pin                 |        |        |        |        |        |                         |                         | OUT +              |                        | OUT +        |            | connector 15 pin |              |                     |                       |                    |                     |              |                | OUT +                           |          | OUT +        |           | connector 10 pin          |                     |                    |                     |               |                   |                   |     | OUT +    |                         | OUT +                         |                 |    |    |    |    |                  |       |       |     |    |    |    |    |    |    |    |    |    |    |    |    |    |    |    |    |    |    |    |   |   |   |   |   |   |   |   |   |    |    |    |    |    |    |    |    |    |    |    |
| CAN H                           | CAN L  | CAN H  | CAN L  | CAN H  | CAN L  | CAN H                   | CAN L                   | OUT +              | OUT +                  | OUT          | OUT        | OUT              | OUT          | OUT                 | OUT                   | OUT                | OUT                 | OUT          | OUT            | OUT +                           | OUT +    | OUT          | IN        | IN                        | IN                  | IN                 | IN                  | IN            | IN                | IN                | IN  | IN       | IN                      | IN                            | IN              | IN | IN | IN | IN | IN               | OUT + | OUT + | OUT | IN | IN | IN | IN | IN | IN | IN | IN | IN | IN | IN | IN | IN | IN | IN | IN | IN | IN |    |   |   |   |   |   |   |   |   |   |    |    |    |    |    |    |    |    |    |    |    |
| CAN1-H                          | CAN1-L | CAN2-H | CAN2-L | CAN3-H | CAN3-L | Alt. contr. centr. lock | Alt. contr. centr. lock | Driver door sensor | Passengers door sensor | Trunk lid    | Hood sense | Original alarm++ | Arming state | Lock factory remote | Unlock factory remote | Any button pressed | Handbrake / Parking | Speed 10kmph | Engine running | Engine speed (RPM)              | Ignition | Key inserted | Footbrake | Drivers door opening sim. | Turn off the engine | Turn on the engine | Turn signal control | Trunk release | Opening all doors | Closing all doors | GND | PWR +12V | Contr. of factory alarm | Contr. c.lock. when ign.is on | Comfort closure |    |    |    |    |                  |       |       |     |    |    |    |    |    |    |    |    |    |    |    |    |    |    |    |    |    |    |    |   |   |   |   |   |   |   |   |   |    |    |    |    |    |    |    |    |    |    |    |
| 1                               | 2      | 3      | 4      | 5      | 6      | 7                       | 8                       | 1                  | 2                      | 3            | 4          | 5                | 6            | 7                   | 8                     | 9                  | 10                  | 11           | 12             | 13                              | 14       | 15           | 1         | 2                         | 3                   | 4                  | 5                   | 6             | 7                 | 8                 | 9   | 10       | 1                       | 2                             | 3               | 4  | 5  | 6  | 7  | 8                | 9     | 10    | 1   | 2  | 3  | 4  | 5  | 6  | 7  | 8  | 9  | 10 | 11 | 12 | 13 | 14 | 15 | 16 | 17 | 18 | 19 | 20 | 1 | 2 | 3 | 4 | 5 | 6 | 7 | 8 | 9 | 10 | 11 | 12 | 13 | 14 | 15 | 16 | 17 | 18 | 19 | 20 |

Attention:

Switches

| BMW X5 (G05)    |        |        |        |        |        |                         |                         |                    |                        | year: 2023 → |            |                  |              |                     |                       |                    |                     |              |                | with and without Keyless System |          |              |           |                           |                     |                    |                     |               |                   | program No: 14812 |     |          |                         |                               |                 |    |    |    |    | from: 2023-06-27 |       |       |     |    |    |    |    |    |    |    |    |    |    |    |    |    |    |    |    |    |    |    |   |   |   |   |   |   |   |   |   |    |    |    |    |    |    |    |    |    |    |    |
|-----------------|--------|--------|--------|--------|--------|-------------------------|-------------------------|--------------------|------------------------|--------------|------------|------------------|--------------|---------------------|-----------------------|--------------------|---------------------|--------------|----------------|---------------------------------|----------|--------------|-----------|---------------------------|---------------------|--------------------|---------------------|---------------|-------------------|-------------------|-----|----------|-------------------------|-------------------------------|-----------------|----|----|----|----|------------------|-------|-------|-----|----|----|----|----|----|----|----|----|----|----|----|----|----|----|----|----|----|----|----|---|---|---|---|---|---|---|---|---|----|----|----|----|----|----|----|----|----|----|----|
| connector 8 pin |        |        |        |        |        |                         |                         | OUT +              |                        | OUT +        |            | connector 15 pin |              |                     |                       |                    |                     |              |                | OUT +                           |          | OUT +        |           | connector 10 pin          |                     |                    |                     |               |                   |                   |     | OUT +    |                         | OUT +                         |                 |    |    |    |    |                  |       |       |     |    |    |    |    |    |    |    |    |    |    |    |    |    |    |    |    |    |    |    |   |   |   |   |   |   |   |   |   |    |    |    |    |    |    |    |    |    |    |    |
| CAN H           | CAN L  | CAN H  | CAN L  | CAN H  | CAN L  | CAN H                   | CAN L                   | OUT +              | OUT +                  | OUT          | OUT        | OUT              | OUT          | OUT                 | OUT                   | OUT                | OUT                 | OUT          | OUT            | OUT +                           | OUT +    | OUT          | IN        | IN                        | IN                  | IN                 | IN                  | IN            | IN                | IN                | IN  | IN       | IN                      | IN                            | IN              | IN | IN | IN | IN | IN               | OUT + | OUT + | OUT | IN | IN | IN | IN | IN | IN | IN | IN | IN | IN | IN | IN | IN | IN | IN | IN | IN | IN |    |   |   |   |   |   |   |   |   |   |    |    |    |    |    |    |    |    |    |    |    |
| CAN1-H          | CAN1-L | CAN2-H | CAN2-L | CAN3-H | CAN3-L | Alt. contr. centr. lock | Alt. contr. centr. lock | Driver door sensor | Passengers door sensor | Trunk lid    | Hood sense | Original alarm++ | Arming state | Lock factory remote | Unlock factory remote | Any button pressed | Handbrake / Parking | Speed 10kmph | Engine running | Engine speed (RPM)              | Ignition | Key inserted | Footbrake | Drivers door opening sim. | Turn off the engine | Turn on the engine | Turn signal control | Trunk release | Opening all doors | Closing all doors | GND | PWR +12V | Contr. of factory alarm | Contr. c.lock. when ign.is on | Comfort closure |    |    |    |    |                  |       |       |     |    |    |    |    |    |    |    |    |    |    |    |    |    |    |    |    |    |    |    |   |   |   |   |   |   |   |   |   |    |    |    |    |    |    |    |    |    |    |    |
| 1               | 2      | 3      | 4      | 5      | 6      | 7                       | 8                       | 1                  | 2                      | 3            | 4          | 5                | 6            | 7                   | 8                     | 9                  | 10                  | 11           | 12             | 13                              | 14       | 15           | 1         | 2                         | 3                   | 4                  | 5                   | 6             | 7                 | 8                 | 9   | 10       | 1                       | 2                             | 3               | 4  | 5  | 6  | 7  | 8                | 9     | 10    | 1   | 2  | 3  | 4  | 5  | 6  | 7  | 8  | 9  | 10 | 11 | 12 | 13 | 14 | 15 | 16 | 17 | 18 | 19 | 20 | 1 | 2 | 3 | 4 | 5 | 6 | 7 | 8 | 9 | 10 | 11 | 12 | 13 | 14 | 15 | 16 | 17 | 18 | 19 | 20 |

Attention:

Switches

| BMW X5 (G05) (Hybrid) (Plug-in) |        |        |        |        |        |                         |                         |                    |                        | year: 2019 → |            |                  |              |                     |                       |                    |                     |              |                | with and without Keyless System |          |              |           |                           |                     |                    |                     |               |                   | program No: 14458 |     |          |                         |                               |                 |    |    |    |    | from: 2023-09-13 |       |       |     |    |    |    |    |    |    |    |    |    |    |    |    |    |    |    |    |    |    |    |   |   |   |   |   |   |   |   |   |    |    |    |    |    |    |    |    |    |    |    |
|---------------------------------|--------|--------|--------|--------|--------|-------------------------|-------------------------|--------------------|------------------------|--------------|------------|------------------|--------------|---------------------|-----------------------|--------------------|---------------------|--------------|----------------|---------------------------------|----------|--------------|-----------|---------------------------|---------------------|--------------------|---------------------|---------------|-------------------|-------------------|-----|----------|-------------------------|-------------------------------|-----------------|----|----|----|----|------------------|-------|-------|-----|----|----|----|----|----|----|----|----|----|----|----|----|----|----|----|----|----|----|----|---|---|---|---|---|---|---|---|---|----|----|----|----|----|----|----|----|----|----|----|
| connector 8 pin                 |        |        |        |        |        |                         |                         | OUT +              |                        | OUT +        |            | connector 15 pin |              |                     |                       |                    |                     |              |                | OUT +                           |          | OUT +        |           | connector 10 pin          |                     |                    |                     |               |                   |                   |     | OUT +    |                         | OUT +                         |                 |    |    |    |    |                  |       |       |     |    |    |    |    |    |    |    |    |    |    |    |    |    |    |    |    |    |    |    |   |   |   |   |   |   |   |   |   |    |    |    |    |    |    |    |    |    |    |    |
| CAN H                           | CAN L  | CAN H  | CAN L  | CAN H  | CAN L  | CAN H                   | CAN L                   | OUT +              | OUT +                  | OUT          | OUT        | OUT              | OUT          | OUT                 | OUT                   | OUT                | OUT                 | OUT          | OUT            | OUT +                           | OUT +    | OUT          | IN        | IN                        | IN                  | IN                 | IN                  | IN            | IN                | IN                | IN  | IN       | IN                      | IN                            | IN              | IN | IN | IN | IN | IN               | OUT + | OUT + | OUT | IN | IN | IN | IN | IN | IN | IN | IN | IN | IN | IN | IN | IN | IN | IN | IN | IN | IN |    |   |   |   |   |   |   |   |   |   |    |    |    |    |    |    |    |    |    |    |    |
| CAN1-H                          | CAN1-L | CAN2-H | CAN2-L | CAN3-H | CAN3-L | Alt. contr. centr. lock | Alt. contr. centr. lock | Driver door sensor | Passengers door sensor | Trunk lid    | Hood sense | Original alarm++ | Arming state | Lock factory remote | Unlock factory remote | Any button pressed | Handbrake / Parking | Speed 10kmph | Engine running | Engine speed (RPM)              | Ignition | Key inserted | Footbrake | Drivers door opening sim. | Turn off the engine | Turn on the engine | Turn signal control | Trunk release | Opening all doors | Closing all doors | GND | PWR +12V | Contr. of factory alarm | Contr. c.lock. when ign.is on | Comfort closure |    |    |    |    |                  |       |       |     |    |    |    |    |    |    |    |    |    |    |    |    |    |    |    |    |    |    |    |   |   |   |   |   |   |   |   |   |    |    |    |    |    |    |    |    |    |    |    |
| 1                               | 2      | 3      | 4      | 5      | 6      | 7                       | 8                       | 1                  | 2                      | 3            | 4          | 5                | 6            | 7                   | 8                     | 9                  | 10                  | 11           | 12             | 13                              | 14       | 15           | 1         | 2                         | 3                   | 4                  | 5                   | 6             | 7                 | 8                 | 9   | 10       | 1                       | 2                             | 3               | 4  | 5  | 6  | 7  | 8                | 9     | 10    | 1   | 2  | 3  | 4  | 5  | 6  | 7  | 8  | 9  | 10 | 11 | 12 | 13 | 14 | 15 | 16 | 17 | 18 | 19 | 20 | 1 | 2 | 3 | 4 | 5 | 6 | 7 | 8 | 9 | 10 | 11 | 12 | 13 | 14 | 15 | 16 | 17 | 18 | 19 | 20 |

Attention:

Switches

**BMW X5 (G05)**

year: **2018** →

with and without Keyless System

program No: **14479**

from: **2023-09-07**

| connector 8 pin |        |        |        |        |        |                           |                         |
|-----------------|--------|--------|--------|--------|--------|---------------------------|-------------------------|
| CAN H           | CAN L  | CAN H  | CAN L  | CAN H  | CAN L  | OUT +                     | OUT -                   |
| CAN1-H          | CAN1-L | CAN2-H | CAN2-L | CAN3-H | CAN3-L | Alternative blink control | Alt. contr. centr. lock |
| 1               | 2      | 3      | 4      | 5      | 6      | 7                         | 8                       |
| +               | +      | +      | +      | +      | +      | +                         | +                       |

Attention:

Switches

**BMW X5 (F15) (Hybrid) (Plug-in)**

year: **2016** →

with and without Keyless System

program No: **14899**

from: **2023-09-14**

| connector 8 pin |        |        |        |        |        |                           |                         |
|-----------------|--------|--------|--------|--------|--------|---------------------------|-------------------------|
| CAN H           | CAN L  | CAN H  | CAN L  | CAN H  | CAN L  | OUT +                     | OUT -                   |
| CAN1-H          | CAN1-L | CAN2-H | CAN2-L | CAN3-H | CAN3-L | Alternative blink control | Alt. contr. centr. lock |
| 1               | 2      | 3      | 4      | 5      | 6      | 7                         | 8                       |
| +               | +      | +      | +      | +      | +      | +                         | +                       |

Attention:

Switches

**BMW X5 (F15)**

year: **2013** →

with and without Keyless System

program No: **14832**

from: **2023-09-12**

| connector 8 pin |        |        |        |        |        |                           |                         |
|-----------------|--------|--------|--------|--------|--------|---------------------------|-------------------------|
| CAN H           | CAN L  | CAN H  | CAN L  | CAN H  | CAN L  | OUT +                     | OUT -                   |
| CAN1-H          | CAN1-L | CAN2-H | CAN2-L | CAN3-H | CAN3-L | Alternative blink control | Alt. contr. centr. lock |
| 1               | 2      | 3      | 4      | 5      | 6      | 7                         | 8                       |
| +               | +      | +      | +      | +      | +      | +                         | +                       |

Attention:

Switches

**BMW X5 (E70)**

year: **2007** →

without Keyless System

program No: **11118**

from: **2020-11-19**

| connector 8 pin |        |        |        |        |        |                           |                         |
|-----------------|--------|--------|--------|--------|--------|---------------------------|-------------------------|
| CAN H           | CAN L  | CAN H  | CAN L  | CAN H  | CAN L  | OUT +                     | OUT -                   |
| CAN1-H          | CAN1-L | CAN2-H | CAN2-L | CAN3-H | CAN3-L | Alternative blink control | Alt. contr. centr. lock |
| 1               | 2      | 3      | 4      | 5      | 6      | 7                         | 8                       |
| +               | +      | +      | +      | +      | +      | +                         | +                       |

Attention:

Switches

**BMW X5 (E70) (Keyless)**

year: **2007** →

with Keyless System

program No: **11137**

from: **2020-11-19**

| connector 8 pin |        |        |        |        |        |                           |                         |
|-----------------|--------|--------|--------|--------|--------|---------------------------|-------------------------|
| CAN H           | CAN L  | CAN H  | CAN L  | CAN H  | CAN L  | OUT +                     | OUT -                   |
| CAN1-H          | CAN1-L | CAN2-H | CAN2-L | CAN3-H | CAN3-L | Alternative blink control | Alt. contr. centr. lock |
| 1               | 2      | 3      | 4      | 5      | 6      | 7                         | 8                       |
| +               | +      | +      | +      | +      | +      | +                         | +                       |

Attention:

Switches

| connector 15 pin   |                        |           |            |                  |              |                     |                       |                    |                     |              |                |                    |          |              |
|--------------------|------------------------|-----------|------------|------------------|--------------|---------------------|-----------------------|--------------------|---------------------|--------------|----------------|--------------------|----------|--------------|
| OUT                | OUT                    | OUT       | OUT        | OUT              | OUT          | OUT                 | OUT                   | OUT                | OUT                 | OUT          | OUT            | OUT                | OUT      | OUT          |
| Driver door sensor | Passengers door sensor | Trunk lid | Hood sense | Original alarm++ | Arming state | Lock factory remote | Unlock factory remote | Any button pressed | Handbrake / Parking | Speed 10kmph | Engine running | Engine speed (RPM) | Ignition | Key inserted |
| 1                  | 2                      | 3         | 4          | 5                | 6            | 7                   | 8                     | 9                  | 10                  | 11           | 12             | 13                 | 14       | 15           |
| +                  | +                      | +         | +          | +                | +            | +                   | +                     | +                  | +                   | +            | +              | +                  | +        | +            |

| connector 15 pin   |                        |           |            |                  |              |                     |                       |                    |                     |              |                |                    |          |              |
|--------------------|------------------------|-----------|------------|------------------|--------------|---------------------|-----------------------|--------------------|---------------------|--------------|----------------|--------------------|----------|--------------|
| OUT                | OUT                    | OUT       | OUT        | OUT              | OUT          | OUT                 | OUT                   | OUT                | OUT                 | OUT          | OUT            | OUT                | OUT      | OUT          |
| Driver door sensor | Passengers door sensor | Trunk lid | Hood sense | Original alarm++ | Arming state | Lock factory remote | Unlock factory remote | Any button pressed | Handbrake / Parking | Speed 10kmph | Engine running | Engine speed (RPM) | Ignition | Key inserted |
| 1                  | 2                      | 3         | 4          | 5                | 6            | 7                   | 8                     | 9                  | 10                  | 11           | 12             | 13                 | 14       | 15           |
| +                  | +                      | +         | +          | +                | +            | +                   | +                     | +                  | +                   | +            | +              | +                  | +        | +            |

| connector 15 pin   |                        |           |            |                  |              |                     |                       |                    |                     |              |                |                    |          |              |
|--------------------|------------------------|-----------|------------|------------------|--------------|---------------------|-----------------------|--------------------|---------------------|--------------|----------------|--------------------|----------|--------------|
| OUT                | OUT                    | OUT       | OUT        | OUT              | OUT          | OUT                 | OUT                   | OUT                | OUT                 | OUT          | OUT            | OUT                | OUT      | OUT          |
| Driver door sensor | Passengers door sensor | Trunk lid | Hood sense | Original alarm++ | Arming state | Lock factory remote | Unlock factory remote | Any button pressed | Handbrake / Parking | Speed 10kmph | Engine running | Engine speed (RPM) | Ignition | Key inserted |
| 1                  | 2                      | 3         | 4          | 5                | 6            | 7                   | 8                     | 9                  | 10                  | 11           | 12             | 13                 | 14       | 15           |
| +                  | +                      | +         | +          | +                | +            | +                   | +                     | +                  | +                   | +            | +              | +                  | +        | +            |

| connector 15 pin   |                        |           |            |                  |              |                     |                       |                    |                     |              |                |                    |          |              |
|--------------------|------------------------|-----------|------------|------------------|--------------|---------------------|-----------------------|--------------------|---------------------|--------------|----------------|--------------------|----------|--------------|
| OUT                | OUT                    | OUT       | OUT        | OUT              | OUT          | OUT                 | OUT                   | OUT                | OUT                 | OUT          | OUT            | OUT                | OUT      | OUT          |
| Driver door sensor | Passengers door sensor | Trunk lid | Hood sense | Original alarm++ | Arming state | Lock factory remote | Unlock factory remote | Any button pressed | Handbrake / Parking | Speed 10kmph | Engine running | Engine speed (RPM) | Ignition | Key inserted |
| 1                  | 2                      | 3         | 4          | 5                | 6            | 7                   | 8                     | 9                  | 10                  | 11           | 12             | 13                 | 14       | 15           |
| +                  | +                      | +         | +          | +                | +            | +                   | +                     | +                  | +                   | +            | +              | +                  | +        | +            |

| connector 15 pin   |                        |           |            |                  |              |                     |                       |                    |                     |              |                |                    |          |              |
|--------------------|------------------------|-----------|------------|------------------|--------------|---------------------|-----------------------|--------------------|---------------------|--------------|----------------|--------------------|----------|--------------|
| OUT                | OUT                    | OUT       | OUT        | OUT              | OUT          | OUT                 | OUT                   | OUT                | OUT                 | OUT          | OUT            | OUT                | OUT      | OUT          |
| Driver door sensor | Passengers door sensor | Trunk lid | Hood sense | Original alarm++ | Arming state | Lock factory remote | Unlock factory remote | Any button pressed | Handbrake / Parking | Speed 10kmph | Engine running | Engine speed (RPM) | Ignition | Key inserted |
| 1                  | 2                      | 3         | 4          | 5                | 6            | 7                   | 8                     | 9                  | 10                  | 11           | 12             | 13                 | 14       | 15           |
| +                  | +                      | +         | +          | +                | +            | +                   | +                     | +                  | +                   | +            | +              | +                  | +        | +            |

| connector 10 pin |                           |                     |                    |                     |               |                   |                   |     |          |
|------------------|---------------------------|---------------------|--------------------|---------------------|---------------|-------------------|-------------------|-----|----------|
| OUT              | IN                        | IN                  | IN                 | IN                  | IN            | IN                | IN                | IN  | IN       |
| Footbrake        | Drivers door opening sim. | Turn off the engine | Turn on the engine | Turn signal control | Trunk release | Opening all doors | Closing all doors | GND | PWR +12V |
| 1                | 2                         | 3                   | 4                  | 5                   | 6             | 7                 | 8                 | 9   | 10       |
| +                | +                         | +                   | +                  | +                   | +             | +                 | +                 | +   | +        |

| connector 10 pin |                           |                     |                    |                     |               |                   |                   |     |          |
|------------------|---------------------------|---------------------|--------------------|---------------------|---------------|-------------------|-------------------|-----|----------|
| OUT              | IN                        | IN                  | IN                 | IN                  | IN            | IN                | IN                | IN  | IN       |
| Footbrake        | Drivers door opening sim. | Turn off the engine | Turn on the engine | Turn signal control | Trunk release | Opening all doors | Closing all doors | GND | PWR +12V |
| 1                | 2                         | 3                   | 4                  | 5                   | 6             | 7                 | 8                 | 9   | 10       |
| +                | +                         | +                   | +                  | +                   | +             | +                 | +                 | +   | +        |

| connector 10 pin |                           |                     |                    |                     |               |                   |                   |     |          |
|------------------|---------------------------|---------------------|--------------------|---------------------|---------------|-------------------|-------------------|-----|----------|
| OUT              | IN                        | IN                  | IN                 | IN                  | IN            | IN                | IN                | IN  | IN       |
| Footbrake        | Drivers door opening sim. | Turn off the engine | Turn on the engine | Turn signal control | Trunk release | Opening all doors | Closing all doors | GND | PWR +12V |
| 1                | 2                         | 3                   | 4                  | 5                   | 6             | 7                 | 8                 | 9   | 10       |
| +                | +                         | +                   | +                  | +                   | +             | +                 | +                 | +   | +        |

| connector 10 pin |                           |                     |                    |                     |               |                   |                   |     |          |
|------------------|---------------------------|---------------------|--------------------|---------------------|---------------|-------------------|-------------------|-----|----------|
| OUT              | IN                        | IN                  | IN                 | IN                  | IN            | IN                | IN                | IN  | IN       |
| Footbrake        | Drivers door opening sim. | Turn off the engine | Turn on the engine | Turn signal control | Trunk release | Opening all doors | Closing all doors | GND | PWR +12V |
| 1                | 2                         | 3                   | 4                  | 5                   | 6             | 7                 | 8                 | 9   | 10       |
| +                | +                         | +                   | +                  | +                   | +             | +                 | +                 | +   | +        |

| connector 10 pin |                           |                     |                    |                     |               |                   |                   |     |          |
|------------------|---------------------------|---------------------|--------------------|---------------------|---------------|-------------------|-------------------|-----|----------|
| OUT              | IN                        | IN                  | IN                 | IN                  | IN            | IN                | IN                | IN  | IN       |
| Footbrake        | Drivers door opening sim. | Turn off the engine | Turn on the engine | Turn signal control | Trunk release | Opening all doors | Closing all doors | GND | PWR +12V |
| 1                | 2                         | 3                   | 4                  | 5                   | 6             | 7                 | 8                 | 9   | 10       |
| +                | +                         | +                   | +                  | +                   | +             | +                 | +                 | +   | +        |

|                         |                               |                 |
|-------------------------|-------------------------------|-----------------|
| Contr. of factory alarm | Contr. c.lock, when ign.is on | Comfort closure |
| +                       | +                             | +               |

|                         |                               |                 |
|-------------------------|-------------------------------|-----------------|
| Contr. of factory alarm | Contr. c.lock, when ign.is on | Comfort closure |
| +                       | +                             | +               |

|                         |                               |                 |
|-------------------------|-------------------------------|-----------------|
| Contr. of factory alarm | Contr. c.lock, when ign.is on | Comfort closure |
| +                       | +                             | +               |

|                         |                               |                 |
|-------------------------|-------------------------------|-----------------|
| Contr. of factory alarm | Contr. c.lock, when ign.is on | Comfort closure |
| +                       | +                             | +               |

|                         |                               |                 |
|-------------------------|-------------------------------|-----------------|
| Contr. of factory alarm | Contr. c.lock, when ign.is on | Comfort closure |
| +                       | +                             | +               |

| BMW X5 (E53)    |        |        |        |        |        |                            |                         |                    |                        | year: 1999 → | program No: 11293 |                  |              |                     |                       | from: 2020-11-19   |                     |              |                |                    |          |              |                  |                           |                     |                    |                     |               |                   |                   |     |          |    |  |  |  |  |  |  |
|-----------------|--------|--------|--------|--------|--------|----------------------------|-------------------------|--------------------|------------------------|--------------|-------------------|------------------|--------------|---------------------|-----------------------|--------------------|---------------------|--------------|----------------|--------------------|----------|--------------|------------------|---------------------------|---------------------|--------------------|---------------------|---------------|-------------------|-------------------|-----|----------|----|--|--|--|--|--|--|
| connector 8 pin |        |        |        |        |        |                            |                         | connector 15 pin   |                        |              |                   |                  |              |                     |                       |                    |                     |              |                |                    |          |              | connector 10 pin |                           |                     |                    |                     |               |                   |                   |     |          |    |  |  |  |  |  |  |
| CAN H           | CAN L  | CAN H  | CAN L  | CAN H  | CAN L  | OUT +                      | OUT -                   | OUT -              | OUT -                  | OUT -        | OUT -             | OUT -            | OUT -        | OUT -               | OUT -                 | OUT -              | OUT -               | OUT -        | OUT -          | OUT +              | OUT +    | OUT +        | IN               | IN                        | IN                  | IN                 | IN                  | IN            | IN                | IN                | IN  | IN       | IN |  |  |  |  |  |  |
| CAN1-H          | CAN1-L | CAN2-H | CAN2-L | CAN3-H | CAN3-L | Alternative blink. control | Alt. contr. centr. lock | Driver door sensor | Passengers door sensor | Trunk lid    | Hood sense        | Original alarm++ | Arming state | Lock factory remote | Unlock factory remote | Any button pressed | Handbrake / Parking | Speed 10kmph | Engine running | Engine speed (RPM) | Ignition | Key inserted | Footbrake        | Drivers door opening sim. | Turn off the engine | Turn on the engine | Turn signal control | Trunk release | Opening all doors | Closing all doors | GND | PWR +12V |    |  |  |  |  |  |  |
| 1               | 2      | 3      | 4      | 5      | 6      | 7                          | 8                       | 1                  | 2                      | 3            | 4                 | 5                | 6            | 7                   | 8                     | 9                  | 10                  | 11           | 12             | 13                 | 14       | 15           | 1                | 2                         | 3                   | 4                  | 5                   | 6             | 7                 | 8                 | 9   | 10       |    |  |  |  |  |  |  |
| +               | +      |        |        |        |        |                            |                         | +                  | +                      | +            | +                 | +                | +            | +                   | +                     | +                  | +                   | +            | +              | +                  | +        | +            | +                |                           |                     |                    |                     |               |                   |                   |     |          |    |  |  |  |  |  |  |

Attention:

Switches

| BMW X6 (G06)    |        |        |        |        |        |                            |                         |                    |                        | year: 2023 → | with and without Keyless System |                  |              |                     |                       | program No: 14753  |                     |              |                |                    | from: 2023-06-27 |              |                  |                           |                     |                    |                     |               |                   |                   |     |          |  |  |  |  |  |  |  |
|-----------------|--------|--------|--------|--------|--------|----------------------------|-------------------------|--------------------|------------------------|--------------|---------------------------------|------------------|--------------|---------------------|-----------------------|--------------------|---------------------|--------------|----------------|--------------------|------------------|--------------|------------------|---------------------------|---------------------|--------------------|---------------------|---------------|-------------------|-------------------|-----|----------|--|--|--|--|--|--|--|
| connector 8 pin |        |        |        |        |        |                            |                         | connector 15 pin   |                        |              |                                 |                  |              |                     |                       |                    |                     |              |                |                    |                  |              | connector 10 pin |                           |                     |                    |                     |               |                   |                   |     |          |  |  |  |  |  |  |  |
| CAN H           | CAN L  | CAN H  | CAN L  | CAN H  | CAN L  | OUT +                      | OUT -                   | OUT -              | OUT -                  | OUT -        | OUT -                           | OUT -            | OUT -        | OUT -               | OUT -                 | OUT -              | OUT -               | OUT -        | OUT -          | OUT +              | OUT +            | OUT +        | IN               | IN                        | IN                  | IN                 | IN                  | IN            | IN                | IN                | IN  | IN       |  |  |  |  |  |  |  |
| CAN1-H          | CAN1-L | CAN2-H | CAN2-L | CAN3-H | CAN3-L | Alternative blink. control | Alt. contr. centr. lock | Driver door sensor | Passengers door sensor | Trunk lid    | Hood sense                      | Original alarm++ | Arming state | Lock factory remote | Unlock factory remote | Any button pressed | Handbrake / Parking | Speed 10kmph | Engine running | Engine speed (RPM) | Ignition         | Key inserted | Footbrake        | Drivers door opening sim. | Turn off the engine | Turn on the engine | Turn signal control | Trunk release | Opening all doors | Closing all doors | GND | PWR +12V |  |  |  |  |  |  |  |
| 1               | 2      | 3      | 4      | 5      | 6      | 7                          | 8                       | 1                  | 2                      | 3            | 4                               | 5                | 6            | 7                   | 8                     | 9                  | 10                  | 11           | 12             | 13                 | 14               | 15           | 1                | 2                         | 3                   | 4                  | 5                   | 6             | 7                 | 8                 | 9   | 10       |  |  |  |  |  |  |  |
| +               | +      | +      | +      | +      | +      |                            |                         | +                  | +                      | +            | +                               | +                | +            | +                   | +                     | +                  | +                   | +            | +              | +                  | +                | +            | +                |                           |                     |                    |                     |               |                   |                   |     |          |  |  |  |  |  |  |  |

Attention:

Switches

| BMW X6 (G06)    |        |        |        |        |        |                            |                         |                    |                        | year: 2021 → | with and without Keyless System |                  |              |                     |                       | program No: 14477  |                     |              |                |                    | from: 2023-09-07 |              |                  |                           |                     |                    |                     |               |                   |                   |     |          |  |  |  |  |  |  |  |
|-----------------|--------|--------|--------|--------|--------|----------------------------|-------------------------|--------------------|------------------------|--------------|---------------------------------|------------------|--------------|---------------------|-----------------------|--------------------|---------------------|--------------|----------------|--------------------|------------------|--------------|------------------|---------------------------|---------------------|--------------------|---------------------|---------------|-------------------|-------------------|-----|----------|--|--|--|--|--|--|--|
| connector 8 pin |        |        |        |        |        |                            |                         | connector 15 pin   |                        |              |                                 |                  |              |                     |                       |                    |                     |              |                |                    |                  |              | connector 10 pin |                           |                     |                    |                     |               |                   |                   |     |          |  |  |  |  |  |  |  |
| CAN H           | CAN L  | CAN H  | CAN L  | CAN H  | CAN L  | OUT +                      | OUT -                   | OUT -              | OUT -                  | OUT -        | OUT -                           | OUT -            | OUT -        | OUT -               | OUT -                 | OUT -              | OUT -               | OUT -        | OUT -          | OUT +              | OUT +            | OUT +        | IN               | IN                        | IN                  | IN                 | IN                  | IN            | IN                | IN                | IN  | IN       |  |  |  |  |  |  |  |
| CAN1-H          | CAN1-L | CAN2-H | CAN2-L | CAN3-H | CAN3-L | Alternative blink. control | Alt. contr. centr. lock | Driver door sensor | Passengers door sensor | Trunk lid    | Hood sense                      | Original alarm++ | Arming state | Lock factory remote | Unlock factory remote | Any button pressed | Handbrake / Parking | Speed 10kmph | Engine running | Engine speed (RPM) | Ignition         | Key inserted | Footbrake        | Drivers door opening sim. | Turn off the engine | Turn on the engine | Turn signal control | Trunk release | Opening all doors | Closing all doors | GND | PWR +12V |  |  |  |  |  |  |  |
| 1               | 2      | 3      | 4      | 5      | 6      | 7                          | 8                       | 1                  | 2                      | 3            | 4                               | 5                | 6            | 7                   | 8                     | 9                  | 10                  | 11           | 12             | 13                 | 14               | 15           | 1                | 2                         | 3                   | 4                  | 5                   | 6             | 7                 | 8                 | 9   | 10       |  |  |  |  |  |  |  |
| +               | +      |        |        | +      | +      |                            |                         | +                  | +                      | +            | +                               |                  | +            | +                   | +                     | +                  | +                   | +            | +              | +                  | +                | +            | +                |                           |                     |                    |                     |               |                   |                   |     |          |  |  |  |  |  |  |  |

Attention:

Switches

| BMW X6 (F16)    |        |        |        |        |        |                            |                         |                    |                        | year: 2015 → | with and without Keyless System |                  |              |                     |                       | program No: 14882  |                     |              |                |                    | from: 2023-09-13 |              |                  |                           |                     |                    |                     |               |                   |                   |     |          |  |  |  |  |  |  |  |
|-----------------|--------|--------|--------|--------|--------|----------------------------|-------------------------|--------------------|------------------------|--------------|---------------------------------|------------------|--------------|---------------------|-----------------------|--------------------|---------------------|--------------|----------------|--------------------|------------------|--------------|------------------|---------------------------|---------------------|--------------------|---------------------|---------------|-------------------|-------------------|-----|----------|--|--|--|--|--|--|--|
| connector 8 pin |        |        |        |        |        |                            |                         | connector 15 pin   |                        |              |                                 |                  |              |                     |                       |                    |                     |              |                |                    |                  |              | connector 10 pin |                           |                     |                    |                     |               |                   |                   |     |          |  |  |  |  |  |  |  |
| CAN H           | CAN L  | CAN H  | CAN L  | CAN H  | CAN L  | OUT +                      | OUT -                   | OUT -              | OUT -                  | OUT -        | OUT -                           | OUT -            | OUT -        | OUT -               | OUT -                 | OUT -              | OUT -               | OUT -        | OUT -          | OUT +              | OUT +            | OUT +        | IN               | IN                        | IN                  | IN                 | IN                  | IN            | IN                | IN                | IN  | IN       |  |  |  |  |  |  |  |
| CAN1-H          | CAN1-L | CAN2-H | CAN2-L | CAN3-H | CAN3-L | Alternative blink. control | Alt. contr. centr. lock | Driver door sensor | Passengers door sensor | Trunk lid    | Hood sense                      | Original alarm++ | Arming state | Lock factory remote | Unlock factory remote | Any button pressed | Handbrake / Parking | Speed 10kmph | Engine running | Engine speed (RPM) | Ignition         | Key inserted | Footbrake        | Drivers door opening sim. | Turn off the engine | Turn on the engine | Turn signal control | Trunk release | Opening all doors | Closing all doors | GND | PWR +12V |  |  |  |  |  |  |  |
| 1               | 2      | 3      | 4      | 5      | 6      | 7                          | 8                       | 1                  | 2                      | 3            | 4                               | 5                | 6            | 7                   | 8                     | 9                  | 10                  | 11           | 12             | 13                 | 14               | 15           | 1                | 2                         | 3                   | 4                  | 5                   | 6             | 7                 | 8                 | 9   | 10       |  |  |  |  |  |  |  |
| +               | +      |        |        | +      | +      |                            |                         | +                  | +                      | +            | +                               |                  | +            | +                   | +                     | +                  | +                   | +            | +              | +                  | +                | +            | +                |                           |                     |                    |                     |               |                   |                   |     |          |  |  |  |  |  |  |  |

Attention:

Switches

| BMW X6 (E71)    |        |        |        |        |        |                            |                         |                    |                        | year: 2008 → | without Keyless System |                  |              |                     |                       | program No: 11118  |                     |              |                |                    | from: 2020-11-19 |              |                  |                           |                     |                    |                     |               |                   |                   |     |          |  |  |  |  |  |  |  |
|-----------------|--------|--------|--------|--------|--------|----------------------------|-------------------------|--------------------|------------------------|--------------|------------------------|------------------|--------------|---------------------|-----------------------|--------------------|---------------------|--------------|----------------|--------------------|------------------|--------------|------------------|---------------------------|---------------------|--------------------|---------------------|---------------|-------------------|-------------------|-----|----------|--|--|--|--|--|--|--|
| connector 8 pin |        |        |        |        |        |                            |                         | connector 15 pin   |                        |              |                        |                  |              |                     |                       |                    |                     |              |                |                    |                  |              | connector 10 pin |                           |                     |                    |                     |               |                   |                   |     |          |  |  |  |  |  |  |  |
| CAN H           | CAN L  | CAN H  | CAN L  | CAN H  | CAN L  | OUT +                      | OUT -                   | OUT -              | OUT -                  | OUT -        | OUT -                  | OUT -            | OUT -        | OUT -               | OUT -                 | OUT -              | OUT -               | OUT -        | OUT -          | OUT +              | OUT +            | OUT +        | IN               | IN                        | IN                  | IN                 | IN                  | IN            | IN                | IN                | IN  | IN       |  |  |  |  |  |  |  |
| CAN1-H          | CAN1-L | CAN2-H | CAN2-L | CAN3-H | CAN3-L | Alternative blink. control | Alt. contr. centr. lock | Driver door sensor | Passengers door sensor | Trunk lid    | Hood sense             | Original alarm++ | Arming state | Lock factory remote | Unlock factory remote | Any button pressed | Handbrake / Parking | Speed 10kmph | Engine running | Engine speed (RPM) | Ignition         | Key inserted | Footbrake        | Drivers door opening sim. | Turn off the engine | Turn on the engine | Turn signal control | Trunk release | Opening all doors | Closing all doors | GND | PWR +12V |  |  |  |  |  |  |  |
| 1               | 2      | 3      | 4      | 5      | 6      | 7                          | 8                       | 1                  | 2                      | 3            | 4                      | 5                | 6            | 7                   | 8                     | 9                  | 10                  | 11           | 12             | 13                 | 14               | 15           | 1                | 2                         | 3                   | 4                  | 5                   | 6             | 7                 | 8                 | 9   | 10       |  |  |  |  |  |  |  |
| +               | +      |        |        | +      | +      |                            |                         | +                  | +                      | +            | +                      | +                | +            | +                   | +                     | +                  | +                   | +            | +              | +                  | +                | +            | +                |                           |                     |                    |                     |               |                   |                   |     |          |  |  |  |  |  |  |  |

Attention:

Switches

**BMW X6 (E71) (Keyless)**

year: 2008 →

with Keyless System

program No: 11137

from: 2020-11-19

| connector 8 pin |        |        |        |        |        |                           |                         |
|-----------------|--------|--------|--------|--------|--------|---------------------------|-------------------------|
| CAN H           | CAN L  | CAN H  | CAN L  | CAN H  | CAN L  | OUT +                     | OUT -                   |
| CAN1-H          | CAN1-L | CAN2-H | CAN2-L | CAN3-H | CAN3-L | Alternative blink control | Alt. contr. centr. lock |
| 1               | 2      | 3      | 4      | 5      | 6      | 7                         | 8                       |
| +               | +      | +      | +      | +      | +      | +                         | +                       |

| connector 15 pin   |                        |           |            |                  |              |                     |                       |                    |                     |              |                |                    |          |              |
|--------------------|------------------------|-----------|------------|------------------|--------------|---------------------|-----------------------|--------------------|---------------------|--------------|----------------|--------------------|----------|--------------|
| OUT                | OUT                    | OUT       | OUT        | OUT              | OUT          | OUT                 | OUT                   | OUT                | OUT                 | OUT          | OUT            | OUT                | OUT      | OUT          |
| Driver door sensor | Passengers door sensor | Trunk lid | Hood sense | Original alarm++ | Arming state | Lock factory remote | Unlock factory remote | Any button pressed | Handbrake / Parking | Speed 10kmph | Engine running | Engine speed (RPM) | Ignition | Key inserted |
| 1                  | 2                      | 3         | 4          | 5                | 6            | 7                   | 8                     | 9                  | 10                  | 11           | 12             | 13                 | 14       | 15           |
| +                  | +                      | +         | +          | +                | +            | +                   | +                     | +                  | +                   | +            | +              | +                  | +        | +            |

| connector 10 pin |                           |                     |                    |                     |               |                   |                   |     |          |
|------------------|---------------------------|---------------------|--------------------|---------------------|---------------|-------------------|-------------------|-----|----------|
| OUT              | IN                        | IN                  | IN                 | IN                  | IN            | IN                | IN                | IN  | +        |
| Footbrake        | Drivers door opening sim. | Turn off the engine | Turn on the engine | Turn signal control | Trunk release | Opening all doors | Closing all doors | GND | PWR +12V |
| 1                | 2                         | 3                   | 4                  | 5                   | 6             | 7                 | 8                 | 9   | 10       |
| +                | +                         | +                   | +                  | +                   | +             | +                 | +                 | +   | +        |

|                         |                              |                 |
|-------------------------|------------------------------|-----------------|
| Contr. of factory alarm | Contr.c.lock, when ign.is on | Comfort closure |
| +                       | +                            | +               |

Attention:

**BMW X6 M (F96)**

year: 2021 →

with and without Keyless System

program No: 14476

from: 2023-09-07

| connector 8 pin |        |        |        |        |        |                           |                         |
|-----------------|--------|--------|--------|--------|--------|---------------------------|-------------------------|
| CAN H           | CAN L  | CAN H  | CAN L  | CAN H  | CAN L  | OUT +                     | OUT -                   |
| CAN1-H          | CAN1-L | CAN2-H | CAN2-L | CAN3-H | CAN3-L | Alternative blink control | Alt. contr. centr. lock |
| 1               | 2      | 3      | 4      | 5      | 6      | 7                         | 8                       |
| +               | +      | +      | +      | +      | +      | +                         | +                       |

| connector 15 pin   |                        |           |            |                  |              |                     |                       |                    |                     |              |                |                    |          |              |
|--------------------|------------------------|-----------|------------|------------------|--------------|---------------------|-----------------------|--------------------|---------------------|--------------|----------------|--------------------|----------|--------------|
| OUT                | OUT                    | OUT       | OUT        | OUT              | OUT          | OUT                 | OUT                   | OUT                | OUT                 | OUT          | OUT            | OUT                | OUT      | OUT          |
| Driver door sensor | Passengers door sensor | Trunk lid | Hood sense | Original alarm++ | Arming state | Lock factory remote | Unlock factory remote | Any button pressed | Handbrake / Parking | Speed 10kmph | Engine running | Engine speed (RPM) | Ignition | Key inserted |
| 1                  | 2                      | 3         | 4          | 5                | 6            | 7                   | 8                     | 9                  | 10                  | 11           | 12             | 13                 | 14       | 15           |
| +                  | +                      | +         | +          | +                | +            | +                   | +                     | +                  | +                   | +            | +              | +                  | +        | +            |

| connector 10 pin |                           |                     |                    |                     |               |                   |                   |     |          |
|------------------|---------------------------|---------------------|--------------------|---------------------|---------------|-------------------|-------------------|-----|----------|
| OUT              | IN                        | IN                  | IN                 | IN                  | IN            | IN                | IN                | IN  | +        |
| Footbrake        | Drivers door opening sim. | Turn off the engine | Turn on the engine | Turn signal control | Trunk release | Opening all doors | Closing all doors | GND | PWR +12V |
| 1                | 2                         | 3                   | 4                  | 5                   | 6             | 7                 | 8                 | 9   | 10       |
| +                | +                         | +                   | +                  | +                   | +             | +                 | +                 | +   | +        |

|                         |                              |                 |
|-------------------------|------------------------------|-----------------|
| Contr. of factory alarm | Contr.c.lock, when ign.is on | Comfort closure |
| +                       | +                            | +               |

Attention:

**BMW X7 (G07)**

year: 2023 →

with and without Keyless System

program No: 14422

from: 2023-06-27

| connector 8 pin |        |        |        |        |        |                           |                         |
|-----------------|--------|--------|--------|--------|--------|---------------------------|-------------------------|
| CAN H           | CAN L  | CAN H  | CAN L  | CAN H  | CAN L  | OUT +                     | OUT -                   |
| CAN1-H          | CAN1-L | CAN2-H | CAN2-L | CAN3-H | CAN3-L | Alternative blink control | Alt. contr. centr. lock |
| 1               | 2      | 3      | 4      | 5      | 6      | 7                         | 8                       |
| +               | +      | +      | +      | +      | +      | +                         | +                       |

| connector 15 pin   |                        |           |            |                  |              |                     |                       |                    |                     |              |                |                    |          |              |
|--------------------|------------------------|-----------|------------|------------------|--------------|---------------------|-----------------------|--------------------|---------------------|--------------|----------------|--------------------|----------|--------------|
| OUT                | OUT                    | OUT       | OUT        | OUT              | OUT          | OUT                 | OUT                   | OUT                | OUT                 | OUT          | OUT            | OUT                | OUT      | OUT          |
| Driver door sensor | Passengers door sensor | Trunk lid | Hood sense | Original alarm++ | Arming state | Lock factory remote | Unlock factory remote | Any button pressed | Handbrake / Parking | Speed 10kmph | Engine running | Engine speed (RPM) | Ignition | Key inserted |
| 1                  | 2                      | 3         | 4          | 5                | 6            | 7                   | 8                     | 9                  | 10                  | 11           | 12             | 13                 | 14       | 15           |
| +                  | +                      | +         | +          | +                | +            | +                   | +                     | +                  | +                   | +            | +              | +                  | +        | +            |

| connector 10 pin |                           |                     |                    |                     |               |                   |                   |     |          |
|------------------|---------------------------|---------------------|--------------------|---------------------|---------------|-------------------|-------------------|-----|----------|
| OUT              | IN                        | IN                  | IN                 | IN                  | IN            | IN                | IN                | IN  | +        |
| Footbrake        | Drivers door opening sim. | Turn off the engine | Turn on the engine | Turn signal control | Trunk release | Opening all doors | Closing all doors | GND | PWR +12V |
| 1                | 2                         | 3                   | 4                  | 5                   | 6             | 7                 | 8                 | 9   | 10       |
| +                | +                         | +                   | +                  | +                   | +             | +                 | +                 | +   | +        |

|                         |                              |                 |
|-------------------------|------------------------------|-----------------|
| Contr. of factory alarm | Contr.c.lock, when ign.is on | Comfort closure |
| +                       | +                            | +               |

Attention:

**BMW X7 (G07)**

year: 2019 →

with and without Keyless System

program No: 14889

from: 2023-09-13

| connector 8 pin |        |        |        |        |        |                           |                         |
|-----------------|--------|--------|--------|--------|--------|---------------------------|-------------------------|
| CAN H           | CAN L  | CAN H  | CAN L  | CAN H  | CAN L  | OUT +                     | OUT -                   |
| CAN1-H          | CAN1-L | CAN2-H | CAN2-L | CAN3-H | CAN3-L | Alternative blink control | Alt. contr. centr. lock |
| 1               | 2      | 3      | 4      | 5      | 6      | 7                         | 8                       |
| +               | +      | +      | +      | +      | +      | +                         | +                       |

| connector 15 pin   |                        |           |            |                  |              |                     |                       |                    |                     |              |                |                    |          |              |
|--------------------|------------------------|-----------|------------|------------------|--------------|---------------------|-----------------------|--------------------|---------------------|--------------|----------------|--------------------|----------|--------------|
| OUT                | OUT                    | OUT       | OUT        | OUT              | OUT          | OUT                 | OUT                   | OUT                | OUT                 | OUT          | OUT            | OUT                | OUT      | OUT          |
| Driver door sensor | Passengers door sensor | Trunk lid | Hood sense | Original alarm++ | Arming state | Lock factory remote | Unlock factory remote | Any button pressed | Handbrake / Parking | Speed 10kmph | Engine running | Engine speed (RPM) | Ignition | Key inserted |
| 1                  | 2                      | 3         | 4          | 5                | 6            | 7                   | 8                     | 9                  | 10                  | 11           | 12             | 13                 | 14       | 15           |
| +                  | +                      | +         | +          | +                | +            | +                   | +                     | +                  | +                   | +            | +              | +                  | +        | +            |

| connector 10 pin |                           |                     |                    |                     |               |                   |                   |     |          |
|------------------|---------------------------|---------------------|--------------------|---------------------|---------------|-------------------|-------------------|-----|----------|
| OUT              | IN                        | IN                  | IN                 | IN                  | IN            | IN                | IN                | IN  | +        |
| Footbrake        | Drivers door opening sim. | Turn off the engine | Turn on the engine | Turn signal control | Trunk release | Opening all doors | Closing all doors | GND | PWR +12V |
| 1                | 2                         | 3                   | 4                  | 5                   | 6             | 7                 | 8                 | 9   | 10       |
| +                | +                         | +                   | +                  | +                   | +             | +                 | +                 | +   | +        |

|                         |                              |                 |
|-------------------------|------------------------------|-----------------|
| Contr. of factory alarm | Contr.c.lock, when ign.is on | Comfort closure |
| +                       | +                            | +               |

Attention:

**BMW XM (G09) (Hybrid) (Plug-in)**

year: 2023 →

with and without Keyless System

program No: 14724

from: 2023-05-23

| connector 8 pin |        |        |        |        |        |                           |                         |
|-----------------|--------|--------|--------|--------|--------|---------------------------|-------------------------|
| CAN H           | CAN L  | CAN H  | CAN L  | CAN H  | CAN L  | OUT +                     | OUT -                   |
| CAN1-H          | CAN1-L | CAN2-H | CAN2-L | CAN3-H | CAN3-L | Alternative blink control | Alt. contr. centr. lock |
| 1               | 2      | 3      | 4      | 5      | 6      | 7                         | 8                       |
| +               | +      | +      | +      | +      | +      | +                         | +                       |

| connector 15 pin   |                        |           |            |                  |              |                     |                       |                    |                     |              |                |                    |          |              |
|--------------------|------------------------|-----------|------------|------------------|--------------|---------------------|-----------------------|--------------------|---------------------|--------------|----------------|--------------------|----------|--------------|
| OUT                | OUT                    | OUT       | OUT        | OUT              | OUT          | OUT                 | OUT                   | OUT                | OUT                 | OUT          | OUT            | OUT                | OUT      | OUT          |
| Driver door sensor | Passengers door sensor | Trunk lid | Hood sense | Original alarm++ | Arming state | Lock factory remote | Unlock factory remote | Any button pressed | Handbrake / Parking | Speed 10kmph | Engine running | Engine speed (RPM) | Ignition | Key inserted |
| 1                  | 2                      | 3         | 4          | 5                | 6            | 7                   | 8                     | 9                  | 10                  | 11           | 12             | 13                 | 14       | 15           |
| +                  | +                      | +         | +          | +                | +            | +                   | +                     | +                  | +                   | +            | +              | +                  | +        | +            |

| connector 10 pin |                           |                     |                    |                     |               |                   |                   |     |          |
|------------------|---------------------------|---------------------|--------------------|---------------------|---------------|-------------------|-------------------|-----|----------|
| OUT              | IN                        | IN                  | IN                 | IN                  | IN            | IN                | IN                | IN  | +        |
| Footbrake        | Drivers door opening sim. | Turn off the engine | Turn on the engine | Turn signal control | Trunk release | Opening all doors | Closing all doors | GND | PWR +12V |
| 1                | 2                         | 3                   | 4                  | 5                   | 6             | 7                 | 8                 | 9   | 10       |
| +                | +                         | +                   | +                  | +                   | +             | +                 | +                 | +   | +        |

|                         |                              |                 |
|-------------------------|------------------------------|-----------------|
| Contr. of factory alarm | Contr.c.lock, when ign.is on | Comfort closure |
| +                       | +                            | +               |

Attention:

Switches





**BUICK ENCORE** year: 2017 → with and without Keyless System program #: 13443 from: 2020-12-14

| connector 8 pin |        |        |        |        |        |                           |                         | connector 15 pin   |                        |           |            |                  |              |                     |                       |                    |                     |              |                |                    |          |              | connector 10 pin |                           |                     |                    |                     |               |                   |                   |     |          |                         |                              |                 |   |
|-----------------|--------|--------|--------|--------|--------|---------------------------|-------------------------|--------------------|------------------------|-----------|------------|------------------|--------------|---------------------|-----------------------|--------------------|---------------------|--------------|----------------|--------------------|----------|--------------|------------------|---------------------------|---------------------|--------------------|---------------------|---------------|-------------------|-------------------|-----|----------|-------------------------|------------------------------|-----------------|---|
| CAN H           | CAN L  | CAN H  | CAN L  | CAN H  | CAN L  | OUT +                     | OUT -                   | OUT                | OUT                    | OUT       | OUT        | OUT              | OUT          | OUT                 | OUT                   | OUT                | OUT                 | OUT          | OUT            | OUT                | OUT      | IN           | IN               | IN                        | IN                  | IN                 | IN                  | IN            | IN                |                   |     |          |                         |                              |                 |   |
| CAN1-H          | CAN1-L | CAN2-H | CAN2-L | CAN3-H | CAN3-L | Alternative blink control | Alt. contr. centr. lock | Driver door sensor | Passengers door sensor | Trunk lid | Hood sense | Original alarm++ | Arming state | Lock factory remote | Unlock factory remote | Any button pressed | Handbrake / Parking | Speed 10kmph | Engine running | Engine speed (RPM) | Ignition | Key inserted | Footbrake        | Drivers door opening sim. | Turn off the engine | Turn on the engine | Turn signal control | Trunk release | Opening all doors | Closing all doors | GND | PWR +12V | Contr. of factory alarm | Contr.c.lock. when ign.is on | Comfort closure |   |
| 1               | 2      | 3      | 4      | 5      | 6      | 7                         | 8                       | 1                  | 2                      | 3         | 4          | 5                | 6            | 7                   | 8                     | 9                  | 10                  | 11           | 12             | 13                 | 14       | 15           | 1                | 2                         | 3                   | 4                  | 5                   | 6             | 7                 | 8                 | 9   | 10       | +                       | +                            | +               | + |

Attention:

**BUICK ENCORE** year: 2012 → with and without Keyless System program #: 11243 from: 2020-07-03

| connector 8 pin |        |        |        |        |        |                           |                         | connector 15 pin   |                        |           |            |                  |              |                     |                       |                    |                     |              |                |                    |          |              | connector 10 pin |                           |                     |                    |                     |               |                   |                   |     |          |                         |                              |                 |    |    |
|-----------------|--------|--------|--------|--------|--------|---------------------------|-------------------------|--------------------|------------------------|-----------|------------|------------------|--------------|---------------------|-----------------------|--------------------|---------------------|--------------|----------------|--------------------|----------|--------------|------------------|---------------------------|---------------------|--------------------|---------------------|---------------|-------------------|-------------------|-----|----------|-------------------------|------------------------------|-----------------|----|----|
| CAN H           | CAN L  | CAN H  | CAN L  | CAN H  | CAN L  | OUT +                     | OUT -                   | OUT                | OUT                    | OUT       | OUT        | OUT              | OUT          | OUT                 | OUT                   | OUT                | OUT                 | OUT          | OUT            | OUT                | OUT      | OUT          | IN               | IN                        | IN                  | IN                 | IN                  | IN            | IN                | IN                | IN  | IN       | IN                      | IN                           | IN              | IN | IN |
| CAN1-H          | CAN1-L | CAN2-H | CAN2-L | CAN3-H | CAN3-L | Alternative blink control | Alt. contr. centr. lock | Driver door sensor | Passengers door sensor | Trunk lid | Hood sense | Original alarm++ | Arming state | Lock factory remote | Unlock factory remote | Any button pressed | Handbrake / Parking | Speed 10kmph | Engine running | Engine speed (RPM) | Ignition | Key inserted | Footbrake        | Drivers door opening sim. | Turn off the engine | Turn on the engine | Turn signal control | Trunk release | Opening all doors | Closing all doors | GND | PWR +12V | Contr. of factory alarm | Contr.c.lock. when ign.is on | Comfort closure |    |    |
| 1               | 2      | 3      | 4      | 5      | 6      | 7                         | 8                       | 1                  | 2                      | 3         | 4          | 5                | 6            | 7                   | 8                     | 9                  | 10                  | 11           | 12             | 13                 | 14       | 15           | 1                | 2                         | 3                   | 4                  | 5                   | 6             | 7                 | 8                 | 9   | 10       | +                       | +                            | +               | +  | +  |

Attention:

**BYD ATTO3 (Electric)** year: 2022 → with and without Keyless System program #: 14859 from: 2023-09-15

| connector 8 pin |        |        |        |        |        |                           |                         | connector 15 pin   |                        |           |            |                  |              |                     |                       |                    |                     |              |                |                    |          |              | connector 10 pin |                           |                     |                    |                     |               |                   |                   |     |          |                         |                              |                 |    |    |
|-----------------|--------|--------|--------|--------|--------|---------------------------|-------------------------|--------------------|------------------------|-----------|------------|------------------|--------------|---------------------|-----------------------|--------------------|---------------------|--------------|----------------|--------------------|----------|--------------|------------------|---------------------------|---------------------|--------------------|---------------------|---------------|-------------------|-------------------|-----|----------|-------------------------|------------------------------|-----------------|----|----|
| CAN H           | CAN L  | CAN H  | CAN L  | CAN H  | CAN L  | OUT +                     | OUT -                   | OUT                | OUT                    | OUT       | OUT        | OUT              | OUT          | OUT                 | OUT                   | OUT                | OUT                 | OUT          | OUT            | OUT                | OUT      | OUT          | IN               | IN                        | IN                  | IN                 | IN                  | IN            | IN                | IN                | IN  | IN       | IN                      | IN                           | IN              | IN | IN |
| CAN1-H          | CAN1-L | CAN2-H | CAN2-L | CAN3-H | CAN3-L | Alternative blink control | Alt. contr. centr. lock | Driver door sensor | Passengers door sensor | Trunk lid | Hood sense | Original alarm++ | Arming state | Lock factory remote | Unlock factory remote | Any button pressed | Handbrake / Parking | Speed 10kmph | Engine running | Engine speed (RPM) | Ignition | Key inserted | Footbrake        | Drivers door opening sim. | Turn off the engine | Turn on the engine | Turn signal control | Trunk release | Opening all doors | Closing all doors | GND | PWR +12V | Contr. of factory alarm | Contr.c.lock. when ign.is on | Comfort closure |    |    |
| 1               | 2      | 3      | 4      | 5      | 6      | 7                         | 8                       | 1                  | 2                      | 3         | 4          | 5                | 6            | 7                   | 8                     | 9                  | 10                  | 11           | 12             | 13                 | 14       | 15           | 1                | 2                         | 3                   | 4                  | 5                   | 6             | 7                 | 8                 | 9   | 10       | +                       | +                            | +               | +  | +  |

Attention:

**BYD ETM6 (Electric)** year: 2022 → with and without Keyless System program #: 14971 from: 2023-10-10

| connector 8 pin |        |        |        |        |        |                           |                         | connector 15 pin   |                        |           |            |                  |              |                     |                       |                    |                     |              |                |                    |          |              | connector 10 pin |                           |                     |                    |                     |               |                   |                   |     |          |                         |                              |                 |    |    |
|-----------------|--------|--------|--------|--------|--------|---------------------------|-------------------------|--------------------|------------------------|-----------|------------|------------------|--------------|---------------------|-----------------------|--------------------|---------------------|--------------|----------------|--------------------|----------|--------------|------------------|---------------------------|---------------------|--------------------|---------------------|---------------|-------------------|-------------------|-----|----------|-------------------------|------------------------------|-----------------|----|----|
| CAN H           | CAN L  | CAN H  | CAN L  | CAN H  | CAN L  | OUT +                     | OUT -                   | OUT                | OUT                    | OUT       | OUT        | OUT              | OUT          | OUT                 | OUT                   | OUT                | OUT                 | OUT          | OUT            | OUT                | OUT      | OUT          | IN               | IN                        | IN                  | IN                 | IN                  | IN            | IN                | IN                | IN  | IN       | IN                      | IN                           | IN              | IN | IN |
| CAN1-H          | CAN1-L | CAN2-H | CAN2-L | CAN3-H | CAN3-L | Alternative blink control | Alt. contr. centr. lock | Driver door sensor | Passengers door sensor | Trunk lid | Hood sense | Original alarm++ | Arming state | Lock factory remote | Unlock factory remote | Any button pressed | Handbrake / Parking | Speed 10kmph | Engine running | Engine speed (RPM) | Ignition | Key inserted | Footbrake        | Drivers door opening sim. | Turn off the engine | Turn on the engine | Turn signal control | Trunk release | Opening all doors | Closing all doors | GND | PWR +12V | Contr. of factory alarm | Contr.c.lock. when ign.is on | Comfort closure |    |    |
| 1               | 2      | 3      | 4      | 5      | 6      | 7                         | 8                       | 1                  | 2                      | 3         | 4          | 5                | 6            | 7                   | 8                     | 9                  | 10                  | 11           | 12             | 13                 | 14       | 15           | 1                | 2                         | 3                   | 4                  | 5                   | 6             | 7                 | 8                 | 9   | 10       | +                       | +                            | +               | +  | +  |

Attention:

**BYD ETP3 (Electric)** year: 2022 → with and without Keyless System program #: 14869 from: 2023-10-11

| connector 8 pin |        |        |        |        |        |                           |                         | connector 15 pin   |                        |           |            |                  |              |                     |                       |                    |                     |              |                |                    |          |              | connector 10 pin |                           |                     |                    |                     |               |                   |                   |     |          |                         |                              |                 |    |    |
|-----------------|--------|--------|--------|--------|--------|---------------------------|-------------------------|--------------------|------------------------|-----------|------------|------------------|--------------|---------------------|-----------------------|--------------------|---------------------|--------------|----------------|--------------------|----------|--------------|------------------|---------------------------|---------------------|--------------------|---------------------|---------------|-------------------|-------------------|-----|----------|-------------------------|------------------------------|-----------------|----|----|
| CAN H           | CAN L  | CAN H  | CAN L  | CAN H  | CAN L  | OUT +                     | OUT -                   | OUT                | OUT                    | OUT       | OUT        | OUT              | OUT          | OUT                 | OUT                   | OUT                | OUT                 | OUT          | OUT            | OUT                | OUT      | OUT          | IN               | IN                        | IN                  | IN                 | IN                  | IN            | IN                | IN                | IN  | IN       | IN                      | IN                           | IN              | IN | IN |
| CAN1-H          | CAN1-L | CAN2-H | CAN2-L | CAN3-H | CAN3-L | Alternative blink control | Alt. contr. centr. lock | Driver door sensor | Passengers door sensor | Trunk lid | Hood sense | Original alarm++ | Arming state | Lock factory remote | Unlock factory remote | Any button pressed | Handbrake / Parking | Speed 10kmph | Engine running | Engine speed (RPM) | Ignition | Key inserted | Footbrake        | Drivers door opening sim. | Turn off the engine | Turn on the engine | Turn signal control | Trunk release | Opening all doors | Closing all doors | GND | PWR +12V | Contr. of factory alarm | Contr.c.lock. when ign.is on | Comfort closure |    |    |
| 1               | 2      | 3      | 4      | 5      | 6      | 7                         | 8                       | 1                  | 2                      | 3         | 4          | 5                | 6            | 7                   | 8                     | 9                  | 10                  | 11           | 12             | 13                 | 14       | 15           | 1                | 2                         | 3                   | 4                  | 5                   | 6             | 7                 | 8                 | 9   | 10       | +                       | +                            | +               | +  | +  |

Attention:

| CADILLAC ATS    |        |        |        |        |        |                           |                         | year: 2013 →       | with and without Keyless System | program #: 11425 | from: 2020-07-03 |                  |              |                     |                       |                    |                     |              |                |                    |          |              |           |                           |                     |                    |                     |               |                   |                   |     |          |           |                           |                     |                    |                     |               |                   |                   |     |          |                         |                              |                 |   |   |   |   |   |   |   |   |   |   |   |   |   |   |   |   |   |   |   |   |   |
|-----------------|--------|--------|--------|--------|--------|---------------------------|-------------------------|--------------------|---------------------------------|------------------|------------------|------------------|--------------|---------------------|-----------------------|--------------------|---------------------|--------------|----------------|--------------------|----------|--------------|-----------|---------------------------|---------------------|--------------------|---------------------|---------------|-------------------|-------------------|-----|----------|-----------|---------------------------|---------------------|--------------------|---------------------|---------------|-------------------|-------------------|-----|----------|-------------------------|------------------------------|-----------------|---|---|---|---|---|---|---|---|---|---|---|---|---|---|---|---|---|---|---|---|---|
| connector 8 pin |        |        |        |        |        |                           |                         | connector 15 pin   |                                 |                  |                  |                  |              |                     |                       | connector 10 pin   |                     |              |                |                    |          |              |           |                           |                     |                    |                     |               |                   |                   |     |          |           |                           |                     |                    |                     |               |                   |                   |     |          |                         |                              |                 |   |   |   |   |   |   |   |   |   |   |   |   |   |   |   |   |   |   |   |   |   |
| CAN H           | CAN L  | CAN H  | CAN L  | CAN H  | CAN L  | OUT +                     | OUT -                   | OUT                | OUT                             | OUT              | OUT              | OUT              | OUT          | OUT                 | OUT                   | OUT                | OUT                 | OUT          | OUT            | OUT                | OUT      | OUT          | OUT       | IN                        | IN                  | IN                 | IN                  | IN            | IN                | IN                | IN  | IN       | IN        | IN                        | OUT                 | IN                 | IN                  | IN            | IN                | IN                | IN  | IN       |                         |                              |                 |   |   |   |   |   |   |   |   |   |   |   |   |   |   |   |   |   |   |   |   |   |
| CAN1-H          | CAN1-L | CAN2-H | CAN2-L | CAN3-H | CAN3-L | Alternative blink control | Alt. contr. centr. lock | Driver door sensor | Passengers door sensor          | Trunk lid        | Hood sense       | Original alarm++ | Arming state | Lock factory remote | Unlock factory remote | Any button pressed | Handbrake / Parking | Speed 10kmph | Engine running | Engine speed (RPM) | Ignition | Key inserted | Footbrake | Drivers door opening sim. | Turn off the engine | Turn on the engine | Turn signal control | Trunk release | Opening all doors | Closing all doors | GND | PWR +12V | Footbrake | Drivers door opening sim. | Turn off the engine | Turn on the engine | Turn signal control | Trunk release | Opening all doors | Closing all doors | GND | PWR +12V | Contr. of factory alarm | Contr.c.lock. when ign.is on | Comfort closure |   |   |   |   |   |   |   |   |   |   |   |   |   |   |   |   |   |   |   |   |   |
| 1               | 2      | 3      | 4      | 5      | 6      | 7                         | 8                       | 1                  | 2                               | 3                | 4                | 5                | 6            | 7                   | 8                     | 9                  | 10                  | 11           | 12             | 13                 | 14       | 15           | 1         | 2                         | 3                   | 4                  | 5                   | 6             | 7                 | 8                 | 9   | 10       | 1         | 2                         | 3                   | 4                  | 5                   | 6             | 7                 | 8                 | 9   | 10       | +                       | +                            | +               | + | + | + | + | + | + | + | + | + | + | + | + | + | + | + | + | + | + | + | + | + |
| Attention:      |        |        |        |        |        |                           |                         |                    |                                 |                  |                  |                  |              |                     |                       |                    |                     |              |                |                    |          |              |           |                           |                     |                    |                     |               |                   |                   |     |          |           |                           |                     |                    |                     |               |                   |                   |     |          |                         |                              |                 |   |   |   |   |   |   |   |   |   |   |   |   |   |   |   |   |   |   |   |   |   |

| CADILLAC BLS    |        |        |        |        |        |                           |                         | year: 2006 →       | with and without Keyless System | program #: 11126 | from: 2017-09-01 |                  |              |                     |                       |                    |                     |              |                |                    |          |              |           |                           |                     |                    |                     |               |                   |                   |     |          |           |                           |                     |                    |                     |               |                   |                   |     |          |                         |                              |                 |   |   |   |   |   |   |   |   |   |   |   |   |   |   |   |   |   |   |   |   |   |
|-----------------|--------|--------|--------|--------|--------|---------------------------|-------------------------|--------------------|---------------------------------|------------------|------------------|------------------|--------------|---------------------|-----------------------|--------------------|---------------------|--------------|----------------|--------------------|----------|--------------|-----------|---------------------------|---------------------|--------------------|---------------------|---------------|-------------------|-------------------|-----|----------|-----------|---------------------------|---------------------|--------------------|---------------------|---------------|-------------------|-------------------|-----|----------|-------------------------|------------------------------|-----------------|---|---|---|---|---|---|---|---|---|---|---|---|---|---|---|---|---|---|---|---|---|
| connector 8 pin |        |        |        |        |        |                           |                         | connector 15 pin   |                                 |                  |                  |                  |              |                     |                       | connector 10 pin   |                     |              |                |                    |          |              |           |                           |                     |                    |                     |               |                   |                   |     |          |           |                           |                     |                    |                     |               |                   |                   |     |          |                         |                              |                 |   |   |   |   |   |   |   |   |   |   |   |   |   |   |   |   |   |   |   |   |   |
| CAN H           | CAN L  | CAN H  | CAN L  | CAN H  | CAN L  | OUT +                     | OUT -                   | OUT                | OUT                             | OUT              | OUT              | OUT              | OUT          | OUT                 | OUT                   | OUT                | OUT                 | OUT          | OUT            | OUT                | OUT      | OUT          | OUT       | IN                        | IN                  | IN                 | IN                  | IN            | IN                | IN                | IN  | IN       | IN        | IN                        | OUT                 | IN                 | IN                  | IN            | IN                | IN                | IN  | IN       |                         |                              |                 |   |   |   |   |   |   |   |   |   |   |   |   |   |   |   |   |   |   |   |   |   |
| CAN1-H          | CAN1-L | CAN2-H | CAN2-L | CAN3-H | CAN3-L | Alternative blink control | Alt. contr. centr. lock | Driver door sensor | Passengers door sensor          | Trunk lid        | Hood sense       | Original alarm++ | Arming state | Lock factory remote | Unlock factory remote | Any button pressed | Handbrake / Parking | Speed 10kmph | Engine running | Engine speed (RPM) | Ignition | Key inserted | Footbrake | Drivers door opening sim. | Turn off the engine | Turn on the engine | Turn signal control | Trunk release | Opening all doors | Closing all doors | GND | PWR +12V | Footbrake | Drivers door opening sim. | Turn off the engine | Turn on the engine | Turn signal control | Trunk release | Opening all doors | Closing all doors | GND | PWR +12V | Contr. of factory alarm | Contr.c.lock. when ign.is on | Comfort closure |   |   |   |   |   |   |   |   |   |   |   |   |   |   |   |   |   |   |   |   |   |
| 1               | 2      | 3      | 4      | 5      | 6      | 7                         | 8                       | 1                  | 2                               | 3                | 4                | 5                | 6            | 7                   | 8                     | 9                  | 10                  | 11           | 12             | 13                 | 14       | 15           | 1         | 2                         | 3                   | 4                  | 5                   | 6             | 7                 | 8                 | 9   | 10       | 1         | 2                         | 3                   | 4                  | 5                   | 6             | 7                 | 8                 | 9   | 10       | +                       | +                            | +               | + | + | + | + | + | + | + | + | + | + | + | + | + | + | + | + | + | + | + | + | + |
| Attention:      |        |        |        |        |        |                           |                         |                    |                                 |                  |                  |                  |              |                     |                       |                    |                     |              |                |                    |          |              |           |                           |                     |                    |                     |               |                   |                   |     |          |           |                           |                     |                    |                     |               |                   |                   |     |          |                         |                              |                 |   |   |   |   |   |   |   |   |   |   |   |   |   |   |   |   |   |   |   |   |   |

| CADILLAC CTS (Coupe) |        |        |        |        |        |                           |                         | year: 2010 →       | with and without Keyless System | program #: 11227 | from: 2017-09-01 |                  |              |                     |                       |                    |                     |              |                |                    |          |              |           |                           |                     |                    |                     |               |                   |                   |     |          |           |                           |                     |                    |                     |               |                   |                   |     |          |                         |                              |                 |   |   |   |   |   |   |   |   |   |   |   |   |   |   |   |   |   |   |   |   |   |
|----------------------|--------|--------|--------|--------|--------|---------------------------|-------------------------|--------------------|---------------------------------|------------------|------------------|------------------|--------------|---------------------|-----------------------|--------------------|---------------------|--------------|----------------|--------------------|----------|--------------|-----------|---------------------------|---------------------|--------------------|---------------------|---------------|-------------------|-------------------|-----|----------|-----------|---------------------------|---------------------|--------------------|---------------------|---------------|-------------------|-------------------|-----|----------|-------------------------|------------------------------|-----------------|---|---|---|---|---|---|---|---|---|---|---|---|---|---|---|---|---|---|---|---|---|
| connector 8 pin      |        |        |        |        |        |                           |                         | connector 15 pin   |                                 |                  |                  |                  |              |                     |                       | connector 10 pin   |                     |              |                |                    |          |              |           |                           |                     |                    |                     |               |                   |                   |     |          |           |                           |                     |                    |                     |               |                   |                   |     |          |                         |                              |                 |   |   |   |   |   |   |   |   |   |   |   |   |   |   |   |   |   |   |   |   |   |
| CAN H                | CAN L  | CAN H  | CAN L  | CAN H  | CAN L  | OUT +                     | OUT -                   | OUT                | OUT                             | OUT              | OUT              | OUT              | OUT          | OUT                 | OUT                   | OUT                | OUT                 | OUT          | OUT            | OUT                | OUT      | OUT          | OUT       | IN                        | IN                  | IN                 | IN                  | IN            | IN                | IN                | IN  | IN       | IN        | IN                        | OUT                 | IN                 | IN                  | IN            | IN                | IN                | IN  | IN       |                         |                              |                 |   |   |   |   |   |   |   |   |   |   |   |   |   |   |   |   |   |   |   |   |   |
| CAN1-H               | CAN1-L | CAN2-H | CAN2-L | CAN3-H | CAN3-L | Alternative blink control | Alt. contr. centr. lock | Driver door sensor | Passengers door sensor          | Trunk lid        | Hood sense       | Original alarm++ | Arming state | Lock factory remote | Unlock factory remote | Any button pressed | Handbrake / Parking | Speed 10kmph | Engine running | Engine speed (RPM) | Ignition | Key inserted | Footbrake | Drivers door opening sim. | Turn off the engine | Turn on the engine | Turn signal control | Trunk release | Opening all doors | Closing all doors | GND | PWR +12V | Footbrake | Drivers door opening sim. | Turn off the engine | Turn on the engine | Turn signal control | Trunk release | Opening all doors | Closing all doors | GND | PWR +12V | Contr. of factory alarm | Contr.c.lock. when ign.is on | Comfort closure |   |   |   |   |   |   |   |   |   |   |   |   |   |   |   |   |   |   |   |   |   |
| 1                    | 2      | 3      | 4      | 5      | 6      | 7                         | 8                       | 1                  | 2                               | 3                | 4                | 5                | 6            | 7                   | 8                     | 9                  | 10                  | 11           | 12             | 13                 | 14       | 15           | 1         | 2                         | 3                   | 4                  | 5                   | 6             | 7                 | 8                 | 9   | 10       | 1         | 2                         | 3                   | 4                  | 5                   | 6             | 7                 | 8                 | 9   | 10       | +                       | +                            | +               | + | + | + | + | + | + | + | + | + | + | + | + | + | + | + | + | + | + | + | + | + |
| Attention:           |        |        |        |        |        |                           |                         |                    |                                 |                  |                  |                  |              |                     |                       |                    |                     |              |                |                    |          |              |           |                           |                     |                    |                     |               |                   |                   |     |          |           |                           |                     |                    |                     |               |                   |                   |     |          |                         |                              |                 |   |   |   |   |   |   |   |   |   |   |   |   |   |   |   |   |   |   |   |   |   |

| CADILLAC CTS    |        |        |        |        |        |                           |                         | year: 2008 →       | with and without Keyless System | program #: 11227 | from: 2017-09-01 |                  |              |                     |                       |                    |                     |              |                |                    |          |              |           |                           |                     |                    |                     |               |                   |                   |     |          |           |                           |                     |                    |                     |               |                   |                   |     |          |                         |                              |                 |   |   |   |   |   |   |   |   |   |   |   |   |   |   |   |   |   |   |   |   |   |
|-----------------|--------|--------|--------|--------|--------|---------------------------|-------------------------|--------------------|---------------------------------|------------------|------------------|------------------|--------------|---------------------|-----------------------|--------------------|---------------------|--------------|----------------|--------------------|----------|--------------|-----------|---------------------------|---------------------|--------------------|---------------------|---------------|-------------------|-------------------|-----|----------|-----------|---------------------------|---------------------|--------------------|---------------------|---------------|-------------------|-------------------|-----|----------|-------------------------|------------------------------|-----------------|---|---|---|---|---|---|---|---|---|---|---|---|---|---|---|---|---|---|---|---|---|
| connector 8 pin |        |        |        |        |        |                           |                         | connector 15 pin   |                                 |                  |                  |                  |              |                     |                       | connector 10 pin   |                     |              |                |                    |          |              |           |                           |                     |                    |                     |               |                   |                   |     |          |           |                           |                     |                    |                     |               |                   |                   |     |          |                         |                              |                 |   |   |   |   |   |   |   |   |   |   |   |   |   |   |   |   |   |   |   |   |   |
| CAN H           | CAN L  | CAN H  | CAN L  | CAN H  | CAN L  | OUT +                     | OUT -                   | OUT                | OUT                             | OUT              | OUT              | OUT              | OUT          | OUT                 | OUT                   | OUT                | OUT                 | OUT          | OUT            | OUT                | OUT      | OUT          | OUT       | IN                        | IN                  | IN                 | IN                  | IN            | IN                | IN                | IN  | IN       | IN        | IN                        | OUT                 | IN                 | IN                  | IN            | IN                | IN                | IN  | IN       |                         |                              |                 |   |   |   |   |   |   |   |   |   |   |   |   |   |   |   |   |   |   |   |   |   |
| CAN1-H          | CAN1-L | CAN2-H | CAN2-L | CAN3-H | CAN3-L | Alternative blink control | Alt. contr. centr. lock | Driver door sensor | Passengers door sensor          | Trunk lid        | Hood sense       | Original alarm++ | Arming state | Lock factory remote | Unlock factory remote | Any button pressed | Handbrake / Parking | Speed 10kmph | Engine running | Engine speed (RPM) | Ignition | Key inserted | Footbrake | Drivers door opening sim. | Turn off the engine | Turn on the engine | Turn signal control | Trunk release | Opening all doors | Closing all doors | GND | PWR +12V | Footbrake | Drivers door opening sim. | Turn off the engine | Turn on the engine | Turn signal control | Trunk release | Opening all doors | Closing all doors | GND | PWR +12V | Contr. of factory alarm | Contr.c.lock. when ign.is on | Comfort closure |   |   |   |   |   |   |   |   |   |   |   |   |   |   |   |   |   |   |   |   |   |
| 1               | 2      | 3      | 4      | 5      | 6      | 7                         | 8                       | 1                  | 2                               | 3                | 4                | 5                | 6            | 7                   | 8                     | 9                  | 10                  | 11           | 12             | 13                 | 14       | 15           | 1         | 2                         | 3                   | 4                  | 5                   | 6             | 7                 | 8                 | 9   | 10       | 1         | 2                         | 3                   | 4                  | 5                   | 6             | 7                 | 8                 | 9   | 10       | +                       | +                            | +               | + | + | + | + | + | + | + | + | + | + | + | + | + | + | + | + | + | + | + | + | + |
| Attention:      |        |        |        |        |        |                           |                         |                    |                                 |                  |                  |                  |              |                     |                       |                    |                     |              |                |                    |          |              |           |                           |                     |                    |                     |               |                   |                   |     |          |           |                           |                     |                    |                     |               |                   |                   |     |          |                         |                              |                 |   |   |   |   |   |   |   |   |   |   |   |   |   |   |   |   |   |   |   |   |   |

| CADILLAC ESCALADE (GMT T1XX) |        |        |        |        |        |                           |                         | year: 2021 →       | with and without Keyless System | program #: 14678 | from: 2023-04-18 |                  |              |                     |                       |                    |                     |              |                |                    |          |              |           |                           |                     |                    |                     |               |                   |                   |     |          |           |                           |                     |                    |                     |               |                   |                   |     |          |                         |                              |                 |   |   |   |   |   |   |   |   |   |   |   |   |   |   |   |   |   |   |   |   |   |
|------------------------------|--------|--------|--------|--------|--------|---------------------------|-------------------------|--------------------|---------------------------------|------------------|------------------|------------------|--------------|---------------------|-----------------------|--------------------|---------------------|--------------|----------------|--------------------|----------|--------------|-----------|---------------------------|---------------------|--------------------|---------------------|---------------|-------------------|-------------------|-----|----------|-----------|---------------------------|---------------------|--------------------|---------------------|---------------|-------------------|-------------------|-----|----------|-------------------------|------------------------------|-----------------|---|---|---|---|---|---|---|---|---|---|---|---|---|---|---|---|---|---|---|---|---|
| connector 8 pin              |        |        |        |        |        |                           |                         | connector 15 pin   |                                 |                  |                  |                  |              |                     |                       | connector 10 pin   |                     |              |                |                    |          |              |           |                           |                     |                    |                     |               |                   |                   |     |          |           |                           |                     |                    |                     |               |                   |                   |     |          |                         |                              |                 |   |   |   |   |   |   |   |   |   |   |   |   |   |   |   |   |   |   |   |   |   |
| CAN H                        | CAN L  | CAN H  | CAN L  | CAN H  | CAN L  | OUT +                     | OUT -                   | OUT                | OUT                             | OUT              | OUT              | OUT              | OUT          | OUT                 | OUT                   | OUT                | OUT                 | OUT          | OUT            | OUT                | OUT      | OUT          | OUT       | IN                        | IN                  | IN                 | IN                  | IN            | IN                | IN                | IN  | IN       | IN        | IN                        | OUT                 | IN                 | IN                  | IN            | IN                | IN                | IN  | IN       |                         |                              |                 |   |   |   |   |   |   |   |   |   |   |   |   |   |   |   |   |   |   |   |   |   |
| CAN1-H                       | CAN1-L | CAN2-H | CAN2-L | CAN3-H | CAN3-L | Alternative blink control | Alt. contr. centr. lock | Driver door sensor | Passengers door sensor          | Trunk lid        | Hood sense       | Original alarm++ | Arming state | Lock factory remote | Unlock factory remote | Any button pressed | Handbrake / Parking | Speed 10kmph | Engine running | Engine speed (RPM) | Ignition | Key inserted | Footbrake | Drivers door opening sim. | Turn off the engine | Turn on the engine | Turn signal control | Trunk release | Opening all doors | Closing all doors | GND | PWR +12V | Footbrake | Drivers door opening sim. | Turn off the engine | Turn on the engine | Turn signal control | Trunk release | Opening all doors | Closing all doors | GND | PWR +12V | Contr. of factory alarm | Contr.c.lock. when ign.is on | Comfort closure |   |   |   |   |   |   |   |   |   |   |   |   |   |   |   |   |   |   |   |   |   |
| 1                            | 2      | 3      | 4      | 5      | 6      | 7                         | 8                       | 1                  | 2                               | 3                | 4                | 5                | 6            | 7                   | 8                     | 9                  | 10                  | 11           | 12             | 13                 | 14       | 15           | 1         | 2                         | 3                   | 4                  | 5                   | 6             | 7                 | 8                 | 9   | 10       | 1         | 2                         | 3                   | 4                  | 5                   | 6             | 7                 | 8                 | 9   | 10       | +                       | +                            | +               | + | + | + | + | + | + | + | + | + | + | + | + | + | + | + | + | + | + | + | + | + |
| Attention:                   |        |        |        |        |        |                           |                         |                    |                                 |                  |                  |                  |              |                     |                       |                    |                     |              |                |                    |          |              |           |                           |                     |                    |                     |               |                   |                   |     |          |           |                           |                     |                    |                     |               |                   |                   |     |          |                         |                              |                 |   |   |   |   |   |   |   |   |   |   |   |   |   |   |   |   |   |   |   |   |   |

| CADILLAC ESCALADE (GMT K2XL) |        |        |        |        |        |       |       |                           |                         | year: 2015 →       |                        |           |            |                  |              |                     |                       |                    |                     | with and without Keyless System |                |                    |          |              |           |                           |                     |                    |                     | program №: 13248 |                   |                   |     |          |                         |                              |                 |     |     | from: 2020-07-03 |    |    |    |    |    |    |    |    |    |   |   |   |   |   |   |   |   |   |   |   |   |   |   |   |   |   |   |   |   |   |   |   |   |   |
|------------------------------|--------|--------|--------|--------|--------|-------|-------|---------------------------|-------------------------|--------------------|------------------------|-----------|------------|------------------|--------------|---------------------|-----------------------|--------------------|---------------------|---------------------------------|----------------|--------------------|----------|--------------|-----------|---------------------------|---------------------|--------------------|---------------------|------------------|-------------------|-------------------|-----|----------|-------------------------|------------------------------|-----------------|-----|-----|------------------|----|----|----|----|----|----|----|----|----|---|---|---|---|---|---|---|---|---|---|---|---|---|---|---|---|---|---|---|---|---|---|---|---|---|
| connector 8 pin              |        |        |        |        |        |       |       |                           |                         | connector 15 pin   |                        |           |            |                  |              |                     |                       |                    |                     | connector 10 pin                |                |                    |          |              |           |                           |                     |                    |                     |                  |                   |                   |     |          |                         |                              |                 |     |     |                  |    |    |    |    |    |    |    |    |    |   |   |   |   |   |   |   |   |   |   |   |   |   |   |   |   |   |   |   |   |   |   |   |   |   |
| CAN H                        | CAN L  | CAN H  | CAN L  | CAN H  | CAN L  | CAN H | CAN L | OUT +                     | OUT -                   | OUT                | OUT                    | OUT       | OUT        | OUT              | OUT          | OUT                 | OUT                   | OUT                | OUT                 | OUT                             | IN             | IN                 | IN       | IN           | IN        | IN                        | IN                  | IN                 | IN                  | OUT              | OUT               | OUT               | OUT | OUT      | OUT                     | OUT                          | OUT             | OUT | OUT | OUT              | IN | IN | IN | IN | IN | IN | IN | IN | IN |   |   |   |   |   |   |   |   |   |   |   |   |   |   |   |   |   |   |   |   |   |   |   |   |   |
| CAN1-H                       | CAN1-L | CAN2-H | CAN2-L | CAN3-H | CAN3-L |       |       | Alternative blink control | Alt. contr. centr. lock | Driver door sensor | Passengers door sensor | Trunk lid | Hood sense | Original alarm++ | Arming state | Lock factory remote | Unlock factory remote | Any button pressed | Handbrake / Parking | Speed 10kmph                    | Engine running | Engine speed (RPM) | Ignition | Key inserted | Footbrake | Drivers door opening sim. | Turn off the engine | Turn on the engine | Turn signal control | Trunk release    | Opening all doors | Closing all doors | GND | PWR +12V | Contr. of factory alarm | Contr.c.lock, when ign.is on | Comfort closure |     |     |                  |    |    |    |    |    |    |    |    |    |   |   |   |   |   |   |   |   |   |   |   |   |   |   |   |   |   |   |   |   |   |   |   |   |   |
| 1                            | 2      | 3      | 4      | 5      | 6      | 7     | 8     |                           |                         | 1                  | 2                      | 3         | 4          | 5                | 6            | 7                   | 8                     | 9                  | 10                  | 11                              | 12             | 13                 | 14       | 15           | 1         | 2                         | 3                   | 4                  | 5                   | 6                | 7                 | 8                 | 9   | 10       | 1                       | 2                            | 3               | 4   | 5   | 6                | 7  | 8  | 9  | 10 | +  | +  | +  | +  | +  | + | + | + | + | + | + | + | + | + | + | + | + | + | + | + | + | + | + | + | + | + | + | + | + | + |

Attention:

Switches

| CADILLAC ESCALADE (GMT900) |        |        |        |        |        |       |       |                           |                         | year: 2007 →       |                        |           |            |                  |              |                     |                       |                    |                     | with and without Keyless System |                |                    |          |              |           |                           |                     |                    |                     | program №: 11198 |                   |                   |     |          |                         |                              |                 |     |     | from: 2017-09-01 |    |    |    |    |    |    |    |    |    |   |   |   |   |   |   |   |   |   |   |   |   |   |   |   |   |   |   |   |   |   |   |   |   |   |
|----------------------------|--------|--------|--------|--------|--------|-------|-------|---------------------------|-------------------------|--------------------|------------------------|-----------|------------|------------------|--------------|---------------------|-----------------------|--------------------|---------------------|---------------------------------|----------------|--------------------|----------|--------------|-----------|---------------------------|---------------------|--------------------|---------------------|------------------|-------------------|-------------------|-----|----------|-------------------------|------------------------------|-----------------|-----|-----|------------------|----|----|----|----|----|----|----|----|----|---|---|---|---|---|---|---|---|---|---|---|---|---|---|---|---|---|---|---|---|---|---|---|---|---|
| connector 8 pin            |        |        |        |        |        |       |       |                           |                         | connector 15 pin   |                        |           |            |                  |              |                     |                       |                    |                     | connector 10 pin                |                |                    |          |              |           |                           |                     |                    |                     |                  |                   |                   |     |          |                         |                              |                 |     |     |                  |    |    |    |    |    |    |    |    |    |   |   |   |   |   |   |   |   |   |   |   |   |   |   |   |   |   |   |   |   |   |   |   |   |   |
| CAN H                      | CAN L  | CAN H  | CAN L  | CAN H  | CAN L  | CAN H | CAN L | OUT +                     | OUT -                   | OUT                | OUT                    | OUT       | OUT        | OUT              | OUT          | OUT                 | OUT                   | OUT                | OUT                 | OUT                             | IN             | IN                 | IN       | IN           | IN        | IN                        | IN                  | IN                 | IN                  | OUT              | OUT               | OUT               | OUT | OUT      | OUT                     | OUT                          | OUT             | OUT | OUT | OUT              | IN | IN | IN | IN | IN | IN | IN | IN | IN |   |   |   |   |   |   |   |   |   |   |   |   |   |   |   |   |   |   |   |   |   |   |   |   |   |
| CAN1-H                     | CAN1-L | CAN2-H | CAN2-L | CAN3-H | CAN3-L |       |       | Alternative blink control | Alt. contr. centr. lock | Driver door sensor | Passengers door sensor | Trunk lid | Hood sense | Original alarm++ | Arming state | Lock factory remote | Unlock factory remote | Any button pressed | Handbrake / Parking | Speed 10kmph                    | Engine running | Engine speed (RPM) | Ignition | Key inserted | Footbrake | Drivers door opening sim. | Turn off the engine | Turn on the engine | Turn signal control | Trunk release    | Opening all doors | Closing all doors | GND | PWR +12V | Contr. of factory alarm | Contr.c.lock, when ign.is on | Comfort closure |     |     |                  |    |    |    |    |    |    |    |    |    |   |   |   |   |   |   |   |   |   |   |   |   |   |   |   |   |   |   |   |   |   |   |   |   |   |
| 1                          | 2      | 3      | 4      | 5      | 6      | 7     | 8     |                           |                         | 1                  | 2                      | 3         | 4          | 5                | 6            | 7                   | 8                     | 9                  | 10                  | 11                              | 12             | 13                 | 14       | 15           | 1         | 2                         | 3                   | 4                  | 5                   | 6                | 7                 | 8                 | 9   | 10       | 1                       | 2                            | 3               | 4   | 5   | 6                | 7  | 8  | 9  | 10 | +  | +  | +  | +  | +  | + | + | + | + | + | + | + | + | + | + | + | + | + | + | + | + | + | + | + | + | + | + | + | + | + |

Attention:

Switches

| CADILLAC SRX    |        |        |        |        |        |       |       |                           |                         | year: 2010 →       |                        |           |            |                  |              |                     |                       |                    |                     | with and without Keyless System |                |                    |          |              |           |                           |                     |                    |                     | program №: 11183 |                   |                   |     |          |                         |                              |                 |     |     | from: 2021-06-21 |    |    |    |    |    |    |    |    |    |   |   |   |   |   |   |   |   |   |   |   |   |   |   |   |   |   |   |   |   |   |   |   |   |   |
|-----------------|--------|--------|--------|--------|--------|-------|-------|---------------------------|-------------------------|--------------------|------------------------|-----------|------------|------------------|--------------|---------------------|-----------------------|--------------------|---------------------|---------------------------------|----------------|--------------------|----------|--------------|-----------|---------------------------|---------------------|--------------------|---------------------|------------------|-------------------|-------------------|-----|----------|-------------------------|------------------------------|-----------------|-----|-----|------------------|----|----|----|----|----|----|----|----|----|---|---|---|---|---|---|---|---|---|---|---|---|---|---|---|---|---|---|---|---|---|---|---|---|---|
| connector 8 pin |        |        |        |        |        |       |       |                           |                         | connector 15 pin   |                        |           |            |                  |              |                     |                       |                    |                     | connector 10 pin                |                |                    |          |              |           |                           |                     |                    |                     |                  |                   |                   |     |          |                         |                              |                 |     |     |                  |    |    |    |    |    |    |    |    |    |   |   |   |   |   |   |   |   |   |   |   |   |   |   |   |   |   |   |   |   |   |   |   |   |   |
| CAN H           | CAN L  | CAN H  | CAN L  | CAN H  | CAN L  | CAN H | CAN L | OUT +                     | OUT -                   | OUT                | OUT                    | OUT       | OUT        | OUT              | OUT          | OUT                 | OUT                   | OUT                | OUT                 | OUT                             | IN             | IN                 | IN       | IN           | IN        | IN                        | IN                  | IN                 | IN                  | OUT              | OUT               | OUT               | OUT | OUT      | OUT                     | OUT                          | OUT             | OUT | OUT | OUT              | IN | IN | IN | IN | IN | IN | IN | IN | IN |   |   |   |   |   |   |   |   |   |   |   |   |   |   |   |   |   |   |   |   |   |   |   |   |   |
| CAN1-H          | CAN1-L | CAN2-H | CAN2-L | CAN3-H | CAN3-L |       |       | Alternative blink control | Alt. contr. centr. lock | Driver door sensor | Passengers door sensor | Trunk lid | Hood sense | Original alarm++ | Arming state | Lock factory remote | Unlock factory remote | Any button pressed | Handbrake / Parking | Speed 10kmph                    | Engine running | Engine speed (RPM) | Ignition | Key inserted | Footbrake | Drivers door opening sim. | Turn off the engine | Turn on the engine | Turn signal control | Trunk release    | Opening all doors | Closing all doors | GND | PWR +12V | Contr. of factory alarm | Contr.c.lock, when ign.is on | Comfort closure |     |     |                  |    |    |    |    |    |    |    |    |    |   |   |   |   |   |   |   |   |   |   |   |   |   |   |   |   |   |   |   |   |   |   |   |   |   |
| 1               | 2      | 3      | 4      | 5      | 6      | 7     | 8     |                           |                         | 1                  | 2                      | 3         | 4          | 5                | 6            | 7                   | 8                     | 9                  | 10                  | 11                              | 12             | 13                 | 14       | 15           | 1         | 2                         | 3                   | 4                  | 5                   | 6                | 7                 | 8                 | 9   | 10       | 1                       | 2                            | 3               | 4   | 5   | 6                | 7  | 8  | 9  | 10 | +  | +  | +  | +  | +  | + | + | + | + | + | + | + | + | + | + | + | + | + | + | + | + | + | + | + | + | + | + | + | + | + |

Attention:

Switches

| CADILLAC SRX    |        |        |        |        |        |       |       |                           |                         | year: 2007 →       |                        |           |            |                  |              |                     |                       |                    |                     | with and without Keyless System |                |                    |          |              |           |                           |                     |                    |                     | program №: 11198 |                   |                   |     |          |                         |                              |                 |     |     | from: 2017-09-01 |    |    |    |    |    |    |    |    |    |   |   |   |   |   |   |   |   |   |   |   |   |   |   |   |   |   |   |   |   |   |   |   |   |   |
|-----------------|--------|--------|--------|--------|--------|-------|-------|---------------------------|-------------------------|--------------------|------------------------|-----------|------------|------------------|--------------|---------------------|-----------------------|--------------------|---------------------|---------------------------------|----------------|--------------------|----------|--------------|-----------|---------------------------|---------------------|--------------------|---------------------|------------------|-------------------|-------------------|-----|----------|-------------------------|------------------------------|-----------------|-----|-----|------------------|----|----|----|----|----|----|----|----|----|---|---|---|---|---|---|---|---|---|---|---|---|---|---|---|---|---|---|---|---|---|---|---|---|---|
| connector 8 pin |        |        |        |        |        |       |       |                           |                         | connector 15 pin   |                        |           |            |                  |              |                     |                       |                    |                     | connector 10 pin                |                |                    |          |              |           |                           |                     |                    |                     |                  |                   |                   |     |          |                         |                              |                 |     |     |                  |    |    |    |    |    |    |    |    |    |   |   |   |   |   |   |   |   |   |   |   |   |   |   |   |   |   |   |   |   |   |   |   |   |   |
| CAN H           | CAN L  | CAN H  | CAN L  | CAN H  | CAN L  | CAN H | CAN L | OUT +                     | OUT -                   | OUT                | OUT                    | OUT       | OUT        | OUT              | OUT          | OUT                 | OUT                   | OUT                | OUT                 | OUT                             | IN             | IN                 | IN       | IN           | IN        | IN                        | IN                  | IN                 | IN                  | OUT              | OUT               | OUT               | OUT | OUT      | OUT                     | OUT                          | OUT             | OUT | OUT | OUT              | IN | IN | IN | IN | IN | IN | IN | IN | IN |   |   |   |   |   |   |   |   |   |   |   |   |   |   |   |   |   |   |   |   |   |   |   |   |   |
| CAN1-H          | CAN1-L | CAN2-H | CAN2-L | CAN3-H | CAN3-L |       |       | Alternative blink control | Alt. contr. centr. lock | Driver door sensor | Passengers door sensor | Trunk lid | Hood sense | Original alarm++ | Arming state | Lock factory remote | Unlock factory remote | Any button pressed | Handbrake / Parking | Speed 10kmph                    | Engine running | Engine speed (RPM) | Ignition | Key inserted | Footbrake | Drivers door opening sim. | Turn off the engine | Turn on the engine | Turn signal control | Trunk release    | Opening all doors | Closing all doors | GND | PWR +12V | Contr. of factory alarm | Contr.c.lock, when ign.is on | Comfort closure |     |     |                  |    |    |    |    |    |    |    |    |    |   |   |   |   |   |   |   |   |   |   |   |   |   |   |   |   |   |   |   |   |   |   |   |   |   |
| 1               | 2      | 3      | 4      | 5      | 6      | 7     | 8     |                           |                         | 1                  | 2                      | 3         | 4          | 5                | 6            | 7                   | 8                     | 9                  | 10                  | 11                              | 12             | 13                 | 14       | 15           | 1         | 2                         | 3                   | 4                  | 5                   | 6                | 7                 | 8                 | 9   | 10       | 1                       | 2                            | 3               | 4   | 5   | 6                | 7  | 8  | 9  | 10 | +  | +  | +  | +  | +  | + | + | + | + | + | + | + | + | + | + | + | + | + | + | + | + | + | + | + | + | + | + | + | + | + |

Attention:

Switches

| CADILLAC STS    |        |        |        |        |        |       |       |                           |                         | year: 2008 →       |                        |           |            |                  |              |                     |                       |                    |                     | with and without Keyless System |                |                    |          |              |           |                           |                     |                    |                     | program №: 11229 |                   |                   |     |          |                         |                              |                 |     |     | from: 2017-09-01 |    |    |    |    |    |    |    |    |    |   |   |   |   |   |   |   |   |   |   |   |   |   |   |   |   |   |   |   |   |   |   |   |   |   |
|-----------------|--------|--------|--------|--------|--------|-------|-------|---------------------------|-------------------------|--------------------|------------------------|-----------|------------|------------------|--------------|---------------------|-----------------------|--------------------|---------------------|---------------------------------|----------------|--------------------|----------|--------------|-----------|---------------------------|---------------------|--------------------|---------------------|------------------|-------------------|-------------------|-----|----------|-------------------------|------------------------------|-----------------|-----|-----|------------------|----|----|----|----|----|----|----|----|----|---|---|---|---|---|---|---|---|---|---|---|---|---|---|---|---|---|---|---|---|---|---|---|---|---|
| connector 8 pin |        |        |        |        |        |       |       |                           |                         | connector 15 pin   |                        |           |            |                  |              |                     |                       |                    |                     | connector 10 pin                |                |                    |          |              |           |                           |                     |                    |                     |                  |                   |                   |     |          |                         |                              |                 |     |     |                  |    |    |    |    |    |    |    |    |    |   |   |   |   |   |   |   |   |   |   |   |   |   |   |   |   |   |   |   |   |   |   |   |   |   |
| CAN H           | CAN L  | CAN H  | CAN L  | CAN H  | CAN L  | CAN H | CAN L | OUT +                     | OUT -                   | OUT                | OUT                    | OUT       | OUT        | OUT              | OUT          | OUT                 | OUT                   | OUT                | OUT                 | OUT                             | IN             | IN                 | IN       | IN           | IN        | IN                        | IN                  | IN                 | IN                  | OUT              | OUT               | OUT               | OUT | OUT      | OUT                     | OUT                          | OUT             | OUT | OUT | OUT              | IN | IN | IN | IN | IN | IN | IN | IN | IN |   |   |   |   |   |   |   |   |   |   |   |   |   |   |   |   |   |   |   |   |   |   |   |   |   |
| CAN1-H          | CAN1-L | CAN2-H | CAN2-L | CAN3-H | CAN3-L |       |       | Alternative blink control | Alt. contr. centr. lock | Driver door sensor | Passengers door sensor | Trunk lid | Hood sense | Original alarm++ | Arming state | Lock factory remote | Unlock factory remote | Any button pressed | Handbrake / Parking | Speed 10kmph                    | Engine running | Engine speed (RPM) | Ignition | Key inserted | Footbrake | Drivers door opening sim. | Turn off the engine | Turn on the engine | Turn signal control | Trunk release    | Opening all doors | Closing all doors | GND | PWR +12V | Contr. of factory alarm | Contr.c.lock, when ign.is on | Comfort closure |     |     |                  |    |    |    |    |    |    |    |    |    |   |   |   |   |   |   |   |   |   |   |   |   |   |   |   |   |   |   |   |   |   |   |   |   |   |
| 1               | 2      | 3      | 4      | 5      | 6      | 7     | 8     |                           |                         | 1                  | 2                      | 3         | 4          | 5                | 6            | 7                   | 8                     | 9                  | 10                  | 11                              | 12             | 13                 | 14       | 15           | 1         | 2                         | 3                   | 4                  | 5                   | 6                | 7                 | 8                 | 9   | 10       | 1                       | 2                            | 3               | 4   | 5   | 6                | 7  | 8  | 9  | 10 | +  | +  | +  | +  | +  | + | + | + | + | + | + | + | + | + | + | + | + | + | + | + | + | + | + | + | + | + | + | + | + | + |

Attention:

Switches

| CADILLAC XT5    |        |        |        |        |        |                           |                         |       |   | year: 2017 → |   |       |   |       |   |       |   |       |   | with and without Keyless System |   |       |   |       |   |       |   |       |   | program No: 11844 |   |       |   |       |   |       |   |   |   | from: 2017-09-01 |   |  |  |  |  |  |  |  |  |
|-----------------|--------|--------|--------|--------|--------|---------------------------|-------------------------|-------|---|--------------|---|-------|---|-------|---|-------|---|-------|---|---------------------------------|---|-------|---|-------|---|-------|---|-------|---|-------------------|---|-------|---|-------|---|-------|---|---|---|------------------|---|--|--|--|--|--|--|--|--|
| connector 8 pin |        |        |        |        |        |                           |                         | OUT + |   | OUT +        |   | OUT + |   | OUT + |   | OUT + |   | OUT + |   | OUT +                           |   | OUT + |   | OUT + |   | OUT + |   | OUT + |   | OUT +             |   | OUT + |   | OUT + |   | OUT + |   |   |   |                  |   |  |  |  |  |  |  |  |  |
| CAN H           | CAN L  | CAN H  | CAN L  | CAN H  | CAN L  | CAN H                     | CAN L                   | +     | - | +            | - | +     | - | +     | - | +     | - | +     | - | +                               | - | +     | - | +     | - | +     | - | +     | - | +                 | - | +     | - | +     | - | +     | - |   |   |                  |   |  |  |  |  |  |  |  |  |
| CAN1-H          | CAN1-L | CAN2-H | CAN2-L | CAN3-H | CAN3-L | Alternative blink control | Alt. contr. centr. lock | +     | - | +            | - | +     | - | +     | - | +     | - | +     | - | +                               | - | +     | - | +     | - | +     | - | +     | - | +                 | - | +     | - | +     | - | +     | - | + | - |                  |   |  |  |  |  |  |  |  |  |
| 1               | 2      | 3      | 4      | 5      | 6      | 7                         | 8                       | +     | - | +            | - | +     | - | +     | - | +     | - | +     | - | +                               | - | +     | - | +     | - | +     | - | +     | - | +                 | - | +     | - | +     | - | +     | - | + | - | +                | - |  |  |  |  |  |  |  |  |
| Attention:      |        |        |        |        |        |                           |                         |       |   |              |   |       |   |       |   |       |   |       |   |                                 |   |       |   |       |   |       |   |       |   |                   |   |       |   |       |   |       |   |   |   |                  |   |  |  |  |  |  |  |  |  |

| CAMMSYS CEVO-C (Electric) |        |        |        |        |        |                           |                         |       |   | year: 2020 → |   |       |   |       |   |       |   |       |   | program No: 13396 |   |       |   |       |   |       |   |       |   | from: 2021-03-01 |   |       |   |       |   |       |   |       |   |   |   |   |   |
|---------------------------|--------|--------|--------|--------|--------|---------------------------|-------------------------|-------|---|--------------|---|-------|---|-------|---|-------|---|-------|---|-------------------|---|-------|---|-------|---|-------|---|-------|---|------------------|---|-------|---|-------|---|-------|---|-------|---|---|---|---|---|
| connector 8 pin           |        |        |        |        |        |                           |                         | OUT + |   | OUT +        |   | OUT + |   | OUT + |   | OUT + |   | OUT + |   | OUT +             |   | OUT + |   | OUT + |   | OUT + |   | OUT + |   | OUT +            |   | OUT + |   | OUT + |   | OUT + |   | OUT + |   |   |   |   |   |
| CAN H                     | CAN L  | CAN H  | CAN L  | CAN H  | CAN L  | CAN H                     | CAN L                   | +     | - | +            | - | +     | - | +     | - | +     | - | +     | - | +                 | - | +     | - | +     | - | +     | - | +     | - | +                | - | +     | - | +     | - | +     | - | +     | - | + | - |   |   |
| CAN1-H                    | CAN1-L | CAN2-H | CAN2-L | CAN3-H | CAN3-L | Alternative blink control | Alt. contr. centr. lock | +     | - | +            | - | +     | - | +     | - | +     | - | +     | - | +                 | - | +     | - | +     | - | +     | - | +     | - | +                | - | +     | - | +     | - | +     | - | +     | - | + | - | + | - |
| 1                         | 2      | 3      | 4      | 5      | 6      | 7                         | 8                       | +     | - | +            | - | +     | - | +     | - | +     | - | +     | - | +                 | - | +     | - | +     | - | +     | - | +     | - | +                | - | +     | - | +     | - | +     | - | +     | - | + | - | + | - |
| Attention:                |        |        |        |        |        |                           |                         |       |   |              |   |       |   |       |   |       |   |       |   |                   |   |       |   |       |   |       |   |       |   |                  |   |       |   |       |   |       |   |       |   |   |   |   |   |

| CFMOTO CFORCE 520 |        |        |        |        |        |                           |                         |       |   | year: 2023 → |   |       |   |       |   |       |   |       |   | program No: 14989 |   |       |   |       |   |       |   |       |   | from: 2023-11-09 |   |       |   |       |   |       |   |       |   |   |   |   |   |   |   |
|-------------------|--------|--------|--------|--------|--------|---------------------------|-------------------------|-------|---|--------------|---|-------|---|-------|---|-------|---|-------|---|-------------------|---|-------|---|-------|---|-------|---|-------|---|------------------|---|-------|---|-------|---|-------|---|-------|---|---|---|---|---|---|---|
| connector 8 pin   |        |        |        |        |        |                           |                         | OUT + |   | OUT +        |   | OUT + |   | OUT + |   | OUT + |   | OUT + |   | OUT +             |   | OUT + |   | OUT + |   | OUT + |   | OUT + |   | OUT +            |   | OUT + |   | OUT + |   | OUT + |   | OUT + |   |   |   |   |   |   |   |
| CAN H             | CAN L  | CAN H  | CAN L  | CAN H  | CAN L  | CAN H                     | CAN L                   | +     | - | +            | - | +     | - | +     | - | +     | - | +     | - | +                 | - | +     | - | +     | - | +     | - | +     | - | +                | - | +     | - | +     | - | +     | - | +     | - | + | - | + | - |   |   |
| CAN1-H            | CAN1-L | CAN2-H | CAN2-L | CAN3-H | CAN3-L | Alternative blink control | Alt. contr. centr. lock | +     | - | +            | - | +     | - | +     | - | +     | - | +     | - | +                 | - | +     | - | +     | - | +     | - | +     | - | +                | - | +     | - | +     | - | +     | - | +     | - | + | - | + | - | + | - |
| 1                 | 2      | 3      | 4      | 5      | 6      | 7                         | 8                       | +     | - | +            | - | +     | - | +     | - | +     | - | +     | - | +                 | - | +     | - | +     | - | +     | - | +     | - | +                | - | +     | - | +     | - | +     | - | +     | - | + | - | + | - | + | - |
| Attention:        |        |        |        |        |        |                           |                         |       |   |              |   |       |   |       |   |       |   |       |   |                   |   |       |   |       |   |       |   |       |   |                  |   |       |   |       |   |       |   |       |   |   |   |   |   |   |   |

| CHANGAN ALSVIN  |        |        |        |        |        |                           |                         |       |   | year: 2018 → |   |       |   |       |   |       |   |       |   | with and without Keyless System |   |       |   |       |   |       |   |       |   | program No: 14499 |   |       |   |       |   |       |   |       |   | from: 2023-02-21 |   |   |   |   |   |   |   |  |  |
|-----------------|--------|--------|--------|--------|--------|---------------------------|-------------------------|-------|---|--------------|---|-------|---|-------|---|-------|---|-------|---|---------------------------------|---|-------|---|-------|---|-------|---|-------|---|-------------------|---|-------|---|-------|---|-------|---|-------|---|------------------|---|---|---|---|---|---|---|--|--|
| connector 8 pin |        |        |        |        |        |                           |                         | OUT + |   | OUT +        |   | OUT + |   | OUT + |   | OUT + |   | OUT + |   | OUT +                           |   | OUT + |   | OUT + |   | OUT + |   | OUT + |   | OUT +             |   | OUT + |   | OUT + |   | OUT + |   | OUT + |   | OUT +            |   |   |   |   |   |   |   |  |  |
| CAN H           | CAN L  | CAN H  | CAN L  | CAN H  | CAN L  | CAN H                     | CAN L                   | +     | - | +            | - | +     | - | +     | - | +     | - | +     | - | +                               | - | +     | - | +     | - | +     | - | +     | - | +                 | - | +     | - | +     | - | +     | - | +     | - | +                | - | + | - | + | - |   |   |  |  |
| CAN1-H          | CAN1-L | CAN2-H | CAN2-L | CAN3-H | CAN3-L | Alternative blink control | Alt. contr. centr. lock | +     | - | +            | - | +     | - | +     | - | +     | - | +     | - | +                               | - | +     | - | +     | - | +     | - | +     | - | +                 | - | +     | - | +     | - | +     | - | +     | - | +                | - | + | - | + | - | + | - |  |  |
| 1               | 2      | 3      | 4      | 5      | 6      | 7                         | 8                       | +     | - | +            | - | +     | - | +     | - | +     | - | +     | - | +                               | - | +     | - | +     | - | +     | - | +     | - | +                 | - | +     | - | +     | - | +     | - | +     | - | +                | - | + | - | + | - | + | - |  |  |
| Attention:      |        |        |        |        |        |                           |                         |       |   |              |   |       |   |       |   |       |   |       |   |                                 |   |       |   |       |   |       |   |       |   |                   |   |       |   |       |   |       |   |       |   |                  |   |   |   |   |   |   |   |  |  |

| CHANGAN CS35    |        |        |        |        |        |                           |                         |       |   | year: 2013 → |   |       |   |       |   |       |   |       |   | without Keyless System |   |       |   |       |   |       |   |       |   | program No: 11512 |   |       |   |       |   |       |   |       |   | from: 2017-09-01 |   |   |   |   |   |   |   |  |  |
|-----------------|--------|--------|--------|--------|--------|---------------------------|-------------------------|-------|---|--------------|---|-------|---|-------|---|-------|---|-------|---|------------------------|---|-------|---|-------|---|-------|---|-------|---|-------------------|---|-------|---|-------|---|-------|---|-------|---|------------------|---|---|---|---|---|---|---|--|--|
| connector 8 pin |        |        |        |        |        |                           |                         | OUT + |   | OUT +        |   | OUT + |   | OUT + |   | OUT + |   | OUT + |   | OUT +                  |   | OUT + |   | OUT + |   | OUT + |   | OUT + |   | OUT +             |   | OUT + |   | OUT + |   | OUT + |   | OUT + |   | OUT +            |   |   |   |   |   |   |   |  |  |
| CAN H           | CAN L  | CAN H  | CAN L  | CAN H  | CAN L  | CAN H                     | CAN L                   | +     | - | +            | - | +     | - | +     | - | +     | - | +     | - | +                      | - | +     | - | +     | - | +     | - | +     | - | +                 | - | +     | - | +     | - | +     | - | +     | - | +                | - | + | - | + | - |   |   |  |  |
| CAN1-H          | CAN1-L | CAN2-H | CAN2-L | CAN3-H | CAN3-L | Alternative blink control | Alt. contr. centr. lock | +     | - | +            | - | +     | - | +     | - | +     | - | +     | - | +                      | - | +     | - | +     | - | +     | - | +     | - | +                 | - | +     | - | +     | - | +     | - | +     | - | +                | - | + | - | + | - | + | - |  |  |
| 1               | 2      | 3      | 4      | 5      | 6      | 7                         | 8                       | +     | - | +            | - | +     | - | +     | - | +     | - | +     | - | +                      | - | +     | - | +     | - | +     | - | +     | - | +                 | - | +     | - | +     | - | +     | - | +     | - | +                | - | + | - | + | - | + | - |  |  |
| Attention:      |        |        |        |        |        |                           |                         |       |   |              |   |       |   |       |   |       |   |       |   |                        |   |       |   |       |   |       |   |       |   |                   |   |       |   |       |   |       |   |       |   |                  |   |   |   |   |   |   |   |  |  |

| CHANGAN CS35 PLUS |        |        |        |        |        |                           |                         | year: 2018 →       | with and without Keyless System | program No: 12831 | from: 2019-09-26 |                  |              |                     |                       |                    |                     |              |                |                    |          |              |           |                           |                     |                    |                     |               |                   |                   |     |          |                         |                              |                 |  |  |  |  |  |
|-------------------|--------|--------|--------|--------|--------|---------------------------|-------------------------|--------------------|---------------------------------|-------------------|------------------|------------------|--------------|---------------------|-----------------------|--------------------|---------------------|--------------|----------------|--------------------|----------|--------------|-----------|---------------------------|---------------------|--------------------|---------------------|---------------|-------------------|-------------------|-----|----------|-------------------------|------------------------------|-----------------|--|--|--|--|--|
| connector 8 pin   |        |        |        |        |        |                           |                         | connector 15 pin   |                                 |                   |                  |                  |              |                     | connector 10 pin      |                    |                     |              |                |                    |          |              |           |                           |                     |                    |                     |               |                   |                   |     |          |                         |                              |                 |  |  |  |  |  |
| CAN H             | CAN L  | CAN H  | CAN L  | CAN H  | CAN L  | OUT +                     | OUT -                   | OUT                | OUT                             | OUT               | OUT              | OUT              | OUT          | OUT                 | OUT                   | OUT                | OUT                 | OUT          | OUT            | OUT                | OUT      | OUT          | OUT       | OUT                       | OUT                 | OUT                | OUT                 | OUT           | OUT               |                   |     |          |                         |                              |                 |  |  |  |  |  |
| CAN1-H            | CAN1-L | CAN2-H | CAN2-L | CAN3-H | CAN3-L | Alternative blink control | Alt. contr. centr. lock | Driver door sensor | Passengers door sensor          | Trunk lid         | Hood sense       | Original alarm++ | Arming state | Lock factory remote | Unlock factory remote | Any button pressed | Handbrake / Parking | Speed 10kmph | Engine running | Engine speed (RPM) | Ignition | Key inserted | Footbrake | Drivers door opening sim. | Turn off the engine | Turn on the engine | Turn signal control | Trunk release | Opening all doors | Closing all doors | GND | PWR +12V | Contr. of factory alarm | Contr.c.lock. when ign.is on | Comfort closure |  |  |  |  |  |
| 1                 | 2      | 3      | 4      | 5      | 6      | 7                         | 8                       | 1                  | 2                               | 3                 | 4                | 5                | 6            | 7                   | 8                     | 9                  | 10                  | 11           | 12             | 13                 | 14       | 15           | 1         | 2                         | 3                   | 4                  | 5                   | 6             | 7                 | 8                 | 9   | 10       |                         |                              |                 |  |  |  |  |  |

Attention:

| CHANGAN EADO    |        |        |        |        |        |                           |                         | year: 2014 →       | without Keyless System | program No: 11512 | from: 2017-09-01 |                  |              |                     |                       |                    |                     |              |                |                    |          |              |           |                           |                     |                    |                     |               |                   |                   |     |          |                         |                              |                 |  |  |  |  |  |
|-----------------|--------|--------|--------|--------|--------|---------------------------|-------------------------|--------------------|------------------------|-------------------|------------------|------------------|--------------|---------------------|-----------------------|--------------------|---------------------|--------------|----------------|--------------------|----------|--------------|-----------|---------------------------|---------------------|--------------------|---------------------|---------------|-------------------|-------------------|-----|----------|-------------------------|------------------------------|-----------------|--|--|--|--|--|
| connector 8 pin |        |        |        |        |        |                           |                         | connector 15 pin   |                        |                   |                  |                  |              |                     | connector 10 pin      |                    |                     |              |                |                    |          |              |           |                           |                     |                    |                     |               |                   |                   |     |          |                         |                              |                 |  |  |  |  |  |
| CAN H           | CAN L  | CAN H  | CAN L  | CAN H  | CAN L  | OUT +                     | OUT -                   | OUT                | OUT                    | OUT               | OUT              | OUT              | OUT          | OUT                 | OUT                   | OUT                | OUT                 | OUT          | OUT            | OUT                | OUT      | OUT          | OUT       | OUT                       | OUT                 | OUT                | OUT                 | OUT           | OUT               | OUT               |     |          |                         |                              |                 |  |  |  |  |  |
| CAN1-H          | CAN1-L | CAN2-H | CAN2-L | CAN3-H | CAN3-L | Alternative blink control | Alt. contr. centr. lock | Driver door sensor | Passengers door sensor | Trunk lid         | Hood sense       | Original alarm++ | Arming state | Lock factory remote | Unlock factory remote | Any button pressed | Handbrake / Parking | Speed 10kmph | Engine running | Engine speed (RPM) | Ignition | Key inserted | Footbrake | Drivers door opening sim. | Turn off the engine | Turn on the engine | Turn signal control | Trunk release | Opening all doors | Closing all doors | GND | PWR +12V | Contr. of factory alarm | Contr.c.lock. when ign.is on | Comfort closure |  |  |  |  |  |
| 1               | 2      | 3      | 4      | 5      | 6      | 7                         | 8                       | 1                  | 2                      | 3                 | 4                | 5                | 6            | 7                   | 8                     | 9                  | 10                  | 11           | 12             | 13                 | 14       | 15           | 1         | 2                         | 3                   | 4                  | 5                   | 6             | 7                 | 8                 | 9   | 10       |                         |                              |                 |  |  |  |  |  |

Attention:

| CHERY A3 (M11) (Sedan) |        |        |        |        |        |                           |                         | year: 2013 →       | without Keyless System | program No: 11592 | from: 2017-09-01 |                  |              |                     |                       |                    |                     |              |                |                    |          |              |           |                           |                     |                    |                     |               |                   |                   |     |          |                         |                              |                 |  |  |  |  |  |
|------------------------|--------|--------|--------|--------|--------|---------------------------|-------------------------|--------------------|------------------------|-------------------|------------------|------------------|--------------|---------------------|-----------------------|--------------------|---------------------|--------------|----------------|--------------------|----------|--------------|-----------|---------------------------|---------------------|--------------------|---------------------|---------------|-------------------|-------------------|-----|----------|-------------------------|------------------------------|-----------------|--|--|--|--|--|
| connector 8 pin        |        |        |        |        |        |                           |                         | connector 15 pin   |                        |                   |                  |                  |              |                     | connector 10 pin      |                    |                     |              |                |                    |          |              |           |                           |                     |                    |                     |               |                   |                   |     |          |                         |                              |                 |  |  |  |  |  |
| CAN H                  | CAN L  | CAN H  | CAN L  | CAN H  | CAN L  | OUT +                     | OUT -                   | OUT                | OUT                    | OUT               | OUT              | OUT              | OUT          | OUT                 | OUT                   | OUT                | OUT                 | OUT          | OUT            | OUT                | OUT      | OUT          | OUT       | OUT                       | OUT                 | OUT                | OUT                 | OUT           | OUT               |                   |     |          |                         |                              |                 |  |  |  |  |  |
| CAN1-H                 | CAN1-L | CAN2-H | CAN2-L | CAN3-H | CAN3-L | Alternative blink control | Alt. contr. centr. lock | Driver door sensor | Passengers door sensor | Trunk lid         | Hood sense       | Original alarm++ | Arming state | Lock factory remote | Unlock factory remote | Any button pressed | Handbrake / Parking | Speed 10kmph | Engine running | Engine speed (RPM) | Ignition | Key inserted | Footbrake | Drivers door opening sim. | Turn off the engine | Turn on the engine | Turn signal control | Trunk release | Opening all doors | Closing all doors | GND | PWR +12V | Contr. of factory alarm | Contr.c.lock. when ign.is on | Comfort closure |  |  |  |  |  |
| 1                      | 2      | 3      | 4      | 5      | 6      | 7                         | 8                       | 1                  | 2                      | 3                 | 4                | 5                | 6            | 7                   | 8                     | 9                  | 10                  | 11           | 12             | 13                 | 14       | 15           | 1         | 2                         | 3                   | 4                  | 5                   | 6             | 7                 | 8                 | 9   | 10       |                         |                              |                 |  |  |  |  |  |

Attention:

| CHERY A3 (M11) (Hatchback) |        |        |        |        |        |                           |                         | year: 2013 →       | without Keyless System | program No: 11592 | from: 2017-09-01 |                  |              |                     |                       |                    |                     |              |                |                    |          |              |           |                           |                     |                    |                     |               |                   |                   |     |          |                         |                              |                 |  |  |  |  |  |
|----------------------------|--------|--------|--------|--------|--------|---------------------------|-------------------------|--------------------|------------------------|-------------------|------------------|------------------|--------------|---------------------|-----------------------|--------------------|---------------------|--------------|----------------|--------------------|----------|--------------|-----------|---------------------------|---------------------|--------------------|---------------------|---------------|-------------------|-------------------|-----|----------|-------------------------|------------------------------|-----------------|--|--|--|--|--|
| connector 8 pin            |        |        |        |        |        |                           |                         | connector 15 pin   |                        |                   |                  |                  |              |                     | connector 10 pin      |                    |                     |              |                |                    |          |              |           |                           |                     |                    |                     |               |                   |                   |     |          |                         |                              |                 |  |  |  |  |  |
| CAN H                      | CAN L  | CAN H  | CAN L  | CAN H  | CAN L  | OUT +                     | OUT -                   | OUT                | OUT                    | OUT               | OUT              | OUT              | OUT          | OUT                 | OUT                   | OUT                | OUT                 | OUT          | OUT            | OUT                | OUT      | OUT          | OUT       | OUT                       | OUT                 | OUT                | OUT                 | OUT           | OUT               |                   |     |          |                         |                              |                 |  |  |  |  |  |
| CAN1-H                     | CAN1-L | CAN2-H | CAN2-L | CAN3-H | CAN3-L | Alternative blink control | Alt. contr. centr. lock | Driver door sensor | Passengers door sensor | Trunk lid         | Hood sense       | Original alarm++ | Arming state | Lock factory remote | Unlock factory remote | Any button pressed | Handbrake / Parking | Speed 10kmph | Engine running | Engine speed (RPM) | Ignition | Key inserted | Footbrake | Drivers door opening sim. | Turn off the engine | Turn on the engine | Turn signal control | Trunk release | Opening all doors | Closing all doors | GND | PWR +12V | Contr. of factory alarm | Contr.c.lock. when ign.is on | Comfort closure |  |  |  |  |  |
| 1                          | 2      | 3      | 4      | 5      | 6      | 7                         | 8                       | 1                  | 2                      | 3                 | 4                | 5                | 6            | 7                   | 8                     | 9                  | 10                  | 11           | 12             | 13                 | 14       | 15           | 1         | 2                         | 3                   | 4                  | 5                   | 6             | 7                 | 8                 | 9   | 10       |                         |                              |                 |  |  |  |  |  |

Attention:

| CHERY ARRIZO3   |        |        |        |        |        |                           |                         | year: 2015 →       | without Keyless System | program No: 13558 | from: 2021-03-16 |                  |              |                     |                       |                    |                     |              |                |                    |          |              |           |                           |                     |                    |                     |               |                   |                   |     |          |                         |                              |                 |  |  |  |  |  |
|-----------------|--------|--------|--------|--------|--------|---------------------------|-------------------------|--------------------|------------------------|-------------------|------------------|------------------|--------------|---------------------|-----------------------|--------------------|---------------------|--------------|----------------|--------------------|----------|--------------|-----------|---------------------------|---------------------|--------------------|---------------------|---------------|-------------------|-------------------|-----|----------|-------------------------|------------------------------|-----------------|--|--|--|--|--|
| connector 8 pin |        |        |        |        |        |                           |                         | connector 15 pin   |                        |                   |                  |                  |              |                     | connector 10 pin      |                    |                     |              |                |                    |          |              |           |                           |                     |                    |                     |               |                   |                   |     |          |                         |                              |                 |  |  |  |  |  |
| CAN H           | CAN L  | CAN H  | CAN L  | CAN H  | CAN L  | OUT +                     | OUT -                   | OUT                | OUT                    | OUT               | OUT              | OUT              | OUT          | OUT                 | OUT                   | OUT                | OUT                 | OUT          | OUT            | OUT                | OUT      | OUT          | OUT       | OUT                       | OUT                 | OUT                | OUT                 | OUT           | OUT               |                   |     |          |                         |                              |                 |  |  |  |  |  |
| CAN1-H          | CAN1-L | CAN2-H | CAN2-L | CAN3-H | CAN3-L | Alternative blink control | Alt. contr. centr. lock | Driver door sensor | Passengers door sensor | Trunk lid         | Hood sense       | Original alarm++ | Arming state | Lock factory remote | Unlock factory remote | Any button pressed | Handbrake / Parking | Speed 10kmph | Engine running | Engine speed (RPM) | Ignition | Key inserted | Footbrake | Drivers door opening sim. | Turn off the engine | Turn on the engine | Turn signal control | Trunk release | Opening all doors | Closing all doors | GND | PWR +12V | Contr. of factory alarm | Contr.c.lock. when ign.is on | Comfort closure |  |  |  |  |  |
| 1               | 2      | 3      | 4      | 5      | 6      | 7                         | 8                       | 1                  | 2                      | 3                 | 4                | 5                | 6            | 7                   | 8                     | 9                  | 10                  | 11           | 12             | 13                 | 14       | 15           | 1         | 2                         | 3                   | 4                  | 5                   | 6             | 7                 | 8                 | 9   | 10       |                         |                              |                 |  |  |  |  |  |

Attention:

Switches

| CHERY ARRIZO6   |        |        |        |        |        |                           |                         |       |       | year: 2019 →       | program No: 13676      | from: 2021-05-31 |            |                  |                  |                     |                       |                    |                     |              |                |                    |          |              |           |                           |                     |                    |                     |               |                   |                   |     |          |   |   |   |   |   |   |   |   |   |   |   |   |   |   |   |   |   |   |   |   |   |   |   |   |   |   |   |   |   |   |   |   |   |   |   |   |   |   |   |   |   |   |
|-----------------|--------|--------|--------|--------|--------|---------------------------|-------------------------|-------|-------|--------------------|------------------------|------------------|------------|------------------|------------------|---------------------|-----------------------|--------------------|---------------------|--------------|----------------|--------------------|----------|--------------|-----------|---------------------------|---------------------|--------------------|---------------------|---------------|-------------------|-------------------|-----|----------|---|---|---|---|---|---|---|---|---|---|---|---|---|---|---|---|---|---|---|---|---|---|---|---|---|---|---|---|---|---|---|---|---|---|---|---|---|---|---|---|---|---|
| connector 8 pin |        |        |        |        |        |                           |                         |       |       | connector 15 pin   |                        |                  |            |                  | connector 10 pin |                     |                       |                    |                     |              |                |                    |          |              |           |                           |                     |                    |                     |               |                   |                   |     |          |   |   |   |   |   |   |   |   |   |   |   |   |   |   |   |   |   |   |   |   |   |   |   |   |   |   |   |   |   |   |   |   |   |   |   |   |   |   |   |   |   |   |
| CAN H           | CAN L  | CAN H  | CAN L  | CAN H  | CAN L  | OUT +                     | OUT -                   | OUT + | OUT - | OUT -              | OUT -                  | OUT -            | OUT -      | OUT -            | OUT -            | OUT -               | OUT -                 | OUT -              | OUT -               | OUT -        | OUT +          | IN                 | IN       | IN           | IN        | IN                        | IN                  | IN                 | IN                  | IN            |                   |                   |     |          |   |   |   |   |   |   |   |   |   |   |   |   |   |   |   |   |   |   |   |   |   |   |   |   |   |   |   |   |   |   |   |   |   |   |   |   |   |   |   |   |   |   |
| CAN1-H          | CAN1-L | CAN2-H | CAN2-L | CAN3-H | CAN3-L | Alternative blink control | Alt. contr. centr. lock |       |       | Driver door sensor | Passengers door sensor | Trunk lid        | Hood sense | Original alarm++ | Arming state     | Lock factory remote | Unlock factory remote | Any button pressed | Handbrake / Parking | Speed 10kmph | Engine running | Engine speed (RPM) | Ignition | Key inserted | Footbrake | Drivers door opening sim. | Turn off the engine | Turn on the engine | Turn signal control | Trunk release | Opening all doors | Closing all doors | GND | PWR +12V |   |   |   |   |   |   |   |   |   |   |   |   |   |   |   |   |   |   |   |   |   |   |   |   |   |   |   |   |   |   |   |   |   |   |   |   |   |   |   |   |   |   |
| 1               | 2      | 3      | 4      | 5      | 6      | 7                         | 8                       |       |       | 1                  | 2                      | 3                | 4          | 5                | 6                | 7                   | 8                     | 9                  | 10                  | 11           | 12             | 13                 | 14       | 15           | 1         | 2                         | 3                   | 4                  | 5                   | 6             | 7                 | 8                 | 9   | 10       |   |   |   |   |   |   |   |   |   |   |   |   |   |   |   |   |   |   |   |   |   |   |   |   |   |   |   |   |   |   |   |   |   |   |   |   |   |   |   |   |   |   |
| +               | +      |        |        |        |        | +                         |                         |       |       | +                  | +                      | +                | +          | +                | +                | +                   | +                     | +                  | +                   | +            | +              | +                  | +        | +            | +         | +                         | +                   | +                  | +                   | +             | +                 | +                 | +   | +        | + | + | + | + | + | + | + | + | + | + | + | + | + | + | + | + | + | + | + | + | + | + | + | + | + | + | + | + | + | + | + | + | + | + | + | + | + | + | + | + | + | + |
| Attention:      |        |        |        |        |        |                           |                         |       |       |                    |                        |                  |            |                  |                  |                     |                       |                    |                     |              |                |                    |          |              |           |                           |                     |                    |                     |               |                   |                   |     |          |   |   |   |   |   |   |   |   |   |   |   |   |   |   |   |   |   |   |   |   |   |   |   |   |   |   |   |   |   |   |   |   |   |   |   |   |   |   |   |   |   |   |
| Switches        |        |        |        |        |        |                           |                         |       |       |                    |                        |                  |            |                  |                  |                     |                       |                    |                     |              |                |                    |          |              |           |                           |                     |                    |                     |               |                   |                   |     |          |   |   |   |   |   |   |   |   |   |   |   |   |   |   |   |   |   |   |   |   |   |   |   |   |   |   |   |   |   |   |   |   |   |   |   |   |   |   |   |   |   |   |

| CHERY ARRIZO7 (Keyless) |        |        |        |        |        |                           |                         |       |       | year: 2015 →       | with Keyless System    | program No: 11576 | from: 2021-06-17 |                  |                  |                     |                       |                    |                     |              |                |                    |          |              |           |                           |                     |                    |                     |               |                   |                   |     |          |   |   |   |   |   |   |   |   |   |   |   |   |   |   |   |   |   |   |   |   |   |   |   |   |   |
|-------------------------|--------|--------|--------|--------|--------|---------------------------|-------------------------|-------|-------|--------------------|------------------------|-------------------|------------------|------------------|------------------|---------------------|-----------------------|--------------------|---------------------|--------------|----------------|--------------------|----------|--------------|-----------|---------------------------|---------------------|--------------------|---------------------|---------------|-------------------|-------------------|-----|----------|---|---|---|---|---|---|---|---|---|---|---|---|---|---|---|---|---|---|---|---|---|---|---|---|---|
| connector 8 pin         |        |        |        |        |        |                           |                         |       |       | connector 15 pin   |                        |                   |                  |                  | connector 10 pin |                     |                       |                    |                     |              |                |                    |          |              |           |                           |                     |                    |                     |               |                   |                   |     |          |   |   |   |   |   |   |   |   |   |   |   |   |   |   |   |   |   |   |   |   |   |   |   |   |   |
| CAN H                   | CAN L  | CAN H  | CAN L  | CAN H  | CAN L  | OUT +                     | OUT -                   | OUT + | OUT - | OUT -              | OUT -                  | OUT -             | OUT -            | OUT -            | OUT -            | OUT -               | OUT -                 | OUT -              | OUT -               | OUT -        | OUT +          | IN                 | IN       | IN           | IN        | IN                        | IN                  | IN                 | IN                  | IN            |                   |                   |     |          |   |   |   |   |   |   |   |   |   |   |   |   |   |   |   |   |   |   |   |   |   |   |   |   |   |
| CAN1-H                  | CAN1-L | CAN2-H | CAN2-L | CAN3-H | CAN3-L | Alternative blink control | Alt. contr. centr. lock |       |       | Driver door sensor | Passengers door sensor | Trunk lid         | Hood sense       | Original alarm++ | Arming state     | Lock factory remote | Unlock factory remote | Any button pressed | Handbrake / Parking | Speed 10kmph | Engine running | Engine speed (RPM) | Ignition | Key inserted | Footbrake | Drivers door opening sim. | Turn off the engine | Turn on the engine | Turn signal control | Trunk release | Opening all doors | Closing all doors | GND | PWR +12V |   |   |   |   |   |   |   |   |   |   |   |   |   |   |   |   |   |   |   |   |   |   |   |   |   |
| 1                       | 2      | 3      | 4      | 5      | 6      | 7                         | 8                       |       |       | 1                  | 2                      | 3                 | 4                | 5                | 6                | 7                   | 8                     | 9                  | 10                  | 11           | 12             | 13                 | 14       | 15           | 1         | 2                         | 3                   | 4                  | 5                   | 6             | 7                 | 8                 | 9   | 10       |   |   |   |   |   |   |   |   |   |   |   |   |   |   |   |   |   |   |   |   |   |   |   |   |   |
| +                       | +      | +      | +      |        |        | +                         |                         |       |       | +                  | +                      | +                 | +                | +                | +                | +                   | +                     | +                  | +                   | +            | +              | +                  | +        | +            | +         | +                         | +                   | +                  | +                   | +             | +                 | +                 | +   | +        | + | + | + | + | + | + | + | + | + | + | + | + | + | + | + | + | + | + | + | + | + | + | + | + | + |
| Attention:              |        |        |        |        |        |                           |                         |       |       |                    |                        |                   |                  |                  |                  |                     |                       |                    |                     |              |                |                    |          |              |           |                           |                     |                    |                     |               |                   |                   |     |          |   |   |   |   |   |   |   |   |   |   |   |   |   |   |   |   |   |   |   |   |   |   |   |   |   |
| Switches                |        |        |        |        |        |                           |                         |       |       |                    |                        |                   |                  |                  |                  |                     |                       |                    |                     |              |                |                    |          |              |           |                           |                     |                    |                     |               |                   |                   |     |          |   |   |   |   |   |   |   |   |   |   |   |   |   |   |   |   |   |   |   |   |   |   |   |   |   |

| CHERY ARRIZO8 (Keyless) |        |        |        |        |        |                           |                         |       |       | year: 2022 →       | with Keyless System    | program No: 15191 | from: 2024-01-26 |                  |                  |                     |                       |                    |                     |              |                |                    |          |              |           |                           |                     |                    |                     |               |                   |                   |     |          |   |   |   |   |   |   |   |   |   |   |   |   |   |   |   |   |   |   |   |   |   |   |   |   |   |   |
|-------------------------|--------|--------|--------|--------|--------|---------------------------|-------------------------|-------|-------|--------------------|------------------------|-------------------|------------------|------------------|------------------|---------------------|-----------------------|--------------------|---------------------|--------------|----------------|--------------------|----------|--------------|-----------|---------------------------|---------------------|--------------------|---------------------|---------------|-------------------|-------------------|-----|----------|---|---|---|---|---|---|---|---|---|---|---|---|---|---|---|---|---|---|---|---|---|---|---|---|---|---|
| connector 8 pin         |        |        |        |        |        |                           |                         |       |       | connector 15 pin   |                        |                   |                  |                  | connector 10 pin |                     |                       |                    |                     |              |                |                    |          |              |           |                           |                     |                    |                     |               |                   |                   |     |          |   |   |   |   |   |   |   |   |   |   |   |   |   |   |   |   |   |   |   |   |   |   |   |   |   |   |
| CAN H                   | CAN L  | CAN H  | CAN L  | CAN H  | CAN L  | OUT +                     | OUT -                   | OUT + | OUT - | OUT -              | OUT -                  | OUT -             | OUT -            | OUT -            | OUT -            | OUT -               | OUT -                 | OUT -              | OUT -               | OUT -        | OUT +          | IN                 | IN       | IN           | IN        | IN                        | IN                  | IN                 | IN                  | IN            |                   |                   |     |          |   |   |   |   |   |   |   |   |   |   |   |   |   |   |   |   |   |   |   |   |   |   |   |   |   |   |
| CAN1-H                  | CAN1-L | CAN2-H | CAN2-L | CAN3-H | CAN3-L | Alternative blink control | Alt. contr. centr. lock |       |       | Driver door sensor | Passengers door sensor | Trunk lid         | Hood sense       | Original alarm++ | Arming state     | Lock factory remote | Unlock factory remote | Any button pressed | Handbrake / Parking | Speed 10kmph | Engine running | Engine speed (RPM) | Ignition | Key inserted | Footbrake | Drivers door opening sim. | Turn off the engine | Turn on the engine | Turn signal control | Trunk release | Opening all doors | Closing all doors | GND | PWR +12V |   |   |   |   |   |   |   |   |   |   |   |   |   |   |   |   |   |   |   |   |   |   |   |   |   |   |
| 1                       | 2      | 3      | 4      | 5      | 6      | 7                         | 8                       |       |       | 1                  | 2                      | 3                 | 4                | 5                | 6                | 7                   | 8                     | 9                  | 10                  | 11           | 12             | 13                 | 14       | 15           | 1         | 2                         | 3                   | 4                  | 5                   | 6             | 7                 | 8                 | 9   | 10       |   |   |   |   |   |   |   |   |   |   |   |   |   |   |   |   |   |   |   |   |   |   |   |   |   |   |
| +                       | +      |        |        |        |        | +                         |                         |       |       | +                  | +                      | +                 | +                | +                | +                | +                   | +                     | +                  | +                   | +            | +              | +                  | +        | +            | +         | +                         | +                   | +                  | +                   | +             | +                 | +                 | +   | +        | + | + | + | + | + | + | + | + | + | + | + | + | + | + | + | + | + | + | + | + | + | + | + | + | + | + |
| Attention:              |        |        |        |        |        |                           |                         |       |       |                    |                        |                   |                  |                  |                  |                     |                       |                    |                     |              |                |                    |          |              |           |                           |                     |                    |                     |               |                   |                   |     |          |   |   |   |   |   |   |   |   |   |   |   |   |   |   |   |   |   |   |   |   |   |   |   |   |   |   |
| Switches                |        |        |        |        |        |                           |                         |       |       |                    |                        |                   |                  |                  |                  |                     |                       |                    |                     |              |                |                    |          |              |           |                           |                     |                    |                     |               |                   |                   |     |          |   |   |   |   |   |   |   |   |   |   |   |   |   |   |   |   |   |   |   |   |   |   |   |   |   |   |

| CHERY BONUS3 (E3/A19) |        |        |        |        |        |                           |                         |       |       | year: 2013 →       | without Keyless System | program No: 11577 | from: 2017-09-01 |                  |                  |                     |                       |                    |                     |              |                |                    |          |              |           |                           |                     |                    |                     |               |                   |                   |     |          |   |   |   |   |   |   |   |   |   |   |   |   |   |   |   |   |   |   |   |   |   |   |   |   |   |   |
|-----------------------|--------|--------|--------|--------|--------|---------------------------|-------------------------|-------|-------|--------------------|------------------------|-------------------|------------------|------------------|------------------|---------------------|-----------------------|--------------------|---------------------|--------------|----------------|--------------------|----------|--------------|-----------|---------------------------|---------------------|--------------------|---------------------|---------------|-------------------|-------------------|-----|----------|---|---|---|---|---|---|---|---|---|---|---|---|---|---|---|---|---|---|---|---|---|---|---|---|---|---|
| connector 8 pin       |        |        |        |        |        |                           |                         |       |       | connector 15 pin   |                        |                   |                  |                  | connector 10 pin |                     |                       |                    |                     |              |                |                    |          |              |           |                           |                     |                    |                     |               |                   |                   |     |          |   |   |   |   |   |   |   |   |   |   |   |   |   |   |   |   |   |   |   |   |   |   |   |   |   |   |
| CAN H                 | CAN L  | CAN H  | CAN L  | CAN H  | CAN L  | OUT +                     | OUT -                   | OUT + | OUT - | OUT -              | OUT -                  | OUT -             | OUT -            | OUT -            | OUT -            | OUT -               | OUT -                 | OUT -              | OUT -               | OUT -        | OUT +          | IN                 | IN       | IN           | IN        | IN                        | IN                  | IN                 | IN                  | IN            |                   |                   |     |          |   |   |   |   |   |   |   |   |   |   |   |   |   |   |   |   |   |   |   |   |   |   |   |   |   |   |
| CAN1-H                | CAN1-L | CAN2-H | CAN2-L | CAN3-H | CAN3-L | Alternative blink control | Alt. contr. centr. lock |       |       | Driver door sensor | Passengers door sensor | Trunk lid         | Hood sense       | Original alarm++ | Arming state     | Lock factory remote | Unlock factory remote | Any button pressed | Handbrake / Parking | Speed 10kmph | Engine running | Engine speed (RPM) | Ignition | Key inserted | Footbrake | Drivers door opening sim. | Turn off the engine | Turn on the engine | Turn signal control | Trunk release | Opening all doors | Closing all doors | GND | PWR +12V |   |   |   |   |   |   |   |   |   |   |   |   |   |   |   |   |   |   |   |   |   |   |   |   |   |   |
| 1                     | 2      | 3      | 4      | 5      | 6      | 7                         | 8                       |       |       | 1                  | 2                      | 3                 | 4                | 5                | 6                | 7                   | 8                     | 9                  | 10                  | 11           | 12             | 13                 | 14       | 15           | 1         | 2                         | 3                   | 4                  | 5                   | 6             | 7                 | 8                 | 9   | 10       |   |   |   |   |   |   |   |   |   |   |   |   |   |   |   |   |   |   |   |   |   |   |   |   |   |   |
| +                     | +      |        |        |        |        | +                         |                         |       |       | +                  | +                      | +                 | +                | +                | +                | +                   | +                     | +                  | +                   | +            | +              | +                  | +        | +            | +         | +                         | +                   | +                  | +                   | +             | +                 | +                 | +   | +        | + | + | + | + | + | + | + | + | + | + | + | + | + | + | + | + | + | + | + | + | + | + | + | + | + | + |
| Attention:            |        |        |        |        |        |                           |                         |       |       |                    |                        |                   |                  |                  |                  |                     |                       |                    |                     |              |                |                    |          |              |           |                           |                     |                    |                     |               |                   |                   |     |          |   |   |   |   |   |   |   |   |   |   |   |   |   |   |   |   |   |   |   |   |   |   |   |   |   |   |
| Switches              |        |        |        |        |        |                           |                         |       |       |                    |                        |                   |                  |                  |                  |                     |                       |                    |                     |              |                |                    |          |              |           |                           |                     |                    |                     |               |                   |                   |     |          |   |   |   |   |   |   |   |   |   |   |   |   |   |   |   |   |   |   |   |   |   |   |   |   |   |   |

| CHERY INDIS (S18D) |        |        |        |        |        |                           |                         |       |       | year: 2014 →       | without Keyless System | program No: 11591 | from: 2017-09-01 |                  |                  |                     |                       |                    |                     |              |                |                    |          |              |           |                           |                     |                    |                     |               |                   |                   |     |          |   |   |   |   |   |   |   |   |   |   |   |   |   |   |   |   |   |   |   |   |   |   |   |   |   |   |
|--------------------|--------|--------|--------|--------|--------|---------------------------|-------------------------|-------|-------|--------------------|------------------------|-------------------|------------------|------------------|------------------|---------------------|-----------------------|--------------------|---------------------|--------------|----------------|--------------------|----------|--------------|-----------|---------------------------|---------------------|--------------------|---------------------|---------------|-------------------|-------------------|-----|----------|---|---|---|---|---|---|---|---|---|---|---|---|---|---|---|---|---|---|---|---|---|---|---|---|---|---|
| connector 8 pin    |        |        |        |        |        |                           |                         |       |       | connector 15 pin   |                        |                   |                  |                  | connector 10 pin |                     |                       |                    |                     |              |                |                    |          |              |           |                           |                     |                    |                     |               |                   |                   |     |          |   |   |   |   |   |   |   |   |   |   |   |   |   |   |   |   |   |   |   |   |   |   |   |   |   |   |
| CAN H              | CAN L  | CAN H  | CAN L  | CAN H  | CAN L  | OUT +                     | OUT -                   | OUT + | OUT - | OUT -              | OUT -                  | OUT -             | OUT -            | OUT -            | OUT -            | OUT -               | OUT -                 | OUT -              | OUT -               | OUT -        | OUT +          | IN                 | IN       | IN           | IN        | IN                        | IN                  | IN                 | IN                  | IN            |                   |                   |     |          |   |   |   |   |   |   |   |   |   |   |   |   |   |   |   |   |   |   |   |   |   |   |   |   |   |   |
| CAN1-H             | CAN1-L | CAN2-H | CAN2-L | CAN3-H | CAN3-L | Alternative blink control | Alt. contr. centr. lock |       |       | Driver door sensor | Passengers door sensor | Trunk lid         | Hood sense       | Original alarm++ | Arming state     | Lock factory remote | Unlock factory remote | Any button pressed | Handbrake / Parking | Speed 10kmph | Engine running | Engine speed (RPM) | Ignition | Key inserted | Footbrake | Drivers door opening sim. | Turn off the engine | Turn on the engine | Turn signal control | Trunk release | Opening all doors | Closing all doors | GND | PWR +12V |   |   |   |   |   |   |   |   |   |   |   |   |   |   |   |   |   |   |   |   |   |   |   |   |   |   |
| 1                  | 2      | 3      | 4      | 5      | 6      | 7                         | 8                       |       |       | 1                  | 2                      | 3                 | 4                | 5                | 6                | 7                   | 8                     | 9                  | 10                  | 11           | 12             | 13                 | 14       | 15           | 1         | 2                         | 3                   | 4                  | 5                   | 6             | 7                 | 8                 | 9   | 10       |   |   |   |   |   |   |   |   |   |   |   |   |   |   |   |   |   |   |   |   |   |   |   |   |   |   |
| +                  | +      |        |        |        |        | +                         |                         |       |       | +                  | +                      | +                 | +                | +                | +                | +                   | +                     | +                  | +                   | +            | +              | +                  | +        | +            | +         | +                         | +                   | +                  | +                   | +             | +                 | +                 | +   | +        | + | + | + | + | + | + | + | + | + | + | + | + | + | + | + | + | + | + | + | + | + | + | + | + | + | + |
| Attention:         |        |        |        |        |        |                           |                         |       |       |                    |                        |                   |                  |                  |                  |                     |                       |                    |                     |              |                |                    |          |              |           |                           |                     |                    |                     |               |                   |                   |     |          |   |   |   |   |   |   |   |   |   |   |   |   |   |   |   |   |   |   |   |   |   |   |   |   |   |   |
| Switches           |        |        |        |        |        |                           |                         |       |       |                    |                        |                   |                  |                  |                  |                     |                       |                    |                     |              |                |                    |          |              |           |                           |                     |                    |                     |               |                   |                   |     |          |   |   |   |   |   |   |   |   |   |   |   |   |   |   |   |   |   |   |   |   |   |   |   |   |   |   |

**CHERY TIGGO FL** year: 2014 → without Keyless System program # 11593 from: 2017-09-01

| connector 8 pin |        |        |        |        |        |                           |                         | connector 15 pin   |                        |           |            |                  |              |                     |                       |                    |                     |              |                |                    |          |              | connector 10 pin |                           |                     |                    |                     |               |                   |                   |     |          |                         |                              |                 |   |   |   |   |   |   |   |   |   |   |   |   |   |   |  |  |  |
|-----------------|--------|--------|--------|--------|--------|---------------------------|-------------------------|--------------------|------------------------|-----------|------------|------------------|--------------|---------------------|-----------------------|--------------------|---------------------|--------------|----------------|--------------------|----------|--------------|------------------|---------------------------|---------------------|--------------------|---------------------|---------------|-------------------|-------------------|-----|----------|-------------------------|------------------------------|-----------------|---|---|---|---|---|---|---|---|---|---|---|---|---|---|--|--|--|
| CAN H           | CAN L  | CAN H  | CAN L  | CAN H  | CAN L  | OUT +                     | OUT -                   | OUT -              | OUT -                  | OUT -     | OUT -      | OUT -            | OUT -        | OUT -               | OUT -                 | OUT -              | OUT -               | OUT -        | OUT -          | OUT -              | OUT -    | OUT -        | OUT +            | IN                        | IN                  | IN                 | IN                  | IN            | IN                | IN                | IN  | IN       | IN                      |                              |                 |   |   |   |   |   |   |   |   |   |   |   |   |   |   |  |  |  |
| CAN1-H          | CAN1-L | CAN2-H | CAN2-L | CAN3-H | CAN3-L | Alternative blink control | Alt. contr. centr. lock | Driver door sensor | Passengers door sensor | Trunk lid | Hood sense | Original alarm++ | Arming state | Lock factory remote | Unlock factory remote | Any button pressed | Handbrake / Parking | Speed 10kmph | Engine running | Engine speed (RPM) | Ignition | Key inserted | Footbrake        | Drivers door opening sim. | Turn off the engine | Turn on the engine | Turn signal control | Trunk release | Opening all doors | Closing all doors | GND | PWR +12V | Contr. of factory alarm | Contr.c.lock. when ign.is on | Comfort closure |   |   |   |   |   |   |   |   |   |   |   |   |   |   |  |  |  |
| 1               | 2      | 3      | 4      | 5      | 6      | 7                         | 8                       | 1                  | 2                      | 3         | 4          | 5                | 6            | 7                   | 8                     | 9                  | 10                  | 11           | 12             | 13                 | 14       | 15           | 1                | 2                         | 3                   | 4                  | 5                   | 6             | 7                 | 8                 | 9   | 10       | +                       | +                            | +               | + | + | + | + | + | + | + | + | + | + | + | + | + | + |  |  |  |

Attention:

Switches

**CHERY TIGGO2** year: 2021 → without Keyless System program # 13725 from: 2021-06-17

| connector 8 pin |        |        |        |        |        |                           |                         | connector 15 pin   |                        |           |            |                  |              |                     |                       |                    |                     |              |                |                    |          |              | connector 10 pin |                           |                     |                    |                     |               |                   |                   |     |          |                         |                              |                 |   |   |   |   |   |   |   |   |   |   |   |   |   |   |   |  |  |  |
|-----------------|--------|--------|--------|--------|--------|---------------------------|-------------------------|--------------------|------------------------|-----------|------------|------------------|--------------|---------------------|-----------------------|--------------------|---------------------|--------------|----------------|--------------------|----------|--------------|------------------|---------------------------|---------------------|--------------------|---------------------|---------------|-------------------|-------------------|-----|----------|-------------------------|------------------------------|-----------------|---|---|---|---|---|---|---|---|---|---|---|---|---|---|---|--|--|--|
| CAN H           | CAN L  | CAN H  | CAN L  | CAN H  | CAN L  | OUT +                     | OUT -                   | OUT -              | OUT -                  | OUT -     | OUT -      | OUT -            | OUT -        | OUT -               | OUT -                 | OUT -              | OUT -               | OUT -        | OUT -          | OUT -              | OUT -    | OUT -        | OUT +            | IN                        | IN                  | IN                 | IN                  | IN            | IN                | IN                | IN  | IN       | IN                      |                              |                 |   |   |   |   |   |   |   |   |   |   |   |   |   |   |   |  |  |  |
| CAN1-H          | CAN1-L | CAN2-H | CAN2-L | CAN3-H | CAN3-L | Alternative blink control | Alt. contr. centr. lock | Driver door sensor | Passengers door sensor | Trunk lid | Hood sense | Original alarm++ | Arming state | Lock factory remote | Unlock factory remote | Any button pressed | Handbrake / Parking | Speed 10kmph | Engine running | Engine speed (RPM) | Ignition | Key inserted | Footbrake        | Drivers door opening sim. | Turn off the engine | Turn on the engine | Turn signal control | Trunk release | Opening all doors | Closing all doors | GND | PWR +12V | Contr. of factory alarm | Contr.c.lock. when ign.is on | Comfort closure |   |   |   |   |   |   |   |   |   |   |   |   |   |   |   |  |  |  |
| 1               | 2      | 3      | 4      | 5      | 6      | 7                         | 8                       | 1                  | 2                      | 3         | 4          | 5                | 6            | 7                   | 8                     | 9                  | 10                  | 11           | 12             | 13                 | 14       | 15           | 1                | 2                         | 3                   | 4                  | 5                   | 6             | 7                 | 8                 | 9   | 10       | +                       | +                            | +               | + | + | + | + | + | + | + | + | + | + | + | + | + | + | + |  |  |  |

Attention:

Switches

**CHERY TIGGO2** year: 2018 → without Keyless System program # 12289 from: 2021-06-17

| connector 8 pin |        |        |        |        |        |                           |                         | connector 15 pin   |                        |           |            |                  |              |                     |                       |                    |                     |              |                |                    |          |              | connector 10 pin |                           |                     |                    |                     |               |                   |                   |     |          |                         |                              |                 |   |   |   |   |   |   |   |   |   |   |   |   |   |   |   |  |  |  |
|-----------------|--------|--------|--------|--------|--------|---------------------------|-------------------------|--------------------|------------------------|-----------|------------|------------------|--------------|---------------------|-----------------------|--------------------|---------------------|--------------|----------------|--------------------|----------|--------------|------------------|---------------------------|---------------------|--------------------|---------------------|---------------|-------------------|-------------------|-----|----------|-------------------------|------------------------------|-----------------|---|---|---|---|---|---|---|---|---|---|---|---|---|---|---|--|--|--|
| CAN H           | CAN L  | CAN H  | CAN L  | CAN H  | CAN L  | OUT +                     | OUT -                   | OUT -              | OUT -                  | OUT -     | OUT -      | OUT -            | OUT -        | OUT -               | OUT -                 | OUT -              | OUT -               | OUT -        | OUT -          | OUT -              | OUT -    | OUT -        | OUT +            | IN                        | IN                  | IN                 | IN                  | IN            | IN                | IN                | IN  | IN       | IN                      |                              |                 |   |   |   |   |   |   |   |   |   |   |   |   |   |   |   |  |  |  |
| CAN1-H          | CAN1-L | CAN2-H | CAN2-L | CAN3-H | CAN3-L | Alternative blink control | Alt. contr. centr. lock | Driver door sensor | Passengers door sensor | Trunk lid | Hood sense | Original alarm++ | Arming state | Lock factory remote | Unlock factory remote | Any button pressed | Handbrake / Parking | Speed 10kmph | Engine running | Engine speed (RPM) | Ignition | Key inserted | Footbrake        | Drivers door opening sim. | Turn off the engine | Turn on the engine | Turn signal control | Trunk release | Opening all doors | Closing all doors | GND | PWR +12V | Contr. of factory alarm | Contr.c.lock. when ign.is on | Comfort closure |   |   |   |   |   |   |   |   |   |   |   |   |   |   |   |  |  |  |
| 1               | 2      | 3      | 4      | 5      | 6      | 7                         | 8                       | 1                  | 2                      | 3         | 4          | 5                | 6            | 7                   | 8                     | 9                  | 10                  | 11           | 12             | 13                 | 14       | 15           | 1                | 2                         | 3                   | 4                  | 5                   | 6             | 7                 | 8                 | 9   | 10       | +                       | +                            | +               | + | + | + | + | + | + | + | + | + | + | + | + | + | + | + |  |  |  |

Attention:

Switches

**CHERY TIGGO3** year: 2018 → without Keyless System program # 12288 from: 2018-04-18

| connector 8 pin |        |        |        |        |        |                           |                         | connector 15 pin   |                        |           |            |                  |              |                     |                       |                    |                     |              |                |                    |          |              | connector 10 pin |                           |                     |                    |                     |               |                   |                   |     |          |                         |                              |                 |   |   |   |   |   |   |   |   |   |   |   |   |   |   |   |  |  |  |
|-----------------|--------|--------|--------|--------|--------|---------------------------|-------------------------|--------------------|------------------------|-----------|------------|------------------|--------------|---------------------|-----------------------|--------------------|---------------------|--------------|----------------|--------------------|----------|--------------|------------------|---------------------------|---------------------|--------------------|---------------------|---------------|-------------------|-------------------|-----|----------|-------------------------|------------------------------|-----------------|---|---|---|---|---|---|---|---|---|---|---|---|---|---|---|--|--|--|
| CAN H           | CAN L  | CAN H  | CAN L  | CAN H  | CAN L  | OUT +                     | OUT -                   | OUT -              | OUT -                  | OUT -     | OUT -      | OUT -            | OUT -        | OUT -               | OUT -                 | OUT -              | OUT -               | OUT -        | OUT -          | OUT -              | OUT -    | OUT -        | OUT +            | IN                        | IN                  | IN                 | IN                  | IN            | IN                | IN                | IN  | IN       | IN                      |                              |                 |   |   |   |   |   |   |   |   |   |   |   |   |   |   |   |  |  |  |
| CAN1-H          | CAN1-L | CAN2-H | CAN2-L | CAN3-H | CAN3-L | Alternative blink control | Alt. contr. centr. lock | Driver door sensor | Passengers door sensor | Trunk lid | Hood sense | Original alarm++ | Arming state | Lock factory remote | Unlock factory remote | Any button pressed | Handbrake / Parking | Speed 10kmph | Engine running | Engine speed (RPM) | Ignition | Key inserted | Footbrake        | Drivers door opening sim. | Turn off the engine | Turn on the engine | Turn signal control | Trunk release | Opening all doors | Closing all doors | GND | PWR +12V | Contr. of factory alarm | Contr.c.lock. when ign.is on | Comfort closure |   |   |   |   |   |   |   |   |   |   |   |   |   |   |   |  |  |  |
| 1               | 2      | 3      | 4      | 5      | 6      | 7                         | 8                       | 1                  | 2                      | 3         | 4          | 5                | 6            | 7                   | 8                     | 9                  | 10                  | 11           | 12             | 13                 | 14       | 15           | 1                | 2                         | 3                   | 4                  | 5                   | 6             | 7                 | 8                 | 9   | 10       | +                       | +                            | +               | + | + | + | + | + | + | + | + | + | + | + | + | + | + | + |  |  |  |

Attention:

Switches

**CHERY TIGGO4 PRO** year: 2022 → with and without Keyless System program # 14494 from: 2023-02-02

| connector 8 pin |        |        |        |        |        |                           |                         | connector 15 pin   |                        |           |            |                  |              |                     |                       |                    |                     |              |                |                    |          |              | connector 10 pin |                           |                     |                    |                     |               |                   |                   |     |          |                         |                              |                 |   |   |   |   |   |   |   |   |   |   |   |   |   |   |   |   |  |  |  |
|-----------------|--------|--------|--------|--------|--------|---------------------------|-------------------------|--------------------|------------------------|-----------|------------|------------------|--------------|---------------------|-----------------------|--------------------|---------------------|--------------|----------------|--------------------|----------|--------------|------------------|---------------------------|---------------------|--------------------|---------------------|---------------|-------------------|-------------------|-----|----------|-------------------------|------------------------------|-----------------|---|---|---|---|---|---|---|---|---|---|---|---|---|---|---|---|--|--|--|
| CAN H           | CAN L  | CAN H  | CAN L  | CAN H  | CAN L  | OUT +                     | OUT -                   | OUT -              | OUT -                  | OUT -     | OUT -      | OUT -            | OUT -        | OUT -               | OUT -                 | OUT -              | OUT -               | OUT -        | OUT -          | OUT -              | OUT -    | OUT -        | OUT +            | IN                        | IN                  | IN                 | IN                  | IN            | IN                | IN                | IN  | IN       | IN                      |                              |                 |   |   |   |   |   |   |   |   |   |   |   |   |   |   |   |   |  |  |  |
| CAN1-H          | CAN1-L | CAN2-H | CAN2-L | CAN3-H | CAN3-L | Alternative blink control | Alt. contr. centr. lock | Driver door sensor | Passengers door sensor | Trunk lid | Hood sense | Original alarm++ | Arming state | Lock factory remote | Unlock factory remote | Any button pressed | Handbrake / Parking | Speed 10kmph | Engine running | Engine speed (RPM) | Ignition | Key inserted | Footbrake        | Drivers door opening sim. | Turn off the engine | Turn on the engine | Turn signal control | Trunk release | Opening all doors | Closing all doors | GND | PWR +12V | Contr. of factory alarm | Contr.c.lock. when ign.is on | Comfort closure |   |   |   |   |   |   |   |   |   |   |   |   |   |   |   |   |  |  |  |
| 1               | 2      | 3      | 4      | 5      | 6      | 7                         | 8                       | 1                  | 2                      | 3         | 4          | 5                | 6            | 7                   | 8                     | 9                  | 10                  | 11           | 12             | 13                 | 14       | 15           | 1                | 2                         | 3                   | 4                  | 5                   | 6             | 7                 | 8                 | 9   | 10       | +                       | +                            | +               | + | + | + | + | + | + | + | + | + | + | + | + | + | + | + | + |  |  |  |

Attention:

Switches

| CHERY TIGGO5    |        |        |        |        |        |                           |                         | year: 2014 →       |                        |           |            |                  |              |                     | without Keyless System |                    |                     |              |                |                    |          | program N°: 11576 |           |                           |                     |                    |                     |               | from: 2021-06-17  |                   |     |          |                         |                              |                 |    |    |   |   |   |   |   |   |   |   |   |   |   |   |   |   |
|-----------------|--------|--------|--------|--------|--------|---------------------------|-------------------------|--------------------|------------------------|-----------|------------|------------------|--------------|---------------------|------------------------|--------------------|---------------------|--------------|----------------|--------------------|----------|-------------------|-----------|---------------------------|---------------------|--------------------|---------------------|---------------|-------------------|-------------------|-----|----------|-------------------------|------------------------------|-----------------|----|----|---|---|---|---|---|---|---|---|---|---|---|---|---|---|
| connector 8 pin |        |        |        |        |        |                           |                         | connector 15 pin   |                        |           |            |                  |              |                     | connector 10 pin       |                    |                     |              |                |                    |          |                   |           |                           |                     |                    |                     |               |                   |                   |     |          |                         |                              |                 |    |    |   |   |   |   |   |   |   |   |   |   |   |   |   |   |
| CAN H           | CAN L  | CAN H  | CAN L  | CAN H  | CAN L  | OUT +                     | OUT -                   | OUT                | OUT                    | OUT       | OUT        | OUT              | OUT          | OUT                 | OUT                    | OUT                | OUT                 | OUT          | OUT            | OUT                | OUT      | OUT               | OUT       | OUT                       | OUT                 | IN                 | IN                  | IN            | IN                | IN                | IN  | IN       | IN                      | IN                           | IN              | IN | IN |   |   |   |   |   |   |   |   |   |   |   |   |   |   |
| CAN1-H          | CAN1-L | CAN2-H | CAN2-L | CAN3-H | CAN3-L | Alternative blink control | Alt. contr. centr. lock | Driver door sensor | Passengers door sensor | Trunk lid | Hood sense | Original alarm++ | Arming state | Lock factory remote | Unlock factory remote  | Any button pressed | Handbrake / Parking | Speed 10kmph | Engine running | Engine speed (RPM) | Ignition | Key inserted      | Footbrake | Drivers door opening sim. | Turn off the engine | Turn on the engine | Turn signal control | Trunk release | Opening all doors | Closing all doors | GND | PWR +12V | Contr. of factory alarm | Contr.c.lock, when ign.is on | Comfort closure |    |    |   |   |   |   |   |   |   |   |   |   |   |   |   |   |
| 1               | 2      | 3      | 4      | 5      | 6      | 7                         | 8                       | 1                  | 2                      | 3         | 4          | 5                | 6            | 7                   | 8                      | 9                  | 10                  | 11           | 12             | 13                 | 14       | 15                | 1         | 2                         | 3                   | 4                  | 5                   | 6             | 7                 | 8                 | 9   | 10       | +                       | +                            | +               | +  | +  | + | + | + | + | + | + | + | + | + | + | + | + | + | + |

Attention:

| CHERY TIGGO5 (Keyless) |        |        |        |        |        |                           |                         | year: 2014 →       |                        |           |            |                  |              |                     | with Keyless System   |                    |                     |              |                |                    |          | program N°: 11576 |           |                           |                     |                    |                     |               | from: 2021-06-17  |                   |     |          |                         |                              |                 |    |   |   |   |   |   |   |   |   |   |   |   |   |   |   |   |
|------------------------|--------|--------|--------|--------|--------|---------------------------|-------------------------|--------------------|------------------------|-----------|------------|------------------|--------------|---------------------|-----------------------|--------------------|---------------------|--------------|----------------|--------------------|----------|-------------------|-----------|---------------------------|---------------------|--------------------|---------------------|---------------|-------------------|-------------------|-----|----------|-------------------------|------------------------------|-----------------|----|---|---|---|---|---|---|---|---|---|---|---|---|---|---|---|
| connector 8 pin        |        |        |        |        |        |                           |                         | connector 15 pin   |                        |           |            |                  |              |                     | connector 10 pin      |                    |                     |              |                |                    |          |                   |           |                           |                     |                    |                     |               |                   |                   |     |          |                         |                              |                 |    |   |   |   |   |   |   |   |   |   |   |   |   |   |   |   |
| CAN H                  | CAN L  | CAN H  | CAN L  | CAN H  | CAN L  | OUT +                     | OUT -                   | OUT                | OUT                    | OUT       | OUT        | OUT              | OUT          | OUT                 | OUT                   | OUT                | OUT                 | OUT          | OUT            | OUT                | OUT      | OUT               | OUT       | OUT                       | IN                  | IN                 | IN                  | IN            | IN                | IN                | IN  | IN       | IN                      | IN                           | IN              | IN |   |   |   |   |   |   |   |   |   |   |   |   |   |   |   |
| CAN1-H                 | CAN1-L | CAN2-H | CAN2-L | CAN3-H | CAN3-L | Alternative blink control | Alt. contr. centr. lock | Driver door sensor | Passengers door sensor | Trunk lid | Hood sense | Original alarm++ | Arming state | Lock factory remote | Unlock factory remote | Any button pressed | Handbrake / Parking | Speed 10kmph | Engine running | Engine speed (RPM) | Ignition | Key inserted      | Footbrake | Drivers door opening sim. | Turn off the engine | Turn on the engine | Turn signal control | Trunk release | Opening all doors | Closing all doors | GND | PWR +12V | Contr. of factory alarm | Contr.c.lock, when ign.is on | Comfort closure |    |   |   |   |   |   |   |   |   |   |   |   |   |   |   |   |
| 1                      | 2      | 3      | 4      | 5      | 6      | 7                         | 8                       | 1                  | 2                      | 3         | 4          | 5                | 6            | 7                   | 8                     | 9                  | 10                  | 11           | 12             | 13                 | 14       | 15                | 1         | 2                         | 3                   | 4                  | 5                   | 6             | 7                 | 8                 | 9   | 10       | +                       | +                            | +               | +  | + | + | + | + | + | + | + | + | + | + | + | + | + | + | + |

Attention:

| CHERY TIGGO7 PRO |        |        |        |        |        |                           |                         | year: 2020 →       |                        |           |            |                  |              |                     | without Keyless System |                    |                     |              |                |                    |          | program N°: 13899 |           |                           |                     |                    |                     |               | from: 2022-02-04  |                   |     |          |                         |                              |                 |    |   |   |   |   |   |   |   |   |   |   |   |   |   |   |   |
|------------------|--------|--------|--------|--------|--------|---------------------------|-------------------------|--------------------|------------------------|-----------|------------|------------------|--------------|---------------------|------------------------|--------------------|---------------------|--------------|----------------|--------------------|----------|-------------------|-----------|---------------------------|---------------------|--------------------|---------------------|---------------|-------------------|-------------------|-----|----------|-------------------------|------------------------------|-----------------|----|---|---|---|---|---|---|---|---|---|---|---|---|---|---|---|
| connector 8 pin  |        |        |        |        |        |                           |                         | connector 15 pin   |                        |           |            |                  |              |                     | connector 10 pin       |                    |                     |              |                |                    |          |                   |           |                           |                     |                    |                     |               |                   |                   |     |          |                         |                              |                 |    |   |   |   |   |   |   |   |   |   |   |   |   |   |   |   |
| CAN H            | CAN L  | CAN H  | CAN L  | CAN H  | CAN L  | OUT +                     | OUT -                   | OUT                | OUT                    | OUT       | OUT        | OUT              | OUT          | OUT                 | OUT                    | OUT                | OUT                 | OUT          | OUT            | OUT                | OUT      | OUT               | OUT       | OUT                       | IN                  | IN                 | IN                  | IN            | IN                | IN                | IN  | IN       | IN                      | IN                           | IN              | IN |   |   |   |   |   |   |   |   |   |   |   |   |   |   |   |
| CAN1-H           | CAN1-L | CAN2-H | CAN2-L | CAN3-H | CAN3-L | Alternative blink control | Alt. contr. centr. lock | Driver door sensor | Passengers door sensor | Trunk lid | Hood sense | Original alarm++ | Arming state | Lock factory remote | Unlock factory remote  | Any button pressed | Handbrake / Parking | Speed 10kmph | Engine running | Engine speed (RPM) | Ignition | Key inserted      | Footbrake | Drivers door opening sim. | Turn off the engine | Turn on the engine | Turn signal control | Trunk release | Opening all doors | Closing all doors | GND | PWR +12V | Contr. of factory alarm | Contr.c.lock, when ign.is on | Comfort closure |    |   |   |   |   |   |   |   |   |   |   |   |   |   |   |   |
| 1                | 2      | 3      | 4      | 5      | 6      | 7                         | 8                       | 1                  | 2                      | 3         | 4          | 5                | 6            | 7                   | 8                      | 9                  | 10                  | 11           | 12             | 13                 | 14       | 15                | 1         | 2                         | 3                   | 4                  | 5                   | 6             | 7                 | 8                 | 9   | 10       | +                       | +                            | +               | +  | + | + | + | + | + | + | + | + | + | + | + | + | + | + | + |

Attention:

| CHERY TIGGO8 PRO |        |        |        |        |        |                           |                         | year: 2021 →       |                        |           |            |                  |              |                     | without Keyless System |                    |                     |              |                |                    |          | program N°: 14129 |           |                           |                     |                    |                     |               | from: 2022-02-04  |                   |     |          |                         |                              |                 |    |   |   |   |   |   |   |   |   |   |   |   |   |   |   |   |
|------------------|--------|--------|--------|--------|--------|---------------------------|-------------------------|--------------------|------------------------|-----------|------------|------------------|--------------|---------------------|------------------------|--------------------|---------------------|--------------|----------------|--------------------|----------|-------------------|-----------|---------------------------|---------------------|--------------------|---------------------|---------------|-------------------|-------------------|-----|----------|-------------------------|------------------------------|-----------------|----|---|---|---|---|---|---|---|---|---|---|---|---|---|---|---|
| connector 8 pin  |        |        |        |        |        |                           |                         | connector 15 pin   |                        |           |            |                  |              |                     | connector 10 pin       |                    |                     |              |                |                    |          |                   |           |                           |                     |                    |                     |               |                   |                   |     |          |                         |                              |                 |    |   |   |   |   |   |   |   |   |   |   |   |   |   |   |   |
| CAN H            | CAN L  | CAN H  | CAN L  | CAN H  | CAN L  | OUT +                     | OUT -                   | OUT                | OUT                    | OUT       | OUT        | OUT              | OUT          | OUT                 | OUT                    | OUT                | OUT                 | OUT          | OUT            | OUT                | OUT      | OUT               | OUT       | OUT                       | IN                  | IN                 | IN                  | IN            | IN                | IN                | IN  | IN       | IN                      | IN                           | IN              | IN |   |   |   |   |   |   |   |   |   |   |   |   |   |   |   |
| CAN1-H           | CAN1-L | CAN2-H | CAN2-L | CAN3-H | CAN3-L | Alternative blink control | Alt. contr. centr. lock | Driver door sensor | Passengers door sensor | Trunk lid | Hood sense | Original alarm++ | Arming state | Lock factory remote | Unlock factory remote  | Any button pressed | Handbrake / Parking | Speed 10kmph | Engine running | Engine speed (RPM) | Ignition | Key inserted      | Footbrake | Drivers door opening sim. | Turn off the engine | Turn on the engine | Turn signal control | Trunk release | Opening all doors | Closing all doors | GND | PWR +12V | Contr. of factory alarm | Contr.c.lock, when ign.is on | Comfort closure |    |   |   |   |   |   |   |   |   |   |   |   |   |   |   |   |
| 1                | 2      | 3      | 4      | 5      | 6      | 7                         | 8                       | 1                  | 2                      | 3         | 4          | 5                | 6            | 7                   | 8                      | 9                  | 10                  | 11           | 12             | 13                 | 14       | 15                | 1         | 2                         | 3                   | 4                  | 5                   | 6             | 7                 | 8                 | 9   | 10       | +                       | +                            | +               | +  | + | + | + | + | + | + | + | + | + | + | + | + | + | + | + |

Attention:

| CHEVROLET AVEO (T300) |        |        |        |        |        |                           |                         | year: 2017 →       |                        |           |            |                  |              |                     | with and without Keyless System |                    |                     |              |                |                    |          | program N°: 13919 |           |                           |                     |                    |                     |               | from: 2021-11-26  |                   |     |          |                         |                              |                 |    |   |   |   |   |   |   |   |   |   |   |   |   |   |   |   |
|-----------------------|--------|--------|--------|--------|--------|---------------------------|-------------------------|--------------------|------------------------|-----------|------------|------------------|--------------|---------------------|---------------------------------|--------------------|---------------------|--------------|----------------|--------------------|----------|-------------------|-----------|---------------------------|---------------------|--------------------|---------------------|---------------|-------------------|-------------------|-----|----------|-------------------------|------------------------------|-----------------|----|---|---|---|---|---|---|---|---|---|---|---|---|---|---|---|
| connector 8 pin       |        |        |        |        |        |                           |                         | connector 15 pin   |                        |           |            |                  |              |                     | connector 10 pin                |                    |                     |              |                |                    |          |                   |           |                           |                     |                    |                     |               |                   |                   |     |          |                         |                              |                 |    |   |   |   |   |   |   |   |   |   |   |   |   |   |   |   |
| CAN H                 | CAN L  | CAN H  | CAN L  | CAN H  | CAN L  | OUT +                     | OUT -                   | OUT                | OUT                    | OUT       | OUT        | OUT              | OUT          | OUT                 | OUT                             | OUT                | OUT                 | OUT          | OUT            | OUT                | OUT      | OUT               | OUT       | OUT                       | IN                  | IN                 | IN                  | IN            | IN                | IN                | IN  | IN       | IN                      | IN                           | IN              | IN |   |   |   |   |   |   |   |   |   |   |   |   |   |   |   |
| CAN1-H                | CAN1-L | CAN2-H | CAN2-L | CAN3-H | CAN3-L | Alternative blink control | Alt. contr. centr. lock | Driver door sensor | Passengers door sensor | Trunk lid | Hood sense | Original alarm++ | Arming state | Lock factory remote | Unlock factory remote           | Any button pressed | Handbrake / Parking | Speed 10kmph | Engine running | Engine speed (RPM) | Ignition | Key inserted      | Footbrake | Drivers door opening sim. | Turn off the engine | Turn on the engine | Turn signal control | Trunk release | Opening all doors | Closing all doors | GND | PWR +12V | Contr. of factory alarm | Contr.c.lock, when ign.is on | Comfort closure |    |   |   |   |   |   |   |   |   |   |   |   |   |   |   |   |
| 1                     | 2      | 3      | 4      | 5      | 6      | 7                         | 8                       | 1                  | 2                      | 3         | 4          | 5                | 6            | 7                   | 8                               | 9                  | 10                  | 11           | 12             | 13                 | 14       | 15                | 1         | 2                         | 3                   | 4                  | 5                   | 6             | 7                 | 8                 | 9   | 10       | +                       | +                            | +               | +  | + | + | + | + | + | + | + | + | + | + | + | + | + | + | + |

Attention:



**CHEVROLET AVEO (T300)**

year: 2011 →

with and without Keyless System

program №: 11243

from: 2020-07-03

| connector 8 pin |        |        |        |        |        |                           |                         |
|-----------------|--------|--------|--------|--------|--------|---------------------------|-------------------------|
| CAN H           | CAN L  | CAN H  | CAN L  | CAN H  | CAN L  | OUT +                     | OUT -                   |
| CAN1-H          | CAN1-L | CAN2-H | CAN2-L | CAN3-H | CAN3-L | Alternative blink control | Alt. contr. centr. lock |
| 1               | 2      | 3      | 4      | 5      | 6      | 7                         | 8                       |
| +               | +      | +      | +      | +      | +      | +                         | +                       |

| connector 15 pin   |                        |           |            |                  |              |                     |                       |                    |                     |              |                |                    |          |              |
|--------------------|------------------------|-----------|------------|------------------|--------------|---------------------|-----------------------|--------------------|---------------------|--------------|----------------|--------------------|----------|--------------|
| OUT                | OUT                    | OUT       | OUT        | OUT              | OUT          | OUT                 | OUT                   | OUT                | OUT                 | OUT          | OUT            | OUT                | OUT      | OUT          |
| Driver door sensor | Passengers door sensor | Trunk lid | Hood sense | Original alarm++ | Arming state | Lock factory remote | Unlock factory remote | Any button pressed | Handbrake / Parking | Speed 10kmph | Engine running | Engine speed (RPM) | Ignition | Key inserted |
| 1                  | 2                      | 3         | 4          | 5                | 6            | 7                   | 8                     | 9                  | 10                  | 11           | 12             | 13                 | 14       | 15           |
| +                  | +                      | +         | +          | +                | +            | +                   | +                     | +                  | +                   | +            | +              | +                  | +        | +            |

| connector 10 pin |                           |                     |                    |                     |               |                   |                   |     |          |
|------------------|---------------------------|---------------------|--------------------|---------------------|---------------|-------------------|-------------------|-----|----------|
| OUT              | IN                        | IN                  | IN                 | IN                  | IN            | IN                | IN                | IN  | IN       |
| Footbrake        | Drivers door opening sim. | Turn off the engine | Turn on the engine | Turn signal control | Trunk release | Opening all doors | Closing all doors | GND | PWR +12V |
| 1                | 2                         | 3                   | 4                  | 5                   | 6             | 7                 | 8                 | 9   | 10       |
| +                | +                         | +                   | +                  | +                   | +             | +                 | +                 | +   | +        |

|                              |
|------------------------------|
| Contr. of factory alarm      |
| Contr.c.lock. when ign.is on |
| Comfort closure              |

Attention:

**CHEVROLET BLAZER**

year: 2019 →

with and without Keyless System

program №: 13328

from: 2020-09-09

| connector 8 pin |        |        |        |        |        |                           |                         |
|-----------------|--------|--------|--------|--------|--------|---------------------------|-------------------------|
| CAN H           | CAN L  | CAN H  | CAN L  | CAN H  | CAN L  | OUT +                     | OUT -                   |
| CAN1-H          | CAN1-L | CAN2-H | CAN2-L | CAN3-H | CAN3-L | Alternative blink control | Alt. contr. centr. lock |
| 1               | 2      | 3      | 4      | 5      | 6      | 7                         | 8                       |
| +               | +      | +      | +      | +      | +      | +                         | +                       |

| connector 15 pin   |                        |           |            |                  |              |                     |                       |                    |                     |              |                |                    |          |              |
|--------------------|------------------------|-----------|------------|------------------|--------------|---------------------|-----------------------|--------------------|---------------------|--------------|----------------|--------------------|----------|--------------|
| OUT                | OUT                    | OUT       | OUT        | OUT              | OUT          | OUT                 | OUT                   | OUT                | OUT                 | OUT          | OUT            | OUT                | OUT      | OUT          |
| Driver door sensor | Passengers door sensor | Trunk lid | Hood sense | Original alarm++ | Arming state | Lock factory remote | Unlock factory remote | Any button pressed | Handbrake / Parking | Speed 10kmph | Engine running | Engine speed (RPM) | Ignition | Key inserted |
| 1                  | 2                      | 3         | 4          | 5                | 6            | 7                   | 8                     | 9                  | 10                  | 11           | 12             | 13                 | 14       | 15           |
| +                  | +                      | +         | +          | +                | +            | +                   | +                     | +                  | +                   | +            | +              | +                  | +        | +            |

| connector 10 pin |                           |                     |                    |                     |               |                   |                   |     |          |
|------------------|---------------------------|---------------------|--------------------|---------------------|---------------|-------------------|-------------------|-----|----------|
| OUT              | IN                        | IN                  | IN                 | IN                  | IN            | IN                | IN                | IN  | IN       |
| Footbrake        | Drivers door opening sim. | Turn off the engine | Turn on the engine | Turn signal control | Trunk release | Opening all doors | Closing all doors | GND | PWR +12V |
| 1                | 2                         | 3                   | 4                  | 5                   | 6             | 7                 | 8                 | 9   | 10       |
| +                | +                         | +                   | +                  | +                   | +             | +                 | +                 | +   | +        |

|                              |
|------------------------------|
| Contr. of factory alarm      |
| Contr.c.lock. when ign.is on |
| Comfort closure              |

Attention:

**CHEVROLET BOLT (Electric)**

year: 2022 →

with and without Keyless System

program №: 14491

from: 2023-01-19

| connector 8 pin |        |        |        |        |        |                           |                         |
|-----------------|--------|--------|--------|--------|--------|---------------------------|-------------------------|
| CAN H           | CAN L  | CAN H  | CAN L  | CAN H  | CAN L  | OUT +                     | OUT -                   |
| CAN1-H          | CAN1-L | CAN2-H | CAN2-L | CAN3-H | CAN3-L | Alternative blink control | Alt. contr. centr. lock |
| 1               | 2      | 3      | 4      | 5      | 6      | 7                         | 8                       |
| +               | +      | +      | +      | +      | +      | +                         | +                       |

| connector 15 pin   |                        |           |            |                  |              |                     |                       |                    |                     |              |                |                    |          |              |
|--------------------|------------------------|-----------|------------|------------------|--------------|---------------------|-----------------------|--------------------|---------------------|--------------|----------------|--------------------|----------|--------------|
| OUT                | OUT                    | OUT       | OUT        | OUT              | OUT          | OUT                 | OUT                   | OUT                | OUT                 | OUT          | OUT            | OUT                | OUT      | OUT          |
| Driver door sensor | Passengers door sensor | Trunk lid | Hood sense | Original alarm++ | Arming state | Lock factory remote | Unlock factory remote | Any button pressed | Handbrake / Parking | Speed 10kmph | Engine running | Engine speed (RPM) | Ignition | Key inserted |
| 1                  | 2                      | 3         | 4          | 5                | 6            | 7                   | 8                     | 9                  | 10                  | 11           | 12             | 13                 | 14       | 15           |
| +                  | +                      | +         | +          | +                | +            | +                   | +                     | +                  | +                   | +            | +              | +                  | +        | +            |

| connector 10 pin |                           |                     |                    |                     |               |                   |                   |     |          |
|------------------|---------------------------|---------------------|--------------------|---------------------|---------------|-------------------|-------------------|-----|----------|
| OUT              | IN                        | IN                  | IN                 | IN                  | IN            | IN                | IN                | IN  | IN       |
| Footbrake        | Drivers door opening sim. | Turn off the engine | Turn on the engine | Turn signal control | Trunk release | Opening all doors | Closing all doors | GND | PWR +12V |
| 1                | 2                         | 3                   | 4                  | 5                   | 6             | 7                 | 8                 | 9   | 10       |
| +                | +                         | +                   | +                  | +                   | +             | +                 | +                 | +   | +        |

|                              |
|------------------------------|
| Contr. of factory alarm      |
| Contr.c.lock. when ign.is on |
| Comfort closure              |

Attention:

**CHEVROLET BOLT (Electric)**

year: 2017 →

with and without Keyless System

program №: 14148

from: 2022-03-16

| connector 8 pin |        |        |        |        |        |                           |                         |
|-----------------|--------|--------|--------|--------|--------|---------------------------|-------------------------|
| CAN H           | CAN L  | CAN H  | CAN L  | CAN H  | CAN L  | OUT +                     | OUT -                   |
| CAN1-H          | CAN1-L | CAN2-H | CAN2-L | CAN3-H | CAN3-L | Alternative blink control | Alt. contr. centr. lock |
| 1               | 2      | 3      | 4      | 5      | 6      | 7                         | 8                       |
| +               | +      | +      | +      | +      | +      | +                         | +                       |

| connector 15 pin   |                        |           |            |                  |              |                     |                       |                    |                     |              |                |                    |          |              |
|--------------------|------------------------|-----------|------------|------------------|--------------|---------------------|-----------------------|--------------------|---------------------|--------------|----------------|--------------------|----------|--------------|
| OUT                | OUT                    | OUT       | OUT        | OUT              | OUT          | OUT                 | OUT                   | OUT                | OUT                 | OUT          | OUT            | OUT                | OUT      | OUT          |
| Driver door sensor | Passengers door sensor | Trunk lid | Hood sense | Original alarm++ | Arming state | Lock factory remote | Unlock factory remote | Any button pressed | Handbrake / Parking | Speed 10kmph | Engine running | Engine speed (RPM) | Ignition | Key inserted |
| 1                  | 2                      | 3         | 4          | 5                | 6            | 7                   | 8                     | 9                  | 10                  | 11           | 12             | 13                 | 14       | 15           |
| +                  | +                      | +         | +          | +                | +            | +                   | +                     | +                  | +                   | +            | +              | +                  | +        | +            |

| connector 10 pin |                           |                     |                    |                     |               |                   |                   |     |          |
|------------------|---------------------------|---------------------|--------------------|---------------------|---------------|-------------------|-------------------|-----|----------|
| OUT              | IN                        | IN                  | IN                 | IN                  | IN            | IN                | IN                | IN  | IN       |
| Footbrake        | Drivers door opening sim. | Turn off the engine | Turn on the engine | Turn signal control | Trunk release | Opening all doors | Closing all doors | GND | PWR +12V |
| 1                | 2                         | 3                   | 4                  | 5                   | 6             | 7                 | 8                 | 9   | 10       |
| +                | +                         | +                   | +                  | +                   | +             | +                 | +                 | +   | +        |

|                              |
|------------------------------|
| Contr. of factory alarm      |
| Contr.c.lock. when ign.is on |
| Comfort closure              |

Attention:

**CHEVROLET CAMARO V1**

year: 2016 →

with and without Keyless System

program №: 13427

from: 2020-11-20

| connector 8 pin |        |        |        |        |        |                           |                         |
|-----------------|--------|--------|--------|--------|--------|---------------------------|-------------------------|
| CAN H           | CAN L  | CAN H  | CAN L  | CAN H  | CAN L  | OUT +                     | OUT -                   |
| CAN1-H          | CAN1-L | CAN2-H | CAN2-L | CAN3-H | CAN3-L | Alternative blink control | Alt. contr. centr. lock |
| 1               | 2      | 3      | 4      | 5      | 6      | 7                         | 8                       |
| +               | +      | +      | +      | +      | +      | +                         | +                       |

| connector 15 pin   |                        |           |            |                  |              |                     |                       |                    |                     |              |                |                    |          |              |
|--------------------|------------------------|-----------|------------|------------------|--------------|---------------------|-----------------------|--------------------|---------------------|--------------|----------------|--------------------|----------|--------------|
| OUT                | OUT                    | OUT       | OUT        | OUT              | OUT          | OUT                 | OUT                   | OUT                | OUT                 | OUT          | OUT            | OUT                | OUT      | OUT          |
| Driver door sensor | Passengers door sensor | Trunk lid | Hood sense | Original alarm++ | Arming state | Lock factory remote | Unlock factory remote | Any button pressed | Handbrake / Parking | Speed 10kmph | Engine running | Engine speed (RPM) | Ignition | Key inserted |
| 1                  | 2                      | 3         | 4          | 5                | 6            | 7                   | 8                     | 9                  | 10                  | 11           | 12             | 13                 | 14       | 15           |
| +                  | +                      | +         | +          | +                | +            | +                   | +                     | +                  | +                   | +            | +              | +                  | +        | +            |

| connector 10 pin |                           |                     |                    |                     |               |                   |                   |     |          |
|------------------|---------------------------|---------------------|--------------------|---------------------|---------------|-------------------|-------------------|-----|----------|
| OUT              | IN                        | IN                  | IN                 | IN                  | IN            | IN                | IN                | IN  | IN       |
| Footbrake        | Drivers door opening sim. | Turn off the engine | Turn on the engine | Turn signal control | Trunk release | Opening all doors | Closing all doors | GND | PWR +12V |
| 1                | 2                         | 3                   | 4                  | 5                   | 6             | 7                 | 8                 | 9   | 10       |
| +                | +                         | +                   | +                  | +                   | +             | +                 | +                 | +   | +        |

|                              |
|------------------------------|
| Contr. of factory alarm      |
| Contr.c.lock. when ign.is on |
| Comfort closure              |

Attention:

Switches



**CHEVROLET CAVALIER**

year: 2021 →

with and without Keyless System

program №: 13973

from: 2022-01-17

| connector 8 pin |       |        |       |        |       |        |       |
|-----------------|-------|--------|-------|--------|-------|--------|-------|
| CAN H           | CAN L | CAN H  | CAN L | CAN H  | CAN L | OUT +  | OUT - |
| CAN1-H          |       | CAN1-L |       | CAN2-H |       | CAN2-L |       |
|                 |       |        |       | CAN3-H |       | CAN3-L |       |
| 1               | 2     | 3      | 4     | 5      | 6     | 7      | 8     |
| +               | +     | +      | +     | +      | +     | +      | +     |

| connector 15 pin   |                        |           |            |                  |              |                     |                       |                    |                     |              |                |                    |          |              |
|--------------------|------------------------|-----------|------------|------------------|--------------|---------------------|-----------------------|--------------------|---------------------|--------------|----------------|--------------------|----------|--------------|
| OUT                | OUT                    | OUT       | OUT        | OUT              | OUT          | OUT                 | OUT                   | OUT                | OUT                 | OUT          | OUT            | OUT                | OUT      | OUT          |
| Driver door sensor | Passengers door sensor | Trunk lid | Hood sense | Original alarm++ | Arming state | Lock factory remote | Unlock factory remote | Any button pressed | Handbrake / Parking | Speed 10kmph | Engine running | Engine speed (RPM) | Ignition | Key inserted |
| 1                  | 2                      | 3         | 4          | 5                | 6            | 7                   | 8                     | 9                  | 10                  | 11           | 12             | 13                 | 14       | 15           |
| +                  | +                      | +         | +          | +                | +            | +                   | +                     | +                  | +                   | +            | +              | +                  | +        | +            |

| connector 10 pin |                           |                     |                    |                     |               |                   |                   |     |          |
|------------------|---------------------------|---------------------|--------------------|---------------------|---------------|-------------------|-------------------|-----|----------|
| OUT              | IN                        | IN                  | IN                 | IN                  | IN            | IN                | IN                | IN  | IN       |
| Footbrake        | Drivers door opening sim. | Turn off the engine | Turn on the engine | Turn signal control | Trunk release | Opening all doors | Closing all doors | GND | PWR +12V |
| 1                | 2                         | 3                   | 4                  | 5                   | 6             | 7                 | 8                 | 9   | 10       |
| +                | +                         | +                   | +                  | +                   | +             | +                 | +                 | +   | +        |

|                              |
|------------------------------|
| Contr. of factory alarm      |
| Contr.c.lock. when ign.is on |
| Comfort closure              |

Attention:

**CHEVROLET COBALT**

year: 2012 →

with and without Keyless System

program №: 11243

from: 2020-07-03

| connector 8 pin |       |        |       |        |       |        |       |
|-----------------|-------|--------|-------|--------|-------|--------|-------|
| CAN H           | CAN L | CAN H  | CAN L | CAN H  | CAN L | OUT +  | OUT - |
| CAN1-H          |       | CAN1-L |       | CAN2-H |       | CAN2-L |       |
|                 |       |        |       | CAN3-H |       | CAN3-L |       |
| 1               | 2     | 3      | 4     | 5      | 6     | 7      | 8     |
| +               | +     | +      | +     | +      | +     | +      | +     |

| connector 15 pin   |                        |           |            |                  |              |                     |                       |                    |                     |              |                |                    |          |              |
|--------------------|------------------------|-----------|------------|------------------|--------------|---------------------|-----------------------|--------------------|---------------------|--------------|----------------|--------------------|----------|--------------|
| OUT                | OUT                    | OUT       | OUT        | OUT              | OUT          | OUT                 | OUT                   | OUT                | OUT                 | OUT          | OUT            | OUT                | OUT      | OUT          |
| Driver door sensor | Passengers door sensor | Trunk lid | Hood sense | Original alarm++ | Arming state | Lock factory remote | Unlock factory remote | Any button pressed | Handbrake / Parking | Speed 10kmph | Engine running | Engine speed (RPM) | Ignition | Key inserted |
| 1                  | 2                      | 3         | 4          | 5                | 6            | 7                   | 8                     | 9                  | 10                  | 11           | 12             | 13                 | 14       | 15           |
| +                  | +                      | +         | +          | +                | +            | +                   | +                     | +                  | +                   | +            | +              | +                  | +        | +            |

| connector 10 pin |                           |                     |                    |                     |               |                   |                   |     |          |
|------------------|---------------------------|---------------------|--------------------|---------------------|---------------|-------------------|-------------------|-----|----------|
| OUT              | IN                        | IN                  | IN                 | IN                  | IN            | IN                | IN                | IN  | IN       |
| Footbrake        | Drivers door opening sim. | Turn off the engine | Turn on the engine | Turn signal control | Trunk release | Opening all doors | Closing all doors | GND | PWR +12V |
| 1                | 2                         | 3                   | 4                  | 5                   | 6             | 7                 | 8                 | 9   | 10       |
| +                | +                         | +                   | +                  | +                   | +             | +                 | +                 | +   | +        |

|                              |
|------------------------------|
| Contr. of factory alarm      |
| Contr.c.lock. when ign.is on |
| Comfort closure              |

Attention:

**CHEVROLET COLORADO**

year: 2021 →

with and without Keyless System

program №: 13912

from: 2021-11-23

| connector 8 pin |       |        |       |        |       |        |       |
|-----------------|-------|--------|-------|--------|-------|--------|-------|
| CAN H           | CAN L | CAN H  | CAN L | CAN H  | CAN L | OUT +  | OUT - |
| CAN1-H          |       | CAN1-L |       | CAN2-H |       | CAN2-L |       |
|                 |       |        |       | CAN3-H |       | CAN3-L |       |
| 1               | 2     | 3      | 4     | 5      | 6     | 7      | 8     |
| +               | +     | +      | +     | +      | +     | +      | +     |

| connector 15 pin   |                        |           |            |                  |              |                     |                       |                    |                     |              |                |                    |          |              |
|--------------------|------------------------|-----------|------------|------------------|--------------|---------------------|-----------------------|--------------------|---------------------|--------------|----------------|--------------------|----------|--------------|
| OUT                | OUT                    | OUT       | OUT        | OUT              | OUT          | OUT                 | OUT                   | OUT                | OUT                 | OUT          | OUT            | OUT                | OUT      | OUT          |
| Driver door sensor | Passengers door sensor | Trunk lid | Hood sense | Original alarm++ | Arming state | Lock factory remote | Unlock factory remote | Any button pressed | Handbrake / Parking | Speed 10kmph | Engine running | Engine speed (RPM) | Ignition | Key inserted |
| 1                  | 2                      | 3         | 4          | 5                | 6            | 7                   | 8                     | 9                  | 10                  | 11           | 12             | 13                 | 14       | 15           |
| +                  | +                      | +         | +          | +                | +            | +                   | +                     | +                  | +                   | +            | +              | +                  | +        | +            |

| connector 10 pin |                           |                     |                    |                     |               |                   |                   |     |          |
|------------------|---------------------------|---------------------|--------------------|---------------------|---------------|-------------------|-------------------|-----|----------|
| OUT              | IN                        | IN                  | IN                 | IN                  | IN            | IN                | IN                | IN  | IN       |
| Footbrake        | Drivers door opening sim. | Turn off the engine | Turn on the engine | Turn signal control | Trunk release | Opening all doors | Closing all doors | GND | PWR +12V |
| 1                | 2                         | 3                   | 4                  | 5                   | 6             | 7                 | 8                 | 9   | 10       |
| +                | +                         | +                   | +                  | +                   | +             | +                 | +                 | +   | +        |

|                              |
|------------------------------|
| Contr. of factory alarm      |
| Contr.c.lock. when ign.is on |
| Comfort closure              |

Attention:

**CHEVROLET CRUZE (J305)**

year: 2013 →

with and without Keyless System

program №: 14143

from: 2022-02-21

| connector 8 pin |       |        |       |        |       |        |       |
|-----------------|-------|--------|-------|--------|-------|--------|-------|
| CAN H           | CAN L | CAN H  | CAN L | CAN H  | CAN L | OUT +  | OUT - |
| CAN1-H          |       | CAN1-L |       | CAN2-H |       | CAN2-L |       |
|                 |       |        |       | CAN3-H |       | CAN3-L |       |
| 1               | 2     | 3      | 4     | 5      | 6     | 7      | 8     |
| +               | +     | +      | +     | +      | +     | +      | +     |

| connector 15 pin   |                        |           |            |                  |              |                     |                       |                    |                     |              |                |                    |          |              |
|--------------------|------------------------|-----------|------------|------------------|--------------|---------------------|-----------------------|--------------------|---------------------|--------------|----------------|--------------------|----------|--------------|
| OUT                | OUT                    | OUT       | OUT        | OUT              | OUT          | OUT                 | OUT                   | OUT                | OUT                 | OUT          | OUT            | OUT                | OUT      | OUT          |
| Driver door sensor | Passengers door sensor | Trunk lid | Hood sense | Original alarm++ | Arming state | Lock factory remote | Unlock factory remote | Any button pressed | Handbrake / Parking | Speed 10kmph | Engine running | Engine speed (RPM) | Ignition | Key inserted |
| 1                  | 2                      | 3         | 4          | 5                | 6            | 7                   | 8                     | 9                  | 10                  | 11           | 12             | 13                 | 14       | 15           |
| +                  | +                      | +         | +          | +                | +            | +                   | +                     | +                  | +                   | +            | +              | +                  | +        | +            |

| connector 10 pin |                           |                     |                    |                     |               |                   |                   |     |          |
|------------------|---------------------------|---------------------|--------------------|---------------------|---------------|-------------------|-------------------|-----|----------|
| OUT              | IN                        | IN                  | IN                 | IN                  | IN            | IN                | IN                | IN  | IN       |
| Footbrake        | Drivers door opening sim. | Turn off the engine | Turn on the engine | Turn signal control | Trunk release | Opening all doors | Closing all doors | GND | PWR +12V |
| 1                | 2                         | 3                   | 4                  | 5                   | 6             | 7                 | 8                 | 9   | 10       |
| +                | +                         | +                   | +                  | +                   | +             | +                 | +                 | +   | +        |

|                              |
|------------------------------|
| Contr. of factory alarm      |
| Contr.c.lock. when ign.is on |
| Comfort closure              |

Attention:

**CHEVROLET CRUZE (J300)**

year: 2009 →

with and without Keyless System

program №: 11243

from: 2020-07-03

| connector 8 pin |       |        |       |        |       |        |       |
|-----------------|-------|--------|-------|--------|-------|--------|-------|
| CAN H           | CAN L | CAN H  | CAN L | CAN H  | CAN L | OUT +  | OUT - |
| CAN1-H          |       | CAN1-L |       | CAN2-H |       | CAN2-L |       |
|                 |       |        |       | CAN3-H |       | CAN3-L |       |
| 1               | 2     | 3      | 4     | 5      | 6     | 7      | 8     |
| +               | +     | +      | +     | +      | +     | +      | +     |

| connector 15 pin   |                        |           |            |                  |              |                     |                       |                    |                     |              |                |                    |          |              |
|--------------------|------------------------|-----------|------------|------------------|--------------|---------------------|-----------------------|--------------------|---------------------|--------------|----------------|--------------------|----------|--------------|
| OUT                | OUT                    | OUT       | OUT        | OUT              | OUT          | OUT                 | OUT                   | OUT                | OUT                 | OUT          | OUT            | OUT                | OUT      | OUT          |
| Driver door sensor | Passengers door sensor | Trunk lid | Hood sense | Original alarm++ | Arming state | Lock factory remote | Unlock factory remote | Any button pressed | Handbrake / Parking | Speed 10kmph | Engine running | Engine speed (RPM) | Ignition | Key inserted |
| 1                  | 2                      | 3         | 4          | 5                | 6            | 7                   | 8                     | 9                  | 10                  | 11           | 12             | 13                 | 14       | 15           |
| +                  | +                      | +         | +          | +                | +            | +                   | +                     | +                  | +                   | +            | +              | +                  | +        | +            |

| connector 10 pin |                           |                     |                    |                     |               |                   |                   |     |          |
|------------------|---------------------------|---------------------|--------------------|---------------------|---------------|-------------------|-------------------|-----|----------|
| OUT              | IN                        | IN                  | IN                 | IN                  | IN            | IN                | IN                | IN  | IN       |
| Footbrake        | Drivers door opening sim. | Turn off the engine | Turn on the engine | Turn signal control | Trunk release | Opening all doors | Closing all doors | GND | PWR +12V |
| 1                | 2                         | 3                   | 4                  | 5                   | 6             | 7                 | 8                 | 9   | 10       |
| +                | +                         | +                   | +                  | +                   | +             | +                 | +                 | +   | +        |

|                              |
|------------------------------|
| Contr. of factory alarm      |
| Contr.c.lock. when ign.is on |
| Comfort closure              |

Attention:

| CHEVROLET D-MAX |        |        |        |        |        |                            |                         | year: 2012 →       | program №: 11582       | from: 2019-06-10 |            |                  |              |                     |                       |                    |                     |              |                |                    |          |              |           |                           |                     |                    |                     |               |                   |                   |     |          |
|-----------------|--------|--------|--------|--------|--------|----------------------------|-------------------------|--------------------|------------------------|------------------|------------|------------------|--------------|---------------------|-----------------------|--------------------|---------------------|--------------|----------------|--------------------|----------|--------------|-----------|---------------------------|---------------------|--------------------|---------------------|---------------|-------------------|-------------------|-----|----------|
| connector 8 pin |        |        |        |        |        |                            |                         | connector 15 pin   |                        |                  |            |                  |              |                     | connector 10 pin      |                    |                     |              |                |                    |          |              |           |                           |                     |                    |                     |               |                   |                   |     |          |
| CAN H           | CAN L  | CAN H  | CAN L  | CAN H  | CAN L  | OUT +                      | OUT -                   | OUT                | OUT                    | OUT              | OUT        | OUT              | OUT          | OUT                 | OUT                   | OUT                | OUT                 | OUT          | OUT            | OUT                | OUT      | IN           | IN        | IN                        | IN                  | IN                 | IN                  | IN            | IN                | IN                |     |          |
| CAN1-H          | CAN1-L | CAN2-H | CAN2-L | CAN3-H | CAN3-L | Alternative blink. control | Alt. contr. centr. lock | Driver door sensor | Passengers door sensor | Trunk lid        | Hood sense | Original alarm++ | Arming state | Lock factory remote | Unlock factory remote | Any button pressed | Handbrake / Parking | Speed 10kmph | Engine running | Engine speed (RPM) | Ignition | Key inserted | Footbrake | Drivers door opening sim. | Turn off the engine | Turn on the engine | Turn signal control | Trunk release | Opening all doors | Closing all doors | GND | PWR +12V |
| 1               | 2      | 3      | 4      | 5      | 6      | 7                          | 8                       | 1                  | 2                      | 3                | 4          | 5                | 6            | 7                   | 8                     | 9                  | 10                  | 11           | 12             | 13                 | 14       | 15           | 1         | 2                         | 3                   | 4                  | 5                   | 6             | 7                 | 8                 | 9   | 10       |
| +               | +      | +      | +      | +      | +      | +                          | +                       | +                  | +                      | +                | +          | +                | +            | +                   | +                     | +                  | +                   | +            | +              | +                  | +        | +            | +         | +                         | +                   | +                  | +                   | +             | +                 | +                 | +   | +        |
| Attention:      |        |        |        |        |        |                            |                         |                    |                        |                  |            |                  |              |                     |                       |                    |                     |              |                |                    |          |              |           |                           |                     |                    |                     |               |                   |                   |     |          |

| CHEVROLET EXPRESS |        |        |        |        |        |                            |                         | year: 2019 →       | with and without Keyless System | program №: 13879 | from: 2022-12-03 |                  |              |                     |                       |                    |                     |              |                |                    |          |              |           |                           |                     |                    |                     |               |                   |                   |     |          |
|-------------------|--------|--------|--------|--------|--------|----------------------------|-------------------------|--------------------|---------------------------------|------------------|------------------|------------------|--------------|---------------------|-----------------------|--------------------|---------------------|--------------|----------------|--------------------|----------|--------------|-----------|---------------------------|---------------------|--------------------|---------------------|---------------|-------------------|-------------------|-----|----------|
| connector 8 pin   |        |        |        |        |        |                            |                         | connector 15 pin   |                                 |                  |                  |                  |              |                     | connector 10 pin      |                    |                     |              |                |                    |          |              |           |                           |                     |                    |                     |               |                   |                   |     |          |
| CAN H             | CAN L  | CAN H  | CAN L  | CAN H  | CAN L  | OUT +                      | OUT -                   | OUT                | OUT                             | OUT              | OUT              | OUT              | OUT          | OUT                 | OUT                   | OUT                | OUT                 | OUT          | OUT            | OUT                | OUT      | OUT          | IN        | IN                        | IN                  | IN                 | IN                  | IN            | IN                | IN                | IN  |          |
| CAN1-H            | CAN1-L | CAN2-H | CAN2-L | CAN3-H | CAN3-L | Alternative blink. control | Alt. contr. centr. lock | Driver door sensor | Passengers door sensor          | Trunk lid        | Hood sense       | Original alarm++ | Arming state | Lock factory remote | Unlock factory remote | Any button pressed | Handbrake / Parking | Speed 10kmph | Engine running | Engine speed (RPM) | Ignition | Key inserted | Footbrake | Drivers door opening sim. | Turn off the engine | Turn on the engine | Turn signal control | Trunk release | Opening all doors | Closing all doors | GND | PWR +12V |
| 1                 | 2      | 3      | 4      | 5      | 6      | 7                          | 8                       | 1                  | 2                               | 3                | 4                | 5                | 6            | 7                   | 8                     | 9                  | 10                  | 11           | 12             | 13                 | 14       | 15           | 1         | 2                         | 3                   | 4                  | 5                   | 6             | 7                 | 8                 | 9   | 10       |
| +                 | +      | +      | +      | +      | +      | +                          | +                       | +                  | +                               | +                | +                | +                | +            | +                   | +                     | +                  | +                   | +            | +              | +                  | +        | +            | +         | +                         | +                   | +                  | +                   | +             | +                 | +                 | +   | +        |
| Attention:        |        |        |        |        |        |                            |                         |                    |                                 |                  |                  |                  |              |                     |                       |                    |                     |              |                |                    |          |              |           |                           |                     |                    |                     |               |                   |                   |     |          |

| CHEVROLET GROOVE |        |        |        |        |        |                            |                         | year: 2020 →       | with and without Keyless System | program №: 13917 | from: 2021-11-25 |                  |              |                     |                       |                    |                     |              |                |                    |          |              |           |                           |                     |                    |                     |               |                   |                   |     |          |
|------------------|--------|--------|--------|--------|--------|----------------------------|-------------------------|--------------------|---------------------------------|------------------|------------------|------------------|--------------|---------------------|-----------------------|--------------------|---------------------|--------------|----------------|--------------------|----------|--------------|-----------|---------------------------|---------------------|--------------------|---------------------|---------------|-------------------|-------------------|-----|----------|
| connector 8 pin  |        |        |        |        |        |                            |                         | connector 15 pin   |                                 |                  |                  |                  |              |                     | connector 10 pin      |                    |                     |              |                |                    |          |              |           |                           |                     |                    |                     |               |                   |                   |     |          |
| CAN H            | CAN L  | CAN H  | CAN L  | CAN H  | CAN L  | OUT +                      | OUT -                   | OUT                | OUT                             | OUT              | OUT              | OUT              | OUT          | OUT                 | OUT                   | OUT                | OUT                 | OUT          | OUT            | OUT                | OUT      | OUT          | IN        | IN                        | IN                  | IN                 | IN                  | IN            | IN                | IN                | IN  |          |
| CAN1-H           | CAN1-L | CAN2-H | CAN2-L | CAN3-H | CAN3-L | Alternative blink. control | Alt. contr. centr. lock | Driver door sensor | Passengers door sensor          | Trunk lid        | Hood sense       | Original alarm++ | Arming state | Lock factory remote | Unlock factory remote | Any button pressed | Handbrake / Parking | Speed 10kmph | Engine running | Engine speed (RPM) | Ignition | Key inserted | Footbrake | Drivers door opening sim. | Turn off the engine | Turn on the engine | Turn signal control | Trunk release | Opening all doors | Closing all doors | GND | PWR +12V |
| 1                | 2      | 3      | 4      | 5      | 6      | 7                          | 8                       | 1                  | 2                               | 3                | 4                | 5                | 6            | 7                   | 8                     | 9                  | 10                  | 11           | 12             | 13                 | 14       | 15           | 1         | 2                         | 3                   | 4                  | 5                   | 6             | 7                 | 8                 | 9   | 10       |
| +                | +      | +      | +      | +      | +      | +                          | +                       | +                  | +                               | +                | +                | +                | +            | +                   | +                     | +                  | +                   | +            | +              | +                  | +        | +            | +         | +                         | +                   | +                  | +                   | +             | +                 | +                 | +   | +        |
| Attention:       |        |        |        |        |        |                            |                         |                    |                                 |                  |                  |                  |              |                     |                       |                    |                     |              |                |                    |          |              |           |                           |                     |                    |                     |               |                   |                   |     |          |

| CHEVROLET MALIBU (V300) |        |        |        |        |        |                            |                         | year: 2013 →       | with and without Keyless System | program №: 11243 | from: 2020-07-03 |                  |              |                     |                       |                    |                     |              |                |                    |          |              |           |                           |                     |                    |                     |               |                   |                   |     |          |
|-------------------------|--------|--------|--------|--------|--------|----------------------------|-------------------------|--------------------|---------------------------------|------------------|------------------|------------------|--------------|---------------------|-----------------------|--------------------|---------------------|--------------|----------------|--------------------|----------|--------------|-----------|---------------------------|---------------------|--------------------|---------------------|---------------|-------------------|-------------------|-----|----------|
| connector 8 pin         |        |        |        |        |        |                            |                         | connector 15 pin   |                                 |                  |                  |                  |              |                     | connector 10 pin      |                    |                     |              |                |                    |          |              |           |                           |                     |                    |                     |               |                   |                   |     |          |
| CAN H                   | CAN L  | CAN H  | CAN L  | CAN H  | CAN L  | OUT +                      | OUT -                   | OUT                | OUT                             | OUT              | OUT              | OUT              | OUT          | OUT                 | OUT                   | OUT                | OUT                 | OUT          | OUT            | OUT                | OUT      | OUT          | IN        | IN                        | IN                  | IN                 | IN                  | IN            | IN                | IN                | IN  |          |
| CAN1-H                  | CAN1-L | CAN2-H | CAN2-L | CAN3-H | CAN3-L | Alternative blink. control | Alt. contr. centr. lock | Driver door sensor | Passengers door sensor          | Trunk lid        | Hood sense       | Original alarm++ | Arming state | Lock factory remote | Unlock factory remote | Any button pressed | Handbrake / Parking | Speed 10kmph | Engine running | Engine speed (RPM) | Ignition | Key inserted | Footbrake | Drivers door opening sim. | Turn off the engine | Turn on the engine | Turn signal control | Trunk release | Opening all doors | Closing all doors | GND | PWR +12V |
| 1                       | 2      | 3      | 4      | 5      | 6      | 7                          | 8                       | 1                  | 2                               | 3                | 4                | 5                | 6            | 7                   | 8                     | 9                  | 10                  | 11           | 12             | 13                 | 14       | 15           | 1         | 2                         | 3                   | 4                  | 5                   | 6             | 7                 | 8                 | 9   | 10       |
| +                       | +      | +      | +      | +      | +      | +                          | +                       | +                  | +                               | +                | +                | +                | +            | +                   | +                     | +                  | +                   | +            | +              | +                  | +        | +            | +         | +                         | +                   | +                  | +                   | +             | +                 | +                 | +   | +        |
| Attention:              |        |        |        |        |        |                            |                         |                    |                                 |                  |                  |                  |              |                     |                       |                    |                     |              |                |                    |          |              |           |                           |                     |                    |                     |               |                   |                   |     |          |

| CHEVROLET ONIX (LT) |        |        |        |        |        |                            |                         | year: 2020 →       | with and without Keyless System | program №: 13887 | from: 2021-12-22 |                  |              |                     |                       |                    |                     |              |                |                    |          |              |           |                           |                     |                    |                     |               |                   |                   |     |          |
|---------------------|--------|--------|--------|--------|--------|----------------------------|-------------------------|--------------------|---------------------------------|------------------|------------------|------------------|--------------|---------------------|-----------------------|--------------------|---------------------|--------------|----------------|--------------------|----------|--------------|-----------|---------------------------|---------------------|--------------------|---------------------|---------------|-------------------|-------------------|-----|----------|
| connector 8 pin     |        |        |        |        |        |                            |                         | connector 15 pin   |                                 |                  |                  |                  |              |                     | connector 10 pin      |                    |                     |              |                |                    |          |              |           |                           |                     |                    |                     |               |                   |                   |     |          |
| CAN H               | CAN L  | CAN H  | CAN L  | CAN H  | CAN L  | OUT +                      | OUT -                   | OUT                | OUT                             | OUT              | OUT              | OUT              | OUT          | OUT                 | OUT                   | OUT                | OUT                 | OUT          | OUT            | OUT                | OUT      | OUT          | IN        | IN                        | IN                  | IN                 | IN                  | IN            | IN                | IN                | IN  |          |
| CAN1-H              | CAN1-L | CAN2-H | CAN2-L | CAN3-H | CAN3-L | Alternative blink. control | Alt. contr. centr. lock | Driver door sensor | Passengers door sensor          | Trunk lid        | Hood sense       | Original alarm++ | Arming state | Lock factory remote | Unlock factory remote | Any button pressed | Handbrake / Parking | Speed 10kmph | Engine running | Engine speed (RPM) | Ignition | Key inserted | Footbrake | Drivers door opening sim. | Turn off the engine | Turn on the engine | Turn signal control | Trunk release | Opening all doors | Closing all doors | GND | PWR +12V |
| 1                   | 2      | 3      | 4      | 5      | 6      | 7                          | 8                       | 1                  | 2                               | 3                | 4                | 5                | 6            | 7                   | 8                     | 9                  | 10                  | 11           | 12             | 13                 | 14       | 15           | 1         | 2                         | 3                   | 4                  | 5                   | 6             | 7                 | 8                 | 9   | 10       |
| +                   | +      | +      | +      | +      | +      | +                          | +                       | +                  | +                               | +                | +                | +                | +            | +                   | +                     | +                  | +                   | +            | +              | +                  | +        | +            | +         | +                         | +                   | +                  | +                   | +             | +                 | +                 | +   | +        |
| Attention:          |        |        |        |        |        |                            |                         |                    |                                 |                  |                  |                  |              |                     |                       |                    |                     |              |                |                    |          |              |           |                           |                     |                    |                     |               |                   |                   |     |          |

**CHEVROLET ORLANDO**

year: 2010 →

with and without Keyless System

program №: 11243

from: 2020-07-03

| connector 8 pin |        |        |        |        |        |                           |                         |
|-----------------|--------|--------|--------|--------|--------|---------------------------|-------------------------|
| CAN H           | CAN L  | CAN H  | CAN L  | CAN H  | CAN L  | OUT +                     | OUT -                   |
| CAN1-H          | CAN1-L | CAN2-H | CAN2-L | CAN3-H | CAN3-L | Alternative blink control | Alt. contr. centr. lock |
| 1               | 2      | 3      | 4      | 5      | 6      | 7                         | 8                       |
| +               | +      | +      | +      | +      | +      | +                         | +                       |

| connector 15 pin   |                        |           |            |                  |              |                     |                       |                    |                     |              |                |                    |          |              |
|--------------------|------------------------|-----------|------------|------------------|--------------|---------------------|-----------------------|--------------------|---------------------|--------------|----------------|--------------------|----------|--------------|
| OUT                | OUT                    | OUT       | OUT        | OUT              | OUT          | OUT                 | OUT                   | OUT                | OUT                 | OUT          | OUT            | OUT                | OUT      | OUT          |
| Driver door sensor | Passengers door sensor | Trunk lid | Hood sense | Original alarm++ | Arming state | Lock factory remote | Unlock factory remote | Any button pressed | Handbrake / Parking | Speed 10kmph | Engine running | Engine speed (RPM) | Ignition | Key inserted |
| 1                  | 2                      | 3         | 4          | 5                | 6            | 7                   | 8                     | 9                  | 10                  | 11           | 12             | 13                 | 14       | 15           |
| +                  | +                      | +         | +          | +                | +            | +                   | +                     | +                  | +                   | +            | +              | +                  | +        | +            |

| connector 10 pin |                           |                     |                    |                     |               |                   |                   |     |          |
|------------------|---------------------------|---------------------|--------------------|---------------------|---------------|-------------------|-------------------|-----|----------|
| OUT              | IN                        | IN                  | IN                 | IN                  | IN            | IN                | IN                | IN  | IN       |
| Footbrake        | Drivers door opening sim. | Turn off the engine | Turn on the engine | Turn signal control | Trunk release | Opening all doors | Closing all doors | GND | PWR +12V |
| 1                | 2                         | 3                   | 4                  | 5                   | 6             | 7                 | 8                 | 9   | 10       |
| +                | +                         | +                   | +                  | +                   | +             | +                 | +                 | +   | +        |

|                              |
|------------------------------|
| Contr. of factory alarm      |
| Contr.c.lock, when ign.is on |
| Comfort closure              |

Attention:

**CHEVROLET SILVERADO (ZR2)**

year: 2023 →

with and without Keyless System

program №: 14993

from: 2024-02-28

| connector 8 pin |        |        |        |        |        |                           |                         |
|-----------------|--------|--------|--------|--------|--------|---------------------------|-------------------------|
| CAN H           | CAN L  | CAN H  | CAN L  | CAN H  | CAN L  | OUT +                     | OUT -                   |
| CAN1-H          | CAN1-L | CAN2-H | CAN2-L | CAN3-H | CAN3-L | Alternative blink control | Alt. contr. centr. lock |
| 1               | 2      | 3      | 4      | 5      | 6      | 7                         | 8                       |
| +               | +      | +      | +      | +      | +      | +                         | +                       |

| connector 15 pin   |                        |           |            |                  |              |                     |                       |                    |                     |              |                |                    |          |              |
|--------------------|------------------------|-----------|------------|------------------|--------------|---------------------|-----------------------|--------------------|---------------------|--------------|----------------|--------------------|----------|--------------|
| OUT                | OUT                    | OUT       | OUT        | OUT              | OUT          | OUT                 | OUT                   | OUT                | OUT                 | OUT          | OUT            | OUT                | OUT      | OUT          |
| Driver door sensor | Passengers door sensor | Trunk lid | Hood sense | Original alarm++ | Arming state | Lock factory remote | Unlock factory remote | Any button pressed | Handbrake / Parking | Speed 10kmph | Engine running | Engine speed (RPM) | Ignition | Key inserted |
| 1                  | 2                      | 3         | 4          | 5                | 6            | 7                   | 8                     | 9                  | 10                  | 11           | 12             | 13                 | 14       | 15           |
| +                  | +                      | +         | +          | +                | +            | +                   | +                     | +                  | +                   | +            | +              | +                  | +        | +            |

| connector 10 pin |                           |                     |                    |                     |               |                   |                   |     |          |
|------------------|---------------------------|---------------------|--------------------|---------------------|---------------|-------------------|-------------------|-----|----------|
| OUT              | IN                        | IN                  | IN                 | IN                  | IN            | IN                | IN                | IN  | IN       |
| Footbrake        | Drivers door opening sim. | Turn off the engine | Turn on the engine | Turn signal control | Trunk release | Opening all doors | Closing all doors | GND | PWR +12V |
| 1                | 2                         | 3                   | 4                  | 5                   | 6             | 7                 | 8                 | 9   | 10       |
| +                | +                         | +                   | +                  | +                   | +             | +                 | +                 | +   | +        |

|                              |
|------------------------------|
| Contr. of factory alarm      |
| Contr.c.lock, when ign.is on |
| Comfort closure              |

Attention:

**CHEVROLET SILVERADO**

year: 2019 →

with and without Keyless System

program №: 13932

from: 2022-12-06

| connector 8 pin |        |        |        |        |        |                           |                         |
|-----------------|--------|--------|--------|--------|--------|---------------------------|-------------------------|
| CAN H           | CAN L  | CAN H  | CAN L  | CAN H  | CAN L  | OUT +                     | OUT -                   |
| CAN1-H          | CAN1-L | CAN2-H | CAN2-L | CAN3-H | CAN3-L | Alternative blink control | Alt. contr. centr. lock |
| 1               | 2      | 3      | 4      | 5      | 6      | 7                         | 8                       |
| +               | +      | +      | +      | +      | +      | +                         | +                       |

| connector 15 pin   |                        |           |            |                  |              |                     |                       |                    |                     |              |                |                    |          |              |
|--------------------|------------------------|-----------|------------|------------------|--------------|---------------------|-----------------------|--------------------|---------------------|--------------|----------------|--------------------|----------|--------------|
| OUT                | OUT                    | OUT       | OUT        | OUT              | OUT          | OUT                 | OUT                   | OUT                | OUT                 | OUT          | OUT            | OUT                | OUT      | OUT          |
| Driver door sensor | Passengers door sensor | Trunk lid | Hood sense | Original alarm++ | Arming state | Lock factory remote | Unlock factory remote | Any button pressed | Handbrake / Parking | Speed 10kmph | Engine running | Engine speed (RPM) | Ignition | Key inserted |
| 1                  | 2                      | 3         | 4          | 5                | 6            | 7                   | 8                     | 9                  | 10                  | 11           | 12             | 13                 | 14       | 15           |
| +                  | +                      | +         | +          | +                | +            | +                   | +                     | +                  | +                   | +            | +              | +                  | +        | +            |

| connector 10 pin |                           |                     |                    |                     |               |                   |                   |     |          |
|------------------|---------------------------|---------------------|--------------------|---------------------|---------------|-------------------|-------------------|-----|----------|
| OUT              | IN                        | IN                  | IN                 | IN                  | IN            | IN                | IN                | IN  | IN       |
| Footbrake        | Drivers door opening sim. | Turn off the engine | Turn on the engine | Turn signal control | Trunk release | Opening all doors | Closing all doors | GND | PWR +12V |
| 1                | 2                         | 3                   | 4                  | 5                   | 6             | 7                 | 8                 | 9   | 10       |
| +                | +                         | +                   | +                  | +                   | +             | +                 | +                 | +   | +        |

|                              |
|------------------------------|
| Contr. of factory alarm      |
| Contr.c.lock, when ign.is on |
| Comfort closure              |

Attention:

**CHEVROLET SPARK (M400)**

year: 2019 →

with and without Keyless System

program №: 13255

from: 2020-07-09

| connector 8 pin |        |        |        |        |        |                           |                         |
|-----------------|--------|--------|--------|--------|--------|---------------------------|-------------------------|
| CAN H           | CAN L  | CAN H  | CAN L  | CAN H  | CAN L  | OUT +                     | OUT -                   |
| CAN1-H          | CAN1-L | CAN2-H | CAN2-L | CAN3-H | CAN3-L | Alternative blink control | Alt. contr. centr. lock |
| 1               | 2      | 3      | 4      | 5      | 6      | 7                         | 8                       |
| +               | +      | +      | +      | +      | +      | +                         | +                       |

| connector 15 pin   |                        |           |            |                  |              |                     |                       |                    |                     |              |                |                    |          |              |
|--------------------|------------------------|-----------|------------|------------------|--------------|---------------------|-----------------------|--------------------|---------------------|--------------|----------------|--------------------|----------|--------------|
| OUT                | OUT                    | OUT       | OUT        | OUT              | OUT          | OUT                 | OUT                   | OUT                | OUT                 | OUT          | OUT            | OUT                | OUT      | OUT          |
| Driver door sensor | Passengers door sensor | Trunk lid | Hood sense | Original alarm++ | Arming state | Lock factory remote | Unlock factory remote | Any button pressed | Handbrake / Parking | Speed 10kmph | Engine running | Engine speed (RPM) | Ignition | Key inserted |
| 1                  | 2                      | 3         | 4          | 5                | 6            | 7                   | 8                     | 9                  | 10                  | 11           | 12             | 13                 | 14       | 15           |
| +                  | +                      | +         | +          | +                | +            | +                   | +                     | +                  | +                   | +            | +              | +                  | +        | +            |

| connector 10 pin |                           |                     |                    |                     |               |                   |                   |     |          |
|------------------|---------------------------|---------------------|--------------------|---------------------|---------------|-------------------|-------------------|-----|----------|
| OUT              | IN                        | IN                  | IN                 | IN                  | IN            | IN                | IN                | IN  | IN       |
| Footbrake        | Drivers door opening sim. | Turn off the engine | Turn on the engine | Turn signal control | Trunk release | Opening all doors | Closing all doors | GND | PWR +12V |
| 1                | 2                         | 3                   | 4                  | 5                   | 6             | 7                 | 8                 | 9   | 10       |
| +                | +                         | +                   | +                  | +                   | +             | +                 | +                 | +   | +        |

|                              |
|------------------------------|
| Contr. of factory alarm      |
| Contr.c.lock, when ign.is on |
| Comfort closure              |

Attention:

**CHEVROLET SPARK (M400) (LatAmMarket)**

year: 2019 →

with and without Keyless System

program №: 13915

from: 2021-11-24

| connector 8 pin |        |        |        |        |        |                           |                         |
|-----------------|--------|--------|--------|--------|--------|---------------------------|-------------------------|
| CAN H           | CAN L  | CAN H  | CAN L  | CAN H  | CAN L  | OUT +                     | OUT -                   |
| CAN1-H          | CAN1-L | CAN2-H | CAN2-L | CAN3-H | CAN3-L | Alternative blink control | Alt. contr. centr. lock |
| 1               | 2      | 3      | 4      | 5      | 6      | 7                         | 8                       |
| +               | +      | +      | +      | +      | +      | +                         | +                       |

| connector 15 pin   |                        |           |            |                  |              |                     |                       |                    |                     |              |                |                    |          |              |
|--------------------|------------------------|-----------|------------|------------------|--------------|---------------------|-----------------------|--------------------|---------------------|--------------|----------------|--------------------|----------|--------------|
| OUT                | OUT                    | OUT       | OUT        | OUT              | OUT          | OUT                 | OUT                   | OUT                | OUT                 | OUT          | OUT            | OUT                | OUT      | OUT          |
| Driver door sensor | Passengers door sensor | Trunk lid | Hood sense | Original alarm++ | Arming state | Lock factory remote | Unlock factory remote | Any button pressed | Handbrake / Parking | Speed 10kmph | Engine running | Engine speed (RPM) | Ignition | Key inserted |
| 1                  | 2                      | 3         | 4          | 5                | 6            | 7                   | 8                     | 9                  | 10                  | 11           | 12             | 13                 | 14       | 15           |
| +                  | +                      | +         | +          | +                | +            | +                   | +                     | +                  | +                   | +            | +              | +                  | +        | +            |

| connector 10 pin |                           |                     |                    |                     |               |                   |                   |     |          |
|------------------|---------------------------|---------------------|--------------------|---------------------|---------------|-------------------|-------------------|-----|----------|
| OUT              | IN                        | IN                  | IN                 | IN                  | IN            | IN                | IN                | IN  | IN       |
| Footbrake        | Drivers door opening sim. | Turn off the engine | Turn on the engine | Turn signal control | Trunk release | Opening all doors | Closing all doors | GND | PWR +12V |
| 1                | 2                         | 3                   | 4                  | 5                   | 6             | 7                 | 8                 | 9   | 10       |
| +                | +                         | +                   | +                  | +                   | +             | +                 | +                 | +   | +        |

|                              |
|------------------------------|
| Contr. of factory alarm      |
| Contr.c.lock, when ign.is on |
| Comfort closure              |

Attention:

Switches

**CHEVROLET SPARK (M300)**

year: 2013 →

with and without Keyless System

program No: 11585

from: 2017-09-01

| connector 8 pin |        |        |        |        |        |                           |                         |
|-----------------|--------|--------|--------|--------|--------|---------------------------|-------------------------|
| CAN H           | CAN L  | CAN H  | CAN L  | CAN H  | CAN L  | OUT +                     | OUT -                   |
| CAN1-H          | CAN1-L | CAN2-H | CAN2-L | CAN3-H | CAN3-L | Alternative blink control | Alt. contr. centr. lock |
| 1               | 2      | 3      | 4      | 5      | 6      | 7                         | 8                       |
| +               |        | +      |        |        |        |                           |                         |

| connector 15 pin   |                        |           |            |                  |              |                     |                       |                    |                     |              |                |                    |          |              |
|--------------------|------------------------|-----------|------------|------------------|--------------|---------------------|-----------------------|--------------------|---------------------|--------------|----------------|--------------------|----------|--------------|
| OUT                | OUT                    | OUT       | OUT        | OUT              | OUT          | OUT                 | OUT                   | OUT                | OUT                 | OUT          | OUT            | OUT                | OUT      | OUT          |
| Driver door sensor | Passengers door sensor | Trunk lid | Hood sense | Original alarm++ | Arming state | Lock factory remote | Unlock factory remote | Any button pressed | Handbrake / Parking | Speed 10kmph | Engine running | Engine speed (RPM) | Ignition | Key inserted |
| 1                  | 2                      | 3         | 4          | 5                | 6            | 7                   | 8                     | 9                  | 10                  | 11           | 12             | 13                 | 14       | 15           |
| +                  | +                      | +         | +          | +                | +            | +                   | +                     | +                  | +                   | +            | +              | +                  | +        | +            |

| connector 10 pin |                           |                     |                    |                     |               |                   |                   |     |          |
|------------------|---------------------------|---------------------|--------------------|---------------------|---------------|-------------------|-------------------|-----|----------|
| OUT              | IN                        | IN                  | IN                 | IN                  | IN            | IN                | IN                | IN  | IN       |
| Footbrake        | Drivers door opening sim. | Turn off the engine | Turn on the engine | Turn signal control | Trunk release | Opening all doors | Closing all doors | GND | PWR +12V |
| 1                | 2                         | 3                   | 4                  | 5                   | 6             | 7                 | 8                 | 9   | 10       |
| +                | +                         | +                   | +                  | +                   | +             | +                 | +                 | +   | +        |

|                         |                              |                 |
|-------------------------|------------------------------|-----------------|
| Contr. of factory alarm | Contr. c.lock when ign is on | Comfort closure |
|-------------------------|------------------------------|-----------------|

Attention:

Switches

**CHEVROLET SUBURBAN**

year: 2007 →

with and without Keyless System

program No: 11687

from: 2017-09-01

| connector 8 pin |        |        |        |        |        |                           |                         |
|-----------------|--------|--------|--------|--------|--------|---------------------------|-------------------------|
| CAN H           | CAN L  | CAN H  | CAN L  | CAN H  | CAN L  | OUT +                     | OUT -                   |
| CAN1-H          | CAN1-L | CAN2-H | CAN2-L | CAN3-H | CAN3-L | Alternative blink control | Alt. contr. centr. lock |
| 1               | 2      | 3      | 4      | 5      | 6      | 7                         | 8                       |
| +               |        | +      |        |        |        |                           |                         |

| connector 15 pin   |                        |           |            |                  |              |                     |                       |                    |                     |              |                |                    |          |              |
|--------------------|------------------------|-----------|------------|------------------|--------------|---------------------|-----------------------|--------------------|---------------------|--------------|----------------|--------------------|----------|--------------|
| OUT                | OUT                    | OUT       | OUT        | OUT              | OUT          | OUT                 | OUT                   | OUT                | OUT                 | OUT          | OUT            | OUT                | OUT      | OUT          |
| Driver door sensor | Passengers door sensor | Trunk lid | Hood sense | Original alarm++ | Arming state | Lock factory remote | Unlock factory remote | Any button pressed | Handbrake / Parking | Speed 10kmph | Engine running | Engine speed (RPM) | Ignition | Key inserted |
| 1                  | 2                      | 3         | 4          | 5                | 6            | 7                   | 8                     | 9                  | 10                  | 11           | 12             | 13                 | 14       | 15           |
| +                  | +                      | +         | +          | +                | +            | +                   | +                     | +                  | +                   | +            | +              | +                  | +        | +            |

| connector 10 pin |                           |                     |                    |                     |               |                   |                   |     |          |
|------------------|---------------------------|---------------------|--------------------|---------------------|---------------|-------------------|-------------------|-----|----------|
| OUT              | IN                        | IN                  | IN                 | IN                  | IN            | IN                | IN                | IN  | IN       |
| Footbrake        | Drivers door opening sim. | Turn off the engine | Turn on the engine | Turn signal control | Trunk release | Opening all doors | Closing all doors | GND | PWR +12V |
| 1                | 2                         | 3                   | 4                  | 5                   | 6             | 7                 | 8                 | 9   | 10       |
| +                | +                         | +                   | +                  | +                   | +             | +                 | +                 | +   | +        |

|                         |                              |                 |
|-------------------------|------------------------------|-----------------|
| Contr. of factory alarm | Contr. c.lock when ign is on | Comfort closure |
|-------------------------|------------------------------|-----------------|

Attention:

Switches

**CHEVROLET TAHOE**

year: 2021 →

with and without Keyless System

program No: 13974

from: 2023-04-19

| connector 8 pin |        |        |        |        |        |                           |                         |
|-----------------|--------|--------|--------|--------|--------|---------------------------|-------------------------|
| CAN H           | CAN L  | CAN H  | CAN L  | CAN H  | CAN L  | OUT +                     | OUT -                   |
| CAN1-H          | CAN1-L | CAN2-H | CAN2-L | CAN3-H | CAN3-L | Alternative blink control | Alt. contr. centr. lock |
| 1               | 2      | 3      | 4      | 5      | 6      | 7                         | 8                       |
| +               |        | +      |        |        |        |                           |                         |

| connector 15 pin   |                        |           |            |                  |              |                     |                       |                    |                     |              |                |                    |          |              |
|--------------------|------------------------|-----------|------------|------------------|--------------|---------------------|-----------------------|--------------------|---------------------|--------------|----------------|--------------------|----------|--------------|
| OUT                | OUT                    | OUT       | OUT        | OUT              | OUT          | OUT                 | OUT                   | OUT                | OUT                 | OUT          | OUT            | OUT                | OUT      | OUT          |
| Driver door sensor | Passengers door sensor | Trunk lid | Hood sense | Original alarm++ | Arming state | Lock factory remote | Unlock factory remote | Any button pressed | Handbrake / Parking | Speed 10kmph | Engine running | Engine speed (RPM) | Ignition | Key inserted |
| 1                  | 2                      | 3         | 4          | 5                | 6            | 7                   | 8                     | 9                  | 10                  | 11           | 12             | 13                 | 14       | 15           |
| +                  | +                      | +         | +          | +                | +            | +                   | +                     | +                  | +                   | +            | +              | +                  | +        | +            |

| connector 10 pin |                           |                     |                    |                     |               |                   |                   |     |          |
|------------------|---------------------------|---------------------|--------------------|---------------------|---------------|-------------------|-------------------|-----|----------|
| OUT              | IN                        | IN                  | IN                 | IN                  | IN            | IN                | IN                | IN  | IN       |
| Footbrake        | Drivers door opening sim. | Turn off the engine | Turn on the engine | Turn signal control | Trunk release | Opening all doors | Closing all doors | GND | PWR +12V |
| 1                | 2                         | 3                   | 4                  | 5                   | 6             | 7                 | 8                 | 9   | 10       |
| +                | +                         | +                   | +                  | +                   | +             | +                 | +                 | +   | +        |

|                         |                              |                 |
|-------------------------|------------------------------|-----------------|
| Contr. of factory alarm | Contr. c.lock when ign is on | Comfort closure |
|-------------------------|------------------------------|-----------------|

Attention:

Switches

**CHEVROLET TAHOE (Keyless)**

year: 2015 →

with Keyless System

program No: 11584

from: 2017-09-01

| connector 8 pin |        |        |        |        |        |                           |                         |
|-----------------|--------|--------|--------|--------|--------|---------------------------|-------------------------|
| CAN H           | CAN L  | CAN H  | CAN L  | CAN H  | CAN L  | OUT +                     | OUT -                   |
| CAN1-H          | CAN1-L | CAN2-H | CAN2-L | CAN3-H | CAN3-L | Alternative blink control | Alt. contr. centr. lock |
| 1               | 2      | 3      | 4      | 5      | 6      | 7                         | 8                       |
| +               |        | +      |        |        |        |                           |                         |

| connector 15 pin   |                        |           |            |                  |              |                     |                       |                    |                     |              |                |                    |          |              |
|--------------------|------------------------|-----------|------------|------------------|--------------|---------------------|-----------------------|--------------------|---------------------|--------------|----------------|--------------------|----------|--------------|
| OUT                | OUT                    | OUT       | OUT        | OUT              | OUT          | OUT                 | OUT                   | OUT                | OUT                 | OUT          | OUT            | OUT                | OUT      | OUT          |
| Driver door sensor | Passengers door sensor | Trunk lid | Hood sense | Original alarm++ | Arming state | Lock factory remote | Unlock factory remote | Any button pressed | Handbrake / Parking | Speed 10kmph | Engine running | Engine speed (RPM) | Ignition | Key inserted |
| 1                  | 2                      | 3         | 4          | 5                | 6            | 7                   | 8                     | 9                  | 10                  | 11           | 12             | 13                 | 14       | 15           |
| +                  | +                      | +         | +          | +                | +            | +                   | +                     | +                  | +                   | +            | +              | +                  | +        | +            |

| connector 10 pin |                           |                     |                    |                     |               |                   |                   |     |          |
|------------------|---------------------------|---------------------|--------------------|---------------------|---------------|-------------------|-------------------|-----|----------|
| OUT              | IN                        | IN                  | IN                 | IN                  | IN            | IN                | IN                | IN  | IN       |
| Footbrake        | Drivers door opening sim. | Turn off the engine | Turn on the engine | Turn signal control | Trunk release | Opening all doors | Closing all doors | GND | PWR +12V |
| 1                | 2                         | 3                   | 4                  | 5                   | 6             | 7                 | 8                 | 9   | 10       |
| +                | +                         | +                   | +                  | +                   | +             | +                 | +                 | +   | +        |

|                         |                              |                 |
|-------------------------|------------------------------|-----------------|
| Contr. of factory alarm | Contr. c.lock when ign is on | Comfort closure |
|-------------------------|------------------------------|-----------------|

Attention:

Switches

**CHEVROLET TAHOE**

year: 2008 →

program No: 11198

from: 2017-09-01

| connector 8 pin |        |        |        |        |        |                           |                         |
|-----------------|--------|--------|--------|--------|--------|---------------------------|-------------------------|
| CAN H           | CAN L  | CAN H  | CAN L  | CAN H  | CAN L  | OUT +                     | OUT -                   |
| CAN1-H          | CAN1-L | CAN2-H | CAN2-L | CAN3-H | CAN3-L | Alternative blink control | Alt. contr. centr. lock |
| 1               | 2      | 3      | 4      | 5      | 6      | 7                         | 8                       |
| +               |        | +      |        |        |        |                           |                         |

| connector 15 pin   |                        |           |            |                  |              |                     |                       |                    |                     |              |                |                    |          |              |
|--------------------|------------------------|-----------|------------|------------------|--------------|---------------------|-----------------------|--------------------|---------------------|--------------|----------------|--------------------|----------|--------------|
| OUT                | OUT                    | OUT       | OUT        | OUT              | OUT          | OUT                 | OUT                   | OUT                | OUT                 | OUT          | OUT            | OUT                | OUT      | OUT          |
| Driver door sensor | Passengers door sensor | Trunk lid | Hood sense | Original alarm++ | Arming state | Lock factory remote | Unlock factory remote | Any button pressed | Handbrake / Parking | Speed 10kmph | Engine running | Engine speed (RPM) | Ignition | Key inserted |
| 1                  | 2                      | 3         | 4          | 5                | 6            | 7                   | 8                     | 9                  | 10                  | 11           | 12             | 13                 | 14       | 15           |
| +                  | +                      | +         | +          | +                | +            | +                   | +                     | +                  | +                   | +            | +              | +                  | +        | +            |

| connector 10 pin |                           |                     |                    |                     |               |                   |                   |     |          |
|------------------|---------------------------|---------------------|--------------------|---------------------|---------------|-------------------|-------------------|-----|----------|
| OUT              | IN                        | IN                  | IN                 | IN                  | IN            | IN                | IN                | IN  | IN       |
| Footbrake        | Drivers door opening sim. | Turn off the engine | Turn on the engine | Turn signal control | Trunk release | Opening all doors | Closing all doors | GND | PWR +12V |
| 1                | 2                         | 3                   | 4                  | 5                   | 6             | 7                 | 8                 | 9   | 10       |
| +                | +                         | +                   | +                  | +                   | +             | +                 | +                 | +   | +        |

|                         |                              |                 |
|-------------------------|------------------------------|-----------------|
| Contr. of factory alarm | Contr. c.lock when ign is on | Comfort closure |
|-------------------------|------------------------------|-----------------|

Attention:

Switches

**CHEVROLET TRACKER**

year: 2020 →

with and without Keyless System

program No: 14434

from: 2022-11-25

| connector 8 pin |       |       |       |       |       |       |       |
|-----------------|-------|-------|-------|-------|-------|-------|-------|
| CAN H           | CAN L | CAN H | CAN L | CAN H | CAN L | OUT + | OUT - |
| CAN1-H          |       |       |       |       |       |       |       |
| 1               | 2     | 3     | 4     | 5     | 6     | 7     | 8     |
| +               | +     | +     | +     | +     | +     | +     | +     |

| connector 15 pin   |                        |           |            |                  |              |                     |                       |                    |                     |              |                |                    |          |              |
|--------------------|------------------------|-----------|------------|------------------|--------------|---------------------|-----------------------|--------------------|---------------------|--------------|----------------|--------------------|----------|--------------|
| OUT                | OUT                    | OUT       | OUT        | OUT              | OUT          | OUT                 | OUT                   | OUT                | OUT                 | OUT          | OUT            | OUT                | OUT      | OUT          |
| Driver door sensor | Passengers door sensor | Trunk lid | Hood sense | Original alarm++ | Arming state | Lock factory remote | Unlock factory remote | Any button pressed | Handbrake / Parking | Speed 10kmph | Engine running | Engine speed (RPM) | Ignition | Key inserted |
| 1                  | 2                      | 3         | 4          | 5                | 6            | 7                   | 8                     | 9                  | 10                  | 11           | 12             | 13                 | 14       | 15           |
| +                  | +                      | +         | +          | +                | +            | +                   | +                     | +                  | +                   | +            | +              | +                  | +        | +            |

| connector 10 pin |                           |                     |                    |                     |               |                   |                   |     |          |
|------------------|---------------------------|---------------------|--------------------|---------------------|---------------|-------------------|-------------------|-----|----------|
| OUT              | IN                        | IN                  | IN                 | IN                  | IN            | IN                | IN                | IN  | IN       |
| Footbrake        | Drivers door opening sim. | Turn off the engine | Turn on the engine | Turn signal control | Trunk release | Opening all doors | Closing all doors | GND | PWR +12V |
| 1                | 2                         | 3                   | 4                  | 5                   | 6             | 7                 | 8                 | 9   | 10       |
| +                | +                         | +                   | +                  | +                   | +             | +                 | +                 | +   | +        |

|                              |
|------------------------------|
| Contr. of factory alarm      |
| Contr.c.lock. when ign.is on |
| Comfort closure              |

Attention:

Switches

**CHEVROLET TRAILBLAZER**

year: 2012 →

with and without Keyless System

program No: 11243

from: 2020-07-03

| connector 8 pin |       |       |       |       |       |       |       |
|-----------------|-------|-------|-------|-------|-------|-------|-------|
| CAN H           | CAN L | CAN H | CAN L | CAN H | CAN L | OUT + | OUT - |
| CAN1-H          |       |       |       |       |       |       |       |
| 1               | 2     | 3     | 4     | 5     | 6     | 7     | 8     |
| +               | +     | +     | +     | +     | +     | +     | +     |

| connector 15 pin   |                        |           |            |                  |              |                     |                       |                    |                     |              |                |                    |          |              |
|--------------------|------------------------|-----------|------------|------------------|--------------|---------------------|-----------------------|--------------------|---------------------|--------------|----------------|--------------------|----------|--------------|
| OUT                | OUT                    | OUT       | OUT        | OUT              | OUT          | OUT                 | OUT                   | OUT                | OUT                 | OUT          | OUT            | OUT                | OUT      | OUT          |
| Driver door sensor | Passengers door sensor | Trunk lid | Hood sense | Original alarm++ | Arming state | Lock factory remote | Unlock factory remote | Any button pressed | Handbrake / Parking | Speed 10kmph | Engine running | Engine speed (RPM) | Ignition | Key inserted |
| 1                  | 2                      | 3         | 4          | 5                | 6            | 7                   | 8                     | 9                  | 10                  | 11           | 12             | 13                 | 14       | 15           |
| +                  | +                      | +         | +          | +                | +            | +                   | +                     | +                  | +                   | +            | +              | +                  | +        | +            |

| connector 10 pin |                           |                     |                    |                     |               |                   |                   |     |          |
|------------------|---------------------------|---------------------|--------------------|---------------------|---------------|-------------------|-------------------|-----|----------|
| OUT              | IN                        | IN                  | IN                 | IN                  | IN            | IN                | IN                | IN  | IN       |
| Footbrake        | Drivers door opening sim. | Turn off the engine | Turn on the engine | Turn signal control | Trunk release | Opening all doors | Closing all doors | GND | PWR +12V |
| 1                | 2                         | 3                   | 4                  | 5                   | 6             | 7                 | 8                 | 9   | 10       |
| +                | +                         | +                   | +                  | +                   | +             | +                 | +                 | +   | +        |

|                              |
|------------------------------|
| Contr. of factory alarm      |
| Contr.c.lock. when ign.is on |
| Comfort closure              |

Attention:

Switches

**CHEVROLET TRAX**

year: 2013 →

with and without Keyless System

program No: 11243

from: 2020-07-03

| connector 8 pin |       |       |       |       |       |       |       |
|-----------------|-------|-------|-------|-------|-------|-------|-------|
| CAN H           | CAN L | CAN H | CAN L | CAN H | CAN L | OUT + | OUT - |
| CAN1-H          |       |       |       |       |       |       |       |
| 1               | 2     | 3     | 4     | 5     | 6     | 7     | 8     |
| +               | +     | +     | +     | +     | +     | +     | +     |

| connector 15 pin   |                        |           |            |                  |              |                     |                       |                    |                     |              |                |                    |          |              |
|--------------------|------------------------|-----------|------------|------------------|--------------|---------------------|-----------------------|--------------------|---------------------|--------------|----------------|--------------------|----------|--------------|
| OUT                | OUT                    | OUT       | OUT        | OUT              | OUT          | OUT                 | OUT                   | OUT                | OUT                 | OUT          | OUT            | OUT                | OUT      | OUT          |
| Driver door sensor | Passengers door sensor | Trunk lid | Hood sense | Original alarm++ | Arming state | Lock factory remote | Unlock factory remote | Any button pressed | Handbrake / Parking | Speed 10kmph | Engine running | Engine speed (RPM) | Ignition | Key inserted |
| 1                  | 2                      | 3         | 4          | 5                | 6            | 7                   | 8                     | 9                  | 10                  | 11           | 12             | 13                 | 14       | 15           |
| +                  | +                      | +         | +          | +                | +            | +                   | +                     | +                  | +                   | +            | +              | +                  | +        | +            |

| connector 10 pin |                           |                     |                    |                     |               |                   |                   |     |          |
|------------------|---------------------------|---------------------|--------------------|---------------------|---------------|-------------------|-------------------|-----|----------|
| OUT              | IN                        | IN                  | IN                 | IN                  | IN            | IN                | IN                | IN  | IN       |
| Footbrake        | Drivers door opening sim. | Turn off the engine | Turn on the engine | Turn signal control | Trunk release | Opening all doors | Closing all doors | GND | PWR +12V |
| 1                | 2                         | 3                   | 4                  | 5                   | 6             | 7                 | 8                 | 9   | 10       |
| +                | +                         | +                   | +                  | +                   | +             | +                 | +                 | +   | +        |

|                              |
|------------------------------|
| Contr. of factory alarm      |
| Contr.c.lock. when ign.is on |
| Comfort closure              |

Attention:

Switches

**CHEVROLET VOLT (I) (Hybrid) (Plug-in)**

year: 2011 →

with and without Keyless System

program No: 11859

from: 2017-09-01

| connector 8 pin |       |       |       |       |       |       |       |
|-----------------|-------|-------|-------|-------|-------|-------|-------|
| CAN H           | CAN L | CAN H | CAN L | CAN H | CAN L | OUT + | OUT - |
| CAN1-H          |       |       |       |       |       |       |       |
| 1               | 2     | 3     | 4     | 5     | 6     | 7     | 8     |
| +               | +     | +     | +     | +     | +     | +     | +     |

| connector 15 pin   |                        |           |            |                  |              |                     |                       |                    |                     |              |                |                    |          |              |
|--------------------|------------------------|-----------|------------|------------------|--------------|---------------------|-----------------------|--------------------|---------------------|--------------|----------------|--------------------|----------|--------------|
| OUT                | OUT                    | OUT       | OUT        | OUT              | OUT          | OUT                 | OUT                   | OUT                | OUT                 | OUT          | OUT            | OUT                | OUT      | OUT          |
| Driver door sensor | Passengers door sensor | Trunk lid | Hood sense | Original alarm++ | Arming state | Lock factory remote | Unlock factory remote | Any button pressed | Handbrake / Parking | Speed 10kmph | Engine running | Engine speed (RPM) | Ignition | Key inserted |
| 1                  | 2                      | 3         | 4          | 5                | 6            | 7                   | 8                     | 9                  | 10                  | 11           | 12             | 13                 | 14       | 15           |
| +                  | +                      | +         | +          | +                | +            | +                   | +                     | +                  | +                   | +            | +              | +                  | +        | +            |

| connector 10 pin |                           |                     |                    |                     |               |                   |                   |     |          |
|------------------|---------------------------|---------------------|--------------------|---------------------|---------------|-------------------|-------------------|-----|----------|
| OUT              | IN                        | IN                  | IN                 | IN                  | IN            | IN                | IN                | IN  | IN       |
| Footbrake        | Drivers door opening sim. | Turn off the engine | Turn on the engine | Turn signal control | Trunk release | Opening all doors | Closing all doors | GND | PWR +12V |
| 1                | 2                         | 3                   | 4                  | 5                   | 6             | 7                 | 8                 | 9   | 10       |
| +                | +                         | +                   | +                  | +                   | +             | +                 | +                 | +   | +        |

|                              |
|------------------------------|
| Contr. of factory alarm      |
| Contr.c.lock. when ign.is on |
| Comfort closure              |

Attention:

Switches

**CHRYSLER 200S**

year: 2015 →

with and without Keyless System

program No: 12597

from: 2021-12-09

| connector 8 pin |       |       |       |       |       |       |       |
|-----------------|-------|-------|-------|-------|-------|-------|-------|
| CAN H           | CAN L | CAN H | CAN L | CAN H | CAN L | OUT + | OUT - |
| CAN1-H          |       |       |       |       |       |       |       |
| 1               | 2     | 3     | 4     | 5     | 6     | 7     | 8     |
| +               | +     | +     | +     | +     | +     | +     | +     |

| connector 15 pin   |                        |           |            |                  |              |                     |                       |                    |                     |              |                |                    |          |              |
|--------------------|------------------------|-----------|------------|------------------|--------------|---------------------|-----------------------|--------------------|---------------------|--------------|----------------|--------------------|----------|--------------|
| OUT                | OUT                    | OUT       | OUT        | OUT              | OUT          | OUT                 | OUT                   | OUT                | OUT                 | OUT          | OUT            | OUT                | OUT      | OUT          |
| Driver door sensor | Passengers door sensor | Trunk lid | Hood sense | Original alarm++ | Arming state | Lock factory remote | Unlock factory remote | Any button pressed | Handbrake / Parking | Speed 10kmph | Engine running | Engine speed (RPM) | Ignition | Key inserted |
| 1                  | 2                      | 3         | 4          | 5                | 6            | 7                   | 8                     | 9                  | 10                  | 11           | 12             | 13                 | 14       | 15           |
| +                  | +                      | +         | +          | +                | +            | +                   | +                     | +                  | +                   | +            | +              | +                  | +        | +            |

| connector 10 pin |                           |                     |                    |                     |               |                   |                   |     |          |
|------------------|---------------------------|---------------------|--------------------|---------------------|---------------|-------------------|-------------------|-----|----------|
| OUT              | IN                        | IN                  | IN                 | IN                  | IN            | IN                | IN                | IN  | IN       |
| Footbrake        | Drivers door opening sim. | Turn off the engine | Turn on the engine | Turn signal control | Trunk release | Opening all doors | Closing all doors | GND | PWR +12V |
| 1                | 2                         | 3                   | 4                  | 5                   | 6             | 7                 | 8                 | 9   | 10       |
| +                | +                         | +                   | +                  | +                   | +             | +                 | +                 | +   | +        |

|                              |
|------------------------------|
| Contr. of factory alarm      |
| Contr.c.lock. when ign.is on |
| Comfort closure              |

Attention:

Switches





**CHRYSLER PACIFICA (RU)**

year: **2021** →

with and without Keyless System

program No: **13758**

from: **2022-12-16**

| connector 8 pin |        |        |        |        |        |                           |                         |
|-----------------|--------|--------|--------|--------|--------|---------------------------|-------------------------|
| CAN H           | CAN L  | CAN H  | CAN L  | CAN H  | CAN L  | OUT +                     | OUT -                   |
| CAN1-H          | CAN1-L | CAN2-H | CAN2-L | CAN3-H | CAN3-L | Alternative blink control | Alt. contr. centr. lock |
| 1               | 2      | 3      | 4      | 5      | 6      | 7                         | 8                       |
| +               | +      | +      | +      | +      | +      | +                         | +                       |

| connector 15 pin   |                        |           |            |                  |              |                     |                       |                    |                     |              |                |                    |          |              |
|--------------------|------------------------|-----------|------------|------------------|--------------|---------------------|-----------------------|--------------------|---------------------|--------------|----------------|--------------------|----------|--------------|
| OUT                | OUT                    | OUT       | OUT        | OUT              | OUT          | OUT                 | OUT                   | OUT                | OUT                 | OUT          | OUT            | OUT                | OUT      | OUT          |
| Driver door sensor | Passengers door sensor | Trunk lid | Hood sense | Original alarm++ | Arming state | Lock factory remote | Unlock factory remote | Any button pressed | Handbrake / Parking | Speed 10kmph | Engine running | Engine speed (RPM) | Ignition | Key inserted |
| 1                  | 2                      | 3         | 4          | 5                | 6            | 7                   | 8                     | 9                  | 10                  | 11           | 12             | 13                 | 14       | 15           |
| +                  | +                      | +         | +          | +                | +            | +                   | +                     | +                  | +                   | +            | +              | +                  | +        | +            |

| connector 10 pin |                           |                     |                    |                     |               |                   |                   |     |          |
|------------------|---------------------------|---------------------|--------------------|---------------------|---------------|-------------------|-------------------|-----|----------|
| OUT              | IN                        | IN                  | IN                 | IN                  | IN            | IN                | IN                | IN  | IN       |
| Footbrake        | Drivers door opening sim. | Turn off the engine | Turn on the engine | Turn signal control | Trunk release | Opening all doors | Closing all doors | GND | PWR +12V |
| 1                | 2                         | 3                   | 4                  | 5                   | 6             | 7                 | 8                 | 9   | 10       |
| +                | +                         | +                   | +                  | +                   | +             | +                 | +                 | +   | +        |

|                         |                              |                 |
|-------------------------|------------------------------|-----------------|
| Contr. of factory alarm | Contr.c.lock. when ign.is on | Comfort closure |
| +                       | +                            | +               |

Attention:

Switches

**CHRYSLER PACIFICA (RU)**

year: **2017** →

with and without Keyless System

program No: **12477**

from: **2022-12-16**

| connector 8 pin |        |        |        |        |        |                           |                         |
|-----------------|--------|--------|--------|--------|--------|---------------------------|-------------------------|
| CAN H           | CAN L  | CAN H  | CAN L  | CAN H  | CAN L  | OUT +                     | OUT -                   |
| CAN1-H          | CAN1-L | CAN2-H | CAN2-L | CAN3-H | CAN3-L | Alternative blink control | Alt. contr. centr. lock |
| 1               | 2      | 3      | 4      | 5      | 6      | 7                         | 8                       |
| +               | +      | +      | +      | +      | +      | +                         | +                       |

| connector 15 pin   |                        |           |            |                  |              |                     |                       |                    |                     |              |                |                    |          |              |
|--------------------|------------------------|-----------|------------|------------------|--------------|---------------------|-----------------------|--------------------|---------------------|--------------|----------------|--------------------|----------|--------------|
| OUT                | OUT                    | OUT       | OUT        | OUT              | OUT          | OUT                 | OUT                   | OUT                | OUT                 | OUT          | OUT            | OUT                | OUT      | OUT          |
| Driver door sensor | Passengers door sensor | Trunk lid | Hood sense | Original alarm++ | Arming state | Lock factory remote | Unlock factory remote | Any button pressed | Handbrake / Parking | Speed 10kmph | Engine running | Engine speed (RPM) | Ignition | Key inserted |
| 1                  | 2                      | 3         | 4          | 5                | 6            | 7                   | 8                     | 9                  | 10                  | 11           | 12             | 13                 | 14       | 15           |
| +                  | +                      | +         | +          | +                | +            | +                   | +                     | +                  | +                   | +            | +              | +                  | +        | +            |

| connector 10 pin |                           |                     |                    |                     |               |                   |                   |     |          |
|------------------|---------------------------|---------------------|--------------------|---------------------|---------------|-------------------|-------------------|-----|----------|
| OUT              | IN                        | IN                  | IN                 | IN                  | IN            | IN                | IN                | IN  | IN       |
| Footbrake        | Drivers door opening sim. | Turn off the engine | Turn on the engine | Turn signal control | Trunk release | Opening all doors | Closing all doors | GND | PWR +12V |
| 1                | 2                         | 3                   | 4                  | 5                   | 6             | 7                 | 8                 | 9   | 10       |
| +                | +                         | +                   | +                  | +                   | +             | +                 | +                 | +   | +        |

|                         |                              |                 |
|-------------------------|------------------------------|-----------------|
| Contr. of factory alarm | Contr.c.lock. when ign.is on | Comfort closure |
| +                       | +                            | +               |

Attention:

Switches

**CHRYSLER PACIFICA (RU) (Hybrid) (Plug-in)**

year: **2017** →

with and without Keyless System

program No: **13244**

from: **2022-12-16**

| connector 8 pin |        |        |        |        |        |                           |                         |
|-----------------|--------|--------|--------|--------|--------|---------------------------|-------------------------|
| CAN H           | CAN L  | CAN H  | CAN L  | CAN H  | CAN L  | OUT +                     | OUT -                   |
| CAN1-H          | CAN1-L | CAN2-H | CAN2-L | CAN3-H | CAN3-L | Alternative blink control | Alt. contr. centr. lock |
| 1               | 2      | 3      | 4      | 5      | 6      | 7                         | 8                       |
| +               | +      | +      | +      | +      | +      | +                         | +                       |

| connector 15 pin   |                        |           |            |                  |              |                     |                       |                    |                     |              |                |                    |          |              |
|--------------------|------------------------|-----------|------------|------------------|--------------|---------------------|-----------------------|--------------------|---------------------|--------------|----------------|--------------------|----------|--------------|
| OUT                | OUT                    | OUT       | OUT        | OUT              | OUT          | OUT                 | OUT                   | OUT                | OUT                 | OUT          | OUT            | OUT                | OUT      | OUT          |
| Driver door sensor | Passengers door sensor | Trunk lid | Hood sense | Original alarm++ | Arming state | Lock factory remote | Unlock factory remote | Any button pressed | Handbrake / Parking | Speed 10kmph | Engine running | Engine speed (RPM) | Ignition | Key inserted |
| 1                  | 2                      | 3         | 4          | 5                | 6            | 7                   | 8                     | 9                  | 10                  | 11           | 12             | 13                 | 14       | 15           |
| +                  | +                      | +         | +          | +                | +            | +                   | +                     | +                  | +                   | +            | +              | +                  | +        | +            |

| connector 10 pin |                           |                     |                    |                     |               |                   |                   |     |          |
|------------------|---------------------------|---------------------|--------------------|---------------------|---------------|-------------------|-------------------|-----|----------|
| OUT              | IN                        | IN                  | IN                 | IN                  | IN            | IN                | IN                | IN  | IN       |
| Footbrake        | Drivers door opening sim. | Turn off the engine | Turn on the engine | Turn signal control | Trunk release | Opening all doors | Closing all doors | GND | PWR +12V |
| 1                | 2                         | 3                   | 4                  | 5                   | 6             | 7                 | 8                 | 9   | 10       |
| +                | +                         | +                   | +                  | +                   | +             | +                 | +                 | +   | +        |

|                         |                              |                 |
|-------------------------|------------------------------|-----------------|
| Contr. of factory alarm | Contr.c.lock. when ign.is on | Comfort closure |
| +                       | +                            | +               |

Attention:

Switches

**CHRYSLER PT CRUISER**

year: **2006** →

with and without Keyless System

program No: **11116**

from: **2017-09-01**

| connector 8 pin |        |        |        |        |        |                           |                         |
|-----------------|--------|--------|--------|--------|--------|---------------------------|-------------------------|
| CAN H           | CAN L  | CAN H  | CAN L  | CAN H  | CAN L  | OUT +                     | OUT -                   |
| CAN1-H          | CAN1-L | CAN2-H | CAN2-L | CAN3-H | CAN3-L | Alternative blink control | Alt. contr. centr. lock |
| 1               | 2      | 3      | 4      | 5      | 6      | 7                         | 8                       |
| +               | +      | +      | +      | +      | +      | +                         | +                       |

| connector 15 pin   |                        |           |            |                  |              |                     |                       |                    |                     |              |                |                    |          |              |
|--------------------|------------------------|-----------|------------|------------------|--------------|---------------------|-----------------------|--------------------|---------------------|--------------|----------------|--------------------|----------|--------------|
| OUT                | OUT                    | OUT       | OUT        | OUT              | OUT          | OUT                 | OUT                   | OUT                | OUT                 | OUT          | OUT            | OUT                | OUT      | OUT          |
| Driver door sensor | Passengers door sensor | Trunk lid | Hood sense | Original alarm++ | Arming state | Lock factory remote | Unlock factory remote | Any button pressed | Handbrake / Parking | Speed 10kmph | Engine running | Engine speed (RPM) | Ignition | Key inserted |
| 1                  | 2                      | 3         | 4          | 5                | 6            | 7                   | 8                     | 9                  | 10                  | 11           | 12             | 13                 | 14       | 15           |
| +                  | +                      | +         | +          | +                | +            | +                   | +                     | +                  | +                   | +            | +              | +                  | +        | +            |

| connector 10 pin |                           |                     |                    |                     |               |                   |                   |     |          |
|------------------|---------------------------|---------------------|--------------------|---------------------|---------------|-------------------|-------------------|-----|----------|
| OUT              | IN                        | IN                  | IN                 | IN                  | IN            | IN                | IN                | IN  | IN       |
| Footbrake        | Drivers door opening sim. | Turn off the engine | Turn on the engine | Turn signal control | Trunk release | Opening all doors | Closing all doors | GND | PWR +12V |
| 1                | 2                         | 3                   | 4                  | 5                   | 6             | 7                 | 8                 | 9   | 10       |
| +                | +                         | +                   | +                  | +                   | +             | +                 | +                 | +   | +        |

|                         |                              |                 |
|-------------------------|------------------------------|-----------------|
| Contr. of factory alarm | Contr.c.lock. when ign.is on | Comfort closure |
| +                       | +                            | +               |

Attention:

Switches

**CHRYSLER SEBRING (JS)**

year: **2007** →

with and without Keyless System

program No: **11116**

from: **2017-09-01**

| connector 8 pin |        |        |        |        |        |                           |                         |
|-----------------|--------|--------|--------|--------|--------|---------------------------|-------------------------|
| CAN H           | CAN L  | CAN H  | CAN L  | CAN H  | CAN L  | OUT +                     | OUT -                   |
| CAN1-H          | CAN1-L | CAN2-H | CAN2-L | CAN3-H | CAN3-L | Alternative blink control | Alt. contr. centr. lock |
| 1               | 2      | 3      | 4      | 5      | 6      | 7                         | 8                       |
| +               | +      | +      | +      | +      | +      | +                         | +                       |

| connector 15 pin   |                        |           |            |                  |              |                     |                       |                    |                     |              |                |                    |          |              |
|--------------------|------------------------|-----------|------------|------------------|--------------|---------------------|-----------------------|--------------------|---------------------|--------------|----------------|--------------------|----------|--------------|
| OUT                | OUT                    | OUT       | OUT        | OUT              | OUT          | OUT                 | OUT                   | OUT                | OUT                 | OUT          | OUT            | OUT                | OUT      | OUT          |
| Driver door sensor | Passengers door sensor | Trunk lid | Hood sense | Original alarm++ | Arming state | Lock factory remote | Unlock factory remote | Any button pressed | Handbrake / Parking | Speed 10kmph | Engine running | Engine speed (RPM) | Ignition | Key inserted |
| 1                  | 2                      | 3         | 4          | 5                | 6            | 7                   | 8                     | 9                  | 10                  | 11           | 12             | 13                 | 14       | 15           |
| +                  | +                      | +         | +          | +                | +            | +                   | +                     | +                  | +                   | +            | +              | +                  | +        | +            |

| connector 10 pin |                           |                     |                    |                     |               |                   |                   |     |          |
|------------------|---------------------------|---------------------|--------------------|---------------------|---------------|-------------------|-------------------|-----|----------|
| OUT              | IN                        | IN                  | IN                 | IN                  | IN            | IN                | IN                | IN  | IN       |
| Footbrake        | Drivers door opening sim. | Turn off the engine | Turn on the engine | Turn signal control | Trunk release | Opening all doors | Closing all doors | GND | PWR +12V |
| 1                | 2                         | 3                   | 4                  | 5                   | 6             | 7                 | 8                 | 9   | 10       |
| +                | +                         | +                   | +                  | +                   | +             | +                 | +                 | +   | +        |

|                         |                              |                 |
|-------------------------|------------------------------|-----------------|
| Contr. of factory alarm | Contr.c.lock. when ign.is on | Comfort closure |
| +                       | +                            | +               |

Attention:

Switches

**CHRYSLER TOWN&COUNTRY** year: **2011** → with and without Keyless System program # **11245** from: **2022-02-17**

| connector 8 pin |        |        |        |        |        |                           |                         | connector 15 pin   |                        |           |            |                  |              |                     |                       |                    |                     |              |                |                    |          |              | connector 10 pin |                           |                     |                    |                     |               |                   |                   |     |          |                         |                              |                 |
|-----------------|--------|--------|--------|--------|--------|---------------------------|-------------------------|--------------------|------------------------|-----------|------------|------------------|--------------|---------------------|-----------------------|--------------------|---------------------|--------------|----------------|--------------------|----------|--------------|------------------|---------------------------|---------------------|--------------------|---------------------|---------------|-------------------|-------------------|-----|----------|-------------------------|------------------------------|-----------------|
| CAN H           | CAN L  | CAN H  | CAN L  | CAN H  | CAN L  | OUT +                     | OUT -                   | OUT                | OUT                    | OUT       | OUT        | OUT              | OUT          | OUT                 | OUT                   | OUT                | OUT                 | OUT          | OUT            | OUT                | OUT      | OUT          | IN               | IN                        | IN                  | IN                 | IN                  | IN            | IN                | IN                | IN  | IN       |                         |                              |                 |
| CAN1-H          | CAN1-L | CAN2-H | CAN2-L | CAN3-H | CAN3-L | Alternative blink control | Alt. contr. centr. lock | Driver door sensor | Passengers door sensor | Trunk lid | Hood sense | Original alarm++ | Arming state | Lock factory remote | Unlock factory remote | Any button pressed | Handbrake / Parking | Speed 10kmph | Engine running | Engine speed (RPM) | Ignition | Key inserted | Footbrake        | Drivers door opening sim. | Turn off the engine | Turn on the engine | Turn signal control | Trunk release | Opening all doors | Closing all doors | GND | PWR +12V | Contr. of factory alarm | Contr.c.lock. when ign.is on | Comfort closure |
| 1               | 2      | 3      | 4      | 5      | 6      | 7                         | 8                       | 1                  | 2                      | 3         | 4          | 5                | 6            | 7                   | 8                     | 9                  | 10                  | 11           | 12             | 13                 | 14       | 15           | 1                | 2                         | 3                   | 4                  | 5                   | 6             | 7                 | 8                 | 9   | 10       |                         |                              |                 |
| +               | +      | +      | +      | +      | +      | +                         | +                       | +                  | +                      | +         | +          | +                | +            | +                   | +                     | +                  | +                   | +            | +              | +                  | +        | +            | +                | +                         | +                   | +                  | +                   | +             | +                 | +                 | +   | +        | +                       | +                            | +               |

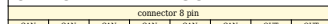
Attention:



**CITROEN BERLINGO (K9)** year: **2019** → with and without Keyless System program # **13163** from: **2023-01-12**

| connector 8 pin |        |        |        |        |        |                           |                         | connector 15 pin   |                        |           |            |                  |              |                     |                       |                    |                     |              |                |                    |          |              | connector 10 pin |                           |                     |                    |                     |               |                   |                   |     |          |                         |                              |                 |    |
|-----------------|--------|--------|--------|--------|--------|---------------------------|-------------------------|--------------------|------------------------|-----------|------------|------------------|--------------|---------------------|-----------------------|--------------------|---------------------|--------------|----------------|--------------------|----------|--------------|------------------|---------------------------|---------------------|--------------------|---------------------|---------------|-------------------|-------------------|-----|----------|-------------------------|------------------------------|-----------------|----|
| CAN H           | CAN L  | CAN H  | CAN L  | CAN H  | CAN L  | OUT +                     | OUT -                   | OUT                | OUT                    | OUT       | OUT        | OUT              | OUT          | OUT                 | OUT                   | OUT                | OUT                 | OUT          | OUT            | OUT                | OUT      | OUT          | IN               | IN                        | IN                  | IN                 | IN                  | IN            | IN                | IN                | IN  | IN       | IN                      | IN                           | IN              | IN |
| CAN1-H          | CAN1-L | CAN2-H | CAN2-L | CAN3-H | CAN3-L | Alternative blink control | Alt. contr. centr. lock | Driver door sensor | Passengers door sensor | Trunk lid | Hood sense | Original alarm++ | Arming state | Lock factory remote | Unlock factory remote | Any button pressed | Handbrake / Parking | Speed 10kmph | Engine running | Engine speed (RPM) | Ignition | Key inserted | Footbrake        | Drivers door opening sim. | Turn off the engine | Turn on the engine | Turn signal control | Trunk release | Opening all doors | Closing all doors | GND | PWR +12V | Contr. of factory alarm | Contr.c.lock. when ign.is on | Comfort closure |    |
| 1               | 2      | 3      | 4      | 5      | 6      | 7                         | 8                       | 1                  | 2                      | 3         | 4          | 5                | 6            | 7                   | 8                     | 9                  | 10                  | 11           | 12             | 13                 | 14       | 15           | 1                | 2                         | 3                   | 4                  | 5                   | 6             | 7                 | 8                 | 9   | 10       |                         |                              |                 |    |
| +               | +      | +      | +      | +      | +      | +                         | +                       | +                  | +                      | +         | +          | +                | +            | +                   | +                     | +                  | +                   | +            | +              | +                  | +        | +            | +                | +                         | +                   | +                  | +                   | +             | +                 | +                 | +   | +        | +                       | +                            | +               | +  |


Attention:



**CITROEN BERLINGO** year: **2015** → (with factory alarm) program # **12311** from: **2018-04-23**

| connector 8 pin |        |        |        |        |        |                           |                         | connector 15 pin   |                        |           |            |                  |              |                     |                       |                    |                     |              |                |                    |          |              | connector 10 pin |                           |                     |                    |                     |               |                   |                   |     |          |                         |                              |                 |    |
|-----------------|--------|--------|--------|--------|--------|---------------------------|-------------------------|--------------------|------------------------|-----------|------------|------------------|--------------|---------------------|-----------------------|--------------------|---------------------|--------------|----------------|--------------------|----------|--------------|------------------|---------------------------|---------------------|--------------------|---------------------|---------------|-------------------|-------------------|-----|----------|-------------------------|------------------------------|-----------------|----|
| CAN H           | CAN L  | CAN H  | CAN L  | CAN H  | CAN L  | OUT +                     | OUT -                   | OUT                | OUT                    | OUT       | OUT        | OUT              | OUT          | OUT                 | OUT                   | OUT                | OUT                 | OUT          | OUT            | OUT                | OUT      | OUT          | IN               | IN                        | IN                  | IN                 | IN                  | IN            | IN                | IN                | IN  | IN       | IN                      | IN                           | IN              | IN |
| CAN1-H          | CAN1-L | CAN2-H | CAN2-L | CAN3-H | CAN3-L | Alternative blink control | Alt. contr. centr. lock | Driver door sensor | Passengers door sensor | Trunk lid | Hood sense | Original alarm++ | Arming state | Lock factory remote | Unlock factory remote | Any button pressed | Handbrake / Parking | Speed 10kmph | Engine running | Engine speed (RPM) | Ignition | Key inserted | Footbrake        | Drivers door opening sim. | Turn off the engine | Turn on the engine | Turn signal control | Trunk release | Opening all doors | Closing all doors | GND | PWR +12V | Contr. of factory alarm | Contr.c.lock. when ign.is on | Comfort closure |    |
| 1               | 2      | 3      | 4      | 5      | 6      | 7                         | 8                       | 1                  | 2                      | 3         | 4          | 5                | 6            | 7                   | 8                     | 9                  | 10                  | 11           | 12             | 13                 | 14       | 15           | 1                | 2                         | 3                   | 4                  | 5                   | 6             | 7                 | 8                 | 9   | 10       |                         |                              |                 |    |
| +               | +      | +      | +      | +      | +      | +                         | +                       | +                  | +                      | +         | +          | +                | +            | +                   | +                     | +                  | +                   | +            | +              | +                  | +        | +            | +                | +                         | +                   | +                  | +                   | +             | +                 | +                 | +   | +        | +                       | +                            | +               | +  |

Attention:



**CITROEN BERLINGO** year: **2008** → (with factory alarm) program # **11143** from: **2017-09-01**

| connector 8 pin |        |        |        |        |        |                           |                         | connector 15 pin   |                        |           |            |                  |              |                     |                       |                    |                     |              |                |                    |          |              | connector 10 pin |                           |                     |                    |                     |               |                   |                   |     |          |                         |                              |                 |    |
|-----------------|--------|--------|--------|--------|--------|---------------------------|-------------------------|--------------------|------------------------|-----------|------------|------------------|--------------|---------------------|-----------------------|--------------------|---------------------|--------------|----------------|--------------------|----------|--------------|------------------|---------------------------|---------------------|--------------------|---------------------|---------------|-------------------|-------------------|-----|----------|-------------------------|------------------------------|-----------------|----|
| CAN H           | CAN L  | CAN H  | CAN L  | CAN H  | CAN L  | OUT +                     | OUT -                   | OUT                | OUT                    | OUT       | OUT        | OUT              | OUT          | OUT                 | OUT                   | OUT                | OUT                 | OUT          | OUT            | OUT                | OUT      | OUT          | IN               | IN                        | IN                  | IN                 | IN                  | IN            | IN                | IN                | IN  | IN       | IN                      | IN                           | IN              | IN |
| CAN1-H          | CAN1-L | CAN2-H | CAN2-L | CAN3-H | CAN3-L | Alternative blink control | Alt. contr. centr. lock | Driver door sensor | Passengers door sensor | Trunk lid | Hood sense | Original alarm++ | Arming state | Lock factory remote | Unlock factory remote | Any button pressed | Handbrake / Parking | Speed 10kmph | Engine running | Engine speed (RPM) | Ignition | Key inserted | Footbrake        | Drivers door opening sim. | Turn off the engine | Turn on the engine | Turn signal control | Trunk release | Opening all doors | Closing all doors | GND | PWR +12V | Contr. of factory alarm | Contr.c.lock. when ign.is on | Comfort closure |    |
| 1               | 2      | 3      | 4      | 5      | 6      | 7                         | 8                       | 1                  | 2                      | 3         | 4          | 5                | 6            | 7                   | 8                     | 9                  | 10                  | 11           | 12             | 13                 | 14       | 15           | 1                | 2                         | 3                   | 4                  | 5                   | 6             | 7                 | 8                 | 9   | 10       |                         |                              |                 |    |
| +               | +      | +      | +      | +      | +      | +                         | +                       | +                  | +                      | +         | +          | +                | +            | +                   | +                     | +                  | +                   | +            | +              | +                  | +        | +            | +                | +                         | +                   | +                  | +                   | +             | +                 | +                 | +   | +        | +                       | +                            | +               | +  |

Attention:



**CITROEN BERLINGO** year: **2008** → (without factory alarm) program # **11193** from: **2017-09-01**

| connector 8 pin |        |        |        |        |        |                           |                         | connector 15 pin   |                        |           |            |                  |              |                     |                       |                    |                     |              |                |                    |          |              | connector 10 pin |                           |                     |                    |                     |               |                   |                   |     |          |                         |                              |                 |    |    |
|-----------------|--------|--------|--------|--------|--------|---------------------------|-------------------------|--------------------|------------------------|-----------|------------|------------------|--------------|---------------------|-----------------------|--------------------|---------------------|--------------|----------------|--------------------|----------|--------------|------------------|---------------------------|---------------------|--------------------|---------------------|---------------|-------------------|-------------------|-----|----------|-------------------------|------------------------------|-----------------|----|----|
| CAN H           | CAN L  | CAN H  | CAN L  | CAN H  | CAN L  | OUT +                     | OUT -                   | OUT                | OUT                    | OUT       | OUT        | OUT              | OUT          | OUT                 | OUT                   | OUT                | OUT                 | OUT          | OUT            | OUT                | OUT      | OUT          | IN               | IN                        | IN                  | IN                 | IN                  | IN            | IN                | IN                | IN  | IN       | IN                      | IN                           | IN              | IN | IN |
| CAN1-H          | CAN1-L | CAN2-H | CAN2-L | CAN3-H | CAN3-L | Alternative blink control | Alt. contr. centr. lock | Driver door sensor | Passengers door sensor | Trunk lid | Hood sense | Original alarm++ | Arming state | Lock factory remote | Unlock factory remote | Any button pressed | Handbrake / Parking | Speed 10kmph | Engine running | Engine speed (RPM) | Ignition | Key inserted | Footbrake        | Drivers door opening sim. | Turn off the engine | Turn on the engine | Turn signal control | Trunk release | Opening all doors | Closing all doors | GND | PWR +12V | Contr. of factory alarm | Contr.c.lock. when ign.is on | Comfort closure |    |    |
| 1               | 2      | 3      | 4      | 5      | 6      | 7                         | 8                       | 1                  | 2                      | 3         | 4          | 5                | 6            | 7                   | 8                     | 9                  | 10                  | 11           | 12             | 13                 | 14       | 15           | 1                | 2                         | 3                   | 4                  | 5                   | 6             | 7                 | 8                 | 9   | 10       |                         |                              |                 |    |    |
| +               | +      | +      | +      | +      | +      | +                         | +                       | +                  | +                      | +         | +          | +                | +            | +                   | +                     | +                  | +                   | +            | +              | +                  | +        | +            | +                | +                         | +                   | +                  | +                   | +             | +                 | +                 | +   | +        | +                       | +                            | +               | +  | +  |

Attention:



**CITROEN BERLINGO**

year: **2003** →

program No: **11292**

from: **2017-09-01**

| connector 8 pin |        |        |        |        |        |                           |                         | connector 15 pin   |                        |           |            |                  |              |                     |                       |                    |                     |              |                |                    |          |              | connector 10 pin |                           |                     |                    |                     |               |                   |                   |     |          |                         |                              |                 |   |
|-----------------|--------|--------|--------|--------|--------|---------------------------|-------------------------|--------------------|------------------------|-----------|------------|------------------|--------------|---------------------|-----------------------|--------------------|---------------------|--------------|----------------|--------------------|----------|--------------|------------------|---------------------------|---------------------|--------------------|---------------------|---------------|-------------------|-------------------|-----|----------|-------------------------|------------------------------|-----------------|---|
| CAN H           | CAN L  | CAN H  | CAN L  | CAN H  | CAN L  | OUT +                     | OUT -                   | OUT                | OUT                    | OUT       | OUT        | OUT              | OUT          | OUT                 | OUT                   | OUT                | OUT                 | OUT          | OUT            | OUT                | OUT      | OUT          | IN               | IN                        | IN                  | IN                 | IN                  | IN            | IN                | IN                | IN  | IN       | IN                      |                              |                 |   |
| CAN1-H          | CAN1-L | CAN2-H | CAN2-L | CAN3-H | CAN3-L | Alternative blink control | Alt. contr. centr. lock | Driver door sensor | Passengers door sensor | Trunk lid | Hood sense | Original alarm++ | Arming state | Lock factory remote | Unlock factory remote | Any button pressed | Handbrake / Parking | Speed 10kmph | Engine running | Engine speed (RPM) | Ignition | Key inserted | Footbrake        | Drivers door opening sim. | Turn off the engine | Turn on the engine | Turn signal control | Trunk release | Opening all doors | Closing all doors | GND | PWR +12V | Contr. of factory alarm | Contr.c.lock, when ign.is on | Comfort closure |   |
| 1               | 2      | 3      | 4      | 5      | 6      | 7                         | 8                       | 1                  | 2                      | 3         | 4          | 5                | 6            | 7                   | 8                     | 9                  | 10                  | 11           | 12             | 13                 | 14       | 15           | 1                | 2                         | 3                   | 4                  | 5                   | 6             | 7                 | 8                 | 9   | 10       |                         |                              |                 |   |
| +               | +      |        |        |        |        | +                         | +                       | +                  | +                      | +         | +          | +                | +            | +                   | +                     | +                  | +                   | +            | +              | +                  | +        | +            | +                | +                         | +                   | +                  | +                   | +             | +                 | +                 | +   | +        | +                       | +                            | +               | + |

Attention:

**CITROEN BERLINGO (First VP / VU)**

year: **2003** →

program No: **11292**

from: **2017-09-01**

| connector 8 pin |        |        |        |        |        |                           |                         | connector 15 pin   |                        |           |            |                  |              |                     |                       |                    |                     |              |                |                    |          |              | connector 10 pin |                           |                     |                    |                     |               |                   |                   |     |          |                         |                              |                 |   |
|-----------------|--------|--------|--------|--------|--------|---------------------------|-------------------------|--------------------|------------------------|-----------|------------|------------------|--------------|---------------------|-----------------------|--------------------|---------------------|--------------|----------------|--------------------|----------|--------------|------------------|---------------------------|---------------------|--------------------|---------------------|---------------|-------------------|-------------------|-----|----------|-------------------------|------------------------------|-----------------|---|
| CAN H           | CAN L  | CAN H  | CAN L  | CAN H  | CAN L  | OUT +                     | OUT -                   | OUT                | OUT                    | OUT       | OUT        | OUT              | OUT          | OUT                 | OUT                   | OUT                | OUT                 | OUT          | OUT            | OUT                | OUT      | OUT          | OUT              | IN                        | IN                  | IN                 | IN                  | IN            | IN                | IN                | IN  | IN       | IN                      | IN                           |                 |   |
| CAN1-H          | CAN1-L | CAN2-H | CAN2-L | CAN3-H | CAN3-L | Alternative blink control | Alt. contr. centr. lock | Driver door sensor | Passengers door sensor | Trunk lid | Hood sense | Original alarm++ | Arming state | Lock factory remote | Unlock factory remote | Any button pressed | Handbrake / Parking | Speed 10kmph | Engine running | Engine speed (RPM) | Ignition | Key inserted | Footbrake        | Drivers door opening sim. | Turn off the engine | Turn on the engine | Turn signal control | Trunk release | Opening all doors | Closing all doors | GND | PWR +12V | Contr. of factory alarm | Contr.c.lock, when ign.is on | Comfort closure |   |
| 1               | 2      | 3      | 4      | 5      | 6      | 7                         | 8                       | 1                  | 2                      | 3         | 4          | 5                | 6            | 7                   | 8                     | 9                  | 10                  | 11           | 12             | 13                 | 14       | 15           | 1                | 2                         | 3                   | 4                  | 5                   | 6             | 7                 | 8                 | 9   | 10       |                         |                              |                 |   |
| +               | +      |        |        |        |        | +                         | +                       | +                  | +                      | +         | +          | +                | +            | +                   | +                     | +                  | +                   | +            | +              | +                  | +        | +            | +                | +                         | +                   | +                  | +                   | +             | +                 | +                 | +   | +        | +                       | +                            | +               | + |

Attention:

**CITROEN BERLINGO MULTISPACE**

year: **2012** →

(with factory alarm)

program No: **11143**

from: **2017-09-01**

| connector 8 pin |        |        |        |        |        |                           |                         | connector 15 pin   |                        |           |            |                  |              |                     |                       |                    |                     |              |                |                    |          |              | connector 10 pin |                           |                     |                    |                     |               |                   |                   |     |          |                         |                              |                 |   |
|-----------------|--------|--------|--------|--------|--------|---------------------------|-------------------------|--------------------|------------------------|-----------|------------|------------------|--------------|---------------------|-----------------------|--------------------|---------------------|--------------|----------------|--------------------|----------|--------------|------------------|---------------------------|---------------------|--------------------|---------------------|---------------|-------------------|-------------------|-----|----------|-------------------------|------------------------------|-----------------|---|
| CAN H           | CAN L  | CAN H  | CAN L  | CAN H  | CAN L  | OUT +                     | OUT -                   | OUT                | OUT                    | OUT       | OUT        | OUT              | OUT          | OUT                 | OUT                   | OUT                | OUT                 | OUT          | OUT            | OUT                | OUT      | OUT          | OUT              | IN                        | IN                  | IN                 | IN                  | IN            | IN                | IN                | IN  | IN       | IN                      | IN                           |                 |   |
| CAN1-H          | CAN1-L | CAN2-H | CAN2-L | CAN3-H | CAN3-L | Alternative blink control | Alt. contr. centr. lock | Driver door sensor | Passengers door sensor | Trunk lid | Hood sense | Original alarm++ | Arming state | Lock factory remote | Unlock factory remote | Any button pressed | Handbrake / Parking | Speed 10kmph | Engine running | Engine speed (RPM) | Ignition | Key inserted | Footbrake        | Drivers door opening sim. | Turn off the engine | Turn on the engine | Turn signal control | Trunk release | Opening all doors | Closing all doors | GND | PWR +12V | Contr. of factory alarm | Contr.c.lock, when ign.is on | Comfort closure |   |
| 1               | 2      | 3      | 4      | 5      | 6      | 7                         | 8                       | 1                  | 2                      | 3         | 4          | 5                | 6            | 7                   | 8                     | 9                  | 10                  | 11           | 12             | 13                 | 14       | 15           | 1                | 2                         | 3                   | 4                  | 5                   | 6             | 7                 | 8                 | 9   | 10       |                         |                              |                 |   |
| +               | +      | +      | +      | +      | +      | +                         | +                       | +                  | +                      | +         | +          | +                | +            | +                   | +                     | +                  | +                   | +            | +              | +                  | +        | +            | +                | +                         | +                   | +                  | +                   | +             | +                 | +                 | +   | +        | +                       | +                            | +               | + |

Attention:

**CITROEN BERLINGO MULTISPACE**

year: **2012** →

(without factory alarm)

program No: **11193**

from: **2017-09-01**

| connector 8 pin |        |        |        |        |        |                           |                         | connector 15 pin   |                        |           |            |                  |              |                     |                       |                    |                     |              |                |                    |          |              | connector 10 pin |                           |                     |                    |                     |               |                   |                   |     |          |                         |                              |                 |   |
|-----------------|--------|--------|--------|--------|--------|---------------------------|-------------------------|--------------------|------------------------|-----------|------------|------------------|--------------|---------------------|-----------------------|--------------------|---------------------|--------------|----------------|--------------------|----------|--------------|------------------|---------------------------|---------------------|--------------------|---------------------|---------------|-------------------|-------------------|-----|----------|-------------------------|------------------------------|-----------------|---|
| CAN H           | CAN L  | CAN H  | CAN L  | CAN H  | CAN L  | OUT +                     | OUT -                   | OUT                | OUT                    | OUT       | OUT        | OUT              | OUT          | OUT                 | OUT                   | OUT                | OUT                 | OUT          | OUT            | OUT                | OUT      | OUT          | OUT              | IN                        | IN                  | IN                 | IN                  | IN            | IN                | IN                | IN  | IN       | IN                      | IN                           |                 |   |
| CAN1-H          | CAN1-L | CAN2-H | CAN2-L | CAN3-H | CAN3-L | Alternative blink control | Alt. contr. centr. lock | Driver door sensor | Passengers door sensor | Trunk lid | Hood sense | Original alarm++ | Arming state | Lock factory remote | Unlock factory remote | Any button pressed | Handbrake / Parking | Speed 10kmph | Engine running | Engine speed (RPM) | Ignition | Key inserted | Footbrake        | Drivers door opening sim. | Turn off the engine | Turn on the engine | Turn signal control | Trunk release | Opening all doors | Closing all doors | GND | PWR +12V | Contr. of factory alarm | Contr.c.lock, when ign.is on | Comfort closure |   |
| 1               | 2      | 3      | 4      | 5      | 6      | 7                         | 8                       | 1                  | 2                      | 3         | 4          | 5                | 6            | 7                   | 8                     | 9                  | 10                  | 11           | 12             | 13                 | 14       | 15           | 1                | 2                         | 3                   | 4                  | 5                   | 6             | 7                 | 8                 | 9   | 10       |                         |                              |                 |   |
| +               | +      | +      | +      | +      | +      | +                         | +                       | +                  | +                      | +         | +          | +                | +            | +                   | +                     | +                  | +                   | +            | +              | +                  | +        | +            | +                | +                         | +                   | +                  | +                   | +             | +                 | +                 | +   | +        | +                       | +                            | +               | + |

Attention:

**CITROEN C-CROSSER**

year: **2007** →

with and without Keyless System

program No: **11142**

from: **2017-09-01**

| connector 8 pin |        |        |        |        |        |                           |                         | connector 15 pin   |                        |           |            |                  |              |                     |                       |                    |                     |              |                |                    |          |              | connector 10 pin |                           |                     |                    |                     |               |                   |                   |     |          |                         |                              |                 |   |
|-----------------|--------|--------|--------|--------|--------|---------------------------|-------------------------|--------------------|------------------------|-----------|------------|------------------|--------------|---------------------|-----------------------|--------------------|---------------------|--------------|----------------|--------------------|----------|--------------|------------------|---------------------------|---------------------|--------------------|---------------------|---------------|-------------------|-------------------|-----|----------|-------------------------|------------------------------|-----------------|---|
| CAN H           | CAN L  | CAN H  | CAN L  | CAN H  | CAN L  | OUT +                     | OUT -                   | OUT                | OUT                    | OUT       | OUT        | OUT              | OUT          | OUT                 | OUT                   | OUT                | OUT                 | OUT          | OUT            | OUT                | OUT      | OUT          | OUT              | IN                        | IN                  | IN                 | IN                  | IN            | IN                | IN                | IN  | IN       | IN                      | IN                           |                 |   |
| CAN1-H          | CAN1-L | CAN2-H | CAN2-L | CAN3-H | CAN3-L | Alternative blink control | Alt. contr. centr. lock | Driver door sensor | Passengers door sensor | Trunk lid | Hood sense | Original alarm++ | Arming state | Lock factory remote | Unlock factory remote | Any button pressed | Handbrake / Parking | Speed 10kmph | Engine running | Engine speed (RPM) | Ignition | Key inserted | Footbrake        | Drivers door opening sim. | Turn off the engine | Turn on the engine | Turn signal control | Trunk release | Opening all doors | Closing all doors | GND | PWR +12V | Contr. of factory alarm | Contr.c.lock, when ign.is on | Comfort closure |   |
| 1               | 2      | 3      | 4      | 5      | 6      | 7                         | 8                       | 1                  | 2                      | 3         | 4          | 5                | 6            | 7                   | 8                     | 9                  | 10                  | 11           | 12             | 13                 | 14       | 15           | 1                | 2                         | 3                   | 4                  | 5                   | 6             | 7                 | 8                 | 9   | 10       |                         |                              |                 |   |
| +               | +      | +      | +      | +      | +      | +                         | +                       | +                  | +                      | +         | +          | +                | +            | +                   | +                     | +                  | +                   | +            | +              | +                  | +        | +            | +                | +                         | +                   | +                  | +                   | +             | +                 | +                 | +   | +        | +                       | +                            | +               | + |

Attention:

Switches

| CITROEN C-ELYSEE |        |        |        |        |        |       |                           |                         |       | year: 2017 →       |                        |           |            |                  |              |                     |                       |                    |                     | program №: 12321 |                |                    |          |              |      |      |      |      |      | from: 2023-01-12 |      |      |      |      |      |      |      |           |                           |                     |                    |                     |               |                   |                   |     |          |   |    |  |                         |                              |                 |  |  |  |  |  |  |  |  |  |  |  |  |  |  |  |  |  |  |  |  |  |  |  |  |  |
|------------------|--------|--------|--------|--------|--------|-------|---------------------------|-------------------------|-------|--------------------|------------------------|-----------|------------|------------------|--------------|---------------------|-----------------------|--------------------|---------------------|------------------|----------------|--------------------|----------|--------------|------|------|------|------|------|------------------|------|------|------|------|------|------|------|-----------|---------------------------|---------------------|--------------------|---------------------|---------------|-------------------|-------------------|-----|----------|---|----|--|-------------------------|------------------------------|-----------------|--|--|--|--|--|--|--|--|--|--|--|--|--|--|--|--|--|--|--|--|--|--|--|--|--|
| connector 8 pin  |        |        |        |        |        |       |                           |                         |       | connector 15 pin   |                        |           |            |                  |              |                     |                       |                    |                     | connector 10 pin |                |                    |          |              |      |      |      |      |      |                  |      |      |      |      |      |      |      |           |                           |                     |                    |                     |               |                   |                   |     |          |   |    |  |                         |                              |                 |  |  |  |  |  |  |  |  |  |  |  |  |  |  |  |  |  |  |  |  |  |  |  |  |  |
| CAN H            | CAN L  | CAN H  | CAN L  | CAN H  | CAN L  | CAN L | OUT +                     | OUT +                   | OUT + | OUT -              | OUT -                  | OUT -     | OUT -      | OUT -            | OUT -        | OUT -               | OUT -                 | OUT -              | OUT -               | OUT +            | IN -           | IN -               | IN -     | IN -         | IN - | IN - | IN - | IN - | IN - | IN -             | IN - | IN - | IN - | IN - | IN - | IN - | IN - |           |                           |                     |                    |                     |               |                   |                   |     |          |   |    |  |                         |                              |                 |  |  |  |  |  |  |  |  |  |  |  |  |  |  |  |  |  |  |  |  |  |  |  |  |  |
| CAN1-H           | CAN1-L | CAN2-H | CAN2-L | CAN3-H | CAN3-L |       | Alternative blink control | Alt. contr. centr. lock |       | Driver door sensor | Passengers door sensor | Trunk lid | Hood sense | Original alarm++ | Arming state | Lock factory remote | Unlock factory remote | Any button pressed | Handbrake / Parking | Speed 10kmph     | Engine running | Engine speed (RPM) | Ignition | Key inserted |      |      |      |      |      |                  |      |      |      |      |      |      |      | Footbrake | Drivers door opening sim. | Turn off the engine | Turn on the engine | Turn signal control | Trunk release | Opening all doors | Closing all doors | GND | PWR +12V |   |    |  | Contr. of factory alarm | Contr.c.lock. when ign.is on | Comfort closure |  |  |  |  |  |  |  |  |  |  |  |  |  |  |  |  |  |  |  |  |  |  |  |  |  |
| 1                | 2      | 3      | 4      | 5      | 6      | 7     | 8                         |                         |       | 1                  | 2                      | 3         | 4          | 5                | 6            | 7                   | 8                     | 9                  | 10                  | 11               | 12             | 13                 | 14       | 15           |      |      |      |      |      |                  |      |      |      |      |      |      |      |           |                           | 1                   | 2                  | 3                   | 4             | 5                 | 6                 | 7   | 8        | 9 | 10 |  |                         |                              |                 |  |  |  |  |  |  |  |  |  |  |  |  |  |  |  |  |  |  |  |  |  |  |  |  |  |

Attention:

| CITROEN C-ELYSEE |        |        |        |        |        |       |                           |                         |       | year: 2013 →       |                        |           |            |                  |              |                     |                       |                    |                     | program №: 11298 |                |                    |          |              |      |      |      |      |      | from: 2020-03-24 |      |      |      |      |      |      |  |           |                           |                     |                    |                     |               |                   |                   |     |          |   |    |  |                         |                              |                 |  |  |  |  |  |  |  |  |  |  |  |  |  |  |  |  |  |  |  |  |  |  |  |  |  |
|------------------|--------|--------|--------|--------|--------|-------|---------------------------|-------------------------|-------|--------------------|------------------------|-----------|------------|------------------|--------------|---------------------|-----------------------|--------------------|---------------------|------------------|----------------|--------------------|----------|--------------|------|------|------|------|------|------------------|------|------|------|------|------|------|--|-----------|---------------------------|---------------------|--------------------|---------------------|---------------|-------------------|-------------------|-----|----------|---|----|--|-------------------------|------------------------------|-----------------|--|--|--|--|--|--|--|--|--|--|--|--|--|--|--|--|--|--|--|--|--|--|--|--|--|
| connector 8 pin  |        |        |        |        |        |       |                           |                         |       | connector 15 pin   |                        |           |            |                  |              |                     |                       |                    |                     | connector 10 pin |                |                    |          |              |      |      |      |      |      |                  |      |      |      |      |      |      |  |           |                           |                     |                    |                     |               |                   |                   |     |          |   |    |  |                         |                              |                 |  |  |  |  |  |  |  |  |  |  |  |  |  |  |  |  |  |  |  |  |  |  |  |  |  |
| CAN H            | CAN L  | CAN H  | CAN L  | CAN H  | CAN L  | CAN L | OUT +                     | OUT +                   | OUT + | OUT -              | OUT -                  | OUT -     | OUT -      | OUT -            | OUT -        | OUT -               | OUT -                 | OUT -              | OUT -               | OUT +            | IN -           | IN -               | IN -     | IN -         | IN - | IN - | IN - | IN - | IN - | IN -             | IN - | IN - | IN - | IN - | IN - | IN - |  |           |                           |                     |                    |                     |               |                   |                   |     |          |   |    |  |                         |                              |                 |  |  |  |  |  |  |  |  |  |  |  |  |  |  |  |  |  |  |  |  |  |  |  |  |  |
| CAN1-H           | CAN1-L | CAN2-H | CAN2-L | CAN3-H | CAN3-L |       | Alternative blink control | Alt. contr. centr. lock |       | Driver door sensor | Passengers door sensor | Trunk lid | Hood sense | Original alarm++ | Arming state | Lock factory remote | Unlock factory remote | Any button pressed | Handbrake / Parking | Speed 10kmph     | Engine running | Engine speed (RPM) | Ignition | Key inserted |      |      |      |      |      |                  |      |      |      |      |      |      |  | Footbrake | Drivers door opening sim. | Turn off the engine | Turn on the engine | Turn signal control | Trunk release | Opening all doors | Closing all doors | GND | PWR +12V |   |    |  | Contr. of factory alarm | Contr.c.lock. when ign.is on | Comfort closure |  |  |  |  |  |  |  |  |  |  |  |  |  |  |  |  |  |  |  |  |  |  |  |  |  |
| 1                | 2      | 3      | 4      | 5      | 6      | 7     | 8                         |                         |       | 1                  | 2                      | 3         | 4          | 5                | 6            | 7                   | 8                     | 9                  | 10                  | 11               | 12             | 13                 | 14       | 15           |      |      |      |      |      |                  |      |      |      |      |      |      |  |           |                           | 1                   | 2                  | 3                   | 4             | 5                 | 6                 | 7   | 8        | 9 | 10 |  |                         |                              |                 |  |  |  |  |  |  |  |  |  |  |  |  |  |  |  |  |  |  |  |  |  |  |  |  |  |

Attention:

| CITROEN C1      |        |        |        |        |        |       |                           |                         |       | year: 2018 →       |                        |           |            |                  |              |                     |                       |                    |                     | without Keyless System |                |                    |          |              |      |      |      |      |      | program №: 13162 |      |      |      |      |      |      |  |           |                           | from: 2020-04-23    |                    |                     |               |                   |                   |     |          |   |    |  |                         |                              |                 |  |  |  |  |  |  |  |  |  |  |  |  |  |  |  |  |  |  |  |  |  |  |  |  |  |
|-----------------|--------|--------|--------|--------|--------|-------|---------------------------|-------------------------|-------|--------------------|------------------------|-----------|------------|------------------|--------------|---------------------|-----------------------|--------------------|---------------------|------------------------|----------------|--------------------|----------|--------------|------|------|------|------|------|------------------|------|------|------|------|------|------|--|-----------|---------------------------|---------------------|--------------------|---------------------|---------------|-------------------|-------------------|-----|----------|---|----|--|-------------------------|------------------------------|-----------------|--|--|--|--|--|--|--|--|--|--|--|--|--|--|--|--|--|--|--|--|--|--|--|--|--|
| connector 8 pin |        |        |        |        |        |       |                           |                         |       | connector 15 pin   |                        |           |            |                  |              |                     |                       |                    |                     | connector 10 pin       |                |                    |          |              |      |      |      |      |      |                  |      |      |      |      |      |      |  |           |                           |                     |                    |                     |               |                   |                   |     |          |   |    |  |                         |                              |                 |  |  |  |  |  |  |  |  |  |  |  |  |  |  |  |  |  |  |  |  |  |  |  |  |  |
| CAN H           | CAN L  | CAN H  | CAN L  | CAN H  | CAN L  | CAN L | OUT +                     | OUT +                   | OUT + | OUT -              | OUT -                  | OUT -     | OUT -      | OUT -            | OUT -        | OUT -               | OUT -                 | OUT -              | OUT -               | OUT +                  | IN -           | IN -               | IN -     | IN -         | IN - | IN - | IN - | IN - | IN - | IN -             | IN - | IN - | IN - | IN - | IN - | IN - |  |           |                           |                     |                    |                     |               |                   |                   |     |          |   |    |  |                         |                              |                 |  |  |  |  |  |  |  |  |  |  |  |  |  |  |  |  |  |  |  |  |  |  |  |  |  |
| CAN1-H          | CAN1-L | CAN2-H | CAN2-L | CAN3-H | CAN3-L |       | Alternative blink control | Alt. contr. centr. lock |       | Driver door sensor | Passengers door sensor | Trunk lid | Hood sense | Original alarm++ | Arming state | Lock factory remote | Unlock factory remote | Any button pressed | Handbrake / Parking | Speed 10kmph           | Engine running | Engine speed (RPM) | Ignition | Key inserted |      |      |      |      |      |                  |      |      |      |      |      |      |  | Footbrake | Drivers door opening sim. | Turn off the engine | Turn on the engine | Turn signal control | Trunk release | Opening all doors | Closing all doors | GND | PWR +12V |   |    |  | Contr. of factory alarm | Contr.c.lock. when ign.is on | Comfort closure |  |  |  |  |  |  |  |  |  |  |  |  |  |  |  |  |  |  |  |  |  |  |  |  |  |
| 1               | 2      | 3      | 4      | 5      | 6      | 7     | 8                         |                         |       | 1                  | 2                      | 3         | 4          | 5                | 6            | 7                   | 8                     | 9                  | 10                  | 11                     | 12             | 13                 | 14       | 15           |      |      |      |      |      |                  |      |      |      |      |      |      |  |           |                           | 1                   | 2                  | 3                   | 4             | 5                 | 6                 | 7   | 8        | 9 | 10 |  |                         |                              |                 |  |  |  |  |  |  |  |  |  |  |  |  |  |  |  |  |  |  |  |  |  |  |  |  |  |

Attention:

| CITROEN C1      |        |        |        |        |        |       |                           |                         |       | year: 2014 →       |                        |           |            |                  |              |                     |                       |                    |                     | program №: 12312 |                |                    |          |              |      |      |      |      |      | from: 2018-04-23 |      |      |      |      |      |      |  |           |                           |                     |                    |                     |               |                   |                   |     |          |   |    |  |                         |                              |                 |  |  |  |  |  |  |  |  |  |  |  |  |  |  |  |  |  |  |  |  |  |  |  |  |  |
|-----------------|--------|--------|--------|--------|--------|-------|---------------------------|-------------------------|-------|--------------------|------------------------|-----------|------------|------------------|--------------|---------------------|-----------------------|--------------------|---------------------|------------------|----------------|--------------------|----------|--------------|------|------|------|------|------|------------------|------|------|------|------|------|------|--|-----------|---------------------------|---------------------|--------------------|---------------------|---------------|-------------------|-------------------|-----|----------|---|----|--|-------------------------|------------------------------|-----------------|--|--|--|--|--|--|--|--|--|--|--|--|--|--|--|--|--|--|--|--|--|--|--|--|--|
| connector 8 pin |        |        |        |        |        |       |                           |                         |       | connector 15 pin   |                        |           |            |                  |              |                     |                       |                    |                     | connector 10 pin |                |                    |          |              |      |      |      |      |      |                  |      |      |      |      |      |      |  |           |                           |                     |                    |                     |               |                   |                   |     |          |   |    |  |                         |                              |                 |  |  |  |  |  |  |  |  |  |  |  |  |  |  |  |  |  |  |  |  |  |  |  |  |  |
| CAN H           | CAN L  | CAN H  | CAN L  | CAN H  | CAN L  | CAN L | OUT +                     | OUT +                   | OUT + | OUT -              | OUT -                  | OUT -     | OUT -      | OUT -            | OUT -        | OUT -               | OUT -                 | OUT -              | OUT -               | OUT +            | IN -           | IN -               | IN -     | IN -         | IN - | IN - | IN - | IN - | IN - | IN -             | IN - | IN - | IN - | IN - | IN - | IN - |  |           |                           |                     |                    |                     |               |                   |                   |     |          |   |    |  |                         |                              |                 |  |  |  |  |  |  |  |  |  |  |  |  |  |  |  |  |  |  |  |  |  |  |  |  |  |
| CAN1-H          | CAN1-L | CAN2-H | CAN2-L | CAN3-H | CAN3-L |       | Alternative blink control | Alt. contr. centr. lock |       | Driver door sensor | Passengers door sensor | Trunk lid | Hood sense | Original alarm++ | Arming state | Lock factory remote | Unlock factory remote | Any button pressed | Handbrake / Parking | Speed 10kmph     | Engine running | Engine speed (RPM) | Ignition | Key inserted |      |      |      |      |      |                  |      |      |      |      |      |      |  | Footbrake | Drivers door opening sim. | Turn off the engine | Turn on the engine | Turn signal control | Trunk release | Opening all doors | Closing all doors | GND | PWR +12V |   |    |  | Contr. of factory alarm | Contr.c.lock. when ign.is on | Comfort closure |  |  |  |  |  |  |  |  |  |  |  |  |  |  |  |  |  |  |  |  |  |  |  |  |  |
| 1               | 2      | 3      | 4      | 5      | 6      | 7     | 8                         |                         |       | 1                  | 2                      | 3         | 4          | 5                | 6            | 7                   | 8                     | 9                  | 10                  | 11               | 12             | 13                 | 14       | 15           |      |      |      |      |      |                  |      |      |      |      |      |      |  |           |                           | 1                   | 2                  | 3                   | 4             | 5                 | 6                 | 7   | 8        | 9 | 10 |  |                         |                              |                 |  |  |  |  |  |  |  |  |  |  |  |  |  |  |  |  |  |  |  |  |  |  |  |  |  |

Attention:

| CITROEN C2      |        |        |        |        |        |       |                           |                         |       | year: 2006 →       |                        |           |            |                  |              |                     |                       |                    |                     | (with factory alarm) |                |                    |          |              |      |      |      |      |      | program №: 11143 |      |      |      |      |      |      |      |           |                           | from: 2017-09-01    |                    |                     |               |                   |                   |     |          |   |    |  |                         |                              |                 |  |  |  |  |  |  |  |  |  |  |  |  |  |  |  |  |  |  |  |  |  |  |  |  |  |
|-----------------|--------|--------|--------|--------|--------|-------|---------------------------|-------------------------|-------|--------------------|------------------------|-----------|------------|------------------|--------------|---------------------|-----------------------|--------------------|---------------------|----------------------|----------------|--------------------|----------|--------------|------|------|------|------|------|------------------|------|------|------|------|------|------|------|-----------|---------------------------|---------------------|--------------------|---------------------|---------------|-------------------|-------------------|-----|----------|---|----|--|-------------------------|------------------------------|-----------------|--|--|--|--|--|--|--|--|--|--|--|--|--|--|--|--|--|--|--|--|--|--|--|--|--|
| connector 8 pin |        |        |        |        |        |       |                           |                         |       | connector 15 pin   |                        |           |            |                  |              |                     |                       |                    |                     | connector 10 pin     |                |                    |          |              |      |      |      |      |      |                  |      |      |      |      |      |      |      |           |                           |                     |                    |                     |               |                   |                   |     |          |   |    |  |                         |                              |                 |  |  |  |  |  |  |  |  |  |  |  |  |  |  |  |  |  |  |  |  |  |  |  |  |  |
| CAN H           | CAN L  | CAN H  | CAN L  | CAN H  | CAN L  | CAN L | OUT +                     | OUT +                   | OUT + | OUT -              | OUT -                  | OUT -     | OUT -      | OUT -            | OUT -        | OUT -               | OUT -                 | OUT -              | OUT -               | OUT +                | IN -           | IN -               | IN -     | IN -         | IN - | IN - | IN - | IN - | IN - | IN -             | IN - | IN - | IN - | IN - | IN - | IN - | IN - |           |                           |                     |                    |                     |               |                   |                   |     |          |   |    |  |                         |                              |                 |  |  |  |  |  |  |  |  |  |  |  |  |  |  |  |  |  |  |  |  |  |  |  |  |  |
| CAN1-H          | CAN1-L | CAN2-H | CAN2-L | CAN3-H | CAN3-L |       | Alternative blink control | Alt. contr. centr. lock |       | Driver door sensor | Passengers door sensor | Trunk lid | Hood sense | Original alarm++ | Arming state | Lock factory remote | Unlock factory remote | Any button pressed | Handbrake / Parking | Speed 10kmph         | Engine running | Engine speed (RPM) | Ignition | Key inserted |      |      |      |      |      |                  |      |      |      |      |      |      |      | Footbrake | Drivers door opening sim. | Turn off the engine | Turn on the engine | Turn signal control | Trunk release | Opening all doors | Closing all doors | GND | PWR +12V |   |    |  | Contr. of factory alarm | Contr.c.lock. when ign.is on | Comfort closure |  |  |  |  |  |  |  |  |  |  |  |  |  |  |  |  |  |  |  |  |  |  |  |  |  |
| 1               | 2      | 3      | 4      | 5      | 6      | 7     | 8                         |                         |       | 1                  | 2                      | 3         | 4          | 5                | 6            | 7                   | 8                     | 9                  | 10                  | 11                   | 12             | 13                 | 14       | 15           |      |      |      |      |      |                  |      |      |      |      |      |      |      |           |                           | 1                   | 2                  | 3                   | 4             | 5                 | 6                 | 7   | 8        | 9 | 10 |  |                         |                              |                 |  |  |  |  |  |  |  |  |  |  |  |  |  |  |  |  |  |  |  |  |  |  |  |  |  |

Attention:

Switches

| CITROEN C2      |        |        |        |        |        |       |                           |                         |                    | year: 2006 →           | (without factory alarm) | program N°: 11193 | from: 2017-09-01 |              |                     |                       |                    |                     |              |                |                    |          |              |           |                           |                     |                    |                     |               |                   |                   |     |          |                         |                              |                 |    |   |
|-----------------|--------|--------|--------|--------|--------|-------|---------------------------|-------------------------|--------------------|------------------------|-------------------------|-------------------|------------------|--------------|---------------------|-----------------------|--------------------|---------------------|--------------|----------------|--------------------|----------|--------------|-----------|---------------------------|---------------------|--------------------|---------------------|---------------|-------------------|-------------------|-----|----------|-------------------------|------------------------------|-----------------|----|---|
| connector 8 pin |        |        |        |        |        |       |                           | connector 15 pin        |                    |                        |                         |                   |                  |              | connector 10 pin    |                       |                    |                     |              |                |                    |          |              |           |                           |                     |                    |                     |               |                   |                   |     |          |                         |                              |                 |    |   |
| CAN H           | CAN L  | CAN H  | CAN L  | CAN H  | CAN L  | OUT + | OUT -                     | OUT                     | OUT                | OUT                    | OUT                     | OUT               | OUT              | OUT          | OUT                 | OUT                   | IN                 | IN                  | IN           | IN             | IN                 | IN       |              |           |                           |                     |                    |                     |               |                   |                   |     |          |                         |                              |                 |    |   |
| CAN1-H          | CAN1-L | CAN2-H | CAN2-L | CAN3-H | CAN3-L | -     | Alternative blink control | Alt. centr. centr. lock | Driver door sensor | Passengers door sensor | Trunk lid               | Hood sense        | Original alarm++ | Arming state | Lock factory remote | Unlock factory remote | Any button pressed | Handbrake / Parking | Speed 10kmph | Engine running | Engine speed (RPM) | Ignition | Key inserted | Footbrake | Drivers door opening sim. | Turn off the engine | Turn on the engine | Turn signal control | Trunk release | Opening all doors | Closing all doors | GND | PWR +12V | Contr. of factory alarm | Contr.c.lock. when ign.is on | Comfort closure |    |   |
| 1               | 2      | 3      | 4      | 5      | 6      | 7     | 8                         | 9                       | 10                 | 11                     | 12                      | 13                | 14               | 15           | 16                  | 17                    | 18                 | 19                  | 20           | 21             | 22                 | 23       | 24           | 25        | 26                        | 27                  | 28                 | 29                  | 30            | 31                | 32                | 33  | 34       | 35                      | 36                           | 37              | 38 |   |
| +               | +      | +      | +      | +      | +      | +     | +                         | +                       | +                  | +                      | +                       | +                 | +                | +            | +                   | +                     | +                  | +                   | +            | +              | +                  | +        | +            | +         | +                         | +                   | +                  | +                   | +             | +                 | +                 | +   | +        | +                       | +                            | +               | +  | + |

Attention:

Switches

| CITROEN C3      |        |        |        |        |        |       |                           |                         |                    | year: 2016 →           | with and without Keyless System (with factory alarm) | program N°: 13164 | from: 2023-01-12 |              |                     |                       |                    |                     |              |                |                    |          |              |           |                           |                     |                    |                     |               |                   |                   |     |          |                         |                              |                 |    |   |   |   |
|-----------------|--------|--------|--------|--------|--------|-------|---------------------------|-------------------------|--------------------|------------------------|------------------------------------------------------|-------------------|------------------|--------------|---------------------|-----------------------|--------------------|---------------------|--------------|----------------|--------------------|----------|--------------|-----------|---------------------------|---------------------|--------------------|---------------------|---------------|-------------------|-------------------|-----|----------|-------------------------|------------------------------|-----------------|----|---|---|---|
| connector 8 pin |        |        |        |        |        |       |                           | connector 15 pin        |                    |                        |                                                      |                   |                  |              | connector 10 pin    |                       |                    |                     |              |                |                    |          |              |           |                           |                     |                    |                     |               |                   |                   |     |          |                         |                              |                 |    |   |   |   |
| CAN H           | CAN L  | CAN H  | CAN L  | CAN H  | CAN L  | OUT + | OUT -                     | OUT                     | OUT                | OUT                    | OUT                                                  | OUT               | OUT              | OUT          | OUT                 | OUT                   | IN                 | IN                  | IN           | IN             | IN                 | IN       | IN           | IN        | IN                        | IN                  | IN                 | IN                  | IN            | IN                | IN                | IN  | IN       | IN                      | IN                           | IN              |    |   |   |   |
| CAN1-H          | CAN1-L | CAN2-H | CAN2-L | CAN3-H | CAN3-L | -     | Alternative blink control | Alt. centr. centr. lock | Driver door sensor | Passengers door sensor | Trunk lid                                            | Hood sense        | Original alarm++ | Arming state | Lock factory remote | Unlock factory remote | Any button pressed | Handbrake / Parking | Speed 10kmph | Engine running | Engine speed (RPM) | Ignition | Key inserted | Footbrake | Drivers door opening sim. | Turn off the engine | Turn on the engine | Turn signal control | Trunk release | Opening all doors | Closing all doors | GND | PWR +12V | Contr. of factory alarm | Contr.c.lock. when ign.is on | Comfort closure |    |   |   |   |
| 1               | 2      | 3      | 4      | 5      | 6      | 7     | 8                         | 9                       | 10                 | 11                     | 12                                                   | 13                | 14               | 15           | 16                  | 17                    | 18                 | 19                  | 20           | 21             | 22                 | 23       | 24           | 25        | 26                        | 27                  | 28                 | 29                  | 30            | 31                | 32                | 33  | 34       | 35                      | 36                           | 37              | 38 |   |   |   |
| +               | +      | +      | +      | +      | +      | +     | +                         | +                       | +                  | +                      | +                                                    | +                 | +                | +            | +                   | +                     | +                  | +                   | +            | +              | +                  | +        | +            | +         | +                         | +                   | +                  | +                   | +             | +                 | +                 | +   | +        | +                       | +                            | +               | +  | + | + | + |

Attention:

Switches

| CITROEN C3      |        |        |        |        |        |       |                           |                         |                    | year: 2010 →           | (with factory alarm) | program N°: 11143 | from: 2020-03-24 |              |                     |                       |                    |                     |              |                |                    |          |              |           |                           |                     |                    |                     |               |                   |                   |     |          |                         |                              |                 |    |   |   |   |
|-----------------|--------|--------|--------|--------|--------|-------|---------------------------|-------------------------|--------------------|------------------------|----------------------|-------------------|------------------|--------------|---------------------|-----------------------|--------------------|---------------------|--------------|----------------|--------------------|----------|--------------|-----------|---------------------------|---------------------|--------------------|---------------------|---------------|-------------------|-------------------|-----|----------|-------------------------|------------------------------|-----------------|----|---|---|---|
| connector 8 pin |        |        |        |        |        |       |                           | connector 15 pin        |                    |                        |                      |                   |                  |              | connector 10 pin    |                       |                    |                     |              |                |                    |          |              |           |                           |                     |                    |                     |               |                   |                   |     |          |                         |                              |                 |    |   |   |   |
| CAN H           | CAN L  | CAN H  | CAN L  | CAN H  | CAN L  | OUT + | OUT -                     | OUT                     | OUT                | OUT                    | OUT                  | OUT               | OUT              | OUT          | OUT                 | OUT                   | IN                 | IN                  | IN           | IN             | IN                 | IN       | IN           | IN        | IN                        | IN                  | IN                 | IN                  | IN            | IN                | IN                | IN  | IN       | IN                      | IN                           | IN              |    |   |   |   |
| CAN1-H          | CAN1-L | CAN2-H | CAN2-L | CAN3-H | CAN3-L | -     | Alternative blink control | Alt. centr. centr. lock | Driver door sensor | Passengers door sensor | Trunk lid            | Hood sense        | Original alarm++ | Arming state | Lock factory remote | Unlock factory remote | Any button pressed | Handbrake / Parking | Speed 10kmph | Engine running | Engine speed (RPM) | Ignition | Key inserted | Footbrake | Drivers door opening sim. | Turn off the engine | Turn on the engine | Turn signal control | Trunk release | Opening all doors | Closing all doors | GND | PWR +12V | Contr. of factory alarm | Contr.c.lock. when ign.is on | Comfort closure |    |   |   |   |
| 1               | 2      | 3      | 4      | 5      | 6      | 7     | 8                         | 9                       | 10                 | 11                     | 12                   | 13                | 14               | 15           | 16                  | 17                    | 18                 | 19                  | 20           | 21             | 22                 | 23       | 24           | 25        | 26                        | 27                  | 28                 | 29                  | 30            | 31                | 32                | 33  | 34       | 35                      | 36                           | 37              | 38 |   |   |   |
| +               | +      | +      | +      | +      | +      | +     | +                         | +                       | +                  | +                      | +                    | +                 | +                | +            | +                   | +                     | +                  | +                   | +            | +              | +                  | +        | +            | +         | +                         | +                   | +                  | +                   | +             | +                 | +                 | +   | +        | +                       | +                            | +               | +  | + | + | + |

Attention:

Switches

| CITROEN C3      |        |        |        |        |        |       |                           |                         |                    | year: 2010 →           | (without factory alarm) | program N°: 11193 | from: 2020-03-24 |              |                     |                       |                    |                     |              |                |                    |          |              |           |                           |                     |                    |                     |               |                   |                   |     |          |                         |                              |                 |    |   |   |   |
|-----------------|--------|--------|--------|--------|--------|-------|---------------------------|-------------------------|--------------------|------------------------|-------------------------|-------------------|------------------|--------------|---------------------|-----------------------|--------------------|---------------------|--------------|----------------|--------------------|----------|--------------|-----------|---------------------------|---------------------|--------------------|---------------------|---------------|-------------------|-------------------|-----|----------|-------------------------|------------------------------|-----------------|----|---|---|---|
| connector 8 pin |        |        |        |        |        |       |                           | connector 15 pin        |                    |                        |                         |                   |                  |              | connector 10 pin    |                       |                    |                     |              |                |                    |          |              |           |                           |                     |                    |                     |               |                   |                   |     |          |                         |                              |                 |    |   |   |   |
| CAN H           | CAN L  | CAN H  | CAN L  | CAN H  | CAN L  | OUT + | OUT -                     | OUT                     | OUT                | OUT                    | OUT                     | OUT               | OUT              | OUT          | OUT                 | OUT                   | IN                 | IN                  | IN           | IN             | IN                 | IN       | IN           | IN        | IN                        | IN                  | IN                 | IN                  | IN            | IN                | IN                | IN  | IN       | IN                      | IN                           | IN              | IN |   |   |   |
| CAN1-H          | CAN1-L | CAN2-H | CAN2-L | CAN3-H | CAN3-L | -     | Alternative blink control | Alt. centr. centr. lock | Driver door sensor | Passengers door sensor | Trunk lid               | Hood sense        | Original alarm++ | Arming state | Lock factory remote | Unlock factory remote | Any button pressed | Handbrake / Parking | Speed 10kmph | Engine running | Engine speed (RPM) | Ignition | Key inserted | Footbrake | Drivers door opening sim. | Turn off the engine | Turn on the engine | Turn signal control | Trunk release | Opening all doors | Closing all doors | GND | PWR +12V | Contr. of factory alarm | Contr.c.lock. when ign.is on | Comfort closure |    |   |   |   |
| 1               | 2      | 3      | 4      | 5      | 6      | 7     | 8                         | 9                       | 10                 | 11                     | 12                      | 13                | 14               | 15           | 16                  | 17                    | 18                 | 19                  | 20           | 21             | 22                 | 23       | 24           | 25        | 26                        | 27                  | 28                 | 29                  | 30            | 31                | 32                | 33  | 34       | 35                      | 36                           | 37              | 38 |   |   |   |
| +               | +      | +      | +      | +      | +      | +     | +                         | +                       | +                  | +                      | +                       | +                 | +                | +            | +                   | +                     | +                  | +                   | +            | +              | +                  | +        | +            | +         | +                         | +                   | +                  | +                   | +             | +                 | +                 | +   | +        | +                       | +                            | +               | +  | + | + | + |

Attention:

Switches

| CITROEN C3      |        |        |        |        |        |       |                           |                         |                    | year: 2006 →           | (with factory alarm) | program N°: 11143 | from: 2017-09-01 |              |                     |                       |                    |                     |              |                |                    |          |              |           |                           |                     |                    |                     |               |                   |                   |     |          |                         |                              |                 |    |   |   |   |
|-----------------|--------|--------|--------|--------|--------|-------|---------------------------|-------------------------|--------------------|------------------------|----------------------|-------------------|------------------|--------------|---------------------|-----------------------|--------------------|---------------------|--------------|----------------|--------------------|----------|--------------|-----------|---------------------------|---------------------|--------------------|---------------------|---------------|-------------------|-------------------|-----|----------|-------------------------|------------------------------|-----------------|----|---|---|---|
| connector 8 pin |        |        |        |        |        |       |                           | connector 15 pin        |                    |                        |                      |                   |                  |              | connector 10 pin    |                       |                    |                     |              |                |                    |          |              |           |                           |                     |                    |                     |               |                   |                   |     |          |                         |                              |                 |    |   |   |   |
| CAN H           | CAN L  | CAN H  | CAN L  | CAN H  | CAN L  | OUT + | OUT -                     | OUT                     | OUT                | OUT                    | OUT                  | OUT               | OUT              | OUT          | OUT                 | OUT                   | IN                 | IN                  | IN           | IN             | IN                 | IN       | IN           | IN        | IN                        | IN                  | IN                 | IN                  | IN            | IN                | IN                | IN  | IN       | IN                      | IN                           | IN              | IN |   |   |   |
| CAN1-H          | CAN1-L | CAN2-H | CAN2-L | CAN3-H | CAN3-L | -     | Alternative blink control | Alt. centr. centr. lock | Driver door sensor | Passengers door sensor | Trunk lid            | Hood sense        | Original alarm++ | Arming state | Lock factory remote | Unlock factory remote | Any button pressed | Handbrake / Parking | Speed 10kmph | Engine running | Engine speed (RPM) | Ignition | Key inserted | Footbrake | Drivers door opening sim. | Turn off the engine | Turn on the engine | Turn signal control | Trunk release | Opening all doors | Closing all doors | GND | PWR +12V | Contr. of factory alarm | Contr.c.lock. when ign.is on | Comfort closure |    |   |   |   |
| 1               | 2      | 3      | 4      | 5      | 6      | 7     | 8                         | 9                       | 10                 | 11                     | 12                   | 13                | 14               | 15           | 16                  | 17                    | 18                 | 19                  | 20           | 21             | 22                 | 23       | 24           | 25        | 26                        | 27                  | 28                 | 29                  | 30            | 31                | 32                | 33  | 34       | 35                      | 36                           | 37              | 38 |   |   |   |
| +               | +      | +      | +      | +      | +      | +     | +                         | +                       | +                  | +                      | +                    | +                 | +                | +            | +                   | +                     | +                  | +                   | +            | +              | +                  | +        | +            | +         | +                         | +                   | +                  | +                   | +             | +                 | +                 | +   | +        | +                       | +                            | +               | +  | + | + | + |

Attention:

Switches





| CITROEN C4          |        |        |        |        |        |       |       |                    | year: 2011 →           |           |            |                  |              |                     |                       | program No: 11298                                       |                     |              |                |                    |          |              |           |                           |                     | from: 2020-03-24   |                     |               |                   |                   |     |          |                         |                              |                 |  |  |  |
|---------------------|--------|--------|--------|--------|--------|-------|-------|--------------------|------------------------|-----------|------------|------------------|--------------|---------------------|-----------------------|---------------------------------------------------------|---------------------|--------------|----------------|--------------------|----------|--------------|-----------|---------------------------|---------------------|--------------------|---------------------|---------------|-------------------|-------------------|-----|----------|-------------------------|------------------------------|-----------------|--|--|--|
| connector 8 pin     |        |        |        |        |        |       |       | connector 15 pin   |                        |           |            |                  |              |                     |                       | connector 10 pin                                        |                     |              |                |                    |          |              |           |                           |                     |                    |                     |               |                   |                   |     |          |                         |                              |                 |  |  |  |
| CAN H               | CAN L  | CAN H  | CAN L  | CAN H  | CAN L  | OUT + | OUT - | OUT                | OUT                    | OUT       | OUT        | OUT              | OUT          | OUT                 | OUT                   | OUT                                                     | OUT                 | OUT          | OUT            | OUT                | OUT      | OUT          | OUT       | IN                        | IN                  | IN                 | IN                  | IN            | IN                | IN                | IN  | IN       | IN                      | IN                           | IN              |  |  |  |
| CAN1-H              | CAN1-L | CAN2-H | CAN2-L | CAN3-H | CAN3-L |       |       | Driver door sensor | Passengers door sensor | Trunk lid | Hood sense | Original alarm++ | Arming state | Lock factory remote | Unlock factory remote | Any button pressed                                      | Handbrake / Parking | Speed 10kmph | Engine running | Engine speed (RPM) | Ignition | Key inserted | Footbrake | Drivers door opening sim. | Turn off the engine | Turn on the engine | Turn signal control | Trunk release | Opening all doors | Closing all doors | GND | PWR +12V | Contr. of factory alarm | Contr.c.lock. when ign.is on | Comfort closure |  |  |  |
| 1                   | 2      | 3      | 4      | 5      | 6      |       | 8     | 1                  | 2                      | 3         | 4          | 5                | 6            | 7                   | 8                     | 9                                                       | 10                  | 11           | 12             | 13                 | 14       | 15           | 1         | 2                         | 3                   | 4                  | 5                   | 6             | 7                 | 8                 | 9   | 10       |                         |                              |                 |  |  |  |
| +                   | +      | +      | +      | +      | +      |       | +     | +                  | +                      | +         | +          | +                | +            | +                   | +                     | +                                                       | +                   | +            | +              | +                  | +        | +            | +         | +                         | +                   | +                  | +                   | +             | +                 | +                 | +   | +        | +                       | +                            | +               |  |  |  |
| Attention:          |        |        |        |        |        |       |       |                    |                        |           |            |                  |              |                     |                       |                                                         |                     |              |                |                    |          |              |           |                           |                     |                    |                     |               |                   |                   |     |          |                         |                              |                 |  |  |  |
| Switches            |        |        |        |        |        |       |       |                    |                        |           |            |                  |              |                     |                       |                                                         |                     |              |                |                    |          |              |           |                           |                     |                    |                     |               |                   |                   |     |          |                         |                              |                 |  |  |  |
| CITROEN C4          |        |        |        |        |        |       |       |                    | year: 2007 →           |           |            |                  |              |                     |                       | (with factory alarm)                                    |                     |              |                |                    |          |              |           |                           |                     | program No: 11143  |                     |               | from: 2020-03-24  |                   |     |          |                         |                              |                 |  |  |  |
| connector 8 pin     |        |        |        |        |        |       |       | connector 15 pin   |                        |           |            |                  |              |                     |                       | connector 10 pin                                        |                     |              |                |                    |          |              |           |                           |                     |                    |                     |               |                   |                   |     |          |                         |                              |                 |  |  |  |
| CAN H               | CAN L  | CAN H  | CAN L  | CAN H  | CAN L  | OUT + | OUT - | OUT                | OUT                    | OUT       | OUT        | OUT              | OUT          | OUT                 | OUT                   | OUT                                                     | OUT                 | OUT          | OUT            | OUT                | OUT      | OUT          | IN        | IN                        | IN                  | IN                 | IN                  | IN            | IN                | IN                | IN  | IN       |                         |                              |                 |  |  |  |
| CAN1-H              | CAN1-L | CAN2-H | CAN2-L | CAN3-H | CAN3-L |       |       | Driver door sensor | Passengers door sensor | Trunk lid | Hood sense | Original alarm++ | Arming state | Lock factory remote | Unlock factory remote | Any button pressed                                      | Handbrake / Parking | Speed 10kmph | Engine running | Engine speed (RPM) | Ignition | Key inserted | Footbrake | Drivers door opening sim. | Turn off the engine | Turn on the engine | Turn signal control | Trunk release | Opening all doors | Closing all doors | GND | PWR +12V | Contr. of factory alarm | Contr.c.lock. when ign.is on | Comfort closure |  |  |  |
| 1                   | 2      | 3      | 4      | 5      | 6      |       | 8     | 1                  | 2                      | 3         | 4          | 5                | 6            | 7                   | 8                     | 9                                                       | 10                  | 11           | 12             | 13                 | 14       | 15           | 1         | 2                         | 3                   | 4                  | 5                   | 6             | 7                 | 8                 | 9   | 10       |                         |                              |                 |  |  |  |
| +                   | +      | +      | +      | +      | +      |       | +     | +                  | +                      | +         | +          | +                | +            | +                   | +                     | +                                                       | +                   | +            | +              | +                  | +        | +            | +         | +                         | +                   | +                  | +                   | +             | +                 | +                 | +   | +        | +                       | +                            | +               |  |  |  |
| Attention:          |        |        |        |        |        |       |       |                    |                        |           |            |                  |              |                     |                       |                                                         |                     |              |                |                    |          |              |           |                           |                     |                    |                     |               |                   |                   |     |          |                         |                              |                 |  |  |  |
| Switches            |        |        |        |        |        |       |       |                    |                        |           |            |                  |              |                     |                       |                                                         |                     |              |                |                    |          |              |           |                           |                     |                    |                     |               |                   |                   |     |          |                         |                              |                 |  |  |  |
| CITROEN C4          |        |        |        |        |        |       |       |                    | year: 2007 →           |           |            |                  |              |                     |                       | (without factory alarm)                                 |                     |              |                |                    |          |              |           |                           |                     | program No: 11193  |                     |               | from: 2020-03-24  |                   |     |          |                         |                              |                 |  |  |  |
| connector 8 pin     |        |        |        |        |        |       |       | connector 15 pin   |                        |           |            |                  |              |                     |                       | connector 10 pin                                        |                     |              |                |                    |          |              |           |                           |                     |                    |                     |               |                   |                   |     |          |                         |                              |                 |  |  |  |
| CAN H               | CAN L  | CAN H  | CAN L  | CAN H  | CAN L  | OUT + | OUT - | OUT                | OUT                    | OUT       | OUT        | OUT              | OUT          | OUT                 | OUT                   | OUT                                                     | OUT                 | OUT          | OUT            | OUT                | OUT      | OUT          | IN        | IN                        | IN                  | IN                 | IN                  | IN            | IN                | IN                | IN  | IN       |                         |                              |                 |  |  |  |
| CAN1-H              | CAN1-L | CAN2-H | CAN2-L | CAN3-H | CAN3-L |       |       | Driver door sensor | Passengers door sensor | Trunk lid | Hood sense | Original alarm++ | Arming state | Lock factory remote | Unlock factory remote | Any button pressed                                      | Handbrake / Parking | Speed 10kmph | Engine running | Engine speed (RPM) | Ignition | Key inserted | Footbrake | Drivers door opening sim. | Turn off the engine | Turn on the engine | Turn signal control | Trunk release | Opening all doors | Closing all doors | GND | PWR +12V | Contr. of factory alarm | Contr.c.lock. when ign.is on | Comfort closure |  |  |  |
| 1                   | 2      | 3      | 4      | 5      | 6      |       | 8     | 1                  | 2                      | 3         | 4          | 5                | 6            | 7                   | 8                     | 9                                                       | 10                  | 11           | 12             | 13                 | 14       | 15           | 1         | 2                         | 3                   | 4                  | 5                   | 6             | 7                 | 8                 | 9   | 10       |                         |                              |                 |  |  |  |
| +                   | +      | +      | +      | +      | +      |       | +     | +                  | +                      | +         | +          | +                | +            | +                   | +                     | +                                                       | +                   | +            | +              | +                  | +        | +            | +         | +                         | +                   | +                  | +                   | +             | +                 | +                 | +   | +        | +                       | +                            | +               |  |  |  |
| Attention:          |        |        |        |        |        |       |       |                    |                        |           |            |                  |              |                     |                       |                                                         |                     |              |                |                    |          |              |           |                           |                     |                    |                     |               |                   |                   |     |          |                         |                              |                 |  |  |  |
| Switches            |        |        |        |        |        |       |       |                    |                        |           |            |                  |              |                     |                       |                                                         |                     |              |                |                    |          |              |           |                           |                     |                    |                     |               |                   |                   |     |          |                         |                              |                 |  |  |  |
| CITROEN C4 AIRCROSS |        |        |        |        |        |       |       |                    | year: 2013 →           |           |            |                  |              |                     |                       | with and without Keyless System                         |                     |              |                |                    |          |              |           |                           |                     | program No: 11451  |                     |               | from: 2017-09-01  |                   |     |          |                         |                              |                 |  |  |  |
| connector 8 pin     |        |        |        |        |        |       |       | connector 15 pin   |                        |           |            |                  |              |                     |                       | connector 10 pin                                        |                     |              |                |                    |          |              |           |                           |                     |                    |                     |               |                   |                   |     |          |                         |                              |                 |  |  |  |
| CAN H               | CAN L  | CAN H  | CAN L  | CAN H  | CAN L  | OUT + | OUT - | OUT                | OUT                    | OUT       | OUT        | OUT              | OUT          | OUT                 | OUT                   | OUT                                                     | OUT                 | OUT          | OUT            | OUT                | OUT      | OUT          | IN        | IN                        | IN                  | IN                 | IN                  | IN            | IN                | IN                | IN  | IN       |                         |                              |                 |  |  |  |
| CAN1-H              | CAN1-L | CAN2-H | CAN2-L | CAN3-H | CAN3-L |       |       | Driver door sensor | Passengers door sensor | Trunk lid | Hood sense | Original alarm++ | Arming state | Lock factory remote | Unlock factory remote | Any button pressed                                      | Handbrake / Parking | Speed 10kmph | Engine running | Engine speed (RPM) | Ignition | Key inserted | Footbrake | Drivers door opening sim. | Turn off the engine | Turn on the engine | Turn signal control | Trunk release | Opening all doors | Closing all doors | GND | PWR +12V | Contr. of factory alarm | Contr.c.lock. when ign.is on | Comfort closure |  |  |  |
| 1                   | 2      | 3      | 4      | 5      | 6      |       | 8     | 1                  | 2                      | 3         | 4          | 5                | 6            | 7                   | 8                     | 9                                                       | 10                  | 11           | 12             | 13                 | 14       | 15           | 1         | 2                         | 3                   | 4                  | 5                   | 6             | 7                 | 8                 | 9   | 10       |                         |                              |                 |  |  |  |
| +                   | +      | +      | +      | +      | +      |       | +     | +                  | +                      | +         | +          | +                | +            | +                   | +                     | +                                                       | +                   | +            | +              | +                  | +        | +            | +         | +                         | +                   | +                  | +                   | +             | +                 | +                 | +   | +        | +                       | +                            | +               |  |  |  |
| Attention:          |        |        |        |        |        |       |       |                    |                        |           |            |                  |              |                     |                       |                                                         |                     |              |                |                    |          |              |           |                           |                     |                    |                     |               |                   |                   |     |          |                         |                              |                 |  |  |  |
| Switches            |        |        |        |        |        |       |       |                    |                        |           |            |                  |              |                     |                       |                                                         |                     |              |                |                    |          |              |           |                           |                     |                    |                     |               |                   |                   |     |          |                         |                              |                 |  |  |  |
| CITROEN C4 CACTUS   |        |        |        |        |        |       |       |                    | year: 2018 →           |           |            |                  |              |                     |                       | with and without Keyless System (without factory alarm) |                     |              |                |                    |          |              |           |                           |                     | program No: 13174  |                     |               | from: 2023-01-12  |                   |     |          |                         |                              |                 |  |  |  |
| connector 8 pin     |        |        |        |        |        |       |       | connector 15 pin   |                        |           |            |                  |              |                     |                       | connector 10 pin                                        |                     |              |                |                    |          |              |           |                           |                     |                    |                     |               |                   |                   |     |          |                         |                              |                 |  |  |  |
| CAN H               | CAN L  | CAN H  | CAN L  | CAN H  | CAN L  | OUT + | OUT - | OUT                | OUT                    | OUT       | OUT        | OUT              | OUT          | OUT                 | OUT                   | OUT                                                     | OUT                 | OUT          | OUT            | OUT                | OUT      | OUT          | IN        | IN                        | IN                  | IN                 | IN                  | IN            | IN                | IN                | IN  | IN       |                         |                              |                 |  |  |  |
| CAN1-H              | CAN1-L | CAN2-H | CAN2-L | CAN3-H | CAN3-L |       |       | Driver door sensor | Passengers door sensor | Trunk lid | Hood sense | Original alarm++ | Arming state | Lock factory remote | Unlock factory remote | Any button pressed                                      | Handbrake / Parking | Speed 10kmph | Engine running | Engine speed (RPM) | Ignition | Key inserted | Footbrake | Drivers door opening sim. | Turn off the engine | Turn on the engine | Turn signal control | Trunk release | Opening all doors | Closing all doors | GND | PWR +12V | Contr. of factory alarm | Contr.c.lock. when ign.is on | Comfort closure |  |  |  |
| 1                   | 2      | 3      | 4      | 5      | 6      |       | 8     | 1                  | 2                      | 3         | 4          | 5                | 6            | 7                   | 8                     | 9                                                       | 10                  | 11           | 12             | 13                 | 14       | 15           | 1         | 2                         | 3                   | 4                  | 5                   | 6             | 7                 | 8                 | 9   | 10       |                         |                              |                 |  |  |  |
| +                   | +      | +      | +      | +      | +      |       | +     | +                  | +                      | +         | +          | +                | +            | +                   | +                     | +                                                       | +                   | +            | +              | +                  | +        | +            | +         | +                         | +                   | +                  | +                   | +             | +                 | +                 | +   | +        | +                       | +                            | +               |  |  |  |
| Attention:          |        |        |        |        |        |       |       |                    |                        |           |            |                  |              |                     |                       |                                                         |                     |              |                |                    |          |              |           |                           |                     |                    |                     |               |                   |                   |     |          |                         |                              |                 |  |  |  |
| Switches            |        |        |        |        |        |       |       |                    |                        |           |            |                  |              |                     |                       |                                                         |                     |              |                |                    |          |              |           |                           |                     |                    |                     |               |                   |                   |     |          |                         |                              |                 |  |  |  |





| CITROEN C4 PICASSO |        |        |        |        |        |                           |                         |                    |                        | year: 2007 → (with factory alarm) |            |                  |              |                     |                       |                    |                     |              |                | program №: 11143   |          |              |           |                           |                     |                    |                     |               |                   | from: 2020-03-24  |     |          |                         |                               |                 |   |   |
|--------------------|--------|--------|--------|--------|--------|---------------------------|-------------------------|--------------------|------------------------|-----------------------------------|------------|------------------|--------------|---------------------|-----------------------|--------------------|---------------------|--------------|----------------|--------------------|----------|--------------|-----------|---------------------------|---------------------|--------------------|---------------------|---------------|-------------------|-------------------|-----|----------|-------------------------|-------------------------------|-----------------|---|---|
| connector 8 pin    |        |        |        |        |        | connector 15 pin          |                         |                    |                        |                                   |            | connector 10 pin |              |                     |                       |                    |                     |              |                |                    |          |              |           |                           |                     |                    |                     |               |                   |                   |     |          |                         |                               |                 |   |   |
| CAN H              | CAN L  | CAN H  | CAN L  | CAN H  | CAN L  | OUT +                     | OUT -                   | OUT +              | OUT -                  | OUT +                             | OUT -      | OUT +            | OUT -        | OUT +               | OUT -                 | OUT +              | OUT -               | OUT +        | OUT -          | OUT +              | OUT -    | OUT +        | OUT -     | OUT +                     | OUT -               | OUT +              | OUT -               |               |                   |                   |     |          |                         |                               |                 |   |   |
| CAN1-H             | CAN1-L | CAN2-H | CAN2-L | CAN3-H | CAN3-L | Alternative blink control | Alt. contr. centr. lock | Driver door sensor | Passengers door sensor | Trunk lid                         | Hood sense | Original alarm++ | Arming state | Lock factory remote | Unlock factory remote | Any button pressed | Handbrake / Parking | Speed 10kmph | Engine running | Engine speed (RPM) | Ignition | Key inserted | Footbrake | Drivers door opening sim. | Turn off the engine | Turn on the engine | Turn signal control | Trunk release | Opening all doors | Closing all doors | GND | PWR +12V | Contr. of factory alarm | Contr. c.lock. when ign.is on | Comfort closure |   |   |
| 1                  | 2      | 3      | 4      | 5      | 6      | 7                         | 8                       | 9                  | 10                     | 11                                | 12         | 13               | 14           | 15                  | 16                    | 17                 | 18                  | 19           | 20             | 21                 | 22       | 23           | 24        | 25                        | 26                  | 27                 | 28                  | 29            | 30                | 31                | 32  | 33       | 34                      | +                             | +               | + | + |

Attention:

Switches

| CITROEN C4 PICASSO |        |        |        |        |        |                           |                         |                    |                        | year: 2007 → (without factory alarm) |            |                  |              |                     |                       |                    |                     |              |                | program №: 11193   |          |              |           |                           |                     |                    |                     |               |                   | from: 2020-03-24  |       |          |                         |                               |                 |   |   |
|--------------------|--------|--------|--------|--------|--------|---------------------------|-------------------------|--------------------|------------------------|--------------------------------------|------------|------------------|--------------|---------------------|-----------------------|--------------------|---------------------|--------------|----------------|--------------------|----------|--------------|-----------|---------------------------|---------------------|--------------------|---------------------|---------------|-------------------|-------------------|-------|----------|-------------------------|-------------------------------|-----------------|---|---|
| connector 8 pin    |        |        |        |        |        | connector 15 pin          |                         |                    |                        |                                      |            | connector 10 pin |              |                     |                       |                    |                     |              |                |                    |          |              |           |                           |                     |                    |                     |               |                   |                   |       |          |                         |                               |                 |   |   |
| CAN H              | CAN L  | CAN H  | CAN L  | CAN H  | CAN L  | OUT +                     | OUT -                   | OUT +              | OUT -                  | OUT +                                | OUT -      | OUT +            | OUT -        | OUT +               | OUT -                 | OUT +              | OUT -               | OUT +        | OUT -          | OUT +              | OUT -    | OUT +        | OUT -     | OUT +                     | OUT -               | OUT +              | OUT -               | OUT +         | OUT -             | OUT +             | OUT - | OUT +    | OUT -                   | OUT +                         | OUT -           |   |   |
| CAN1-H             | CAN1-L | CAN2-H | CAN2-L | CAN3-H | CAN3-L | Alternative blink control | Alt. contr. centr. lock | Driver door sensor | Passengers door sensor | Trunk lid                            | Hood sense | Original alarm++ | Arming state | Lock factory remote | Unlock factory remote | Any button pressed | Handbrake / Parking | Speed 10kmph | Engine running | Engine speed (RPM) | Ignition | Key inserted | Footbrake | Drivers door opening sim. | Turn off the engine | Turn on the engine | Turn signal control | Trunk release | Opening all doors | Closing all doors | GND   | PWR +12V | Contr. of factory alarm | Contr. c.lock. when ign.is on | Comfort closure |   |   |
| 1                  | 2      | 3      | 4      | 5      | 6      | 7                         | 8                       | 9                  | 10                     | 11                                   | 12         | 13               | 14           | 15                  | 16                    | 17                 | 18                  | 19           | 20             | 21                 | 22       | 23           | 24        | 25                        | 26                  | 27                 | 28                  | 29            | 30                | 31                | 32    | 33       | 34                      | +                             | +               | + | + |

Attention:

Switches

| CITROEN C5      |        |        |        |        |        |                           |                         |                    |                        | year: 2011 → (with and without Keyless System (without factory alarm)) |            |                  |              |                     |                       |                    |                     |              |                | program №: 13451   |          |              |           |                           |                     |                    |                     |               |                   | from: 2020-10-27  |       |          |                         |                               |                 |   |   |
|-----------------|--------|--------|--------|--------|--------|---------------------------|-------------------------|--------------------|------------------------|------------------------------------------------------------------------|------------|------------------|--------------|---------------------|-----------------------|--------------------|---------------------|--------------|----------------|--------------------|----------|--------------|-----------|---------------------------|---------------------|--------------------|---------------------|---------------|-------------------|-------------------|-------|----------|-------------------------|-------------------------------|-----------------|---|---|
| connector 8 pin |        |        |        |        |        | connector 15 pin          |                         |                    |                        |                                                                        |            | connector 10 pin |              |                     |                       |                    |                     |              |                |                    |          |              |           |                           |                     |                    |                     |               |                   |                   |       |          |                         |                               |                 |   |   |
| CAN H           | CAN L  | CAN H  | CAN L  | CAN H  | CAN L  | OUT +                     | OUT -                   | OUT +              | OUT -                  | OUT +                                                                  | OUT -      | OUT +            | OUT -        | OUT +               | OUT -                 | OUT +              | OUT -               | OUT +        | OUT -          | OUT +              | OUT -    | OUT +        | OUT -     | OUT +                     | OUT -               | OUT +              | OUT -               | OUT +         | OUT -             | OUT +             | OUT - | OUT +    | OUT -                   | OUT +                         | OUT -           |   |   |
| CAN1-H          | CAN1-L | CAN2-H | CAN2-L | CAN3-H | CAN3-L | Alternative blink control | Alt. contr. centr. lock | Driver door sensor | Passengers door sensor | Trunk lid                                                              | Hood sense | Original alarm++ | Arming state | Lock factory remote | Unlock factory remote | Any button pressed | Handbrake / Parking | Speed 10kmph | Engine running | Engine speed (RPM) | Ignition | Key inserted | Footbrake | Drivers door opening sim. | Turn off the engine | Turn on the engine | Turn signal control | Trunk release | Opening all doors | Closing all doors | GND   | PWR +12V | Contr. of factory alarm | Contr. c.lock. when ign.is on | Comfort closure |   |   |
| 1               | 2      | 3      | 4      | 5      | 6      | 7                         | 8                       | 9                  | 10                     | 11                                                                     | 12         | 13               | 14           | 15                  | 16                    | 17                 | 18                  | 19           | 20             | 21                 | 22       | 23           | 24        | 25                        | 26                  | 27                 | 28                  | 29            | 30                | 31                | 32    | 33       | 34                      | +                             | +               | + | + |

Attention:

Switches

| CITROEN C5      |        |        |        |        |        |                           |                         |                    |                        | year: 2008 → (with factory alarm) |            |                  |              |                     |                       |                    |                     |              |                | program №: 11143   |          |              |           |                           |                     |                    |                     |               |                   | from: 2020-03-24  |       |          |                         |                               |                 |   |   |
|-----------------|--------|--------|--------|--------|--------|---------------------------|-------------------------|--------------------|------------------------|-----------------------------------|------------|------------------|--------------|---------------------|-----------------------|--------------------|---------------------|--------------|----------------|--------------------|----------|--------------|-----------|---------------------------|---------------------|--------------------|---------------------|---------------|-------------------|-------------------|-------|----------|-------------------------|-------------------------------|-----------------|---|---|
| connector 8 pin |        |        |        |        |        | connector 15 pin          |                         |                    |                        |                                   |            | connector 10 pin |              |                     |                       |                    |                     |              |                |                    |          |              |           |                           |                     |                    |                     |               |                   |                   |       |          |                         |                               |                 |   |   |
| CAN H           | CAN L  | CAN H  | CAN L  | CAN H  | CAN L  | OUT +                     | OUT -                   | OUT +              | OUT -                  | OUT +                             | OUT -      | OUT +            | OUT -        | OUT +               | OUT -                 | OUT +              | OUT -               | OUT +        | OUT -          | OUT +              | OUT -    | OUT +        | OUT -     | OUT +                     | OUT -               | OUT +              | OUT -               | OUT +         | OUT -             | OUT +             | OUT - | OUT +    | OUT -                   | OUT +                         | OUT -           |   |   |
| CAN1-H          | CAN1-L | CAN2-H | CAN2-L | CAN3-H | CAN3-L | Alternative blink control | Alt. contr. centr. lock | Driver door sensor | Passengers door sensor | Trunk lid                         | Hood sense | Original alarm++ | Arming state | Lock factory remote | Unlock factory remote | Any button pressed | Handbrake / Parking | Speed 10kmph | Engine running | Engine speed (RPM) | Ignition | Key inserted | Footbrake | Drivers door opening sim. | Turn off the engine | Turn on the engine | Turn signal control | Trunk release | Opening all doors | Closing all doors | GND   | PWR +12V | Contr. of factory alarm | Contr. c.lock. when ign.is on | Comfort closure |   |   |
| 1               | 2      | 3      | 4      | 5      | 6      | 7                         | 8                       | 9                  | 10                     | 11                                | 12         | 13               | 14           | 15                  | 16                    | 17                 | 18                  | 19           | 20             | 21                 | 22       | 23           | 24        | 25                        | 26                  | 27                 | 28                  | 29            | 30                | 31                | 32    | 33       | 34                      | +                             | +               | + | + |

Attention:

Switches

| CITROEN C5      |        |        |        |        |        |                           |                         |                    |                        | year: 2008 → (without factory alarm) |            |                  |              |                     |                       |                    |                     |              |                | program №: 11193   |          |              |           |                           |                     |                    |                     |               |                   | from: 2020-03-24  |       |          |                         |                               |                 |   |   |
|-----------------|--------|--------|--------|--------|--------|---------------------------|-------------------------|--------------------|------------------------|--------------------------------------|------------|------------------|--------------|---------------------|-----------------------|--------------------|---------------------|--------------|----------------|--------------------|----------|--------------|-----------|---------------------------|---------------------|--------------------|---------------------|---------------|-------------------|-------------------|-------|----------|-------------------------|-------------------------------|-----------------|---|---|
| connector 8 pin |        |        |        |        |        | connector 15 pin          |                         |                    |                        |                                      |            | connector 10 pin |              |                     |                       |                    |                     |              |                |                    |          |              |           |                           |                     |                    |                     |               |                   |                   |       |          |                         |                               |                 |   |   |
| CAN H           | CAN L  | CAN H  | CAN L  | CAN H  | CAN L  | OUT +                     | OUT -                   | OUT +              | OUT -                  | OUT +                                | OUT -      | OUT +            | OUT -        | OUT +               | OUT -                 | OUT +              | OUT -               | OUT +        | OUT -          | OUT +              | OUT -    | OUT +        | OUT -     | OUT +                     | OUT -               | OUT +              | OUT -               | OUT +         | OUT -             | OUT +             | OUT - | OUT +    | OUT -                   | OUT +                         | OUT -           |   |   |
| CAN1-H          | CAN1-L | CAN2-H | CAN2-L | CAN3-H | CAN3-L | Alternative blink control | Alt. contr. centr. lock | Driver door sensor | Passengers door sensor | Trunk lid                            | Hood sense | Original alarm++ | Arming state | Lock factory remote | Unlock factory remote | Any button pressed | Handbrake / Parking | Speed 10kmph | Engine running | Engine speed (RPM) | Ignition | Key inserted | Footbrake | Drivers door opening sim. | Turn off the engine | Turn on the engine | Turn signal control | Trunk release | Opening all doors | Closing all doors | GND   | PWR +12V | Contr. of factory alarm | Contr. c.lock. when ign.is on | Comfort closure |   |   |
| 1               | 2      | 3      | 4      | 5      | 6      | 7                         | 8                       | 9                  | 10                     | 11                                   | 12         | 13               | 14           | 15                  | 16                    | 17                 | 18                  | 19           | 20             | 21                 | 22       | 23           | 24        | 25                        | 26                  | 27                 | 28                  | 29            | 30                | 31                | 32    | 33       | 34                      | +                             | +               | + | + |

Attention:

Switches

**CITROEN C5** year: 2008 → program №: 11192 from: 2017-09-01

| connector 8 pin              |        |        |        |        |        |                           |                         | connector 15 pin   |                        |           |            |                  |              |                     |                       |                    |                     | connector 10 pin |                |                    |          |              |           |                           |                     |                    |                     |               |                   |                   |     |          |
|------------------------------|--------|--------|--------|--------|--------|---------------------------|-------------------------|--------------------|------------------------|-----------|------------|------------------|--------------|---------------------|-----------------------|--------------------|---------------------|------------------|----------------|--------------------|----------|--------------|-----------|---------------------------|---------------------|--------------------|---------------------|---------------|-------------------|-------------------|-----|----------|
| CAN H                        | CAN L  | CAN H  | CAN L  | CAN H  | CAN L  | OUT +                     | OUT -                   | OUT                | OUT                    | OUT       | OUT        | OUT              | OUT          | OUT                 | OUT                   | OUT                | OUT                 | OUT              | OUT            | OUT                | OUT      | OUT          | OUT       | OUT                       | OUT                 | OUT                | OUT                 | OUT           |                   |                   |     |          |
| CAN1-H                       | CAN1-L | CAN2-H | CAN2-L | CAN3-H | CAN3-L | Alternative blink control | Alt. contr. centr. lock | Driver door sensor | Passengers door sensor | Trunk lid | Hood sense | Original alarm++ | Arming state | Lock factory remote | Unlock factory remote | Any button pressed | Handbrake / Parking | Speed 10kmph     | Engine running | Engine speed (RPM) | Ignition | Key inserted | Footbrake | Drivers door opening sim. | Turn off the engine | Turn on the engine | Turn signal control | Trunk release | Opening all doors | Closing all doors | GND | PWR +12V |
| 1                            | 2      | 3      | 4      | 5      | 6      | 7                         | 8                       | 1                  | 2                      | 3         | 4          | 5                | 6            | 7                   | 8                     | 9                  | 10                  | 11               | 12             | 13                 | 14       | 15           | 1         | 2                         | 3                   | 4                  | 5                   | 6             | 7                 | 8                 | 9   | 10       |
| +                            | +      | +      | +      | +      | +      | +                         | +                       | +                  | +                      | +         | +          | +                | +            | +                   | +                     | +                  | +                   | +                | +              | +                  | +        | +            | +         | +                         | +                   | +                  | +                   | +             | +                 | +                 | +   | +        |
| Attention:                   |        |        |        |        |        |                           |                         |                    |                        |           |            |                  |              |                     |                       |                    |                     |                  |                |                    |          |              |           |                           |                     |                    |                     |               |                   |                   |     |          |
| Contr. of factory alarm      |        |        |        |        |        |                           |                         |                    |                        |           |            |                  |              |                     |                       |                    |                     |                  |                |                    |          |              |           |                           |                     |                    |                     |               |                   |                   |     |          |
| Contr.c.lock. when ign.is on |        |        |        |        |        |                           |                         |                    |                        |           |            |                  |              |                     |                       |                    |                     |                  |                |                    |          |              |           |                           |                     |                    |                     |               |                   |                   |     |          |
| Comfort closure              |        |        |        |        |        |                           |                         |                    |                        |           |            |                  |              |                     |                       |                    |                     |                  |                |                    |          |              |           |                           |                     |                    |                     |               |                   |                   |     |          |

**CITROEN C5** year: 2004 → (with factory alarm) program №: 11143 from: 2020-03-24

| connector 8 pin              |        |        |        |        |        |                           |                         | connector 15 pin   |                        |           |            |                  |              |                     |                       |                    |                     | connector 10 pin |                |                    |          |              |           |                           |                     |                    |                     |               |                   |                   |     |          |     |
|------------------------------|--------|--------|--------|--------|--------|---------------------------|-------------------------|--------------------|------------------------|-----------|------------|------------------|--------------|---------------------|-----------------------|--------------------|---------------------|------------------|----------------|--------------------|----------|--------------|-----------|---------------------------|---------------------|--------------------|---------------------|---------------|-------------------|-------------------|-----|----------|-----|
| CAN H                        | CAN L  | CAN H  | CAN L  | CAN H  | CAN L  | OUT +                     | OUT -                   | OUT                | OUT                    | OUT       | OUT        | OUT              | OUT          | OUT                 | OUT                   | OUT                | OUT                 | OUT              | OUT            | OUT                | OUT      | OUT          | OUT       | OUT                       | OUT                 | OUT                | OUT                 | OUT           | OUT               | OUT               | OUT | OUT      | OUT |
| CAN1-H                       | CAN1-L | CAN2-H | CAN2-L | CAN3-H | CAN3-L | Alternative blink control | Alt. contr. centr. lock | Driver door sensor | Passengers door sensor | Trunk lid | Hood sense | Original alarm++ | Arming state | Lock factory remote | Unlock factory remote | Any button pressed | Handbrake / Parking | Speed 10kmph     | Engine running | Engine speed (RPM) | Ignition | Key inserted | Footbrake | Drivers door opening sim. | Turn off the engine | Turn on the engine | Turn signal control | Trunk release | Opening all doors | Closing all doors | GND | PWR +12V |     |
| 1                            | 2      | 3      | 4      | 5      | 6      | 7                         | 8                       | 1                  | 2                      | 3         | 4          | 5                | 6            | 7                   | 8                     | 9                  | 10                  | 11               | 12             | 13                 | 14       | 15           | 1         | 2                         | 3                   | 4                  | 5                   | 6             | 7                 | 8                 | 9   | 10       |     |
| +                            | +      | +      | +      | +      | +      | +                         | +                       | +                  | +                      | +         | +          | +                | +            | +                   | +                     | +                  | +                   | +                | +              | +                  | +        | +            | +         | +                         | +                   | +                  | +                   | +             | +                 | +                 | +   | +        |     |
| Attention:                   |        |        |        |        |        |                           |                         |                    |                        |           |            |                  |              |                     |                       |                    |                     |                  |                |                    |          |              |           |                           |                     |                    |                     |               |                   |                   |     |          |     |
| Contr. of factory alarm      |        |        |        |        |        |                           |                         |                    |                        |           |            |                  |              |                     |                       |                    |                     |                  |                |                    |          |              |           |                           |                     |                    |                     |               |                   |                   |     |          |     |
| Contr.c.lock. when ign.is on |        |        |        |        |        |                           |                         |                    |                        |           |            |                  |              |                     |                       |                    |                     |                  |                |                    |          |              |           |                           |                     |                    |                     |               |                   |                   |     |          |     |
| Comfort closure              |        |        |        |        |        |                           |                         |                    |                        |           |            |                  |              |                     |                       |                    |                     |                  |                |                    |          |              |           |                           |                     |                    |                     |               |                   |                   |     |          |     |

**CITROEN C5** year: 2004 → (without factory alarm) program №: 11193 from: 2020-03-24

| connector 8 pin              |        |        |        |        |        |                           |                         | connector 15 pin   |                        |           |            |                  |              |                     |                       |                    |                     | connector 10 pin |                |                    |          |              |           |                           |                     |                    |                     |               |                   |                   |     |          |     |
|------------------------------|--------|--------|--------|--------|--------|---------------------------|-------------------------|--------------------|------------------------|-----------|------------|------------------|--------------|---------------------|-----------------------|--------------------|---------------------|------------------|----------------|--------------------|----------|--------------|-----------|---------------------------|---------------------|--------------------|---------------------|---------------|-------------------|-------------------|-----|----------|-----|
| CAN H                        | CAN L  | CAN H  | CAN L  | CAN H  | CAN L  | OUT +                     | OUT -                   | OUT                | OUT                    | OUT       | OUT        | OUT              | OUT          | OUT                 | OUT                   | OUT                | OUT                 | OUT              | OUT            | OUT                | OUT      | OUT          | OUT       | OUT                       | OUT                 | OUT                | OUT                 | OUT           | OUT               | OUT               | OUT | OUT      | OUT |
| CAN1-H                       | CAN1-L | CAN2-H | CAN2-L | CAN3-H | CAN3-L | Alternative blink control | Alt. contr. centr. lock | Driver door sensor | Passengers door sensor | Trunk lid | Hood sense | Original alarm++ | Arming state | Lock factory remote | Unlock factory remote | Any button pressed | Handbrake / Parking | Speed 10kmph     | Engine running | Engine speed (RPM) | Ignition | Key inserted | Footbrake | Drivers door opening sim. | Turn off the engine | Turn on the engine | Turn signal control | Trunk release | Opening all doors | Closing all doors | GND | PWR +12V |     |
| 1                            | 2      | 3      | 4      | 5      | 6      | 7                         | 8                       | 1                  | 2                      | 3         | 4          | 5                | 6            | 7                   | 8                     | 9                  | 10                  | 11               | 12             | 13                 | 14       | 15           | 1         | 2                         | 3                   | 4                  | 5                   | 6             | 7                 | 8                 | 9   | 10       |     |
| +                            | +      | +      | +      | +      | +      | +                         | +                       | +                  | +                      | +         | +          | +                | +            | +                   | +                     | +                  | +                   | +                | +              | +                  | +        | +            | +         | +                         | +                   | +                  | +                   | +             | +                 | +                 | +   | +        |     |
| Attention:                   |        |        |        |        |        |                           |                         |                    |                        |           |            |                  |              |                     |                       |                    |                     |                  |                |                    |          |              |           |                           |                     |                    |                     |               |                   |                   |     |          |     |
| Contr. of factory alarm      |        |        |        |        |        |                           |                         |                    |                        |           |            |                  |              |                     |                       |                    |                     |                  |                |                    |          |              |           |                           |                     |                    |                     |               |                   |                   |     |          |     |
| Contr.c.lock. when ign.is on |        |        |        |        |        |                           |                         |                    |                        |           |            |                  |              |                     |                       |                    |                     |                  |                |                    |          |              |           |                           |                     |                    |                     |               |                   |                   |     |          |     |
| Comfort closure              |        |        |        |        |        |                           |                         |                    |                        |           |            |                  |              |                     |                       |                    |                     |                  |                |                    |          |              |           |                           |                     |                    |                     |               |                   |                   |     |          |     |

**CITROEN C5 AIRCROSS** year: 2019 → with and without Keyless System (without factory alarm) program №: 13172 from: 2023-01-12

| connector 8 pin              |        |        |        |        |        |                           |                         | connector 15 pin   |                        |           |            |                  |              |                     |                       |                    |                     | connector 10 pin |                |                    |          |              |           |                           |                     |                    |                     |               |                   |                   |     |          |     |
|------------------------------|--------|--------|--------|--------|--------|---------------------------|-------------------------|--------------------|------------------------|-----------|------------|------------------|--------------|---------------------|-----------------------|--------------------|---------------------|------------------|----------------|--------------------|----------|--------------|-----------|---------------------------|---------------------|--------------------|---------------------|---------------|-------------------|-------------------|-----|----------|-----|
| CAN H                        | CAN L  | CAN H  | CAN L  | CAN H  | CAN L  | OUT +                     | OUT -                   | OUT                | OUT                    | OUT       | OUT        | OUT              | OUT          | OUT                 | OUT                   | OUT                | OUT                 | OUT              | OUT            | OUT                | OUT      | OUT          | OUT       | OUT                       | OUT                 | OUT                | OUT                 | OUT           | OUT               | OUT               | OUT | OUT      | OUT |
| CAN1-H                       | CAN1-L | CAN2-H | CAN2-L | CAN3-H | CAN3-L | Alternative blink control | Alt. contr. centr. lock | Driver door sensor | Passengers door sensor | Trunk lid | Hood sense | Original alarm++ | Arming state | Lock factory remote | Unlock factory remote | Any button pressed | Handbrake / Parking | Speed 10kmph     | Engine running | Engine speed (RPM) | Ignition | Key inserted | Footbrake | Drivers door opening sim. | Turn off the engine | Turn on the engine | Turn signal control | Trunk release | Opening all doors | Closing all doors | GND | PWR +12V |     |
| 1                            | 2      | 3      | 4      | 5      | 6      | 7                         | 8                       | 1                  | 2                      | 3         | 4          | 5                | 6            | 7                   | 8                     | 9                  | 10                  | 11               | 12             | 13                 | 14       | 15           | 1         | 2                         | 3                   | 4                  | 5                   | 6             | 7                 | 8                 | 9   | 10       |     |
| +                            | +      | +      | +      | +      | +      | +                         | +                       | +                  | +                      | +         | +          | +                | +            | +                   | +                     | +                  | +                   | +                | +              | +                  | +        | +            | +         | +                         | +                   | +                  | +                   | +             | +                 | +                 | +   | +        |     |
| Attention:                   |        |        |        |        |        |                           |                         |                    |                        |           |            |                  |              |                     |                       |                    |                     |                  |                |                    |          |              |           |                           |                     |                    |                     |               |                   |                   |     |          |     |
| Contr. of factory alarm      |        |        |        |        |        |                           |                         |                    |                        |           |            |                  |              |                     |                       |                    |                     |                  |                |                    |          |              |           |                           |                     |                    |                     |               |                   |                   |     |          |     |
| Contr.c.lock. when ign.is on |        |        |        |        |        |                           |                         |                    |                        |           |            |                  |              |                     |                       |                    |                     |                  |                |                    |          |              |           |                           |                     |                    |                     |               |                   |                   |     |          |     |
| Comfort closure              |        |        |        |        |        |                           |                         |                    |                        |           |            |                  |              |                     |                       |                    |                     |                  |                |                    |          |              |           |                           |                     |                    |                     |               |                   |                   |     |          |     |

**CITROEN C5 AIRCROSS (Hybrid) (Plug-in)** year: 2019 → with and without Keyless System (without factory alarm) program №: 13625 from: 2023-01-12

| connector 8 pin              |        |        |        |        |        |                           |                         | connector 15 pin   |                        |           |            |                  |              |                     |                       |                    |                     | connector 10 pin |                |                    |          |              |           |                           |                     |                    |                     |               |                   |                   |     |          |     |
|------------------------------|--------|--------|--------|--------|--------|---------------------------|-------------------------|--------------------|------------------------|-----------|------------|------------------|--------------|---------------------|-----------------------|--------------------|---------------------|------------------|----------------|--------------------|----------|--------------|-----------|---------------------------|---------------------|--------------------|---------------------|---------------|-------------------|-------------------|-----|----------|-----|
| CAN H                        | CAN L  | CAN H  | CAN L  | CAN H  | CAN L  | OUT +                     | OUT -                   | OUT                | OUT                    | OUT       | OUT        | OUT              | OUT          | OUT                 | OUT                   | OUT                | OUT                 | OUT              | OUT            | OUT                | OUT      | OUT          | OUT       | OUT                       | OUT                 | OUT                | OUT                 | OUT           | OUT               | OUT               | OUT | OUT      | OUT |
| CAN1-H                       | CAN1-L | CAN2-H | CAN2-L | CAN3-H | CAN3-L | Alternative blink control | Alt. contr. centr. lock | Driver door sensor | Passengers door sensor | Trunk lid | Hood sense | Original alarm++ | Arming state | Lock factory remote | Unlock factory remote | Any button pressed | Handbrake / Parking | Speed 10kmph     | Engine running | Engine speed (RPM) | Ignition | Key inserted | Footbrake | Drivers door opening sim. | Turn off the engine | Turn on the engine | Turn signal control | Trunk release | Opening all doors | Closing all doors | GND | PWR +12V |     |
| 1                            | 2      | 3      | 4      | 5      | 6      | 7                         | 8                       | 1                  | 2                      | 3         | 4          | 5                | 6            | 7                   | 8                     | 9                  | 10                  | 11               | 12             | 13                 | 14       | 15           | 1         | 2                         | 3                   | 4                  | 5                   | 6             | 7                 | 8                 | 9   | 10       |     |
| +                            | +      | +      | +      | +      | +      | +                         | +                       | +                  | +                      | +         | +          | +                | +            | +                   | +                     | +                  | +                   | +                | +              | +                  | +        | +            | +         | +                         | +                   | +                  | +                   | +             | +                 | +                 | +   | +        |     |
| Attention:                   |        |        |        |        |        |                           |                         |                    |                        |           |            |                  |              |                     |                       |                    |                     |                  |                |                    |          |              |           |                           |                     |                    |                     |               |                   |                   |     |          |     |
| Contr. of factory alarm      |        |        |        |        |        |                           |                         |                    |                        |           |            |                  |              |                     |                       |                    |                     |                  |                |                    |          |              |           |                           |                     |                    |                     |               |                   |                   |     |          |     |
| Contr.c.lock. when ign.is on |        |        |        |        |        |                           |                         |                    |                        |           |            |                  |              |                     |                       |                    |                     |                  |                |                    |          |              |           |                           |                     |                    |                     |               |                   |                   |     |          |     |
| Comfort closure              |        |        |        |        |        |                           |                         |                    |                        |           |            |                  |              |                     |                       |                    |                     |                  |                |                    |          |              |           |                           |                     |                    |                     |               |                   |                   |     |          |     |

**CITROEN C5 X (Hybrid) (Plug-in)**

year: 2022 →

with and without Keyless System

program No: 14329

from: 2023-01-12

| connector 8 pin |        |        |        |        |        |                           |                         |
|-----------------|--------|--------|--------|--------|--------|---------------------------|-------------------------|
| CAN H           | CAN L  | CAN H  | CAN L  | CAN H  | CAN L  | OUT +                     | OUT -                   |
| CAN1-H          | CAN1-L | CAN2-H | CAN2-L | CAN3-H | CAN3-L | Alternative blink control | Alt. contr. centr. lock |
| 1               | 2      | 3      | 4      | 5      | 6      | 7                         | 8                       |
| +               | +      | +      | +      | +      | +      | +                         | +                       |

| connector 15 pin   |                        |           |            |                  |              |                     |                       |                    |                     |              |                |                    |          |              |
|--------------------|------------------------|-----------|------------|------------------|--------------|---------------------|-----------------------|--------------------|---------------------|--------------|----------------|--------------------|----------|--------------|
| OUT                | OUT                    | OUT       | OUT        | OUT              | OUT          | OUT                 | OUT                   | OUT                | OUT                 | OUT          | OUT            | OUT                | OUT      | OUT          |
| Driver door sensor | Passengers door sensor | Trunk lid | Hood sense | Original alarm++ | Arming state | Lock factory remote | Unlock factory remote | Any button pressed | Handbrake / Parking | Speed 10kmph | Engine running | Engine speed (RPM) | Ignition | Key inserted |
| 1                  | 2                      | 3         | 4          | 5                | 6            | 7                   | 8                     | 9                  | 10                  | 11           | 12             | 13                 | 14       | 15           |
| +                  | +                      | +         | +          | +                | +            | +                   | +                     | +                  | +                   | +            | +              | +                  | +        | +            |

| connector 10 pin |                           |                     |                    |                     |               |                   |                   |     |          |
|------------------|---------------------------|---------------------|--------------------|---------------------|---------------|-------------------|-------------------|-----|----------|
| OUT              | IN                        | IN                  | IN                 | IN                  | IN            | IN                | IN                | IN  | IN       |
| Footbrake        | Drivers door opening sim. | Turn off the engine | Turn on the engine | Turn signal control | Trunk release | Opening all doors | Closing all doors | GND | PWR +12V |
| 1                | 2                         | 3                   | 4                  | 5                   | 6             | 7                 | 8                 | 9   | 10       |
| +                | +                         | +                   | +                  | +                   | +             | +                 | +                 | +   | +        |

|                         |                              |                 |
|-------------------------|------------------------------|-----------------|
| Contr. of factory alarm | Contr.c.lock. when ign.is on | Comfort closure |
| +                       | +                            | +               |

Attention:

**CITROEN C6**

year: 2005 →

(with factory alarm)

program No: 11143

from: 2017-09-01

| connector 8 pin |        |        |        |        |        |                           |                         |
|-----------------|--------|--------|--------|--------|--------|---------------------------|-------------------------|
| CAN H           | CAN L  | CAN H  | CAN L  | CAN H  | CAN L  | OUT +                     | OUT -                   |
| CAN1-H          | CAN1-L | CAN2-H | CAN2-L | CAN3-H | CAN3-L | Alternative blink control | Alt. contr. centr. lock |
| 1               | 2      | 3      | 4      | 5      | 6      | 7                         | 8                       |
| +               | +      | +      | +      | +      | +      | +                         | +                       |

| connector 15 pin   |                        |           |            |                  |              |                     |                       |                    |                     |              |                |                    |          |              |
|--------------------|------------------------|-----------|------------|------------------|--------------|---------------------|-----------------------|--------------------|---------------------|--------------|----------------|--------------------|----------|--------------|
| OUT                | OUT                    | OUT       | OUT        | OUT              | OUT          | OUT                 | OUT                   | OUT                | OUT                 | OUT          | OUT            | OUT                | OUT      | OUT          |
| Driver door sensor | Passengers door sensor | Trunk lid | Hood sense | Original alarm++ | Arming state | Lock factory remote | Unlock factory remote | Any button pressed | Handbrake / Parking | Speed 10kmph | Engine running | Engine speed (RPM) | Ignition | Key inserted |
| 1                  | 2                      | 3         | 4          | 5                | 6            | 7                   | 8                     | 9                  | 10                  | 11           | 12             | 13                 | 14       | 15           |
| +                  | +                      | +         | +          | +                | +            | +                   | +                     | +                  | +                   | +            | +              | +                  | +        | +            |

| connector 10 pin |                           |                     |                    |                     |               |                   |                   |     |          |
|------------------|---------------------------|---------------------|--------------------|---------------------|---------------|-------------------|-------------------|-----|----------|
| OUT              | IN                        | IN                  | IN                 | IN                  | IN            | IN                | IN                | IN  | IN       |
| Footbrake        | Drivers door opening sim. | Turn off the engine | Turn on the engine | Turn signal control | Trunk release | Opening all doors | Closing all doors | GND | PWR +12V |
| 1                | 2                         | 3                   | 4                  | 5                   | 6             | 7                 | 8                 | 9   | 10       |
| +                | +                         | +                   | +                  | +                   | +             | +                 | +                 | +   | +        |

|                         |                              |                 |
|-------------------------|------------------------------|-----------------|
| Contr. of factory alarm | Contr.c.lock. when ign.is on | Comfort closure |
| +                       | +                            | +               |

Attention:

**CITROEN C6**

year: 2005 →

(without factory alarm)

program No: 11193

from: 2017-09-01

| connector 8 pin |        |        |        |        |        |                           |                         |
|-----------------|--------|--------|--------|--------|--------|---------------------------|-------------------------|
| CAN H           | CAN L  | CAN H  | CAN L  | CAN H  | CAN L  | OUT +                     | OUT -                   |
| CAN1-H          | CAN1-L | CAN2-H | CAN2-L | CAN3-H | CAN3-L | Alternative blink control | Alt. contr. centr. lock |
| 1               | 2      | 3      | 4      | 5      | 6      | 7                         | 8                       |
| +               | +      | +      | +      | +      | +      | +                         | +                       |

| connector 15 pin   |                        |           |            |                  |              |                     |                       |                    |                     |              |                |                    |          |              |
|--------------------|------------------------|-----------|------------|------------------|--------------|---------------------|-----------------------|--------------------|---------------------|--------------|----------------|--------------------|----------|--------------|
| OUT                | OUT                    | OUT       | OUT        | OUT              | OUT          | OUT                 | OUT                   | OUT                | OUT                 | OUT          | OUT            | OUT                | OUT      | OUT          |
| Driver door sensor | Passengers door sensor | Trunk lid | Hood sense | Original alarm++ | Arming state | Lock factory remote | Unlock factory remote | Any button pressed | Handbrake / Parking | Speed 10kmph | Engine running | Engine speed (RPM) | Ignition | Key inserted |
| 1                  | 2                      | 3         | 4          | 5                | 6            | 7                   | 8                     | 9                  | 10                  | 11           | 12             | 13                 | 14       | 15           |
| +                  | +                      | +         | +          | +                | +            | +                   | +                     | +                  | +                   | +            | +              | +                  | +        | +            |

| connector 10 pin |                           |                     |                    |                     |               |                   |                   |     |          |
|------------------|---------------------------|---------------------|--------------------|---------------------|---------------|-------------------|-------------------|-----|----------|
| OUT              | IN                        | IN                  | IN                 | IN                  | IN            | IN                | IN                | IN  | IN       |
| Footbrake        | Drivers door opening sim. | Turn off the engine | Turn on the engine | Turn signal control | Trunk release | Opening all doors | Closing all doors | GND | PWR +12V |
| 1                | 2                         | 3                   | 4                  | 5                   | 6             | 7                 | 8                 | 9   | 10       |
| +                | +                         | +                   | +                  | +                   | +             | +                 | +                 | +   | +        |

|                         |                              |                 |
|-------------------------|------------------------------|-----------------|
| Contr. of factory alarm | Contr.c.lock. when ign.is on | Comfort closure |
| +                       | +                            | +               |

Attention:

**CITROEN C8**

year: 2002 →

(with factory alarm)

program No: 11143

from: 2017-09-01

| connector 8 pin |        |        |        |        |        |                           |                         |
|-----------------|--------|--------|--------|--------|--------|---------------------------|-------------------------|
| CAN H           | CAN L  | CAN H  | CAN L  | CAN H  | CAN L  | OUT +                     | OUT -                   |
| CAN1-H          | CAN1-L | CAN2-H | CAN2-L | CAN3-H | CAN3-L | Alternative blink control | Alt. contr. centr. lock |
| 1               | 2      | 3      | 4      | 5      | 6      | 7                         | 8                       |
| +               | +      | +      | +      | +      | +      | +                         | +                       |

| connector 15 pin   |                        |           |            |                  |              |                     |                       |                    |                     |              |                |                    |          |              |
|--------------------|------------------------|-----------|------------|------------------|--------------|---------------------|-----------------------|--------------------|---------------------|--------------|----------------|--------------------|----------|--------------|
| OUT                | OUT                    | OUT       | OUT        | OUT              | OUT          | OUT                 | OUT                   | OUT                | OUT                 | OUT          | OUT            | OUT                | OUT      | OUT          |
| Driver door sensor | Passengers door sensor | Trunk lid | Hood sense | Original alarm++ | Arming state | Lock factory remote | Unlock factory remote | Any button pressed | Handbrake / Parking | Speed 10kmph | Engine running | Engine speed (RPM) | Ignition | Key inserted |
| 1                  | 2                      | 3         | 4          | 5                | 6            | 7                   | 8                     | 9                  | 10                  | 11           | 12             | 13                 | 14       | 15           |
| +                  | +                      | +         | +          | +                | +            | +                   | +                     | +                  | +                   | +            | +              | +                  | +        | +            |

| connector 10 pin |                           |                     |                    |                     |               |                   |                   |     |          |
|------------------|---------------------------|---------------------|--------------------|---------------------|---------------|-------------------|-------------------|-----|----------|
| OUT              | IN                        | IN                  | IN                 | IN                  | IN            | IN                | IN                | IN  | IN       |
| Footbrake        | Drivers door opening sim. | Turn off the engine | Turn on the engine | Turn signal control | Trunk release | Opening all doors | Closing all doors | GND | PWR +12V |
| 1                | 2                         | 3                   | 4                  | 5                   | 6             | 7                 | 8                 | 9   | 10       |
| +                | +                         | +                   | +                  | +                   | +             | +                 | +                 | +   | +        |

|                         |                              |                 |
|-------------------------|------------------------------|-----------------|
| Contr. of factory alarm | Contr.c.lock. when ign.is on | Comfort closure |
| +                       | +                            | +               |

Attention:

**CITROEN C8**

year: 2002 →

(without factory alarm)

program No: 11193

from: 2017-09-01

| connector 8 pin |        |        |        |        |        |                           |                         |
|-----------------|--------|--------|--------|--------|--------|---------------------------|-------------------------|
| CAN H           | CAN L  | CAN H  | CAN L  | CAN H  | CAN L  | OUT +                     | OUT -                   |
| CAN1-H          | CAN1-L | CAN2-H | CAN2-L | CAN3-H | CAN3-L | Alternative blink control | Alt. contr. centr. lock |
| 1               | 2      | 3      | 4      | 5      | 6      | 7                         | 8                       |
| +               | +      | +      | +      | +      | +      | +                         | +                       |

| connector 15 pin   |                        |           |            |                  |              |                     |                       |                    |                     |              |                |                    |          |              |
|--------------------|------------------------|-----------|------------|------------------|--------------|---------------------|-----------------------|--------------------|---------------------|--------------|----------------|--------------------|----------|--------------|
| OUT                | OUT                    | OUT       | OUT        | OUT              | OUT          | OUT                 | OUT                   | OUT                | OUT                 | OUT          | OUT            | OUT                | OUT      | OUT          |
| Driver door sensor | Passengers door sensor | Trunk lid | Hood sense | Original alarm++ | Arming state | Lock factory remote | Unlock factory remote | Any button pressed | Handbrake / Parking | Speed 10kmph | Engine running | Engine speed (RPM) | Ignition | Key inserted |
| 1                  | 2                      | 3         | 4          | 5                | 6            | 7                   | 8                     | 9                  | 10                  | 11           | 12             | 13                 | 14       | 15           |
| +                  | +                      | +         | +          | +                | +            | +                   | +                     | +                  | +                   | +            | +              | +                  | +        | +            |

| connector 10 pin |                           |                     |                    |                     |               |                   |                   |     |          |
|------------------|---------------------------|---------------------|--------------------|---------------------|---------------|-------------------|-------------------|-----|----------|
| OUT              | IN                        | IN                  | IN                 | IN                  | IN            | IN                | IN                | IN  | IN       |
| Footbrake        | Drivers door opening sim. | Turn off the engine | Turn on the engine | Turn signal control | Trunk release | Opening all doors | Closing all doors | GND | PWR +12V |
| 1                | 2                         | 3                   | 4                  | 5                   | 6             | 7                 | 8                 | 9   | 10       |
| +                | +                         | +                   | +                  | +                   | +             | +                 | +                 | +   | +        |

|                         |                              |                 |
|-------------------------|------------------------------|-----------------|
| Contr. of factory alarm | Contr.c.lock. when ign.is on | Comfort closure |
| +                       | +                            | +               |

Attention:



| CITROEN DS5     |        |        |        |        |        |                           |       |                         |       | year: 2012 →       |                        |                  |            |                  |              |                     |                       |                    |                     | with and without Keyless System |                |                    |          |                  |           |                           |                     |                    |                     | program №: 14262 |                   |                   |     |          |    |    |    |    |  | from: 2023-01-12 |  |  |  |  |  |  |  |  |  |
|-----------------|--------|--------|--------|--------|--------|---------------------------|-------|-------------------------|-------|--------------------|------------------------|------------------|------------|------------------|--------------|---------------------|-----------------------|--------------------|---------------------|---------------------------------|----------------|--------------------|----------|------------------|-----------|---------------------------|---------------------|--------------------|---------------------|------------------|-------------------|-------------------|-----|----------|----|----|----|----|--|------------------|--|--|--|--|--|--|--|--|--|
| connector 8 pin |        |        |        |        |        |                           |       | OUT +                   |       | OUT -              |                        | connector 15 pin |            |                  |              |                     |                       |                    |                     | OUT +                           |                | OUT -              |          | connector 10 pin |           |                           |                     |                    |                     |                  |                   | OUT +             |     | OUT -    |    |    |    |    |  |                  |  |  |  |  |  |  |  |  |  |
| CAN H           | CAN L  | CAN H  | CAN L  | CAN H  | CAN L  | CAN H                     | CAN L | OUT +                   | OUT - | OUT                | OUT                    | OUT              | OUT        | OUT              | OUT          | OUT                 | OUT                   | OUT                | OUT                 | OUT +                           | OUT -          | OUT                | IN       | IN               | IN        | IN                        | IN                  | IN                 | IN                  | IN               | IN                | IN                | IN  | IN       | IN | IN | IN | IN |  |                  |  |  |  |  |  |  |  |  |  |
| CAN1-H          | CAN1-L | CAN2-H | CAN2-L | CAN3-H | CAN3-L | Alternative blink control |       | Alt. contr. centr. lock |       | Driver door sensor | Passengers door sensor | Trunk lid        | Hood sense | Original alarm++ | Arming state | Lock factory remote | Unlock factory remote | Any button pressed | Handbrake / Parking | Speed 10kmph                    | Engine running | Engine speed (RPM) | Ignition | Key inserted     | Footbrake | Drivers door opening sim. | Turn off the engine | Turn on the engine | Turn signal control | Trunk release    | Opening all doors | Closing all doors | GND | PWR +12V |    |    |    |    |  |                  |  |  |  |  |  |  |  |  |  |
| 1               | 2      | 3      | 4      | 5      | 6      | 7                         | 8     | 1                       | 2     | 3                  | 4                      | 5                | 6          | 7                | 8            | 9                   | 10                    | 11                 | 12                  | 13                              | 14             | 15                 | 1        | 2                | 3         | 4                         | 5                   | 6                  | 7                   | 8                | 9                 | 10                | 11  | 12       |    |    |    |    |  |                  |  |  |  |  |  |  |  |  |  |
| +               | +      | +      | +      | +      | +      | +                         | +     | +                       | +     | +                  | +                      | +                | +          | +                | +            | +                   | +                     | +                  | +                   | +                               | +              | +                  | +        | +                | +         | +                         | +                   | +                  | +                   | +                | +                 | +                 | +   | +        | +  |    |    |    |  |                  |  |  |  |  |  |  |  |  |  |

Attention:

Switches

| CITROEN e-BERLINGO (Electric) (Keyless) |        |        |        |        |        |                           |       |                         |       | year: 2024 →       |                        |                  |            |                  |              |                     |                       |                    |                     | with Keyless System (with factory alarm) |                |                    |          |                  |           |                           |                     |                    |                     | program №: 15112 |                   |                   |     |          |    |    |    |  |  | from: 2023-10-23 |  |  |  |  |  |  |  |  |  |
|-----------------------------------------|--------|--------|--------|--------|--------|---------------------------|-------|-------------------------|-------|--------------------|------------------------|------------------|------------|------------------|--------------|---------------------|-----------------------|--------------------|---------------------|------------------------------------------|----------------|--------------------|----------|------------------|-----------|---------------------------|---------------------|--------------------|---------------------|------------------|-------------------|-------------------|-----|----------|----|----|----|--|--|------------------|--|--|--|--|--|--|--|--|--|
| connector 8 pin                         |        |        |        |        |        |                           |       | OUT +                   |       | OUT -              |                        | connector 15 pin |            |                  |              |                     |                       |                    |                     | OUT +                                    |                | OUT -              |          | connector 10 pin |           |                           |                     |                    |                     |                  |                   | OUT +             |     | OUT -    |    |    |    |  |  |                  |  |  |  |  |  |  |  |  |  |
| CAN H                                   | CAN L  | CAN H  | CAN L  | CAN H  | CAN L  | CAN H                     | CAN L | OUT +                   | OUT - | OUT                | OUT                    | OUT              | OUT        | OUT              | OUT          | OUT                 | OUT                   | OUT                | OUT                 | OUT +                                    | OUT -          | OUT                | IN       | IN               | IN        | IN                        | IN                  | IN                 | IN                  | IN               | IN                | IN                | IN  | IN       | IN | IN | IN |  |  |                  |  |  |  |  |  |  |  |  |  |
| CAN1-H                                  | CAN1-L | CAN2-H | CAN2-L | CAN3-H | CAN3-L | Alternative blink control |       | Alt. contr. centr. lock |       | Driver door sensor | Passengers door sensor | Trunk lid        | Hood sense | Original alarm++ | Arming state | Lock factory remote | Unlock factory remote | Any button pressed | Handbrake / Parking | Speed 10kmph                             | Engine running | Engine speed (RPM) | Ignition | Key inserted     | Footbrake | Drivers door opening sim. | Turn off the engine | Turn on the engine | Turn signal control | Trunk release    | Opening all doors | Closing all doors | GND | PWR +12V |    |    |    |  |  |                  |  |  |  |  |  |  |  |  |  |
| 1                                       | 2      | 3      | 4      | 5      | 6      | 7                         | 8     | 1                       | 2     | 3                  | 4                      | 5                | 6          | 7                | 8            | 9                   | 10                    | 11                 | 12                  | 13                                       | 14             | 15                 | 1        | 2                | 3         | 4                         | 5                   | 6                  | 7                   | 8                | 9                 | 10                | 11  | 12       |    |    |    |  |  |                  |  |  |  |  |  |  |  |  |  |
| +                                       | +      | +      | +      | +      | +      | +                         | +     | +                       | +     | +                  | +                      | +                | +          | +                | +            | +                   | +                     | +                  | +                   | +                                        | +              | +                  | +        | +                | +         | +                         | +                   | +                  | +                   | +                | +                 | +                 | +   | +        | +  |    |    |  |  |                  |  |  |  |  |  |  |  |  |  |

Attention:

Switches

| CITROEN e-JUMPY (Electric) (Keyless) |        |        |        |        |        |                           |       |                         |       | year: 2024 →       |                        |                  |            |                  |              |                     |                       |                    |                     | with Keyless System (with factory alarm) |                |                    |          |                  |           |                           |                     |                    |                     | program №: 15111 |                   |                   |     |          |    |    |    |  |  | from: 2023-10-23 |  |  |  |  |  |  |  |  |  |
|--------------------------------------|--------|--------|--------|--------|--------|---------------------------|-------|-------------------------|-------|--------------------|------------------------|------------------|------------|------------------|--------------|---------------------|-----------------------|--------------------|---------------------|------------------------------------------|----------------|--------------------|----------|------------------|-----------|---------------------------|---------------------|--------------------|---------------------|------------------|-------------------|-------------------|-----|----------|----|----|----|--|--|------------------|--|--|--|--|--|--|--|--|--|
| connector 8 pin                      |        |        |        |        |        |                           |       | OUT +                   |       | OUT -              |                        | connector 15 pin |            |                  |              |                     |                       |                    |                     | OUT +                                    |                | OUT -              |          | connector 10 pin |           |                           |                     |                    |                     |                  |                   | OUT +             |     | OUT -    |    |    |    |  |  |                  |  |  |  |  |  |  |  |  |  |
| CAN H                                | CAN L  | CAN H  | CAN L  | CAN H  | CAN L  | CAN H                     | CAN L | OUT +                   | OUT - | OUT                | OUT                    | OUT              | OUT        | OUT              | OUT          | OUT                 | OUT                   | OUT                | OUT                 | OUT +                                    | OUT -          | OUT                | IN       | IN               | IN        | IN                        | IN                  | IN                 | IN                  | IN               | IN                | IN                | IN  | IN       | IN | IN | IN |  |  |                  |  |  |  |  |  |  |  |  |  |
| CAN1-H                               | CAN1-L | CAN2-H | CAN2-L | CAN3-H | CAN3-L | Alternative blink control |       | Alt. contr. centr. lock |       | Driver door sensor | Passengers door sensor | Trunk lid        | Hood sense | Original alarm++ | Arming state | Lock factory remote | Unlock factory remote | Any button pressed | Handbrake / Parking | Speed 10kmph                             | Engine running | Engine speed (RPM) | Ignition | Key inserted     | Footbrake | Drivers door opening sim. | Turn off the engine | Turn on the engine | Turn signal control | Trunk release    | Opening all doors | Closing all doors | GND | PWR +12V |    |    |    |  |  |                  |  |  |  |  |  |  |  |  |  |
| 1                                    | 2      | 3      | 4      | 5      | 6      | 7                         | 8     | 1                       | 2     | 3                  | 4                      | 5                | 6          | 7                | 8            | 9                   | 10                    | 11                 | 12                  | 13                                       | 14             | 15                 | 1        | 2                | 3         | 4                         | 5                   | 6                  | 7                   | 8                | 9                 | 10                | 11  | 12       |    |    |    |  |  |                  |  |  |  |  |  |  |  |  |  |
| +                                    | +      | +      | +      | +      | +      | +                         | +     | +                       | +     | +                  | +                      | +                | +          | +                | +            | +                   | +                     | +                  | +                   | +                                        | +              | +                  | +        | +                | +         | +                         | +                   | +                  | +                   | +                | +                 | +                 | +   | +        | +  | +  |    |  |  |                  |  |  |  |  |  |  |  |  |  |

Attention:

Switches

| CITROEN eC4 (Electric) |        |        |        |        |        |                           |       |                         |       | year: 2021 →       |                        |                  |            |                  |              |                     |                       |                    |                     | without Keyless System (without factory alarm) |                |                    |          |                  |           |                           |                     |                    |                     | program №: 13589 |                   |                   |     |          |    |    |    |  |  | from: 2023-01-12 |  |  |  |  |  |  |  |  |  |
|------------------------|--------|--------|--------|--------|--------|---------------------------|-------|-------------------------|-------|--------------------|------------------------|------------------|------------|------------------|--------------|---------------------|-----------------------|--------------------|---------------------|------------------------------------------------|----------------|--------------------|----------|------------------|-----------|---------------------------|---------------------|--------------------|---------------------|------------------|-------------------|-------------------|-----|----------|----|----|----|--|--|------------------|--|--|--|--|--|--|--|--|--|
| connector 8 pin        |        |        |        |        |        |                           |       | OUT +                   |       | OUT -              |                        | connector 15 pin |            |                  |              |                     |                       |                    |                     | OUT +                                          |                | OUT -              |          | connector 10 pin |           |                           |                     |                    |                     |                  |                   | OUT +             |     | OUT -    |    |    |    |  |  |                  |  |  |  |  |  |  |  |  |  |
| CAN H                  | CAN L  | CAN H  | CAN L  | CAN H  | CAN L  | CAN H                     | CAN L | OUT +                   | OUT - | OUT                | OUT                    | OUT              | OUT        | OUT              | OUT          | OUT                 | OUT                   | OUT                | OUT                 | OUT +                                          | OUT -          | OUT                | IN       | IN               | IN        | IN                        | IN                  | IN                 | IN                  | IN               | IN                | IN                | IN  | IN       | IN | IN | IN |  |  |                  |  |  |  |  |  |  |  |  |  |
| CAN1-H                 | CAN1-L | CAN2-H | CAN2-L | CAN3-H | CAN3-L | Alternative blink control |       | Alt. contr. centr. lock |       | Driver door sensor | Passengers door sensor | Trunk lid        | Hood sense | Original alarm++ | Arming state | Lock factory remote | Unlock factory remote | Any button pressed | Handbrake / Parking | Speed 10kmph                                   | Engine running | Engine speed (RPM) | Ignition | Key inserted     | Footbrake | Drivers door opening sim. | Turn off the engine | Turn on the engine | Turn signal control | Trunk release    | Opening all doors | Closing all doors | GND | PWR +12V |    |    |    |  |  |                  |  |  |  |  |  |  |  |  |  |
| 1                      | 2      | 3      | 4      | 5      | 6      | 7                         | 8     | 1                       | 2     | 3                  | 4                      | 5                | 6          | 7                | 8            | 9                   | 10                    | 11                 | 12                  | 13                                             | 14             | 15                 | 1        | 2                | 3         | 4                         | 5                   | 6                  | 7                   | 8                | 9                 | 10                | 11  | 12       |    |    |    |  |  |                  |  |  |  |  |  |  |  |  |  |
| +                      | +      | +      | +      | +      | +      | +                         | +     | +                       | +     | +                  | +                      | +                | +          | +                | +            | +                   | +                     | +                  | +                   | +                                              | +              | +                  | +        | +                | +         | +                         | +                   | +                  | +                   | +                | +                 | +                 | +   | +        | +  | +  |    |  |  |                  |  |  |  |  |  |  |  |  |  |

Attention:

Switches

| CITROEN JUMPER (EURO 6) |        |        |        |        |        |                           |       |                         |       | year: 2017 →       |                        |                  |            |                  |              |                     |                       |                    |                     | without Keyless System (without factory alarm) |                |                    |          |                  |           |                           |                     |                    |                     | program №: 12314 |                   |                   |     |          |    |    |    |  |  | from: 2022-12-15 |  |  |  |  |  |  |  |  |  |
|-------------------------|--------|--------|--------|--------|--------|---------------------------|-------|-------------------------|-------|--------------------|------------------------|------------------|------------|------------------|--------------|---------------------|-----------------------|--------------------|---------------------|------------------------------------------------|----------------|--------------------|----------|------------------|-----------|---------------------------|---------------------|--------------------|---------------------|------------------|-------------------|-------------------|-----|----------|----|----|----|--|--|------------------|--|--|--|--|--|--|--|--|--|
| connector 8 pin         |        |        |        |        |        |                           |       | OUT +                   |       | OUT -              |                        | connector 15 pin |            |                  |              |                     |                       |                    |                     | OUT +                                          |                | OUT -              |          | connector 10 pin |           |                           |                     |                    |                     |                  |                   | OUT +             |     | OUT -    |    |    |    |  |  |                  |  |  |  |  |  |  |  |  |  |
| CAN H                   | CAN L  | CAN H  | CAN L  | CAN H  | CAN L  | CAN H                     | CAN L | OUT +                   | OUT - | OUT                | OUT                    | OUT              | OUT        | OUT              | OUT          | OUT                 | OUT                   | OUT                | OUT                 | OUT +                                          | OUT -          | OUT                | IN       | IN               | IN        | IN                        | IN                  | IN                 | IN                  | IN               | IN                | IN                | IN  | IN       | IN | IN | IN |  |  |                  |  |  |  |  |  |  |  |  |  |
| CAN1-H                  | CAN1-L | CAN2-H | CAN2-L | CAN3-H | CAN3-L | Alternative blink control |       | Alt. contr. centr. lock |       | Driver door sensor | Passengers door sensor | Trunk lid        | Hood sense | Original alarm++ | Arming state | Lock factory remote | Unlock factory remote | Any button pressed | Handbrake / Parking | Speed 10kmph                                   | Engine running | Engine speed (RPM) | Ignition | Key inserted     | Footbrake | Drivers door opening sim. | Turn off the engine | Turn on the engine | Turn signal control | Trunk release    | Opening all doors | Closing all doors | GND | PWR +12V |    |    |    |  |  |                  |  |  |  |  |  |  |  |  |  |
| 1                       | 2      | 3      | 4      | 5      | 6      | 7                         | 8     | 1                       | 2     | 3                  | 4                      | 5                | 6          | 7                | 8            | 9                   | 10                    | 11                 | 12                  | 13                                             | 14             | 15                 | 1        | 2                | 3         | 4                         | 5                   | 6                  | 7                   | 8                | 9                 | 10                | 11  | 12       |    |    |    |  |  |                  |  |  |  |  |  |  |  |  |  |
| +                       | +      | +      | +      | +      | +      | +                         | +     | +                       | +     | +                  | +                      | +                | +          | +                | +            | +                   | +                     | +                  | +                   | +                                              | +              | +                  | +        | +                | +         | +                         | +                   | +                  | +                   | +                | +                 | +                 | +   | +        | +  | +  |    |  |  |                  |  |  |  |  |  |  |  |  |  |

Attention:

Switches

| CITROEN JUMPER (EURO 5 PLUS) |        |        |        |        |        |                           |       |                         |       | year: 2014 →       |                        |                  |            |                  |              |                     |                       |                    |                     | program №: 13167 |                |                    |          |                  |           |                           |                     |                    |                     | from: 2022-12-15 |                   |                   |     |          |                         |                              |                 |    |   |   |   |   |   |   |   |   |   |   |   |   |   |   |   |   |
|------------------------------|--------|--------|--------|--------|--------|---------------------------|-------|-------------------------|-------|--------------------|------------------------|------------------|------------|------------------|--------------|---------------------|-----------------------|--------------------|---------------------|------------------|----------------|--------------------|----------|------------------|-----------|---------------------------|---------------------|--------------------|---------------------|------------------|-------------------|-------------------|-----|----------|-------------------------|------------------------------|-----------------|----|---|---|---|---|---|---|---|---|---|---|---|---|---|---|---|---|
| connector 8 pin              |        |        |        |        |        |                           |       | OUT +                   |       | OUT -              |                        | connector 15 pin |            |                  |              |                     |                       |                    |                     | OUT +            |                | OUT -              |          | connector 10 pin |           |                           |                     |                    |                     |                  |                   | OUT +             |     | OUT -    |                         |                              |                 |    |   |   |   |   |   |   |   |   |   |   |   |   |   |   |   |   |
| CAN H                        | CAN L  | CAN H  | CAN L  | CAN H  | CAN L  | CAN H                     | CAN L | OUT +                   | OUT - | OUT                | OUT                    | OUT              | OUT        | OUT              | OUT          | OUT                 | OUT                   | OUT                | OUT                 | OUT +            | OUT -          | OUT                | IN       | IN               | IN        | IN                        | IN                  | IN                 | IN                  | IN               | IN                | IN                | IN  | IN       | IN                      | IN                           | IN              | IN |   |   |   |   |   |   |   |   |   |   |   |   |   |   |   |   |
| CAN1-H                       | CAN1-L | CAN2-H | CAN2-L | CAN3-H | CAN3-L | Alternative blink control |       | Alt. contr. centr. lock |       | Driver door sensor | Passengers door sensor | Trunk lid        | Hood sense | Original alarm++ | Arming state | Lock factory remote | Unlock factory remote | Any button pressed | Handbrake / Parking | Speed 10kmph     | Engine running | Engine speed (RPM) | Ignition | Key inserted     | Footbrake | Drivers door opening sim. | Turn off the engine | Turn on the engine | Turn signal control | Trunk release    | Opening all doors | Closing all doors | GND | PWR +12V | Contr. of factory alarm | Contr.c.lock. when ign.is on | Comfort closure |    |   |   |   |   |   |   |   |   |   |   |   |   |   |   |   |   |
| 1                            | 2      | 3      | 4      | 5      | 6      | 7                         | 8     | 9                       | 10    | 1                  | 2                      | 3                | 4          | 5                | 6            | 7                   | 8                     | 9                  | 10                  | 11               | 12             | 13                 | 14       | 15               | 1         | 2                         | 3                   | 4                  | 5                   | 6                | 7                 | 8                 | 9   | 10       | +                       | +                            | +               | +  | + | + | + | + | + | + | + | + | + | + | + | + | + | + | + | + |

Attention:

Switches

| CITROEN JUMPER  |        |        |        |        |        |                           |       |                         |       | year: 2011 →       |                        |                  |            |                  |              |                     |                       |                    |                     | program №: 13168 |                |                    |          |                  |           |                           |                     |                    |                     | from: 2022-08-16 |                   |                   |     |          |                         |                              |                 |    |   |   |   |   |   |   |   |   |   |   |   |   |   |   |   |   |   |   |
|-----------------|--------|--------|--------|--------|--------|---------------------------|-------|-------------------------|-------|--------------------|------------------------|------------------|------------|------------------|--------------|---------------------|-----------------------|--------------------|---------------------|------------------|----------------|--------------------|----------|------------------|-----------|---------------------------|---------------------|--------------------|---------------------|------------------|-------------------|-------------------|-----|----------|-------------------------|------------------------------|-----------------|----|---|---|---|---|---|---|---|---|---|---|---|---|---|---|---|---|---|---|
| connector 8 pin |        |        |        |        |        |                           |       | OUT +                   |       | OUT -              |                        | connector 15 pin |            |                  |              |                     |                       |                    |                     | OUT +            |                | OUT -              |          | connector 10 pin |           |                           |                     |                    |                     |                  |                   | OUT +             |     | OUT -    |                         |                              |                 |    |   |   |   |   |   |   |   |   |   |   |   |   |   |   |   |   |   |   |
| CAN H           | CAN L  | CAN H  | CAN L  | CAN H  | CAN L  | CAN H                     | CAN L | OUT +                   | OUT - | OUT                | OUT                    | OUT              | OUT        | OUT              | OUT          | OUT                 | OUT                   | OUT                | OUT                 | OUT +            | OUT -          | OUT                | IN       | IN               | IN        | IN                        | IN                  | IN                 | IN                  | IN               | IN                | IN                | IN  | IN       | IN                      | IN                           | IN              | IN |   |   |   |   |   |   |   |   |   |   |   |   |   |   |   |   |   |   |
| CAN1-H          | CAN1-L | CAN2-H | CAN2-L | CAN3-H | CAN3-L | Alternative blink control |       | Alt. contr. centr. lock |       | Driver door sensor | Passengers door sensor | Trunk lid        | Hood sense | Original alarm++ | Arming state | Lock factory remote | Unlock factory remote | Any button pressed | Handbrake / Parking | Speed 10kmph     | Engine running | Engine speed (RPM) | Ignition | Key inserted     | Footbrake | Drivers door opening sim. | Turn off the engine | Turn on the engine | Turn signal control | Trunk release    | Opening all doors | Closing all doors | GND | PWR +12V | Contr. of factory alarm | Contr.c.lock. when ign.is on | Comfort closure |    |   |   |   |   |   |   |   |   |   |   |   |   |   |   |   |   |   |   |
| 1               | 2      | 3      | 4      | 5      | 6      | 7                         | 8     | 9                       | 10    | 1                  | 2                      | 3                | 4          | 5                | 6            | 7                   | 8                     | 9                  | 10                  | 11               | 12             | 13                 | 14       | 15               | 1         | 2                         | 3                   | 4                  | 5                   | 6                | 7                 | 8                 | 9   | 10       | +                       | +                            | +               | +  | + | + | + | + | + | + | + | + | + | + | + | + | + | + | + | + | + | + |

Attention:

Switches

| CITROEN JUMPER (RussianMarket) |        |        |        |        |        |                           |       |                         |       | year: 2011 →       |                        |                  |            |                  |              |                     |                       |                    |                     | program №: 11129 |                |                    |          |                  |           |                           |                     |                    |                     | from: 2017-09-01 |                   |                   |     |          |                         |                              |                 |    |   |   |   |   |   |   |   |   |   |   |   |   |   |   |   |   |   |   |   |   |
|--------------------------------|--------|--------|--------|--------|--------|---------------------------|-------|-------------------------|-------|--------------------|------------------------|------------------|------------|------------------|--------------|---------------------|-----------------------|--------------------|---------------------|------------------|----------------|--------------------|----------|------------------|-----------|---------------------------|---------------------|--------------------|---------------------|------------------|-------------------|-------------------|-----|----------|-------------------------|------------------------------|-----------------|----|---|---|---|---|---|---|---|---|---|---|---|---|---|---|---|---|---|---|---|---|
| connector 8 pin                |        |        |        |        |        |                           |       | OUT +                   |       | OUT -              |                        | connector 15 pin |            |                  |              |                     |                       |                    |                     | OUT +            |                | OUT -              |          | connector 10 pin |           |                           |                     |                    |                     |                  |                   | OUT +             |     | OUT -    |                         |                              |                 |    |   |   |   |   |   |   |   |   |   |   |   |   |   |   |   |   |   |   |   |   |
| CAN H                          | CAN L  | CAN H  | CAN L  | CAN H  | CAN L  | CAN H                     | CAN L | OUT +                   | OUT - | OUT                | OUT                    | OUT              | OUT        | OUT              | OUT          | OUT                 | OUT                   | OUT                | OUT                 | OUT +            | OUT -          | OUT                | IN       | IN               | IN        | IN                        | IN                  | IN                 | IN                  | IN               | IN                | IN                | IN  | IN       | IN                      | IN                           | IN              | IN |   |   |   |   |   |   |   |   |   |   |   |   |   |   |   |   |   |   |   |   |
| CAN1-H                         | CAN1-L | CAN2-H | CAN2-L | CAN3-H | CAN3-L | Alternative blink control |       | Alt. contr. centr. lock |       | Driver door sensor | Passengers door sensor | Trunk lid        | Hood sense | Original alarm++ | Arming state | Lock factory remote | Unlock factory remote | Any button pressed | Handbrake / Parking | Speed 10kmph     | Engine running | Engine speed (RPM) | Ignition | Key inserted     | Footbrake | Drivers door opening sim. | Turn off the engine | Turn on the engine | Turn signal control | Trunk release    | Opening all doors | Closing all doors | GND | PWR +12V | Contr. of factory alarm | Contr.c.lock. when ign.is on | Comfort closure |    |   |   |   |   |   |   |   |   |   |   |   |   |   |   |   |   |   |   |   |   |
| 1                              | 2      | 3      | 4      | 5      | 6      | 7                         | 8     | 9                       | 10    | 1                  | 2                      | 3                | 4          | 5                | 6            | 7                   | 8                     | 9                  | 10                  | 11               | 12             | 13                 | 14       | 15               | 1         | 2                         | 3                   | 4                  | 5                   | 6                | 7                 | 8                 | 9   | 10       | +                       | +                            | +               | +  | + | + | + | + | + | + | + | + | + | + | + | + | + | + | + | + | + | + | + | + |

Attention:

Switches

| CITROEN JUMPER  |        |        |        |        |        |                           |       |                         |       | year: 2006 →       |                        |                  |            |                  |              |                     |                       |                    |                     | program №: 11129 |                |                    |          |                  |           |                           |                     |                    |                     | from: 2017-09-01 |                   |                   |     |          |                         |                              |                 |    |   |   |   |   |   |   |   |   |   |   |   |   |   |   |   |   |   |   |   |   |
|-----------------|--------|--------|--------|--------|--------|---------------------------|-------|-------------------------|-------|--------------------|------------------------|------------------|------------|------------------|--------------|---------------------|-----------------------|--------------------|---------------------|------------------|----------------|--------------------|----------|------------------|-----------|---------------------------|---------------------|--------------------|---------------------|------------------|-------------------|-------------------|-----|----------|-------------------------|------------------------------|-----------------|----|---|---|---|---|---|---|---|---|---|---|---|---|---|---|---|---|---|---|---|---|
| connector 8 pin |        |        |        |        |        |                           |       | OUT +                   |       | OUT -              |                        | connector 15 pin |            |                  |              |                     |                       |                    |                     | OUT +            |                | OUT -              |          | connector 10 pin |           |                           |                     |                    |                     |                  |                   | OUT +             |     | OUT -    |                         |                              |                 |    |   |   |   |   |   |   |   |   |   |   |   |   |   |   |   |   |   |   |   |   |
| CAN H           | CAN L  | CAN H  | CAN L  | CAN H  | CAN L  | CAN H                     | CAN L | OUT +                   | OUT - | OUT                | OUT                    | OUT              | OUT        | OUT              | OUT          | OUT                 | OUT                   | OUT                | OUT                 | OUT +            | OUT -          | OUT                | IN       | IN               | IN        | IN                        | IN                  | IN                 | IN                  | IN               | IN                | IN                | IN  | IN       | IN                      | IN                           | IN              | IN |   |   |   |   |   |   |   |   |   |   |   |   |   |   |   |   |   |   |   |   |
| CAN1-H          | CAN1-L | CAN2-H | CAN2-L | CAN3-H | CAN3-L | Alternative blink control |       | Alt. contr. centr. lock |       | Driver door sensor | Passengers door sensor | Trunk lid        | Hood sense | Original alarm++ | Arming state | Lock factory remote | Unlock factory remote | Any button pressed | Handbrake / Parking | Speed 10kmph     | Engine running | Engine speed (RPM) | Ignition | Key inserted     | Footbrake | Drivers door opening sim. | Turn off the engine | Turn on the engine | Turn signal control | Trunk release    | Opening all doors | Closing all doors | GND | PWR +12V | Contr. of factory alarm | Contr.c.lock. when ign.is on | Comfort closure |    |   |   |   |   |   |   |   |   |   |   |   |   |   |   |   |   |   |   |   |   |
| 1               | 2      | 3      | 4      | 5      | 6      | 7                         | 8     | 9                       | 10    | 1                  | 2                      | 3                | 4          | 5                | 6            | 7                   | 8                     | 9                  | 10                  | 11               | 12             | 13                 | 14       | 15               | 1         | 2                         | 3                   | 4                  | 5                   | 6                | 7                 | 8                 | 9   | 10       | +                       | +                            | +               | +  | + | + | + | + | + | + | + | + | + | + | + | + | + | + | + | + | + | + | + | + |

Attention:

Switches

| CITROEN JUMPY   |        |        |        |        |        |                           |       |                         |       | year: 2016 →       |                        |                  |            |                  |              |                     |                       |                    |                     | with and without Keyless System |                |                    |          |                  |           |                           |                     |                    |                     | program №: 13169 |                   |                   |     |          |                         |                              |                 |    |   | from: 2023-01-12 |   |   |   |   |   |   |   |   |   |   |   |   |   |   |   |   |   |   |   |   |
|-----------------|--------|--------|--------|--------|--------|---------------------------|-------|-------------------------|-------|--------------------|------------------------|------------------|------------|------------------|--------------|---------------------|-----------------------|--------------------|---------------------|---------------------------------|----------------|--------------------|----------|------------------|-----------|---------------------------|---------------------|--------------------|---------------------|------------------|-------------------|-------------------|-----|----------|-------------------------|------------------------------|-----------------|----|---|------------------|---|---|---|---|---|---|---|---|---|---|---|---|---|---|---|---|---|---|---|---|
| connector 8 pin |        |        |        |        |        |                           |       | OUT +                   |       | OUT -              |                        | connector 15 pin |            |                  |              |                     |                       |                    |                     | OUT +                           |                | OUT -              |          | connector 10 pin |           |                           |                     |                    |                     |                  |                   | OUT +             |     | OUT -    |                         |                              |                 |    |   |                  |   |   |   |   |   |   |   |   |   |   |   |   |   |   |   |   |   |   |   |   |
| CAN H           | CAN L  | CAN H  | CAN L  | CAN H  | CAN L  | CAN H                     | CAN L | OUT +                   | OUT - | OUT                | OUT                    | OUT              | OUT        | OUT              | OUT          | OUT                 | OUT                   | OUT                | OUT                 | OUT +                           | OUT -          | OUT                | IN       | IN               | IN        | IN                        | IN                  | IN                 | IN                  | IN               | IN                | IN                | IN  | IN       | IN                      | IN                           | IN              | IN |   |                  |   |   |   |   |   |   |   |   |   |   |   |   |   |   |   |   |   |   |   |   |
| CAN1-H          | CAN1-L | CAN2-H | CAN2-L | CAN3-H | CAN3-L | Alternative blink control |       | Alt. contr. centr. lock |       | Driver door sensor | Passengers door sensor | Trunk lid        | Hood sense | Original alarm++ | Arming state | Lock factory remote | Unlock factory remote | Any button pressed | Handbrake / Parking | Speed 10kmph                    | Engine running | Engine speed (RPM) | Ignition | Key inserted     | Footbrake | Drivers door opening sim. | Turn off the engine | Turn on the engine | Turn signal control | Trunk release    | Opening all doors | Closing all doors | GND | PWR +12V | Contr. of factory alarm | Contr.c.lock. when ign.is on | Comfort closure |    |   |                  |   |   |   |   |   |   |   |   |   |   |   |   |   |   |   |   |   |   |   |   |
| 1               | 2      | 3      | 4      | 5      | 6      | 7                         | 8     | 9                       | 10    | 1                  | 2                      | 3                | 4          | 5                | 6            | 7                   | 8                     | 9                  | 10                  | 11                              | 12             | 13                 | 14       | 15               | 1         | 2                         | 3                   | 4                  | 5                   | 6                | 7                 | 8                 | 9   | 10       | +                       | +                            | +               | +  | + | +                | + | + | + | + | + | + | + | + | + | + | + | + | + | + | + | + | + | + | + | + |

Attention:

Switches

**CITROEN JUMPY** year: **2007 →** (with factory alarm) program No: **11143** from: **2017-09-01**

| connector 8 pin |        |        |        |        |        |                           |                         | connector 15 pin   |                        |           |            |                  |              |                     |                       |                    |                     |              |                |                    |          |              | connector 10 pin |                           |                     |                    |                     |               |                   |                   |     |          |    |    |    |    |  |  |  |  |  |
|-----------------|--------|--------|--------|--------|--------|---------------------------|-------------------------|--------------------|------------------------|-----------|------------|------------------|--------------|---------------------|-----------------------|--------------------|---------------------|--------------|----------------|--------------------|----------|--------------|------------------|---------------------------|---------------------|--------------------|---------------------|---------------|-------------------|-------------------|-----|----------|----|----|----|----|--|--|--|--|--|
| CAN H           | CAN L  | CAN H  | CAN L  | CAN H  | CAN L  | OUT +                     | OUT -                   | OUT                | OUT                    | OUT       | OUT        | OUT              | OUT          | OUT                 | OUT                   | OUT                | OUT                 | OUT          | OUT            | OUT                | OUT      | OUT          | OUT              | OUT                       | OUT                 | IN                 | IN                  | IN            | IN                | IN                | IN  | IN       | IN | IN | IN | IN |  |  |  |  |  |
| CAN1-H          | CAN1-L | CAN2-H | CAN2-L | CAN3-H | CAN3-L | Alternative blink control | Alt. contr. centr. lock | Driver door sensor | Passengers door sensor | Trunk lid | Hood sense | Original alarm++ | Arming state | Lock factory remote | Unlock factory remote | Any button pressed | Handbrake / Parking | Speed 10kmph | Engine running | Engine speed (RPM) | Ignition | Key inserted | Footbrake        | Drivers door opening sim. | Turn off the engine | Turn on the engine | Turn signal control | Trunk release | Opening all doors | Closing all doors | GND | PWR +12V |    |    |    |    |  |  |  |  |  |
| 1               | 2      | 3      | 4      | 5      | 6      | 7                         | 8                       | 1                  | 2                      | 3         | 4          | 5                | 6            | 7                   | 8                     | 9                  | 10                  | 11           | 12             | 13                 | 14       | 15           | 1                | 2                         | 3                   | 4                  | 5                   | 6             | 7                 | 8                 | 9   | 10       |    |    |    |    |  |  |  |  |  |

Attention:

**CITROEN JUMPY** year: **2007 →** (without factory alarm) program No: **11193** from: **2017-09-01**

| connector 8 pin |        |        |        |        |        |                           |                         | connector 15 pin   |                        |           |            |                  |              |                     |                       |                    |                     |              |                |                    |          |              | connector 10 pin |                           |                     |                    |                     |               |                   |                   |     |          |    |    |    |    |    |  |  |  |
|-----------------|--------|--------|--------|--------|--------|---------------------------|-------------------------|--------------------|------------------------|-----------|------------|------------------|--------------|---------------------|-----------------------|--------------------|---------------------|--------------|----------------|--------------------|----------|--------------|------------------|---------------------------|---------------------|--------------------|---------------------|---------------|-------------------|-------------------|-----|----------|----|----|----|----|----|--|--|--|
| CAN H           | CAN L  | CAN H  | CAN L  | CAN H  | CAN L  | OUT +                     | OUT -                   | OUT                | OUT                    | OUT       | OUT        | OUT              | OUT          | OUT                 | OUT                   | OUT                | OUT                 | OUT          | OUT            | OUT                | OUT      | OUT          | OUT              | OUT                       | OUT                 | IN                 | IN                  | IN            | IN                | IN                | IN  | IN       | IN | IN | IN | IN | IN |  |  |  |
| CAN1-H          | CAN1-L | CAN2-H | CAN2-L | CAN3-H | CAN3-L | Alternative blink control | Alt. contr. centr. lock | Driver door sensor | Passengers door sensor | Trunk lid | Hood sense | Original alarm++ | Arming state | Lock factory remote | Unlock factory remote | Any button pressed | Handbrake / Parking | Speed 10kmph | Engine running | Engine speed (RPM) | Ignition | Key inserted | Footbrake        | Drivers door opening sim. | Turn off the engine | Turn on the engine | Turn signal control | Trunk release | Opening all doors | Closing all doors | GND | PWR +12V |    |    |    |    |    |  |  |  |
| 1               | 2      | 3      | 4      | 5      | 6      | 7                         | 8                       | 1                  | 2                      | 3         | 4          | 5                | 6            | 7                   | 8                     | 9                  | 10                  | 11           | 12             | 13                 | 14       | 15           | 1                | 2                         | 3                   | 4                  | 5                   | 6             | 7                 | 8                 | 9   | 10       |    |    |    |    |    |  |  |  |

Attention:

**CITROEN NEMO** year: **2008 →** program No: **12966** from: **2020-01-15**

| connector 8 pin |        |        |        |        |        |                           |                         | connector 15 pin   |                        |           |            |                  |              |                     |                       |                    |                     |              |                |                    |          |              | connector 10 pin |                           |                     |                    |                     |               |                   |                   |     |          |    |    |    |    |  |  |  |
|-----------------|--------|--------|--------|--------|--------|---------------------------|-------------------------|--------------------|------------------------|-----------|------------|------------------|--------------|---------------------|-----------------------|--------------------|---------------------|--------------|----------------|--------------------|----------|--------------|------------------|---------------------------|---------------------|--------------------|---------------------|---------------|-------------------|-------------------|-----|----------|----|----|----|----|--|--|--|
| CAN H           | CAN L  | CAN H  | CAN L  | CAN H  | CAN L  | OUT +                     | OUT -                   | OUT                | OUT                    | OUT       | OUT        | OUT              | OUT          | OUT                 | OUT                   | OUT                | OUT                 | OUT          | OUT            | OUT                | OUT      | OUT          | OUT              | OUT                       | OUT                 | IN                 | IN                  | IN            | IN                | IN                | IN  | IN       | IN | IN | IN | IN |  |  |  |
| CAN1-H          | CAN1-L | CAN2-H | CAN2-L | CAN3-H | CAN3-L | Alternative blink control | Alt. contr. centr. lock | Driver door sensor | Passengers door sensor | Trunk lid | Hood sense | Original alarm++ | Arming state | Lock factory remote | Unlock factory remote | Any button pressed | Handbrake / Parking | Speed 10kmph | Engine running | Engine speed (RPM) | Ignition | Key inserted | Footbrake        | Drivers door opening sim. | Turn off the engine | Turn on the engine | Turn signal control | Trunk release | Opening all doors | Closing all doors | GND | PWR +12V |    |    |    |    |  |  |  |
| 1               | 2      | 3      | 4      | 5      | 6      | 7                         | 8                       | 1                  | 2                      | 3         | 4          | 5                | 6            | 7                   | 8                     | 9                  | 10                  | 11           | 12             | 13                 | 14       | 15           | 1                | 2                         | 3                   | 4                  | 5                   | 6             | 7                 | 8                 | 9   | 10       |    |    |    |    |  |  |  |

Attention:

**CITROEN SPACETOURER** year: **2017 →** program No: **11949** from: **2023-01-12**

| connector 8 pin |        |        |        |        |        |                           |                         | connector 15 pin   |                        |           |            |                  |              |                     |                       |                    |                     |              |                |                    |          |              | connector 10 pin |                           |                     |                    |                     |               |                   |                   |     |          |    |    |    |    |  |  |  |
|-----------------|--------|--------|--------|--------|--------|---------------------------|-------------------------|--------------------|------------------------|-----------|------------|------------------|--------------|---------------------|-----------------------|--------------------|---------------------|--------------|----------------|--------------------|----------|--------------|------------------|---------------------------|---------------------|--------------------|---------------------|---------------|-------------------|-------------------|-----|----------|----|----|----|----|--|--|--|
| CAN H           | CAN L  | CAN H  | CAN L  | CAN H  | CAN L  | OUT +                     | OUT -                   | OUT                | OUT                    | OUT       | OUT        | OUT              | OUT          | OUT                 | OUT                   | OUT                | OUT                 | OUT          | OUT            | OUT                | OUT      | OUT          | OUT              | OUT                       | OUT                 | IN                 | IN                  | IN            | IN                | IN                | IN  | IN       | IN | IN | IN | IN |  |  |  |
| CAN1-H          | CAN1-L | CAN2-H | CAN2-L | CAN3-H | CAN3-L | Alternative blink control | Alt. contr. centr. lock | Driver door sensor | Passengers door sensor | Trunk lid | Hood sense | Original alarm++ | Arming state | Lock factory remote | Unlock factory remote | Any button pressed | Handbrake / Parking | Speed 10kmph | Engine running | Engine speed (RPM) | Ignition | Key inserted | Footbrake        | Drivers door opening sim. | Turn off the engine | Turn on the engine | Turn signal control | Trunk release | Opening all doors | Closing all doors | GND | PWR +12V |    |    |    |    |  |  |  |
| 1               | 2      | 3      | 4      | 5      | 6      | 7                         | 8                       | 1                  | 2                      | 3         | 4          | 5                | 6            | 7                   | 8                     | 9                  | 10                  | 11           | 12             | 13                 | 14       | 15           | 1                | 2                         | 3                   | 4                  | 5                   | 6             | 7                 | 8                 | 9   | 10       |    |    |    |    |  |  |  |

Attention:

**CITROEN XSARA PICASSO** year: **2004 →** program No: **11292** from: **2017-09-01**

| connector 8 pin |        |        |        |        |        |                           |                         | connector 15 pin   |                        |           |            |                  |              |                     |                       |                    |                     |              |                |                    |          |              | connector 10 pin |                           |                     |                    |                     |               |                   |                   |     |          |    |    |    |    |  |  |  |
|-----------------|--------|--------|--------|--------|--------|---------------------------|-------------------------|--------------------|------------------------|-----------|------------|------------------|--------------|---------------------|-----------------------|--------------------|---------------------|--------------|----------------|--------------------|----------|--------------|------------------|---------------------------|---------------------|--------------------|---------------------|---------------|-------------------|-------------------|-----|----------|----|----|----|----|--|--|--|
| CAN H           | CAN L  | CAN H  | CAN L  | CAN H  | CAN L  | OUT +                     | OUT -                   | OUT                | OUT                    | OUT       | OUT        | OUT              | OUT          | OUT                 | OUT                   | OUT                | OUT                 | OUT          | OUT            | OUT                | OUT      | OUT          | OUT              | OUT                       | OUT                 | IN                 | IN                  | IN            | IN                | IN                | IN  | IN       | IN | IN | IN | IN |  |  |  |
| CAN1-H          | CAN1-L | CAN2-H | CAN2-L | CAN3-H | CAN3-L | Alternative blink control | Alt. contr. centr. lock | Driver door sensor | Passengers door sensor | Trunk lid | Hood sense | Original alarm++ | Arming state | Lock factory remote | Unlock factory remote | Any button pressed | Handbrake / Parking | Speed 10kmph | Engine running | Engine speed (RPM) | Ignition | Key inserted | Footbrake        | Drivers door opening sim. | Turn off the engine | Turn on the engine | Turn signal control | Trunk release | Opening all doors | Closing all doors | GND | PWR +12V |    |    |    |    |  |  |  |
| 1               | 2      | 3      | 4      | 5      | 6      | 7                         | 8                       | 1                  | 2                      | 3         | 4          | 5                | 6            | 7                   | 8                     | 9                  | 10                  | 11           | 12             | 13                 | 14       | 15           | 1                | 2                         | 3                   | 4                  | 5                   | 6             | 7                 | 8                 | 9   | 10       |    |    |    |    |  |  |  |

Attention:









**DACIA JOGGER (LPG) (Keyless)**

year: 2022 →

with Keyless System

program No: 14186

from: 2023-02-06

| connector 8 pin |        |        |        |        |        |                           |                         |
|-----------------|--------|--------|--------|--------|--------|---------------------------|-------------------------|
| CAN H           | CAN L  | CAN H  | CAN L  | CAN H  | CAN L  | OUT +                     | OUT -                   |
| CAN1-H          | CAN1-L | CAN2-H | CAN2-L | CAN3-H | CAN3-L | Alternative blink control | Alt. contr. centr. lock |
| 1               | 2      | 3      | 4      | 5      | 6      | 7                         | 8                       |
| +               | +      | +      | +      | +      | +      | +                         | +                       |

| connector 15 pin   |                        |           |            |                  |              |                     |                       |                    |                     |              |                |                    |          |              |
|--------------------|------------------------|-----------|------------|------------------|--------------|---------------------|-----------------------|--------------------|---------------------|--------------|----------------|--------------------|----------|--------------|
| OUT                | OUT                    | OUT       | OUT        | OUT              | OUT          | OUT                 | OUT                   | OUT                | OUT                 | OUT          | OUT            | OUT                | OUT      | OUT          |
| Driver door sensor | Passengers door sensor | Trunk lid | Hood sense | Original alarm++ | Arming state | Lock factory remote | Unlock factory remote | Any button pressed | Handbrake / Parking | Speed 10kmph | Engine running | Engine speed (RPM) | Ignition | Key inserted |
| 1                  | 2                      | 3         | 4          | 5                | 6            | 7                   | 8                     | 9                  | 10                  | 11           | 12             | 13                 | 14       | 15           |
| +                  | +                      | +         | +          | +                | +            | +                   | +                     | +                  | +                   | +            | +              | +                  | +        | +            |

| connector 10 pin |                           |                     |                    |                     |               |                   |                   |     |          |
|------------------|---------------------------|---------------------|--------------------|---------------------|---------------|-------------------|-------------------|-----|----------|
| OUT              | IN                        | IN                  | IN                 | IN                  | IN            | IN                | IN                | IN  | IN       |
| Footbrake        | Drivers door opening sim. | Turn off the engine | Turn on the engine | Turn signal control | Trunk release | Opening all doors | Closing all doors | GND | PWR +12V |
| 1                | 2                         | 3                   | 4                  | 5                   | 6             | 7                 | 8                 | 9   | 10       |
| +                | +                         | +                   | +                  | +                   | +             | +                 | +                 | +   | +        |

|                         |                               |                 |
|-------------------------|-------------------------------|-----------------|
| Contr. of factory alarm | Contr. c.lock. when ign.is on | Comfort closure |
| +                       | +                             | +               |

Attention:

Switches (A) (B) (C) (D) (E) (F) (G) (H) (I) (J) (K) (L) (M) (N) (O) (P) (Q) (R) (S) (T) (U) (V) (W) (X) (Y) (Z)

**DACIA JOGGER (LPG) (Regular-key)**

year: 2022 →

without Keyless System

program No: 15122

from: 2023-10-27

| connector 8 pin |        |        |        |        |        |                           |                         |
|-----------------|--------|--------|--------|--------|--------|---------------------------|-------------------------|
| CAN H           | CAN L  | CAN H  | CAN L  | CAN H  | CAN L  | OUT +                     | OUT -                   |
| CAN1-H          | CAN1-L | CAN2-H | CAN2-L | CAN3-H | CAN3-L | Alternative blink control | Alt. contr. centr. lock |
| 1               | 2      | 3      | 4      | 5      | 6      | 7                         | 8                       |
| +               | +      | +      | +      | +      | +      | +                         | +                       |

| connector 15 pin   |                        |           |            |                  |              |                     |                       |                    |                     |              |                |                    |          |              |
|--------------------|------------------------|-----------|------------|------------------|--------------|---------------------|-----------------------|--------------------|---------------------|--------------|----------------|--------------------|----------|--------------|
| OUT                | OUT                    | OUT       | OUT        | OUT              | OUT          | OUT                 | OUT                   | OUT                | OUT                 | OUT          | OUT            | OUT                | OUT      | OUT          |
| Driver door sensor | Passengers door sensor | Trunk lid | Hood sense | Original alarm++ | Arming state | Lock factory remote | Unlock factory remote | Any button pressed | Handbrake / Parking | Speed 10kmph | Engine running | Engine speed (RPM) | Ignition | Key inserted |
| 1                  | 2                      | 3         | 4          | 5                | 6            | 7                   | 8                     | 9                  | 10                  | 11           | 12             | 13                 | 14       | 15           |
| +                  | +                      | +         | +          | +                | +            | +                   | +                     | +                  | +                   | +            | +              | +                  | +        | +            |

| connector 10 pin |                           |                     |                    |                     |               |                   |                   |     |          |
|------------------|---------------------------|---------------------|--------------------|---------------------|---------------|-------------------|-------------------|-----|----------|
| OUT              | IN                        | IN                  | IN                 | IN                  | IN            | IN                | IN                | IN  | IN       |
| Footbrake        | Drivers door opening sim. | Turn off the engine | Turn on the engine | Turn signal control | Trunk release | Opening all doors | Closing all doors | GND | PWR +12V |
| 1                | 2                         | 3                   | 4                  | 5                   | 6             | 7                 | 8                 | 9   | 10       |
| +                | +                         | +                   | +                  | +                   | +             | +                 | +                 | +   | +        |

|                         |                               |                 |
|-------------------------|-------------------------------|-----------------|
| Contr. of factory alarm | Contr. c.lock. when ign.is on | Comfort closure |
| +                       | +                             | +               |

Attention:

Switches (A) (B) (C) (D) (E) (F) (G) (H) (I) (J) (K) (L) (M) (N) (O) (P) (Q) (R) (S) (T) (U) (V) (W) (X) (Y) (Z)

**DACIA LODGY**

year: 2012 →

program No: 11574

from: 2017-09-01

| connector 8 pin |        |        |        |        |        |                           |                         |
|-----------------|--------|--------|--------|--------|--------|---------------------------|-------------------------|
| CAN H           | CAN L  | CAN H  | CAN L  | CAN H  | CAN L  | OUT +                     | OUT -                   |
| CAN1-H          | CAN1-L | CAN2-H | CAN2-L | CAN3-H | CAN3-L | Alternative blink control | Alt. contr. centr. lock |
| 1               | 2      | 3      | 4      | 5      | 6      | 7                         | 8                       |
| +               | +      | +      | +      | +      | +      | +                         | +                       |

| connector 15 pin   |                        |           |            |                  |              |                     |                       |                    |                     |              |                |                    |          |              |
|--------------------|------------------------|-----------|------------|------------------|--------------|---------------------|-----------------------|--------------------|---------------------|--------------|----------------|--------------------|----------|--------------|
| OUT                | OUT                    | OUT       | OUT        | OUT              | OUT          | OUT                 | OUT                   | OUT                | OUT                 | OUT          | OUT            | OUT                | OUT      | OUT          |
| Driver door sensor | Passengers door sensor | Trunk lid | Hood sense | Original alarm++ | Arming state | Lock factory remote | Unlock factory remote | Any button pressed | Handbrake / Parking | Speed 10kmph | Engine running | Engine speed (RPM) | Ignition | Key inserted |
| 1                  | 2                      | 3         | 4          | 5                | 6            | 7                   | 8                     | 9                  | 10                  | 11           | 12             | 13                 | 14       | 15           |
| +                  | +                      | +         | +          | +                | +            | +                   | +                     | +                  | +                   | +            | +              | +                  | +        | +            |

| connector 10 pin |                           |                     |                    |                     |               |                   |                   |     |          |
|------------------|---------------------------|---------------------|--------------------|---------------------|---------------|-------------------|-------------------|-----|----------|
| OUT              | IN                        | IN                  | IN                 | IN                  | IN            | IN                | IN                | IN  | IN       |
| Footbrake        | Drivers door opening sim. | Turn off the engine | Turn on the engine | Turn signal control | Trunk release | Opening all doors | Closing all doors | GND | PWR +12V |
| 1                | 2                         | 3                   | 4                  | 5                   | 6             | 7                 | 8                 | 9   | 10       |
| +                | +                         | +                   | +                  | +                   | +             | +                 | +                 | +   | +        |

|                         |                               |                 |
|-------------------------|-------------------------------|-----------------|
| Contr. of factory alarm | Contr. c.lock. when ign.is on | Comfort closure |
| +                       | +                             | +               |

Attention:

Switches (A) (B) (C) (D) (E) (F) (G) (H) (I) (J) (K) (L) (M) (N) (O) (P) (Q) (R) (S) (T) (U) (V) (W) (X) (Y) (Z)

**DACIA LODGY STEPWAY**

year: 2017 →

program No: 13573

from: 2021-02-24

| connector 8 pin |        |        |        |        |        |                           |                         |
|-----------------|--------|--------|--------|--------|--------|---------------------------|-------------------------|
| CAN H           | CAN L  | CAN H  | CAN L  | CAN H  | CAN L  | OUT +                     | OUT -                   |
| CAN1-H          | CAN1-L | CAN2-H | CAN2-L | CAN3-H | CAN3-L | Alternative blink control | Alt. contr. centr. lock |
| 1               | 2      | 3      | 4      | 5      | 6      | 7                         | 8                       |
| +               | +      | +      | +      | +      | +      | +                         | +                       |

| connector 15 pin   |                        |           |            |                  |              |                     |                       |                    |                     |              |                |                    |          |              |
|--------------------|------------------------|-----------|------------|------------------|--------------|---------------------|-----------------------|--------------------|---------------------|--------------|----------------|--------------------|----------|--------------|
| OUT                | OUT                    | OUT       | OUT        | OUT              | OUT          | OUT                 | OUT                   | OUT                | OUT                 | OUT          | OUT            | OUT                | OUT      | OUT          |
| Driver door sensor | Passengers door sensor | Trunk lid | Hood sense | Original alarm++ | Arming state | Lock factory remote | Unlock factory remote | Any button pressed | Handbrake / Parking | Speed 10kmph | Engine running | Engine speed (RPM) | Ignition | Key inserted |
| 1                  | 2                      | 3         | 4          | 5                | 6            | 7                   | 8                     | 9                  | 10                  | 11           | 12             | 13                 | 14       | 15           |
| +                  | +                      | +         | +          | +                | +            | +                   | +                     | +                  | +                   | +            | +              | +                  | +        | +            |

| connector 10 pin |                           |                     |                    |                     |               |                   |                   |     |          |
|------------------|---------------------------|---------------------|--------------------|---------------------|---------------|-------------------|-------------------|-----|----------|
| OUT              | IN                        | IN                  | IN                 | IN                  | IN            | IN                | IN                | IN  | IN       |
| Footbrake        | Drivers door opening sim. | Turn off the engine | Turn on the engine | Turn signal control | Trunk release | Opening all doors | Closing all doors | GND | PWR +12V |
| 1                | 2                         | 3                   | 4                  | 5                   | 6             | 7                 | 8                 | 9   | 10       |
| +                | +                         | +                   | +                  | +                   | +             | +                 | +                 | +   | +        |

|                         |                               |                 |
|-------------------------|-------------------------------|-----------------|
| Contr. of factory alarm | Contr. c.lock. when ign.is on | Comfort closure |
| +                       | +                             | +               |

Attention:

Switches (A) (B) (C) (D) (E) (F) (G) (H) (I) (J) (K) (L) (M) (N) (O) (P) (Q) (R) (S) (T) (U) (V) (W) (X) (Y) (Z)

**DACIA LOGAN (III) (LPG)**

year: 2021 →

program No: 13732

from: 2023-02-06

| connector 8 pin |        |        |        |        |        |                           |                         |
|-----------------|--------|--------|--------|--------|--------|---------------------------|-------------------------|
| CAN H           | CAN L  | CAN H  | CAN L  | CAN H  | CAN L  | OUT +                     | OUT -                   |
| CAN1-H          | CAN1-L | CAN2-H | CAN2-L | CAN3-H | CAN3-L | Alternative blink control | Alt. contr. centr. lock |
| 1               | 2      | 3      | 4      | 5      | 6      | 7                         | 8                       |
| +               | +      | +      | +      | +      | +      | +                         | +                       |

| connector 15 pin   |                        |           |            |                  |              |                     |                       |                    |                     |              |                |                    |          |              |
|--------------------|------------------------|-----------|------------|------------------|--------------|---------------------|-----------------------|--------------------|---------------------|--------------|----------------|--------------------|----------|--------------|
| OUT                | OUT                    | OUT       | OUT        | OUT              | OUT          | OUT                 | OUT                   | OUT                | OUT                 | OUT          | OUT            | OUT                | OUT      | OUT          |
| Driver door sensor | Passengers door sensor | Trunk lid | Hood sense | Original alarm++ | Arming state | Lock factory remote | Unlock factory remote | Any button pressed | Handbrake / Parking | Speed 10kmph | Engine running | Engine speed (RPM) | Ignition | Key inserted |
| 1                  | 2                      | 3         | 4          | 5                | 6            | 7                   | 8                     | 9                  | 10                  | 11           | 12             | 13                 | 14       | 15           |
| +                  | +                      | +         | +          | +                | +            | +                   | +                     | +                  | +                   | +            | +              | +                  | +        | +            |

| connector 10 pin |                           |                     |                    |                     |               |                   |                   |     |          |
|------------------|---------------------------|---------------------|--------------------|---------------------|---------------|-------------------|-------------------|-----|----------|
| OUT              | IN                        | IN                  | IN                 | IN                  | IN            | IN                | IN                | IN  | IN       |
| Footbrake        | Drivers door opening sim. | Turn off the engine | Turn on the engine | Turn signal control | Trunk release | Opening all doors | Closing all doors | GND | PWR +12V |
| 1                | 2                         | 3                   | 4                  | 5                   | 6             | 7                 | 8                 | 9   | 10       |
| +                | +                         | +                   | +                  | +                   | +             | +                 | +                 | +   | +        |

|                         |                               |                 |
|-------------------------|-------------------------------|-----------------|
| Contr. of factory alarm | Contr. c.lock. when ign.is on | Comfort closure |
| +                       | +                             | +               |

Attention:

Switches (A) (B) (C) (D) (E) (F) (G) (H) (I) (J) (K) (L) (M) (N) (O) (P) (Q) (R) (S) (T) (U) (V) (W) (X) (Y) (Z)

**DACIA LOGAN II** year: **2013 →** program #: **11574** from: **2017-09-01**

| connector 8 pin |        |        |        |        |        |                            |                         | connector 15 pin   |                        |           |            |                  |              |                     |                       |                    |                     |              |                |                    |          |              | connector 10 pin |                           |                     |                    |                     |               |                   |                   |     |          |           |                           |                     |                    |                     |               |                   |                   |     |          |   |
|-----------------|--------|--------|--------|--------|--------|----------------------------|-------------------------|--------------------|------------------------|-----------|------------|------------------|--------------|---------------------|-----------------------|--------------------|---------------------|--------------|----------------|--------------------|----------|--------------|------------------|---------------------------|---------------------|--------------------|---------------------|---------------|-------------------|-------------------|-----|----------|-----------|---------------------------|---------------------|--------------------|---------------------|---------------|-------------------|-------------------|-----|----------|---|
| CAN H           | CAN L  | CAN H  | CAN L  | CAN H  | CAN L  | OUT +                      | OUT -                   | OUT                | OUT                    | OUT       | OUT        | OUT              | OUT          | OUT                 | OUT                   | OUT                | OUT                 | OUT          | OUT            | OUT                | OUT      | OUT          | OUT              | OUT                       | OUT                 | OUT                | OUT                 | OUT           | OUT               | IN                | IN  | IN       | IN        | IN                        | IN                  | IN                 | IN                  | IN            | IN                | IN                |     |          |   |
| CAN1-H          | CAN1-L | CAN2-H | CAN2-L | CAN3-H | CAN3-L | Alternative blink. control | Alt. contr. centr. lock | Driver door sensor | Passengers door sensor | Trunk lid | Hood sense | Original alarm++ | Arming state | Lock factory remote | Unlock factory remote | Any button pressed | Handbrake / Parking | Speed 10kmph | Engine running | Engine speed (RPM) | Ignition | Key inserted | Footbrake        | Drivers door opening sim. | Turn off the engine | Turn on the engine | Turn signal control | Trunk release | Opening all doors | Closing all doors | GND | PWR +12V | Footbrake | Drivers door opening sim. | Turn off the engine | Turn on the engine | Turn signal control | Trunk release | Opening all doors | Closing all doors | GND | PWR +12V |   |
| 1               | 2      | 3      | 4      | 5      | 6      | 7                          | 8                       | 1                  | 2                      | 3         | 4          | 5                | 6            | 7                   | 8                     | 9                  | 10                  | 11           | 12             | 13                 | 14       | 15           | 1                | 2                         | 3                   | 4                  | 5                   | 6             | 7                 | 8                 | 9   | 10       | 1         | 2                         | 3                   | 4                  | 5                   | 6             | 7                 | 8                 | 9   | 10       |   |
| +               | +      |        |        |        |        | +                          | +                       | +                  | +                      | +         | +          | +                | +            | +                   | +                     | +                  | +                   | +            | +              | +                  | +        | +            | +                | +                         | +                   | +                  | +                   | +             | +                 | +                 | +   | +        | +         | +                         | +                   | +                  | +                   | +             | +                 | +                 | +   | +        | + |

Attention:

**DACIA LOGAN MCV II** year: **2013 →** program #: **11574** from: **2017-09-01**

| connector 8 pin |        |        |        |        |        |                            |                         | connector 15 pin   |                        |           |            |                  |              |                     |                       |                    |                     |              |                |                    |          |              | connector 10 pin |                           |                     |                    |                     |               |                   |                   |     |          |           |                           |                     |                    |                     |               |                   |                   |     |          |     |
|-----------------|--------|--------|--------|--------|--------|----------------------------|-------------------------|--------------------|------------------------|-----------|------------|------------------|--------------|---------------------|-----------------------|--------------------|---------------------|--------------|----------------|--------------------|----------|--------------|------------------|---------------------------|---------------------|--------------------|---------------------|---------------|-------------------|-------------------|-----|----------|-----------|---------------------------|---------------------|--------------------|---------------------|---------------|-------------------|-------------------|-----|----------|-----|
| CAN H           | CAN L  | CAN H  | CAN L  | CAN H  | CAN L  | OUT +                      | OUT -                   | OUT                | OUT                    | OUT       | OUT        | OUT              | OUT          | OUT                 | OUT                   | OUT                | OUT                 | OUT          | OUT            | OUT                | OUT      | OUT          | OUT              | OUT                       | OUT                 | OUT                | OUT                 | OUT           | OUT               | OUT               | OUT | OUT      | OUT       | OUT                       | OUT                 | OUT                | OUT                 | OUT           | OUT               | OUT               | OUT | OUT      | OUT |
| CAN1-H          | CAN1-L | CAN2-H | CAN2-L | CAN3-H | CAN3-L | Alternative blink. control | Alt. contr. centr. lock | Driver door sensor | Passengers door sensor | Trunk lid | Hood sense | Original alarm++ | Arming state | Lock factory remote | Unlock factory remote | Any button pressed | Handbrake / Parking | Speed 10kmph | Engine running | Engine speed (RPM) | Ignition | Key inserted | Footbrake        | Drivers door opening sim. | Turn off the engine | Turn on the engine | Turn signal control | Trunk release | Opening all doors | Closing all doors | GND | PWR +12V | Footbrake | Drivers door opening sim. | Turn off the engine | Turn on the engine | Turn signal control | Trunk release | Opening all doors | Closing all doors | GND | PWR +12V |     |
| 1               | 2      | 3      | 4      | 5      | 6      | 7                          | 8                       | 1                  | 2                      | 3         | 4          | 5                | 6            | 7                   | 8                     | 9                  | 10                  | 11           | 12             | 13                 | 14       | 15           | 1                | 2                         | 3                   | 4                  | 5                   | 6             | 7                 | 8                 | 9   | 10       | 1         | 2                         | 3                   | 4                  | 5                   | 6             | 7                 | 8                 | 9   | 10       |     |
| +               | +      |        |        |        |        | +                          | +                       | +                  | +                      | +         | +          | +                | +            | +                   | +                     | +                  | +                   | +            | +              | +                  | +        | +            | +                | +                         | +                   | +                  | +                   | +             | +                 | +                 | +   | +        | +         | +                         | +                   | +                  | +                   | +             | +                 | +                 | +   | +        | +   |

Attention:

**DACIA LOGAN VAN** year: **2008 →** (only with engine controller Delphi DCM 3.4) program #: **11283** from: **2017-09-01**

| connector 8 pin |        |        |        |        |        |                            |                         | connector 15 pin   |                        |           |            |                  |              |                     |                       |                    |                     |              |                |                    |          |              | connector 10 pin |                           |                     |                    |                     |               |                   |                   |     |          |           |                           |                     |                    |                     |               |                   |                   |     |          |     |     |
|-----------------|--------|--------|--------|--------|--------|----------------------------|-------------------------|--------------------|------------------------|-----------|------------|------------------|--------------|---------------------|-----------------------|--------------------|---------------------|--------------|----------------|--------------------|----------|--------------|------------------|---------------------------|---------------------|--------------------|---------------------|---------------|-------------------|-------------------|-----|----------|-----------|---------------------------|---------------------|--------------------|---------------------|---------------|-------------------|-------------------|-----|----------|-----|-----|
| CAN H           | CAN L  | CAN H  | CAN L  | CAN H  | CAN L  | OUT +                      | OUT -                   | OUT                | OUT                    | OUT       | OUT        | OUT              | OUT          | OUT                 | OUT                   | OUT                | OUT                 | OUT          | OUT            | OUT                | OUT      | OUT          | OUT              | OUT                       | OUT                 | OUT                | OUT                 | OUT           | OUT               | OUT               | OUT | OUT      | OUT       | OUT                       | OUT                 | OUT                | OUT                 | OUT           | OUT               | OUT               | OUT | OUT      | OUT | OUT |
| CAN1-H          | CAN1-L | CAN2-H | CAN2-L | CAN3-H | CAN3-L | Alternative blink. control | Alt. contr. centr. lock | Driver door sensor | Passengers door sensor | Trunk lid | Hood sense | Original alarm++ | Arming state | Lock factory remote | Unlock factory remote | Any button pressed | Handbrake / Parking | Speed 10kmph | Engine running | Engine speed (RPM) | Ignition | Key inserted | Footbrake        | Drivers door opening sim. | Turn off the engine | Turn on the engine | Turn signal control | Trunk release | Opening all doors | Closing all doors | GND | PWR +12V | Footbrake | Drivers door opening sim. | Turn off the engine | Turn on the engine | Turn signal control | Trunk release | Opening all doors | Closing all doors | GND | PWR +12V |     |     |
| 1               | 2      | 3      | 4      | 5      | 6      | 7                          | 8                       | 1                  | 2                      | 3         | 4          | 5                | 6            | 7                   | 8                     | 9                  | 10                  | 11           | 12             | 13                 | 14       | 15           | 1                | 2                         | 3                   | 4                  | 5                   | 6             | 7                 | 8                 | 9   | 10       | 1         | 2                         | 3                   | 4                  | 5                   | 6             | 7                 | 8                 | 9   | 10       |     |     |
| +               | +      |        |        |        |        | +                          | +                       | +                  | +                      | +         | +          | +                | +            | +                   | +                     | +                  | +                   | +            | +              | +                  | +        | +            | +                | +                         | +                   | +                  | +                   | +             | +                 | +                 | +   | +        | +         | +                         | +                   | +                  | +                   | +             | +                 | +                 | +   | +        | +   | +   |

Attention:

**DACIA SANDERO (LPG) (Keyless)** year: **2021 →** with Keyless System program #: **13563** from: **2023-02-06**

| connector 8 pin |        |        |        |        |        |                            |                         | connector 15 pin   |                        |           |            |                  |              |                     |                       |                    |                     |              |                |                    |          |              | connector 10 pin |                           |                     |                    |                     |               |                   |                   |     |          |           |                           |                     |                    |                     |               |                   |                   |     |          |     |     |     |
|-----------------|--------|--------|--------|--------|--------|----------------------------|-------------------------|--------------------|------------------------|-----------|------------|------------------|--------------|---------------------|-----------------------|--------------------|---------------------|--------------|----------------|--------------------|----------|--------------|------------------|---------------------------|---------------------|--------------------|---------------------|---------------|-------------------|-------------------|-----|----------|-----------|---------------------------|---------------------|--------------------|---------------------|---------------|-------------------|-------------------|-----|----------|-----|-----|-----|
| CAN H           | CAN L  | CAN H  | CAN L  | CAN H  | CAN L  | OUT +                      | OUT -                   | OUT                | OUT                    | OUT       | OUT        | OUT              | OUT          | OUT                 | OUT                   | OUT                | OUT                 | OUT          | OUT            | OUT                | OUT      | OUT          | OUT              | OUT                       | OUT                 | OUT                | OUT                 | OUT           | OUT               | OUT               | OUT | OUT      | OUT       | OUT                       | OUT                 | OUT                | OUT                 | OUT           | OUT               | OUT               | OUT | OUT      | OUT | OUT | OUT |
| CAN1-H          | CAN1-L | CAN2-H | CAN2-L | CAN3-H | CAN3-L | Alternative blink. control | Alt. contr. centr. lock | Driver door sensor | Passengers door sensor | Trunk lid | Hood sense | Original alarm++ | Arming state | Lock factory remote | Unlock factory remote | Any button pressed | Handbrake / Parking | Speed 10kmph | Engine running | Engine speed (RPM) | Ignition | Key inserted | Footbrake        | Drivers door opening sim. | Turn off the engine | Turn on the engine | Turn signal control | Trunk release | Opening all doors | Closing all doors | GND | PWR +12V | Footbrake | Drivers door opening sim. | Turn off the engine | Turn on the engine | Turn signal control | Trunk release | Opening all doors | Closing all doors | GND | PWR +12V |     |     |     |
| 1               | 2      | 3      | 4      | 5      | 6      | 7                          | 8                       | 1                  | 2                      | 3         | 4          | 5                | 6            | 7                   | 8                     | 9                  | 10                  | 11           | 12             | 13                 | 14       | 15           | 1                | 2                         | 3                   | 4                  | 5                   | 6             | 7                 | 8                 | 9   | 10       | 1         | 2                         | 3                   | 4                  | 5                   | 6             | 7                 | 8                 | 9   | 10       |     |     |     |
| +               | +      |        |        |        |        | +                          | +                       | +                  | +                      | +         | +          | +                | +            | +                   | +                     | +                  | +                   | +            | +              | +                  | +        | +            | +                | +                         | +                   | +                  | +                   | +             | +                 | +                 | +   | +        | +         | +                         | +                   | +                  | +                   | +             | +                 | +                 | +   | +        | +   | +   | +   |

Attention:

**DACIA SANDERO** year: **2012 →** program #: **11574** from: **2017-09-01**

| connector 8 pin |        |        |        |        |        |                            |                         | connector 15 pin   |                        |           |            |                  |              |                     |                       |                    |                     |              |                |                    |          |              | connector 10 pin |                           |                     |                    |                     |               |                   |                   |     |          |           |                           |                     |                    |                     |               |                   |                   |     |          |     |     |     |
|-----------------|--------|--------|--------|--------|--------|----------------------------|-------------------------|--------------------|------------------------|-----------|------------|------------------|--------------|---------------------|-----------------------|--------------------|---------------------|--------------|----------------|--------------------|----------|--------------|------------------|---------------------------|---------------------|--------------------|---------------------|---------------|-------------------|-------------------|-----|----------|-----------|---------------------------|---------------------|--------------------|---------------------|---------------|-------------------|-------------------|-----|----------|-----|-----|-----|
| CAN H           | CAN L  | CAN H  | CAN L  | CAN H  | CAN L  | OUT +                      | OUT -                   | OUT                | OUT                    | OUT       | OUT        | OUT              | OUT          | OUT                 | OUT                   | OUT                | OUT                 | OUT          | OUT            | OUT                | OUT      | OUT          | OUT              | OUT                       | OUT                 | OUT                | OUT                 | OUT           | OUT               | OUT               | OUT | OUT      | OUT       | OUT                       | OUT                 | OUT                | OUT                 | OUT           | OUT               | OUT               | OUT | OUT      | OUT | OUT | OUT |
| CAN1-H          | CAN1-L | CAN2-H | CAN2-L | CAN3-H | CAN3-L | Alternative blink. control | Alt. contr. centr. lock | Driver door sensor | Passengers door sensor | Trunk lid | Hood sense | Original alarm++ | Arming state | Lock factory remote | Unlock factory remote | Any button pressed | Handbrake / Parking | Speed 10kmph | Engine running | Engine speed (RPM) | Ignition | Key inserted | Footbrake        | Drivers door opening sim. | Turn off the engine | Turn on the engine | Turn signal control | Trunk release | Opening all doors | Closing all doors | GND | PWR +12V | Footbrake | Drivers door opening sim. | Turn off the engine | Turn on the engine | Turn signal control | Trunk release | Opening all doors | Closing all doors | GND | PWR +12V |     |     |     |
| 1               | 2      | 3      | 4      | 5      | 6      | 7                          | 8                       | 1                  | 2                      | 3         | 4          | 5                | 6            | 7                   | 8                     | 9                  | 10                  | 11           | 12             | 13                 | 14       | 15           | 1                | 2                         | 3                   | 4                  | 5                   | 6             | 7                 | 8                 | 9   | 10       | 1         | 2                         | 3                   | 4                  | 5                   | 6             | 7                 | 8                 | 9   | 10       |     |     |     |
| +               | +      |        |        |        |        | +                          | +                       | +                  | +                      | +         | +          | +                | +            | +                   | +                     | +                  | +                   | +            | +              | +                  | +        | +            | +                | +                         | +                   | +                  | +                   | +             | +                 | +                 | +   | +        | +         | +                         | +                   | +                  | +                   | +             | +                 | +                 | +   | +        | +   | +   | +   |

Attention:



DAIHATSU SIRION (M300)

year: 2008 →

without Keyless System

program №: 12489

from: 2018-10-15

| connector 8 pin |        |        |        |        |        |                           |                         |
|-----------------|--------|--------|--------|--------|--------|---------------------------|-------------------------|
| CAN H           | CAN L  | CAN H  | CAN L  | CAN H  | CAN L  | OUT +                     | OUT -                   |
| CAN1-H          | CAN1-L | CAN2-H | CAN2-L | CAN3-H | CAN3-L | Alternative blink control | Alt. contr. centr. lock |
| 1               | 2      | 3      | 4      | 5      | 6      | 7                         | 8                       |
| +               | +      |        |        |        |        | +                         |                         |

| connector 15 pin   |                        |           |            |                  |              |                     |                       |                    |                     |              |                |                    |          |              |
|--------------------|------------------------|-----------|------------|------------------|--------------|---------------------|-----------------------|--------------------|---------------------|--------------|----------------|--------------------|----------|--------------|
| OUT                | OUT                    | OUT       | OUT        | OUT              | OUT          | OUT                 | OUT                   | OUT                | OUT                 | OUT          | OUT            | OUT                | OUT      | OUT          |
| Driver door sensor | Passengers door sensor | Trunk lid | Hood sense | Original alarm++ | Arming state | Lock factory remote | Unlock factory remote | Any button pressed | Handbrake / Parking | Speed 10kmph | Engine running | Engine speed (RPM) | Ignition | Key inserted |
| 1                  | 2                      | 3         | 4          | 5                | 6            | 7                   | 8                     | 9                  | 10                  | 11           | 12             | 13                 | 14       | 15           |
| +                  | +                      | +         |            |                  |              |                     |                       | +                  | +                   | +            | +              | +                  | +        | +            |

| connector 10 pin |                           |                     |                    |                     |               |                   |                   |     |          |
|------------------|---------------------------|---------------------|--------------------|---------------------|---------------|-------------------|-------------------|-----|----------|
| OUT              | IN                        | IN                  | IN                 | IN                  | IN            | IN                | IN                | IN  | +        |
| Footbrake        | Drivers door opening sim. | Turn off the engine | Turn on the engine | Turn signal control | Trunk release | Opening all doors | Closing all doors | GND | PWR +12V |
| 1                | 2                         | 3                   | 4                  | 5                   | 6             | 7                 | 8                 | 9   | 10       |
| +                |                           |                     |                    | +                   | +             |                   |                   | +   | +        |

Attention:

DAIHATSU TERIOS (J300) (RHD)

year: 2018 →

without Keyless System

program №: 12493

from: 2018-10-17

| connector 8 pin |        |        |        |        |        |                           |                         |
|-----------------|--------|--------|--------|--------|--------|---------------------------|-------------------------|
| CAN H           | CAN L  | CAN H  | CAN L  | CAN H  | CAN L  | OUT +                     | OUT -                   |
| CAN1-H          | CAN1-L | CAN2-H | CAN2-L | CAN3-H | CAN3-L | Alternative blink control | Alt. contr. centr. lock |
| 1               | 2      | 3      | 4      | 5      | 6      | 7                         | 8                       |
| +               | +      |        |        |        |        | +                         |                         |

| connector 15 pin   |                        |           |            |                  |              |                     |                       |                    |                     |              |                |                    |          |              |
|--------------------|------------------------|-----------|------------|------------------|--------------|---------------------|-----------------------|--------------------|---------------------|--------------|----------------|--------------------|----------|--------------|
| OUT                | OUT                    | OUT       | OUT        | OUT              | OUT          | OUT                 | OUT                   | OUT                | OUT                 | OUT          | OUT            | OUT                | OUT      | OUT          |
| Driver door sensor | Passengers door sensor | Trunk lid | Hood sense | Original alarm++ | Arming state | Lock factory remote | Unlock factory remote | Any button pressed | Handbrake / Parking | Speed 10kmph | Engine running | Engine speed (RPM) | Ignition | Key inserted |
| 1                  | 2                      | 3         | 4          | 5                | 6            | 7                   | 8                     | 9                  | 10                  | 11           | 12             | 13                 | 14       | 15           |
| +                  | +                      | +         |            |                  |              |                     |                       | +                  | +                   | +            | +              | +                  | +        | +            |

| connector 10 pin |                           |                     |                    |                     |               |                   |                   |     |          |
|------------------|---------------------------|---------------------|--------------------|---------------------|---------------|-------------------|-------------------|-----|----------|
| OUT              | IN                        | IN                  | IN                 | IN                  | IN            | IN                | IN                | IN  | +        |
| Footbrake        | Drivers door opening sim. | Turn off the engine | Turn on the engine | Turn signal control | Trunk release | Opening all doors | Closing all doors | GND | PWR +12V |
| 1                | 2                         | 3                   | 4                  | 5                   | 6             | 7                 | 8                 | 9   | 10       |
| +                |                           |                     |                    | +                   | +             |                   |                   | +   | +        |

Attention:

DAIHATSU TERIOS (RHD)

year: 2014 →

without Keyless System

program №: 12492

from: 2018-10-16

| connector 8 pin |        |        |        |        |        |                           |                         |
|-----------------|--------|--------|--------|--------|--------|---------------------------|-------------------------|
| CAN H           | CAN L  | CAN H  | CAN L  | CAN H  | CAN L  | OUT +                     | OUT -                   |
| CAN1-H          | CAN1-L | CAN2-H | CAN2-L | CAN3-H | CAN3-L | Alternative blink control | Alt. contr. centr. lock |
| 1               | 2      | 3      | 4      | 5      | 6      | 7                         | 8                       |
| +               | +      |        |        |        |        | +                         |                         |

| connector 15 pin   |                        |           |            |                  |              |                     |                       |                    |                     |              |                |                    |          |              |
|--------------------|------------------------|-----------|------------|------------------|--------------|---------------------|-----------------------|--------------------|---------------------|--------------|----------------|--------------------|----------|--------------|
| OUT                | OUT                    | OUT       | OUT        | OUT              | OUT          | OUT                 | OUT                   | OUT                | OUT                 | OUT          | OUT            | OUT                | OUT      | OUT          |
| Driver door sensor | Passengers door sensor | Trunk lid | Hood sense | Original alarm++ | Arming state | Lock factory remote | Unlock factory remote | Any button pressed | Handbrake / Parking | Speed 10kmph | Engine running | Engine speed (RPM) | Ignition | Key inserted |
| 1                  | 2                      | 3         | 4          | 5                | 6            | 7                   | 8                     | 9                  | 10                  | 11           | 12             | 13                 | 14       | 15           |
| +                  | +                      | +         |            |                  |              |                     |                       | +                  | +                   | +            | +              | +                  | +        | +            |

| connector 10 pin |                           |                     |                    |                     |               |                   |                   |     |          |
|------------------|---------------------------|---------------------|--------------------|---------------------|---------------|-------------------|-------------------|-----|----------|
| OUT              | IN                        | IN                  | IN                 | IN                  | IN            | IN                | IN                | IN  | +        |
| Footbrake        | Drivers door opening sim. | Turn off the engine | Turn on the engine | Turn signal control | Trunk release | Opening all doors | Closing all doors | GND | PWR +12V |
| 1                | 2                         | 3                   | 4                  | 5                   | 6             | 7                 | 8                 | 9   | 10       |
| +                |                           |                     |                    | +                   | +             |                   |                   | +   | +        |

Attention:

DAIHATSU XENIA (RHD)

year: 2015 →

without Keyless System

program №: 12518

from: 2018-10-07

| connector 8 pin |        |        |        |        |        |                           |                         |
|-----------------|--------|--------|--------|--------|--------|---------------------------|-------------------------|
| CAN H           | CAN L  | CAN H  | CAN L  | CAN H  | CAN L  | OUT +                     | OUT -                   |
| CAN1-H          | CAN1-L | CAN2-H | CAN2-L | CAN3-H | CAN3-L | Alternative blink control | Alt. contr. centr. lock |
| 1               | 2      | 3      | 4      | 5      | 6      | 7                         | 8                       |
| +               | +      |        |        |        |        | +                         |                         |

| connector 15 pin   |                        |           |            |                  |              |                     |                       |                    |                     |              |                |                    |          |              |
|--------------------|------------------------|-----------|------------|------------------|--------------|---------------------|-----------------------|--------------------|---------------------|--------------|----------------|--------------------|----------|--------------|
| OUT                | OUT                    | OUT       | OUT        | OUT              | OUT          | OUT                 | OUT                   | OUT                | OUT                 | OUT          | OUT            | OUT                | OUT      | OUT          |
| Driver door sensor | Passengers door sensor | Trunk lid | Hood sense | Original alarm++ | Arming state | Lock factory remote | Unlock factory remote | Any button pressed | Handbrake / Parking | Speed 10kmph | Engine running | Engine speed (RPM) | Ignition | Key inserted |
| 1                  | 2                      | 3         | 4          | 5                | 6            | 7                   | 8                     | 9                  | 10                  | 11           | 12             | 13                 | 14       | 15           |
| +                  | +                      | +         |            |                  |              |                     |                       | +                  | +                   | +            | +              | +                  | +        | +            |

| connector 10 pin |                           |                     |                    |                     |               |                   |                   |     |          |
|------------------|---------------------------|---------------------|--------------------|---------------------|---------------|-------------------|-------------------|-----|----------|
| OUT              | IN                        | IN                  | IN                 | IN                  | IN            | IN                | IN                | IN  | +        |
| Footbrake        | Drivers door opening sim. | Turn off the engine | Turn on the engine | Turn signal control | Trunk release | Opening all doors | Closing all doors | GND | PWR +12V |
| 1                | 2                         | 3                   | 4                  | 5                   | 6             | 7                 | 8                 | 9   | 10       |
| +                |                           |                     |                    | +                   | +             |                   |                   | +   | +        |

Attention:

DAIHATSU LUXIO LUXIO (RHD)

year: 2014 →

program №: 12522

from: 2018-10-23

| connector 8 pin |        |        |        |        |        |                           |                         |
|-----------------|--------|--------|--------|--------|--------|---------------------------|-------------------------|
| CAN H           | CAN L  | CAN H  | CAN L  | CAN H  | CAN L  | OUT +                     | OUT -                   |
| CAN1-H          | CAN1-L | CAN2-H | CAN2-L | CAN3-H | CAN3-L | Alternative blink control | Alt. contr. centr. lock |
| 1               | 2      | 3      | 4      | 5      | 6      | 7                         | 8                       |
| +               | +      |        |        |        |        | +                         |                         |

| connector 15 pin   |                        |           |            |                  |              |                     |                       |                    |                     |              |                |                    |          |              |
|--------------------|------------------------|-----------|------------|------------------|--------------|---------------------|-----------------------|--------------------|---------------------|--------------|----------------|--------------------|----------|--------------|
| OUT                | OUT                    | OUT       | OUT        | OUT              | OUT          | OUT                 | OUT                   | OUT                | OUT                 | OUT          | OUT            | OUT                | OUT      | OUT          |
| Driver door sensor | Passengers door sensor | Trunk lid | Hood sense | Original alarm++ | Arming state | Lock factory remote | Unlock factory remote | Any button pressed | Handbrake / Parking | Speed 10kmph | Engine running | Engine speed (RPM) | Ignition | Key inserted |
| 1                  | 2                      | 3         | 4          | 5                | 6            | 7                   | 8                     | 9                  | 10                  | 11           | 12             | 13                 | 14       | 15           |
| +                  | +                      | +         |            |                  |              |                     |                       | +                  | +                   | +            | +              | +                  | +        | +            |

| connector 10 pin |                           |                     |                    |                     |               |                   |                   |     |          |
|------------------|---------------------------|---------------------|--------------------|---------------------|---------------|-------------------|-------------------|-----|----------|
| OUT              | IN                        | IN                  | IN                 | IN                  | IN            | IN                | IN                | IN  | +        |
| Footbrake        | Drivers door opening sim. | Turn off the engine | Turn on the engine | Turn signal control | Trunk release | Opening all doors | Closing all doors | GND | PWR +12V |
| 1                | 2                         | 3                   | 4                  | 5                   | 6             | 7                 | 8                 | 9   | 10       |
| +                |                           |                     |                    | +                   | +             |                   |                   | +   | +        |

Attention:

Switches

| DATSUN mi-DO    |        |        |        |        |        |       |       |                           |                         | year: 2015 →       |                        |           |            |                  |              |                     |                       |                    |                     | program №: 11977 |                |                    |          |              |           |                           |                     |                    |                     | from: 2017-09-01 |                   |                   |     |          |                         |                              |                 |
|-----------------|--------|--------|--------|--------|--------|-------|-------|---------------------------|-------------------------|--------------------|------------------------|-----------|------------|------------------|--------------|---------------------|-----------------------|--------------------|---------------------|------------------|----------------|--------------------|----------|--------------|-----------|---------------------------|---------------------|--------------------|---------------------|------------------|-------------------|-------------------|-----|----------|-------------------------|------------------------------|-----------------|
| connector 8 pin |        |        |        |        |        |       |       |                           |                         | connector 15 pin   |                        |           |            |                  |              |                     |                       |                    |                     | connector 10 pin |                |                    |          |              |           |                           |                     |                    |                     |                  |                   |                   |     |          |                         |                              |                 |
| CAN H           | CAN L  | CAN H  | CAN L  | CAN H  | CAN L  | CAN H | CAN L | OUT +                     | OUT -                   | OUT                | OUT                    | OUT       | OUT        | OUT              | OUT          | OUT                 | OUT                   | OUT                | OUT                 | OUT              | IN             | IN                 | IN       | IN           | IN        | IN                        | IN                  | IN                 | IN                  |                  |                   |                   |     |          |                         |                              |                 |
| CAN1-H          | CAN1-L | CAN2-H | CAN2-L | CAN3-H | CAN3-L |       |       | Alternative blink control | Alt. contr. centr. lock | Driver door sensor | Passengers door sensor | Trunk lid | Hood sense | Original alarm++ | Arming state | Lock factory remote | Unlock factory remote | Any button pressed | Handbrake / Parking | Speed 10kmph     | Engine running | Engine speed (RPM) | Ignition | Key inserted | Footbrake | Drivers door opening sim. | Turn off the engine | Turn on the engine | Turn signal control | Trunk release    | Opening all doors | Closing all doors | GND | PWR +12V | Contr. of factory alarm | Contr.c.lock. when ign.is on | Comfort closure |
| 1               | 2      | 3      | 4      | 5      | 6      | 7     | 8     |                           |                         | 1                  | 2                      | 3         | 4          | 5                | 6            | 7                   | 8                     | 9                  | 10                  | 11               | 12             | 13                 | 14       | 15           | 1         | 2                         | 3                   | 4                  | 5                   | 6                | 7                 | 8                 | 9   | 10       |                         |                              |                 |
| +               | +      | +      | +      | +      | +      | +     | +     | +                         | +                       | +                  | +                      | +         | +          | +                | +            | +                   | +                     | +                  | +                   | +                | +              | +                  | +        | +            | +         | +                         | +                   | +                  | +                   | +                | +                 | +                 | +   | +        | +                       | +                            | +               |

Attention:

Switches

| DFSK C32        |        |        |        |        |        |       |       |                           |                         | year: 2020 →       |                        |           |            |                  |              |                     |                       |                    |                     | program №: 14647 |                |                    |          |              |           |                           |                     |                    |                     | from: 2023-03-27 |                   |                   |     |          |                         |                              |                 |
|-----------------|--------|--------|--------|--------|--------|-------|-------|---------------------------|-------------------------|--------------------|------------------------|-----------|------------|------------------|--------------|---------------------|-----------------------|--------------------|---------------------|------------------|----------------|--------------------|----------|--------------|-----------|---------------------------|---------------------|--------------------|---------------------|------------------|-------------------|-------------------|-----|----------|-------------------------|------------------------------|-----------------|
| connector 8 pin |        |        |        |        |        |       |       |                           |                         | connector 15 pin   |                        |           |            |                  |              |                     |                       |                    |                     | connector 10 pin |                |                    |          |              |           |                           |                     |                    |                     |                  |                   |                   |     |          |                         |                              |                 |
| CAN H           | CAN L  | CAN H  | CAN L  | CAN H  | CAN L  | CAN H | CAN L | OUT +                     | OUT -                   | OUT                | OUT                    | OUT       | OUT        | OUT              | OUT          | OUT                 | OUT                   | OUT                | OUT                 | OUT              | IN             | IN                 | IN       | IN           | IN        | IN                        | IN                  | IN                 | IN                  |                  |                   |                   |     |          |                         |                              |                 |
| CAN1-H          | CAN1-L | CAN2-H | CAN2-L | CAN3-H | CAN3-L |       |       | Alternative blink control | Alt. contr. centr. lock | Driver door sensor | Passengers door sensor | Trunk lid | Hood sense | Original alarm++ | Arming state | Lock factory remote | Unlock factory remote | Any button pressed | Handbrake / Parking | Speed 10kmph     | Engine running | Engine speed (RPM) | Ignition | Key inserted | Footbrake | Drivers door opening sim. | Turn off the engine | Turn on the engine | Turn signal control | Trunk release    | Opening all doors | Closing all doors | GND | PWR +12V | Contr. of factory alarm | Contr.c.lock. when ign.is on | Comfort closure |
| 1               | 2      | 3      | 4      | 5      | 6      | 7     | 8     |                           |                         | 1                  | 2                      | 3         | 4          | 5                | 6            | 7                   | 8                     | 9                  | 10                  | 11               | 12             | 13                 | 14       | 15           | 1         | 2                         | 3                   | 4                  | 5                   | 6                | 7                 | 8                 | 9   | 10       |                         |                              |                 |
| +               | +      | +      | +      | +      | +      | +     | +     | +                         | +                       | +                  | +                      | +         | +          | +                | +            | +                   | +                     | +                  | +                   | +                | +              | +                  | +        | +            | +         | +                         | +                   | +                  | +                   | +                | +                 | +                 | +   | +        | +                       | +                            |                 |

Attention:

Switches

| DODGE AVANGER   |        |        |        |        |        |       |       |                           |                         | year: 2007 →       |                        |           |            |                  |              |                     |                       |                    |                     | with and without Keyless System |                |                    |          |              |           |                           |                     |                    |                     | program №: 11116 |                   |                   |     |          |                         |                              |                 |  |  | from: 2017-09-01 |  |  |
|-----------------|--------|--------|--------|--------|--------|-------|-------|---------------------------|-------------------------|--------------------|------------------------|-----------|------------|------------------|--------------|---------------------|-----------------------|--------------------|---------------------|---------------------------------|----------------|--------------------|----------|--------------|-----------|---------------------------|---------------------|--------------------|---------------------|------------------|-------------------|-------------------|-----|----------|-------------------------|------------------------------|-----------------|--|--|------------------|--|--|
| connector 8 pin |        |        |        |        |        |       |       |                           |                         | connector 15 pin   |                        |           |            |                  |              |                     |                       |                    |                     | connector 10 pin                |                |                    |          |              |           |                           |                     |                    |                     |                  |                   |                   |     |          |                         |                              |                 |  |  |                  |  |  |
| CAN H           | CAN L  | CAN H  | CAN L  | CAN H  | CAN L  | CAN H | CAN L | OUT +                     | OUT -                   | OUT                | OUT                    | OUT       | OUT        | OUT              | OUT          | OUT                 | OUT                   | OUT                | OUT                 | OUT                             | IN             | IN                 | IN       | IN           | IN        | IN                        | IN                  | IN                 | IN                  |                  |                   |                   |     |          |                         |                              |                 |  |  |                  |  |  |
| CAN1-H          | CAN1-L | CAN2-H | CAN2-L | CAN3-H | CAN3-L |       |       | Alternative blink control | Alt. contr. centr. lock | Driver door sensor | Passengers door sensor | Trunk lid | Hood sense | Original alarm++ | Arming state | Lock factory remote | Unlock factory remote | Any button pressed | Handbrake / Parking | Speed 10kmph                    | Engine running | Engine speed (RPM) | Ignition | Key inserted | Footbrake | Drivers door opening sim. | Turn off the engine | Turn on the engine | Turn signal control | Trunk release    | Opening all doors | Closing all doors | GND | PWR +12V | Contr. of factory alarm | Contr.c.lock. when ign.is on | Comfort closure |  |  |                  |  |  |
| 1               | 2      | 3      | 4      | 5      | 6      | 7     | 8     |                           |                         | 1                  | 2                      | 3         | 4          | 5                | 6            | 7                   | 8                     | 9                  | 10                  | 11                              | 12             | 13                 | 14       | 15           | 1         | 2                         | 3                   | 4                  | 5                   | 6                | 7                 | 8                 | 9   | 10       |                         |                              |                 |  |  |                  |  |  |
| +               | +      | +      | +      | +      | +      | +     | +     | +                         | +                       | +                  | +                      | +         | +          | +                | +            | +                   | +                     | +                  | +                   | +                               | +              | +                  | +        | +            | +         | +                         | +                   | +                  | +                   | +                | +                 | +                 | +   | +        | +                       | +                            |                 |  |  |                  |  |  |

Attention:

Switches

| DODGE CALIBER   |        |        |        |        |        |       |       |                           |                         | year: 2006 →       |                        |           |            |                  |              |                     |                       |                    |                     | with and without Keyless System |                |                    |          |              |           |                           |                     |                    |                     | program №: 11116 |                   |                   |     |          |                         |                              |                 |  |  | from: 2017-09-01 |  |  |
|-----------------|--------|--------|--------|--------|--------|-------|-------|---------------------------|-------------------------|--------------------|------------------------|-----------|------------|------------------|--------------|---------------------|-----------------------|--------------------|---------------------|---------------------------------|----------------|--------------------|----------|--------------|-----------|---------------------------|---------------------|--------------------|---------------------|------------------|-------------------|-------------------|-----|----------|-------------------------|------------------------------|-----------------|--|--|------------------|--|--|
| connector 8 pin |        |        |        |        |        |       |       |                           |                         | connector 15 pin   |                        |           |            |                  |              |                     |                       |                    |                     | connector 10 pin                |                |                    |          |              |           |                           |                     |                    |                     |                  |                   |                   |     |          |                         |                              |                 |  |  |                  |  |  |
| CAN H           | CAN L  | CAN H  | CAN L  | CAN H  | CAN L  | CAN H | CAN L | OUT +                     | OUT -                   | OUT                | OUT                    | OUT       | OUT        | OUT              | OUT          | OUT                 | OUT                   | OUT                | OUT                 | OUT                             | IN             | IN                 | IN       | IN           | IN        | IN                        | IN                  | IN                 | IN                  |                  |                   |                   |     |          |                         |                              |                 |  |  |                  |  |  |
| CAN1-H          | CAN1-L | CAN2-H | CAN2-L | CAN3-H | CAN3-L |       |       | Alternative blink control | Alt. contr. centr. lock | Driver door sensor | Passengers door sensor | Trunk lid | Hood sense | Original alarm++ | Arming state | Lock factory remote | Unlock factory remote | Any button pressed | Handbrake / Parking | Speed 10kmph                    | Engine running | Engine speed (RPM) | Ignition | Key inserted | Footbrake | Drivers door opening sim. | Turn off the engine | Turn on the engine | Turn signal control | Trunk release    | Opening all doors | Closing all doors | GND | PWR +12V | Contr. of factory alarm | Contr.c.lock. when ign.is on | Comfort closure |  |  |                  |  |  |
| 1               | 2      | 3      | 4      | 5      | 6      | 7     | 8     |                           |                         | 1                  | 2                      | 3         | 4          | 5                | 6            | 7                   | 8                     | 9                  | 10                  | 11                              | 12             | 13                 | 14       | 15           | 1         | 2                         | 3                   | 4                  | 5                   | 6                | 7                 | 8                 | 9   | 10       |                         |                              |                 |  |  |                  |  |  |
| +               | +      | +      | +      | +      | +      | +     | +     | +                         | +                       | +                  | +                      | +         | +          | +                | +            | +                   | +                     | +                  | +                   | +                               | +              | +                  | +        | +            | +         | +                         | +                   | +                  | +                   | +                | +                 | +                 | +   | +        | +                       | +                            |                 |  |  |                  |  |  |

Attention:

Switches

| DODGE CHALLENGER SRT HELLCAT |        |        |        |        |        |       |       |                           |                         | year: 2015 →       |                        |           |            |                  |              |                     |                       |                    |                     | with and without Keyless System |                |                    |          |              |           |                           |                     |                    |                     | program №: 12938 |                   |                   |     |          |                         |                              |                 |  |  | from: 2022-12-16 |  |  |
|------------------------------|--------|--------|--------|--------|--------|-------|-------|---------------------------|-------------------------|--------------------|------------------------|-----------|------------|------------------|--------------|---------------------|-----------------------|--------------------|---------------------|---------------------------------|----------------|--------------------|----------|--------------|-----------|---------------------------|---------------------|--------------------|---------------------|------------------|-------------------|-------------------|-----|----------|-------------------------|------------------------------|-----------------|--|--|------------------|--|--|
| connector 8 pin              |        |        |        |        |        |       |       |                           |                         | connector 15 pin   |                        |           |            |                  |              |                     |                       |                    |                     | connector 10 pin                |                |                    |          |              |           |                           |                     |                    |                     |                  |                   |                   |     |          |                         |                              |                 |  |  |                  |  |  |
| CAN H                        | CAN L  | CAN H  | CAN L  | CAN H  | CAN L  | CAN H | CAN L | OUT +                     | OUT -                   | OUT                | OUT                    | OUT       | OUT        | OUT              | OUT          | OUT                 | OUT                   | OUT                | OUT                 | OUT                             | IN             | IN                 | IN       | IN           | IN        | IN                        | IN                  | IN                 | IN                  |                  |                   |                   |     |          |                         |                              |                 |  |  |                  |  |  |
| CAN1-H                       | CAN1-L | CAN2-H | CAN2-L | CAN3-H | CAN3-L |       |       | Alternative blink control | Alt. contr. centr. lock | Driver door sensor | Passengers door sensor | Trunk lid | Hood sense | Original alarm++ | Arming state | Lock factory remote | Unlock factory remote | Any button pressed | Handbrake / Parking | Speed 10kmph                    | Engine running | Engine speed (RPM) | Ignition | Key inserted | Footbrake | Drivers door opening sim. | Turn off the engine | Turn on the engine | Turn signal control | Trunk release    | Opening all doors | Closing all doors | GND | PWR +12V | Contr. of factory alarm | Contr.c.lock. when ign.is on | Comfort closure |  |  |                  |  |  |
| 1                            | 2      | 3      | 4      | 5      | 6      | 7     | 8     |                           |                         | 1                  | 2                      | 3         | 4          | 5                | 6            | 7                   | 8                     | 9                  | 10                  | 11                              | 12             | 13                 | 14       | 15           | 1         | 2                         | 3                   | 4                  | 5                   | 6                | 7                 | 8                 | 9   | 10       |                         |                              |                 |  |  |                  |  |  |
| +                            | +      | +      | +      | +      | +      | +     | +     | +                         | +                       | +                  | +                      | +         | +          | +                | +            | +                   | +                     | +                  | +                   | +                               | +              | +                  | +        | +            | +         | +                         | +                   | +                  | +                   | +                | +                 | +                 | +   | +        | +                       | +                            |                 |  |  |                  |  |  |

Attention:

Switches





**DODGE GRAND CARAVAN**

year: 2012 →

with and without Keyless System

program №: 14868

from: 2023-09-22

| connector 8 pin |        |        |        |        |        |                           |                         |
|-----------------|--------|--------|--------|--------|--------|---------------------------|-------------------------|
| CAN H           | CAN L  | CAN H  | CAN L  | CAN H  | CAN L  | OUT +                     | OUT -                   |
| CAN1-H          | CAN1-L | CAN2-H | CAN2-L | CAN3-H | CAN3-L | Alternative blink control | Alt. contr. centr. lock |
| 1               | 2      | 3      | 4      | 5      | 6      | 7                         | 8                       |
| +               | +      | +      | +      | +      | +      | +                         | +                       |

| connector 15 pin   |                        |           |            |                  |              |                     |                       |                    |                     |              |                |                    |          |              |
|--------------------|------------------------|-----------|------------|------------------|--------------|---------------------|-----------------------|--------------------|---------------------|--------------|----------------|--------------------|----------|--------------|
| OUT                | OUT                    | OUT       | OUT        | OUT              | OUT          | OUT                 | OUT                   | OUT                | OUT                 | OUT          | OUT            | OUT                | OUT      | OUT          |
| Driver door sensor | Passengers door sensor | Trunk lid | Hood sense | Original alarm++ | Arming state | Lock factory remote | Unlock factory remote | Any button pressed | Handbrake / Parking | Speed 10kmph | Engine running | Engine speed (RPM) | Ignition | Key inserted |
| 1                  | 2                      | 3         | 4          | 5                | 6            | 7                   | 8                     | 9                  | 10                  | 11           | 12             | 13                 | 14       | 15           |
| +                  | +                      | +         | +          | +                | +            | +                   | +                     | +                  | +                   | +            | +              | +                  | +        | +            |

| connector 10 pin |                           |                     |                    |                     |               |                   |                   |     |          |
|------------------|---------------------------|---------------------|--------------------|---------------------|---------------|-------------------|-------------------|-----|----------|
| OUT              | IN                        | IN                  | IN                 | IN                  | IN            | IN                | IN                | IN  | IN       |
| Footbrake        | Drivers door opening sim. | Turn off the engine | Turn on the engine | Turn signal control | Trunk release | Opening all doors | Closing all doors | GND | PWR +12V |
| 1                | 2                         | 3                   | 4                  | 5                   | 6             | 7                 | 8                 | 9   | 10       |
| +                | +                         | +                   | +                  | +                   | +             | +                 | +                 | +   | +        |

|                              |
|------------------------------|
| Contr. of factory alarm      |
| Contr.c.lock. when ign.is on |
| Comfort closure              |

Attention:

Switches

**DODGE JOURNEY (JC49)**

year: 2014 →

with and without Keyless System

program №: 12665

from: 2022-12-16

| connector 8 pin |        |        |        |        |        |                           |                         |
|-----------------|--------|--------|--------|--------|--------|---------------------------|-------------------------|
| CAN H           | CAN L  | CAN H  | CAN L  | CAN H  | CAN L  | OUT +                     | OUT -                   |
| CAN1-H          | CAN1-L | CAN2-H | CAN2-L | CAN3-H | CAN3-L | Alternative blink control | Alt. contr. centr. lock |
| 1               | 2      | 3      | 4      | 5      | 6      | 7                         | 8                       |
| +               | +      | +      | +      | +      | +      | +                         | +                       |

| connector 15 pin   |                        |           |            |                  |              |                     |                       |                    |                     |              |                |                    |          |              |
|--------------------|------------------------|-----------|------------|------------------|--------------|---------------------|-----------------------|--------------------|---------------------|--------------|----------------|--------------------|----------|--------------|
| OUT                | OUT                    | OUT       | OUT        | OUT              | OUT          | OUT                 | OUT                   | OUT                | OUT                 | OUT          | OUT            | OUT                | OUT      | OUT          |
| Driver door sensor | Passengers door sensor | Trunk lid | Hood sense | Original alarm++ | Arming state | Lock factory remote | Unlock factory remote | Any button pressed | Handbrake / Parking | Speed 10kmph | Engine running | Engine speed (RPM) | Ignition | Key inserted |
| 1                  | 2                      | 3         | 4          | 5                | 6            | 7                   | 8                     | 9                  | 10                  | 11           | 12             | 13                 | 14       | 15           |
| +                  | +                      | +         | +          | +                | +            | +                   | +                     | +                  | +                   | +            | +              | +                  | +        | +            |

| connector 10 pin |                           |                     |                    |                     |               |                   |                   |     |          |
|------------------|---------------------------|---------------------|--------------------|---------------------|---------------|-------------------|-------------------|-----|----------|
| OUT              | IN                        | IN                  | IN                 | IN                  | IN            | IN                | IN                | IN  | IN       |
| Footbrake        | Drivers door opening sim. | Turn off the engine | Turn on the engine | Turn signal control | Trunk release | Opening all doors | Closing all doors | GND | PWR +12V |
| 1                | 2                         | 3                   | 4                  | 5                   | 6             | 7                 | 8                 | 9   | 10       |
| +                | +                         | +                   | +                  | +                   | +             | +                 | +                 | +   | +        |

|                              |
|------------------------------|
| Contr. of factory alarm      |
| Contr.c.lock. when ign.is on |
| Comfort closure              |

Attention:

Switches

**DODGE JOURNEY (JC49)**

year: 2008 →

with and without Keyless System

program №: 11135

from: 2017-09-01

| connector 8 pin |        |        |        |        |        |                           |                         |
|-----------------|--------|--------|--------|--------|--------|---------------------------|-------------------------|
| CAN H           | CAN L  | CAN H  | CAN L  | CAN H  | CAN L  | OUT +                     | OUT -                   |
| CAN1-H          | CAN1-L | CAN2-H | CAN2-L | CAN3-H | CAN3-L | Alternative blink control | Alt. contr. centr. lock |
| 1               | 2      | 3      | 4      | 5      | 6      | 7                         | 8                       |
| +               | +      | +      | +      | +      | +      | +                         | +                       |

| connector 15 pin   |                        |           |            |                  |              |                     |                       |                    |                     |              |                |                    |          |              |
|--------------------|------------------------|-----------|------------|------------------|--------------|---------------------|-----------------------|--------------------|---------------------|--------------|----------------|--------------------|----------|--------------|
| OUT                | OUT                    | OUT       | OUT        | OUT              | OUT          | OUT                 | OUT                   | OUT                | OUT                 | OUT          | OUT            | OUT                | OUT      | OUT          |
| Driver door sensor | Passengers door sensor | Trunk lid | Hood sense | Original alarm++ | Arming state | Lock factory remote | Unlock factory remote | Any button pressed | Handbrake / Parking | Speed 10kmph | Engine running | Engine speed (RPM) | Ignition | Key inserted |
| 1                  | 2                      | 3         | 4          | 5                | 6            | 7                   | 8                     | 9                  | 10                  | 11           | 12             | 13                 | 14       | 15           |
| +                  | +                      | +         | +          | +                | +            | +                   | +                     | +                  | +                   | +            | +              | +                  | +        | +            |

| connector 10 pin |                           |                     |                    |                     |               |                   |                   |     |          |
|------------------|---------------------------|---------------------|--------------------|---------------------|---------------|-------------------|-------------------|-----|----------|
| OUT              | IN                        | IN                  | IN                 | IN                  | IN            | IN                | IN                | IN  | IN       |
| Footbrake        | Drivers door opening sim. | Turn off the engine | Turn on the engine | Turn signal control | Trunk release | Opening all doors | Closing all doors | GND | PWR +12V |
| 1                | 2                         | 3                   | 4                  | 5                   | 6             | 7                 | 8                 | 9   | 10       |
| +                | +                         | +                   | +                  | +                   | +             | +                 | +                 | +   | +        |

|                              |
|------------------------------|
| Contr. of factory alarm      |
| Contr.c.lock. when ign.is on |
| Comfort closure              |

Attention:

Switches

**DODGE JOURNEY (JC49)**

year: 2008 →

with and without Keyless System

program №: 11245

from: 2017-09-01

| connector 8 pin |        |        |        |        |        |                           |                         |
|-----------------|--------|--------|--------|--------|--------|---------------------------|-------------------------|
| CAN H           | CAN L  | CAN H  | CAN L  | CAN H  | CAN L  | OUT +                     | OUT -                   |
| CAN1-H          | CAN1-L | CAN2-H | CAN2-L | CAN3-H | CAN3-L | Alternative blink control | Alt. contr. centr. lock |
| 1               | 2      | 3      | 4      | 5      | 6      | 7                         | 8                       |
| +               | +      | +      | +      | +      | +      | +                         | +                       |

| connector 15 pin   |                        |           |            |                  |              |                     |                       |                    |                     |              |                |                    |          |              |
|--------------------|------------------------|-----------|------------|------------------|--------------|---------------------|-----------------------|--------------------|---------------------|--------------|----------------|--------------------|----------|--------------|
| OUT                | OUT                    | OUT       | OUT        | OUT              | OUT          | OUT                 | OUT                   | OUT                | OUT                 | OUT          | OUT            | OUT                | OUT      | OUT          |
| Driver door sensor | Passengers door sensor | Trunk lid | Hood sense | Original alarm++ | Arming state | Lock factory remote | Unlock factory remote | Any button pressed | Handbrake / Parking | Speed 10kmph | Engine running | Engine speed (RPM) | Ignition | Key inserted |
| 1                  | 2                      | 3         | 4          | 5                | 6            | 7                   | 8                     | 9                  | 10                  | 11           | 12             | 13                 | 14       | 15           |
| +                  | +                      | +         | +          | +                | +            | +                   | +                     | +                  | +                   | +            | +              | +                  | +        | +            |

| connector 10 pin |                           |                     |                    |                     |               |                   |                   |     |          |
|------------------|---------------------------|---------------------|--------------------|---------------------|---------------|-------------------|-------------------|-----|----------|
| OUT              | IN                        | IN                  | IN                 | IN                  | IN            | IN                | IN                | IN  | IN       |
| Footbrake        | Drivers door opening sim. | Turn off the engine | Turn on the engine | Turn signal control | Trunk release | Opening all doors | Closing all doors | GND | PWR +12V |
| 1                | 2                         | 3                   | 4                  | 5                   | 6             | 7                 | 8                 | 9   | 10       |
| +                | +                         | +                   | +                  | +                   | +             | +                 | +                 | +   | +        |

|                              |
|------------------------------|
| Contr. of factory alarm      |
| Contr.c.lock. when ign.is on |
| Comfort closure              |

Attention:

Switches

**DODGE MAGNUM**

year: 2005 →

with and without Keyless System

program №: 11116

from: 2017-09-01

| connector 8 pin |        |        |        |        |        |                           |                         |
|-----------------|--------|--------|--------|--------|--------|---------------------------|-------------------------|
| CAN H           | CAN L  | CAN H  | CAN L  | CAN H  | CAN L  | OUT +                     | OUT -                   |
| CAN1-H          | CAN1-L | CAN2-H | CAN2-L | CAN3-H | CAN3-L | Alternative blink control | Alt. contr. centr. lock |
| 1               | 2      | 3      | 4      | 5      | 6      | 7                         | 8                       |
| +               | +      | +      | +      | +      | +      | +                         | +                       |

| connector 15 pin   |                        |           |            |                  |              |                     |                       |                    |                     |              |                |                    |          |              |
|--------------------|------------------------|-----------|------------|------------------|--------------|---------------------|-----------------------|--------------------|---------------------|--------------|----------------|--------------------|----------|--------------|
| OUT                | OUT                    | OUT       | OUT        | OUT              | OUT          | OUT                 | OUT                   | OUT                | OUT                 | OUT          | OUT            | OUT                | OUT      | OUT          |
| Driver door sensor | Passengers door sensor | Trunk lid | Hood sense | Original alarm++ | Arming state | Lock factory remote | Unlock factory remote | Any button pressed | Handbrake / Parking | Speed 10kmph | Engine running | Engine speed (RPM) | Ignition | Key inserted |
| 1                  | 2                      | 3         | 4          | 5                | 6            | 7                   | 8                     | 9                  | 10                  | 11           | 12             | 13                 | 14       | 15           |
| +                  | +                      | +         | +          | +                | +            | +                   | +                     | +                  | +                   | +            | +              | +                  | +        | +            |

| connector 10 pin |                           |                     |                    |                     |               |                   |                   |     |          |
|------------------|---------------------------|---------------------|--------------------|---------------------|---------------|-------------------|-------------------|-----|----------|
| OUT              | IN                        | IN                  | IN                 | IN                  | IN            | IN                | IN                | IN  | IN       |
| Footbrake        | Drivers door opening sim. | Turn off the engine | Turn on the engine | Turn signal control | Trunk release | Opening all doors | Closing all doors | GND | PWR +12V |
| 1                | 2                         | 3                   | 4                  | 5                   | 6             | 7                 | 8                 | 9   | 10       |
| +                | +                         | +                   | +                  | +                   | +             | +                 | +                 | +   | +        |

|                              |
|------------------------------|
| Contr. of factory alarm      |
| Contr.c.lock. when ign.is on |
| Comfort closure              |

Attention:

Switches

**DODGE NITRO**

year: 2007 →

program No: 11135

from: 2017-09-01

| connector 8 pin |        |        |        |        |        | connector 15 pin   |                        |           |            |                  |              |                     |                       |                    |                     | connector 10 pin |                |                    |          |              |           |                           |                     |                    |                     |               |                   |                   |     |          |                         |                              |                 |
|-----------------|--------|--------|--------|--------|--------|--------------------|------------------------|-----------|------------|------------------|--------------|---------------------|-----------------------|--------------------|---------------------|------------------|----------------|--------------------|----------|--------------|-----------|---------------------------|---------------------|--------------------|---------------------|---------------|-------------------|-------------------|-----|----------|-------------------------|------------------------------|-----------------|
| CAN H           | CAN L  | CAN H  | CAN L  | CAN H  | CAN L  | OUT                | OUT                    | OUT       | OUT        | OUT              | OUT          | OUT                 | OUT                   | OUT                | OUT                 | OUT              | OUT            | OUT                | OUT      | OUT          | IN        | IN                        | IN                  | IN                 | IN                  | IN            | IN                | IN                | IN  |          |                         |                              |                 |
| CAN1-H          | CAN1-L | CAN2-H | CAN2-L | CAN3-H | CAN3-L | Driver door sensor | Passengers door sensor | Trunk lid | Hood sense | Original alarm++ | Arming state | Lock factory remote | Unlock factory remote | Any button pressed | Handbrake / Parking | Speed 10kmph     | Engine running | Engine speed (RPM) | Ignition | Key inserted | Footbrake | Drivers door opening sim. | Turn off the engine | Turn on the engine | Turn signal control | Trunk release | Opening all doors | Closing all doors | GND | PWR +12V | Contr. of factory alarm | Contr.c.lock, when ign.is on | Comfort closure |
| 1               | 2      | 3      | 4      | 5      | 6      | 1                  | 2                      | 3         | 4          | 5                | 6            | 7                   | 8                     | 9                  | 10                  | 11               | 12             | 13                 | 14       | 15           | 1         | 2                         | 3                   | 4                  | 5                   | 6             | 7                 | 8                 | 9   | 10       | +                       | +                            | +               |
| +               | +      | +      | +      | +      | +      | +                  | +                      | +         | +          | +                | +            | +                   | +                     | +                  | +                   | +                | +              | +                  | +        | +            | +         | +                         | +                   | +                  | +                   | +             | +                 | +                 | +   | +        | +                       | +                            | +               |

Attention:

**DODGE RAM (DS/DJ)**

year: 2009 →

program No: 11245

from: 2017-09-01

| connector 8 pin |        |        |        |        |        | connector 15 pin   |                        |           |            |                  |              |                     |                       |                    |                     | connector 10 pin |                |                    |          |              |           |                           |                     |                    |                     |               |                   |                   |     |          |                         |                              |                 |   |
|-----------------|--------|--------|--------|--------|--------|--------------------|------------------------|-----------|------------|------------------|--------------|---------------------|-----------------------|--------------------|---------------------|------------------|----------------|--------------------|----------|--------------|-----------|---------------------------|---------------------|--------------------|---------------------|---------------|-------------------|-------------------|-----|----------|-------------------------|------------------------------|-----------------|---|
| CAN H           | CAN L  | CAN H  | CAN L  | CAN H  | CAN L  | OUT                | OUT                    | OUT       | OUT        | OUT              | OUT          | OUT                 | OUT                   | OUT                | OUT                 | OUT              | OUT            | OUT                | OUT      | OUT          | IN        | IN                        | IN                  | IN                 | IN                  | IN            | IN                | IN                | IN  |          |                         |                              |                 |   |
| CAN1-H          | CAN1-L | CAN2-H | CAN2-L | CAN3-H | CAN3-L | Driver door sensor | Passengers door sensor | Trunk lid | Hood sense | Original alarm++ | Arming state | Lock factory remote | Unlock factory remote | Any button pressed | Handbrake / Parking | Speed 10kmph     | Engine running | Engine speed (RPM) | Ignition | Key inserted | Footbrake | Drivers door opening sim. | Turn off the engine | Turn on the engine | Turn signal control | Trunk release | Opening all doors | Closing all doors | GND | PWR +12V | Contr. of factory alarm | Contr.c.lock, when ign.is on | Comfort closure |   |
| 1               | 2      | 3      | 4      | 5      | 6      | 1                  | 2                      | 3         | 4          | 5                | 6            | 7                   | 8                     | 9                  | 10                  | 11               | 12             | 13                 | 14       | 15           | 1         | 2                         | 3                   | 4                  | 5                   | 6             | 7                 | 8                 | 9   | 10       | +                       | +                            | +               |   |
| +               | +      | +      | +      | +      | +      | +                  | +                      | +         | +          | +                | +            | +                   | +                     | +                  | +                   | +                | +              | +                  | +        | +            | +         | +                         | +                   | +                  | +                   | +             | +                 | +                 | +   | +        | +                       | +                            | +               | + |

Attention:

**DODGE RAM (DR)**

year: 2006 →

with and without Keyless System

program No: 11116

from: 2017-09-01

| connector 8 pin |        |        |        |        |        | connector 15 pin   |                        |           |            |                  |              |                     |                       |                    |                     | connector 10 pin |                |                    |          |              |           |                           |                     |                    |                     |               |                   |                   |     |          |                         |                              |                 |   |
|-----------------|--------|--------|--------|--------|--------|--------------------|------------------------|-----------|------------|------------------|--------------|---------------------|-----------------------|--------------------|---------------------|------------------|----------------|--------------------|----------|--------------|-----------|---------------------------|---------------------|--------------------|---------------------|---------------|-------------------|-------------------|-----|----------|-------------------------|------------------------------|-----------------|---|
| CAN H           | CAN L  | CAN H  | CAN L  | CAN H  | CAN L  | OUT                | OUT                    | OUT       | OUT        | OUT              | OUT          | OUT                 | OUT                   | OUT                | OUT                 | OUT              | OUT            | OUT                | OUT      | OUT          | IN        | IN                        | IN                  | IN                 | IN                  | IN            | IN                | IN                | IN  |          |                         |                              |                 |   |
| CAN1-H          | CAN1-L | CAN2-H | CAN2-L | CAN3-H | CAN3-L | Driver door sensor | Passengers door sensor | Trunk lid | Hood sense | Original alarm++ | Arming state | Lock factory remote | Unlock factory remote | Any button pressed | Handbrake / Parking | Speed 10kmph     | Engine running | Engine speed (RPM) | Ignition | Key inserted | Footbrake | Drivers door opening sim. | Turn off the engine | Turn on the engine | Turn signal control | Trunk release | Opening all doors | Closing all doors | GND | PWR +12V | Contr. of factory alarm | Contr.c.lock, when ign.is on | Comfort closure |   |
| 1               | 2      | 3      | 4      | 5      | 6      | 1                  | 2                      | 3         | 4          | 5                | 6            | 7                   | 8                     | 9                  | 10                  | 11               | 12             | 13                 | 14       | 15           | 1         | 2                         | 3                   | 4                  | 5                   | 6             | 7                 | 8                 | 9   | 10       | +                       | +                            | +               |   |
| +               | +      | +      | +      | +      | +      | +                  | +                      | +         | +          | +                | +            | +                   | +                     | +                  | +                   | +                | +              | +                  | +        | +            | +         | +                         | +                   | +                  | +                   | +             | +                 | +                 | +   | +        | +                       | +                            | +               | + |

Attention:

**DODGE SPRINTER (PE7)**

year: 2007 →

without Keyless System

program No: 12678

from: 2019-05-30

| connector 8 pin |        |        |        |        |        | connector 15 pin   |                        |           |            |                  |              |                     |                       |                    |                     | connector 10 pin |                |                    |          |              |           |                           |                     |                    |                     |               |                   |                   |     |          |                         |                              |                 |   |
|-----------------|--------|--------|--------|--------|--------|--------------------|------------------------|-----------|------------|------------------|--------------|---------------------|-----------------------|--------------------|---------------------|------------------|----------------|--------------------|----------|--------------|-----------|---------------------------|---------------------|--------------------|---------------------|---------------|-------------------|-------------------|-----|----------|-------------------------|------------------------------|-----------------|---|
| CAN H           | CAN L  | CAN H  | CAN L  | CAN H  | CAN L  | OUT                | OUT                    | OUT       | OUT        | OUT              | OUT          | OUT                 | OUT                   | OUT                | OUT                 | OUT              | OUT            | OUT                | OUT      | OUT          | IN        | IN                        | IN                  | IN                 | IN                  | IN            | IN                | IN                | IN  |          |                         |                              |                 |   |
| CAN1-H          | CAN1-L | CAN2-H | CAN2-L | CAN3-H | CAN3-L | Driver door sensor | Passengers door sensor | Trunk lid | Hood sense | Original alarm++ | Arming state | Lock factory remote | Unlock factory remote | Any button pressed | Handbrake / Parking | Speed 10kmph     | Engine running | Engine speed (RPM) | Ignition | Key inserted | Footbrake | Drivers door opening sim. | Turn off the engine | Turn on the engine | Turn signal control | Trunk release | Opening all doors | Closing all doors | GND | PWR +12V | Contr. of factory alarm | Contr.c.lock, when ign.is on | Comfort closure |   |
| 1               | 2      | 3      | 4      | 5      | 6      | 1                  | 2                      | 3         | 4          | 5                | 6            | 7                   | 8                     | 9                  | 10                  | 11               | 12             | 13                 | 14       | 15           | 1         | 2                         | 3                   | 4                  | 5                   | 6             | 7                 | 8                 | 9   | 10       | +                       | +                            | +               |   |
| +               | +      | +      | +      | +      | +      | +                  | +                      | +         | +          | +                | +            | +                   | +                     | +                  | +                   | +                | +              | +                  | +        | +            | +         | +                         | +                   | +                  | +                   | +             | +                 | +                 | +   | +        | +                       | +                            | +               | + |

Attention:

**DONGFENG DF6**

year: 2023 →

with and without Keyless System

program No: 14853

from: 2023-08-14

| connector 8 pin |        |        |        |        |        | connector 15 pin   |                        |           |            |                  |              |                     |                       |                    |                     | connector 10 pin |                |                    |          |              |           |                           |                     |                    |                     |               |                   |                   |     |          |                         |                              |                 |   |
|-----------------|--------|--------|--------|--------|--------|--------------------|------------------------|-----------|------------|------------------|--------------|---------------------|-----------------------|--------------------|---------------------|------------------|----------------|--------------------|----------|--------------|-----------|---------------------------|---------------------|--------------------|---------------------|---------------|-------------------|-------------------|-----|----------|-------------------------|------------------------------|-----------------|---|
| CAN H           | CAN L  | CAN H  | CAN L  | CAN H  | CAN L  | OUT                | OUT                    | OUT       | OUT        | OUT              | OUT          | OUT                 | OUT                   | OUT                | OUT                 | OUT              | OUT            | OUT                | OUT      | OUT          | IN        | IN                        | IN                  | IN                 | IN                  | IN            | IN                | IN                | IN  |          |                         |                              |                 |   |
| CAN1-H          | CAN1-L | CAN2-H | CAN2-L | CAN3-H | CAN3-L | Driver door sensor | Passengers door sensor | Trunk lid | Hood sense | Original alarm++ | Arming state | Lock factory remote | Unlock factory remote | Any button pressed | Handbrake / Parking | Speed 10kmph     | Engine running | Engine speed (RPM) | Ignition | Key inserted | Footbrake | Drivers door opening sim. | Turn off the engine | Turn on the engine | Turn signal control | Trunk release | Opening all doors | Closing all doors | GND | PWR +12V | Contr. of factory alarm | Contr.c.lock, when ign.is on | Comfort closure |   |
| 1               | 2      | 3      | 4      | 5      | 6      | 1                  | 2                      | 3         | 4          | 5                | 6            | 7                   | 8                     | 9                  | 10                  | 11               | 12             | 13                 | 14       | 15           | 1         | 2                         | 3                   | 4                  | 5                   | 6             | 7                 | 8                 | 9   | 10       | +                       | +                            | +               |   |
| +               | +      | +      | +      | +      | +      | +                  | +                      | +         | +          | +                | +            | +                   | +                     | +                  | +                   | +                | +              | +                  | +        | +            | +         | +                         | +                   | +                  | +                   | +             | +                 | +                 | +   | +        | +                       | +                            | +               | + |

Attention:

Switches

| DONGFENG SERES 3 (Electric) |        |        |        |        |        |                         |                         |                    |                        | year: 2020 → |            |                  |              |                     |                       |                    |                     |              |                | with and without Keyless System |          |              |           |                           |                     |                    |                     |               |                   | program #: 13686  |     |          |                         |                              |                 |    |    |    |  | from: 2021-05-13 |  |  |  |  |  |  |  |  |  |
|-----------------------------|--------|--------|--------|--------|--------|-------------------------|-------------------------|--------------------|------------------------|--------------|------------|------------------|--------------|---------------------|-----------------------|--------------------|---------------------|--------------|----------------|---------------------------------|----------|--------------|-----------|---------------------------|---------------------|--------------------|---------------------|---------------|-------------------|-------------------|-----|----------|-------------------------|------------------------------|-----------------|----|----|----|--|------------------|--|--|--|--|--|--|--|--|--|
| connector 8 pin             |        |        |        |        |        |                         |                         | OUT +              |                        | OUT +        |            | connector 15 pin |              |                     |                       |                    |                     |              |                | OUT +                           |          | OUT +        |           | connector 10 pin          |                     |                    |                     |               |                   |                   |     | OUT +    |                         | OUT +                        |                 |    |    |    |  |                  |  |  |  |  |  |  |  |  |  |
| CAN H                       | CAN L  | CAN H  | CAN L  | CAN H  | CAN L  | CAN L                   | CAN L                   | OUT +              | OUT +                  | OUT          | OUT        | OUT              | OUT          | OUT                 | OUT                   | OUT                | OUT                 | OUT          | OUT            | OUT                             | OUT      | OUT          | IN        | IN                        | IN                  | IN                 | IN                  | IN            | IN                | IN                | IN  | IN       | IN                      | IN                           | IN              | IN | IN | IN |  |                  |  |  |  |  |  |  |  |  |  |
| CAN1-H                      | CAN1-L | CAN2-H | CAN2-L | CAN3-H | CAN3-L | Alt. contr. centr. lock | Alt. contr. centr. lock | Driver door sensor | Passengers door sensor | Trunk lid    | Hood sense | Original alarm++ | Arming state | Lock factory remote | Unlock factory remote | Any button pressed | Handbrake / Parking | Speed 10kmph | Engine running | Engine speed (RPM)              | Ignition | Key inserted | Footbrake | Drivers door opening sim. | Turn off the engine | Turn on the engine | Turn signal control | Trunk release | Opening all doors | Closing all doors | GND | PWR +12V | Contr. of factory alarm | Contr.c.lock, when ign.is on | Comfort closure |    |    |    |  |                  |  |  |  |  |  |  |  |  |  |
| 1                           | 2      | 3      | 4      | 5      | 6      | 7                       | 8                       | 1                  | 2                      | 3            | 4          | 5                | 6            | 7                   | 8                     | 9                  | 10                  | 11           | 12             | 13                              | 14       | 15           | 1         | 2                         | 3                   | 4                  | 5                   | 6             | 7                 | 8                 | 9   | 10       | 11                      | 12                           | 13              | 14 | 15 |    |  |                  |  |  |  |  |  |  |  |  |  |
| +                           | +      | +      | +      | +      | +      | +                       | +                       | +                  | +                      | +            | +          | +                | +            | +                   | +                     | +                  | +                   | +            | +              | +                               | +        | +            | +         | +                         | +                   | +                  | +                   | +             | +                 | +                 | +   | +        | +                       | +                            | +               | +  | +  |    |  |                  |  |  |  |  |  |  |  |  |  |

Attention:

Switches

| DS 3 (Electric) |        |        |        |        |        |                         |                         |                    |                        | year: 2023 → |            |                  |              |                     |                       |                    |                     |              |                | with and without Keyless System |          |              |           |                           |                     |                    |                     |               |                   | program #: 14838  |     |          |                         |                              |                 |    |    |    |  | from: 2023-08-24 |  |  |  |  |  |  |  |  |  |
|-----------------|--------|--------|--------|--------|--------|-------------------------|-------------------------|--------------------|------------------------|--------------|------------|------------------|--------------|---------------------|-----------------------|--------------------|---------------------|--------------|----------------|---------------------------------|----------|--------------|-----------|---------------------------|---------------------|--------------------|---------------------|---------------|-------------------|-------------------|-----|----------|-------------------------|------------------------------|-----------------|----|----|----|--|------------------|--|--|--|--|--|--|--|--|--|
| connector 8 pin |        |        |        |        |        |                         |                         | OUT +              |                        | OUT +        |            | connector 15 pin |              |                     |                       |                    |                     |              |                | OUT +                           |          | OUT +        |           | connector 10 pin          |                     |                    |                     |               |                   |                   |     | OUT +    |                         | OUT +                        |                 |    |    |    |  |                  |  |  |  |  |  |  |  |  |  |
| CAN H           | CAN L  | CAN H  | CAN L  | CAN H  | CAN L  | CAN L                   | CAN L                   | OUT +              | OUT +                  | OUT          | OUT        | OUT              | OUT          | OUT                 | OUT                   | OUT                | OUT                 | OUT          | OUT            | OUT                             | OUT      | OUT          | IN        | IN                        | IN                  | IN                 | IN                  | IN            | IN                | IN                | IN  | IN       | IN                      | IN                           | IN              | IN | IN | IN |  |                  |  |  |  |  |  |  |  |  |  |
| CAN1-H          | CAN1-L | CAN2-H | CAN2-L | CAN3-H | CAN3-L | Alt. contr. centr. lock | Alt. contr. centr. lock | Driver door sensor | Passengers door sensor | Trunk lid    | Hood sense | Original alarm++ | Arming state | Lock factory remote | Unlock factory remote | Any button pressed | Handbrake / Parking | Speed 10kmph | Engine running | Engine speed (RPM)              | Ignition | Key inserted | Footbrake | Drivers door opening sim. | Turn off the engine | Turn on the engine | Turn signal control | Trunk release | Opening all doors | Closing all doors | GND | PWR +12V | Contr. of factory alarm | Contr.c.lock, when ign.is on | Comfort closure |    |    |    |  |                  |  |  |  |  |  |  |  |  |  |
| 1               | 2      | 3      | 4      | 5      | 6      | 7                       | 8                       | 1                  | 2                      | 3            | 4          | 5                | 6            | 7                   | 8                     | 9                  | 10                  | 11           | 12             | 13                              | 14       | 15           | 1         | 2                         | 3                   | 4                  | 5                   | 6             | 7                 | 8                 | 9   | 10       | 11                      | 12                           | 13              | 14 | 15 |    |  |                  |  |  |  |  |  |  |  |  |  |
| +               | +      | +      | +      | +      | +      | +                       | +                       | +                  | +                      | +            | +          | +                | +            | +                   | +                     | +                  | +                   | +            | +              | +                               | +        | +            | +         | +                         | +                   | +                  | +                   | +             | +                 | +                 | +   | +        | +                       | +                            | +               | +  | +  | +  |  |                  |  |  |  |  |  |  |  |  |  |

Attention:

Switches

| DS 4 (Automatic-transmission) |        |        |        |        |        |                         |                         |                    |                        | year: 2022 → |            |                  |              |                     |                       |                    |                     |              |                | with and without Keyless System |          |              |           |                           |                     |                    |                     |               |                   | program #: 14839  |     |          |                         |                              |                 |    |    |    |    | from: 2023-08-24 |  |  |  |  |  |  |  |  |  |
|-------------------------------|--------|--------|--------|--------|--------|-------------------------|-------------------------|--------------------|------------------------|--------------|------------|------------------|--------------|---------------------|-----------------------|--------------------|---------------------|--------------|----------------|---------------------------------|----------|--------------|-----------|---------------------------|---------------------|--------------------|---------------------|---------------|-------------------|-------------------|-----|----------|-------------------------|------------------------------|-----------------|----|----|----|----|------------------|--|--|--|--|--|--|--|--|--|
| connector 8 pin               |        |        |        |        |        |                         |                         | OUT +              |                        | OUT +        |            | connector 15 pin |              |                     |                       |                    |                     |              |                | OUT +                           |          | OUT +        |           | connector 10 pin          |                     |                    |                     |               |                   |                   |     | OUT +    |                         | OUT +                        |                 |    |    |    |    |                  |  |  |  |  |  |  |  |  |  |
| CAN H                         | CAN L  | CAN H  | CAN L  | CAN H  | CAN L  | CAN L                   | CAN L                   | OUT +              | OUT +                  | OUT          | OUT        | OUT              | OUT          | OUT                 | OUT                   | OUT                | OUT                 | OUT          | OUT            | OUT                             | OUT      | OUT          | IN        | IN                        | IN                  | IN                 | IN                  | IN            | IN                | IN                | IN  | IN       | IN                      | IN                           | IN              | IN | IN | IN | IN |                  |  |  |  |  |  |  |  |  |  |
| CAN1-H                        | CAN1-L | CAN2-H | CAN2-L | CAN3-H | CAN3-L | Alt. contr. centr. lock | Alt. contr. centr. lock | Driver door sensor | Passengers door sensor | Trunk lid    | Hood sense | Original alarm++ | Arming state | Lock factory remote | Unlock factory remote | Any button pressed | Handbrake / Parking | Speed 10kmph | Engine running | Engine speed (RPM)              | Ignition | Key inserted | Footbrake | Drivers door opening sim. | Turn off the engine | Turn on the engine | Turn signal control | Trunk release | Opening all doors | Closing all doors | GND | PWR +12V | Contr. of factory alarm | Contr.c.lock, when ign.is on | Comfort closure |    |    |    |    |                  |  |  |  |  |  |  |  |  |  |
| 1                             | 2      | 3      | 4      | 5      | 6      | 7                       | 8                       | 1                  | 2                      | 3            | 4          | 5                | 6            | 7                   | 8                     | 9                  | 10                  | 11           | 12             | 13                              | 14       | 15           | 1         | 2                         | 3                   | 4                  | 5                   | 6             | 7                 | 8                 | 9   | 10       | 11                      | 12                           | 13              | 14 | 15 |    |    |                  |  |  |  |  |  |  |  |  |  |
| +                             | +      | +      | +      | +      | +      | +                       | +                       | +                  | +                      | +            | +          | +                | +            | +                   | +                     | +                  | +                   | +            | +              | +                               | +        | +            | +         | +                         | +                   | +                  | +                   | +             | +                 | +                 | +   | +        | +                       | +                            | +               | +  | +  | +  | +  |                  |  |  |  |  |  |  |  |  |  |

Attention:

Switches

| DS 7 (Hybrid) (Plug-in) |        |        |        |        |        |                         |                         |                    |                        | year: 2023 → |            |                  |              |                     |                       |                    |                     |              |                | with and without Keyless System |          |              |           |                           |                     |                    |                     |               |                   | program #: 14845  |     |          |                         |                              |                 |    |    |    |    | from: 2023-08-24 |  |  |  |  |  |  |  |  |  |
|-------------------------|--------|--------|--------|--------|--------|-------------------------|-------------------------|--------------------|------------------------|--------------|------------|------------------|--------------|---------------------|-----------------------|--------------------|---------------------|--------------|----------------|---------------------------------|----------|--------------|-----------|---------------------------|---------------------|--------------------|---------------------|---------------|-------------------|-------------------|-----|----------|-------------------------|------------------------------|-----------------|----|----|----|----|------------------|--|--|--|--|--|--|--|--|--|
| connector 8 pin         |        |        |        |        |        |                         |                         | OUT +              |                        | OUT +        |            | connector 15 pin |              |                     |                       |                    |                     |              |                | OUT +                           |          | OUT +        |           | connector 10 pin          |                     |                    |                     |               |                   |                   |     | OUT +    |                         | OUT +                        |                 |    |    |    |    |                  |  |  |  |  |  |  |  |  |  |
| CAN H                   | CAN L  | CAN H  | CAN L  | CAN H  | CAN L  | CAN L                   | CAN L                   | OUT +              | OUT +                  | OUT          | OUT        | OUT              | OUT          | OUT                 | OUT                   | OUT                | OUT                 | OUT          | OUT            | OUT                             | OUT      | OUT          | IN        | IN                        | IN                  | IN                 | IN                  | IN            | IN                | IN                | IN  | IN       | IN                      | IN                           | IN              | IN | IN | IN | IN | IN               |  |  |  |  |  |  |  |  |  |
| CAN1-H                  | CAN1-L | CAN2-H | CAN2-L | CAN3-H | CAN3-L | Alt. contr. centr. lock | Alt. contr. centr. lock | Driver door sensor | Passengers door sensor | Trunk lid    | Hood sense | Original alarm++ | Arming state | Lock factory remote | Unlock factory remote | Any button pressed | Handbrake / Parking | Speed 10kmph | Engine running | Engine speed (RPM)              | Ignition | Key inserted | Footbrake | Drivers door opening sim. | Turn off the engine | Turn on the engine | Turn signal control | Trunk release | Opening all doors | Closing all doors | GND | PWR +12V | Contr. of factory alarm | Contr.c.lock, when ign.is on | Comfort closure |    |    |    |    |                  |  |  |  |  |  |  |  |  |  |
| 1                       | 2      | 3      | 4      | 5      | 6      | 7                       | 8                       | 1                  | 2                      | 3            | 4          | 5                | 6            | 7                   | 8                     | 9                  | 10                  | 11           | 12             | 13                              | 14       | 15           | 1         | 2                         | 3                   | 4                  | 5                   | 6             | 7                 | 8                 | 9   | 10       | 11                      | 12                           | 13              | 14 | 15 |    |    |                  |  |  |  |  |  |  |  |  |  |
| +                       | +      | +      | +      | +      | +      | +                       | +                       | +                  | +                      | +            | +          | +                | +            | +                   | +                     | +                  | +                   | +            | +              | +                               | +        | +            | +         | +                         | +                   | +                  | +                   | +             | +                 | +                 | +   | +        | +                       | +                            | +               | +  | +  | +  | +  | +                |  |  |  |  |  |  |  |  |  |

Attention:

Switches

| DS 9            |        |        |        |        |        |                         |                         |                    |                        | year: 2021 → |            |                  |              |                     |                       |                    |                     |              |                | with and without Keyless System |          |              |           |                           |                     |                    |                     |               |                   | program #: 14846  |     |          |                         |                              |                 |    |    |    |    | from: 2023-08-24 |  |  |  |  |  |  |  |  |  |
|-----------------|--------|--------|--------|--------|--------|-------------------------|-------------------------|--------------------|------------------------|--------------|------------|------------------|--------------|---------------------|-----------------------|--------------------|---------------------|--------------|----------------|---------------------------------|----------|--------------|-----------|---------------------------|---------------------|--------------------|---------------------|---------------|-------------------|-------------------|-----|----------|-------------------------|------------------------------|-----------------|----|----|----|----|------------------|--|--|--|--|--|--|--|--|--|
| connector 8 pin |        |        |        |        |        |                         |                         | OUT +              |                        | OUT +        |            | connector 15 pin |              |                     |                       |                    |                     |              |                | OUT +                           |          | OUT +        |           | connector 10 pin          |                     |                    |                     |               |                   |                   |     | OUT +    |                         | OUT +                        |                 |    |    |    |    |                  |  |  |  |  |  |  |  |  |  |
| CAN H           | CAN L  | CAN H  | CAN L  | CAN H  | CAN L  | CAN L                   | CAN L                   | OUT +              | OUT +                  | OUT          | OUT        | OUT              | OUT          | OUT                 | OUT                   | OUT                | OUT                 | OUT          | OUT            | OUT                             | OUT      | OUT          | IN        | IN                        | IN                  | IN                 | IN                  | IN            | IN                | IN                | IN  | IN       | IN                      | IN                           | IN              | IN | IN | IN | IN | IN               |  |  |  |  |  |  |  |  |  |
| CAN1-H          | CAN1-L | CAN2-H | CAN2-L | CAN3-H | CAN3-L | Alt. contr. centr. lock | Alt. contr. centr. lock | Driver door sensor | Passengers door sensor | Trunk lid    | Hood sense | Original alarm++ | Arming state | Lock factory remote | Unlock factory remote | Any button pressed | Handbrake / Parking | Speed 10kmph | Engine running | Engine speed (RPM)              | Ignition | Key inserted | Footbrake | Drivers door opening sim. | Turn off the engine | Turn on the engine | Turn signal control | Trunk release | Opening all doors | Closing all doors | GND | PWR +12V | Contr. of factory alarm | Contr.c.lock, when ign.is on | Comfort closure |    |    |    |    |                  |  |  |  |  |  |  |  |  |  |
| 1               | 2      | 3      | 4      | 5      | 6      | 7                       | 8                       | 1                  | 2                      | 3            | 4          | 5                | 6            | 7                   | 8                     | 9                  | 10                  | 11           | 12             | 13                              | 14       | 15           | 1         | 2                         | 3                   | 4                  | 5                   | 6             | 7                 | 8                 | 9   | 10       | 11                      | 12                           | 13              | 14 | 15 |    |    |                  |  |  |  |  |  |  |  |  |  |
| +               | +      | +      | +      | +      | +      | +                       | +                       | +                  | +                      | +            | +          | +                | +            | +                   | +                     | +                  | +                   | +            | +              | +                               | +        | +            | +         | +                         | +                   | +                  | +                   | +             | +                 | +                 | +   | +        | +                       | +                            | +               | +  | +  | +  | +  | +                |  |  |  |  |  |  |  |  |  |

Attention:

Switches

**DUCATI MULTISTRADA 1260S**

year: 2018 →

program №: 13271

from: 2020-08-06

| connector 8 pin |        |        |        |        |        |       |                           | connector 15 pin        |                    |                        |           |            |                  |              |                     |                       |                    |                     |              |                |                    |          | connector 10 pin |           |                           |                     |                    |                     |               |                   |                   |     |          |                         |                             |                 |    |    |  |  |  |  |
|-----------------|--------|--------|--------|--------|--------|-------|---------------------------|-------------------------|--------------------|------------------------|-----------|------------|------------------|--------------|---------------------|-----------------------|--------------------|---------------------|--------------|----------------|--------------------|----------|------------------|-----------|---------------------------|---------------------|--------------------|---------------------|---------------|-------------------|-------------------|-----|----------|-------------------------|-----------------------------|-----------------|----|----|--|--|--|--|
| CAN H           | CAN L  | CAN H  | CAN L  | CAN H  | CAN L  | CAN L | OUT +/                    | OUT +/-                 | OUT                | OUT                    | OUT       | OUT        | OUT              | OUT          | OUT                 | OUT                   | OUT                | OUT                 | OUT          | OUT            | OUT                | OUT      | OUT              | OUT       | OUT                       | OUT                 | OUT                | IN                  | IN            | IN                | IN                | IN  | IN       | IN                      | IN                          | IN              | IN | IN |  |  |  |  |
| CAN1-H          | CAN1-L | CAN2-H | CAN2-L | CAN3-H | CAN3-L |       | Alternative blink control | Alt. contr. centr. lock | Driver door sensor | Passengers door sensor | Trunk lid | Hood sense | Original alarm++ | Arming state | Lock factory remote | Unlock factory remote | Any button pressed | Handbrake / Parking | Speed 10kmph | Engine running | Engine speed (RPM) | Ignition | Key inserted     | Footbrake | Drivers door opening sim. | Turn off the engine | Turn on the engine | Turn signal control | Trunk release | Opening all doors | Closing all doors | GND | PWR +12V | Contr. of factory alarm | Contr.c.lock when ign.is on | Comfort closure |    |    |  |  |  |  |
| 1               | 2      | 3      | 4      | 5      | 6      | 7     | 8                         |                         | 1                  | 2                      | 3         | 4          | 5                | 6            | 7                   | 8                     | 9                  | 10                  | 11           | 12             | 13                 | 14       | 15               | 1         | 2                         | 3                   | 4                  | 5                   | 6             | 7                 | 8                 | 9   | 10       |                         |                             |                 |    |    |  |  |  |  |
| +               | +      |        |        |        |        |       |                           | +                       | +                  | +                      | +         | +          | +                | +            | +                   | +                     | +                  | +                   | +            | +              | +                  | +        | +                | +         |                           |                     |                    |                     |               |                   |                   |     | +        | +                       |                             |                 |    |    |  |  |  |  |

Attention:

**ESTRIMA BIRO (Electric)**

year: 2021 →

program №: 14172

from: 2022-03-31

| connector 8 pin |        |        |        |        |        |       |                           | connector 15 pin        |                    |                        |           |            |                  |              |                     |                       |                    |                     |              |                |                    |          | connector 10 pin |           |                           |                     |                    |                     |               |                   |                   |     |          |                         |                             |                 |    |    |  |  |  |  |
|-----------------|--------|--------|--------|--------|--------|-------|---------------------------|-------------------------|--------------------|------------------------|-----------|------------|------------------|--------------|---------------------|-----------------------|--------------------|---------------------|--------------|----------------|--------------------|----------|------------------|-----------|---------------------------|---------------------|--------------------|---------------------|---------------|-------------------|-------------------|-----|----------|-------------------------|-----------------------------|-----------------|----|----|--|--|--|--|
| CAN H           | CAN L  | CAN H  | CAN L  | CAN H  | CAN L  | CAN L | OUT +/                    | OUT +/-                 | OUT                | OUT                    | OUT       | OUT        | OUT              | OUT          | OUT                 | OUT                   | OUT                | OUT                 | OUT          | OUT            | OUT                | OUT      | OUT              | OUT       | OUT                       | OUT                 | OUT                | IN                  | IN            | IN                | IN                | IN  | IN       | IN                      | IN                          | IN              | IN | IN |  |  |  |  |
| CAN1-H          | CAN1-L | CAN2-H | CAN2-L | CAN3-H | CAN3-L |       | Alternative blink control | Alt. contr. centr. lock | Driver door sensor | Passengers door sensor | Trunk lid | Hood sense | Original alarm++ | Arming state | Lock factory remote | Unlock factory remote | Any button pressed | Handbrake / Parking | Speed 10kmph | Engine running | Engine speed (RPM) | Ignition | Key inserted     | Footbrake | Drivers door opening sim. | Turn off the engine | Turn on the engine | Turn signal control | Trunk release | Opening all doors | Closing all doors | GND | PWR +12V | Contr. of factory alarm | Contr.c.lock when ign.is on | Comfort closure |    |    |  |  |  |  |
| 1               | 2      | 3      | 4      | 5      | 6      | 7     | 8                         |                         | 1                  | 2                      | 3         | 4          | 5                | 6            | 7                   | 8                     | 9                  | 10                  | 11           | 12             | 13                 | 14       | 15               | 1         | 2                         | 3                   | 4                  | 5                   | 6             | 7                 | 8                 | 9   | 10       |                         |                             |                 |    |    |  |  |  |  |
| +               | +      |        |        |        |        |       |                           | +                       | +                  | +                      | +         | +          | +                | +            | +                   | +                     | +                  | +                   | +            | +              | +                  | +        | +                | +         |                           |                     |                    |                     |               |                   |                   |     | +        | +                       |                             |                 |    |    |  |  |  |  |

Attention:

**EXED EX**

year: 2023 →

with and without Keyless System

program №: 14994

from: 2023-10-25

| connector 8 pin |        |        |        |        |        |       |                           | connector 15 pin        |                    |                        |           |            |                  |              |                     |                       |                    |                     |              |                |                    |          | connector 10 pin |           |                           |                     |                    |                     |               |                   |                   |     |          |                         |                             |                 |    |  |  |  |  |  |
|-----------------|--------|--------|--------|--------|--------|-------|---------------------------|-------------------------|--------------------|------------------------|-----------|------------|------------------|--------------|---------------------|-----------------------|--------------------|---------------------|--------------|----------------|--------------------|----------|------------------|-----------|---------------------------|---------------------|--------------------|---------------------|---------------|-------------------|-------------------|-----|----------|-------------------------|-----------------------------|-----------------|----|--|--|--|--|--|
| CAN H           | CAN L  | CAN H  | CAN L  | CAN H  | CAN L  | CAN L | OUT +/                    | OUT +/-                 | OUT                | OUT                    | OUT       | OUT        | OUT              | OUT          | OUT                 | OUT                   | OUT                | OUT                 | OUT          | OUT            | OUT                | OUT      | OUT              | OUT       | OUT                       | OUT                 | IN                 | IN                  | IN            | IN                | IN                | IN  | IN       | IN                      | IN                          | IN              | IN |  |  |  |  |  |
| CAN1-H          | CAN1-L | CAN2-H | CAN2-L | CAN3-H | CAN3-L |       | Alternative blink control | Alt. contr. centr. lock | Driver door sensor | Passengers door sensor | Trunk lid | Hood sense | Original alarm++ | Arming state | Lock factory remote | Unlock factory remote | Any button pressed | Handbrake / Parking | Speed 10kmph | Engine running | Engine speed (RPM) | Ignition | Key inserted     | Footbrake | Drivers door opening sim. | Turn off the engine | Turn on the engine | Turn signal control | Trunk release | Opening all doors | Closing all doors | GND | PWR +12V | Contr. of factory alarm | Contr.c.lock when ign.is on | Comfort closure |    |  |  |  |  |  |
| 1               | 2      | 3      | 4      | 5      | 6      | 7     | 8                         |                         | 1                  | 2                      | 3         | 4          | 5                | 6            | 7                   | 8                     | 9                  | 10                  | 11           | 12             | 13                 | 14       | 15               | 1         | 2                         | 3                   | 4                  | 5                   | 6             | 7                 | 8                 | 9   | 10       |                         |                             |                 |    |  |  |  |  |  |
| +               | +      |        |        |        |        |       |                           | +                       | +                  | +                      | +         | +          | +                | +            | +                   | +                     | +                  | +                   | +            | +              | +                  | +        | +                | +         |                           |                     |                    |                     |               |                   |                   |     | +        | +                       |                             |                 |    |  |  |  |  |  |

Attention:

**FAW BESTURN B50**

year: 2012 →

program №: 11578

from: 2017-09-01

| connector 8 pin |        |        |        |        |        |       |                           | connector 15 pin        |                    |                        |           |            |                  |              |                     |                       |                    |                     |              |                |                    |          | connector 10 pin |           |                           |                     |                    |                     |               |                   |                   |     |          |                         |                             |                 |  |  |  |  |  |  |
|-----------------|--------|--------|--------|--------|--------|-------|---------------------------|-------------------------|--------------------|------------------------|-----------|------------|------------------|--------------|---------------------|-----------------------|--------------------|---------------------|--------------|----------------|--------------------|----------|------------------|-----------|---------------------------|---------------------|--------------------|---------------------|---------------|-------------------|-------------------|-----|----------|-------------------------|-----------------------------|-----------------|--|--|--|--|--|--|
| CAN H           | CAN L  | CAN H  | CAN L  | CAN H  | CAN L  | CAN L | OUT +/                    | OUT +/-                 | OUT                | OUT                    | OUT       | OUT        | OUT              | OUT          | OUT                 | OUT                   | OUT                | OUT                 | OUT          | OUT            | OUT                | OUT      | OUT              | OUT       | OUT                       | IN                  | IN                 | IN                  | IN            | IN                | IN                | IN  | IN       | IN                      | IN                          | IN              |  |  |  |  |  |  |
| CAN1-H          | CAN1-L | CAN2-H | CAN2-L | CAN3-H | CAN3-L |       | Alternative blink control | Alt. contr. centr. lock | Driver door sensor | Passengers door sensor | Trunk lid | Hood sense | Original alarm++ | Arming state | Lock factory remote | Unlock factory remote | Any button pressed | Handbrake / Parking | Speed 10kmph | Engine running | Engine speed (RPM) | Ignition | Key inserted     | Footbrake | Drivers door opening sim. | Turn off the engine | Turn on the engine | Turn signal control | Trunk release | Opening all doors | Closing all doors | GND | PWR +12V | Contr. of factory alarm | Contr.c.lock when ign.is on | Comfort closure |  |  |  |  |  |  |
| 1               | 2      | 3      | 4      | 5      | 6      | 7     | 8                         |                         | 1                  | 2                      | 3         | 4          | 5                | 6            | 7                   | 8                     | 9                  | 10                  | 11           | 12             | 13                 | 14       | 15               | 1         | 2                         | 3                   | 4                  | 5                   | 6             | 7                 | 8                 | 9   | 10       |                         |                             |                 |  |  |  |  |  |  |
| +               | +      |        |        |        |        |       |                           | +                       | +                  | +                      | +         | +          | +                | +            | +                   | +                     | +                  | +                   | +            | +              | +                  | +        | +                | +         |                           |                     |                    |                     |               |                   |                   |     | +        | +                       |                             |                 |  |  |  |  |  |  |

Attention:

**FIAT 124 SPIDER (348)**

year: 2016 →

program №: 12259

from: 2020-06-09

| connector 8 pin |        |        |        |        |        |       |                           | connector 15 pin        |                    |                        |           |            |                  |              |                     |                       |                    |                     |              |                |                    |          | connector 10 pin |           |                           |                     |                    |                     |               |                   |                   |     |          |                         |                             |                 |  |  |  |  |  |  |
|-----------------|--------|--------|--------|--------|--------|-------|---------------------------|-------------------------|--------------------|------------------------|-----------|------------|------------------|--------------|---------------------|-----------------------|--------------------|---------------------|--------------|----------------|--------------------|----------|------------------|-----------|---------------------------|---------------------|--------------------|---------------------|---------------|-------------------|-------------------|-----|----------|-------------------------|-----------------------------|-----------------|--|--|--|--|--|--|
| CAN H           | CAN L  | CAN H  | CAN L  | CAN H  | CAN L  | CAN L | OUT +/                    | OUT +/-                 | OUT                | OUT                    | OUT       | OUT        | OUT              | OUT          | OUT                 | OUT                   | OUT                | OUT                 | OUT          | OUT            | OUT                | OUT      | OUT              | OUT       | OUT                       | IN                  | IN                 | IN                  | IN            | IN                | IN                | IN  | IN       | IN                      | IN                          | IN              |  |  |  |  |  |  |
| CAN1-H          | CAN1-L | CAN2-H | CAN2-L | CAN3-H | CAN3-L |       | Alternative blink control | Alt. contr. centr. lock | Driver door sensor | Passengers door sensor | Trunk lid | Hood sense | Original alarm++ | Arming state | Lock factory remote | Unlock factory remote | Any button pressed | Handbrake / Parking | Speed 10kmph | Engine running | Engine speed (RPM) | Ignition | Key inserted     | Footbrake | Drivers door opening sim. | Turn off the engine | Turn on the engine | Turn signal control | Trunk release | Opening all doors | Closing all doors | GND | PWR +12V | Contr. of factory alarm | Contr.c.lock when ign.is on | Comfort closure |  |  |  |  |  |  |
| 1               | 2      | 3      | 4      | 5      | 6      | 7     | 8                         |                         | 1                  | 2                      | 3         | 4          | 5                | 6            | 7                   | 8                     | 9                  | 10                  | 11           | 12             | 13                 | 14       | 15               | 1         | 2                         | 3                   | 4                  | 5                   | 6             | 7                 | 8                 | 9   | 10       |                         |                             |                 |  |  |  |  |  |  |
| +               | +      |        |        |        |        |       |                           | +                       | +                  | +                      | +         | +          | +                | +            | +                   | +                     | +                  | +                   | +            | +              | +                  | +        | +                | +         |                           |                     |                    |                     |               |                   |                   |     | +        | +                       |                             |                 |  |  |  |  |  |  |

Attention:

Switches

| FIAT 500 (312) (Hybrid) year: 2020 → with and without Keyless System program No: 13836 from: 2023-12-22 |        |                  |        |        |        |                           |                         |                    |                        |           |            |                  |              |                     |                       |                    |                     |              |                |                    |          |              |           |                           |                     |                    |                     |               |                   |                   |     |          |  |  |  |  |  |
|---------------------------------------------------------------------------------------------------------|--------|------------------|--------|--------|--------|---------------------------|-------------------------|--------------------|------------------------|-----------|------------|------------------|--------------|---------------------|-----------------------|--------------------|---------------------|--------------|----------------|--------------------|----------|--------------|-----------|---------------------------|---------------------|--------------------|---------------------|---------------|-------------------|-------------------|-----|----------|--|--|--|--|--|
| connector 8 pin                                                                                         |        | connector 15 pin |        |        |        |                           |                         |                    | connector 10 pin       |           |            |                  |              |                     |                       |                    |                     |              |                |                    |          |              |           |                           |                     |                    |                     |               |                   |                   |     |          |  |  |  |  |  |
| CAN H                                                                                                   | CAN L  | CAN H            | CAN L  | CAN H  | CAN L  | OUT +                     | OUT -                   | OUT                | OUT                    | OUT       | OUT        | OUT              | OUT          | OUT                 | OUT                   | OUT                | OUT                 | IN           | IN             | IN                 | IN       | IN           |           |                           |                     |                    |                     |               |                   |                   |     |          |  |  |  |  |  |
| CAN1-H                                                                                                  | CAN1-L | CAN2-H           | CAN2-L | CAN3-H | CAN3-L | Alternative blink control | Alt. contr. centr. lock | Driver door sensor | Passengers door sensor | Trunk lid | Hood sense | Original alarm++ | Arming state | Lock factory remote | Unlock factory remote | Any button pressed | Handbrake / Parking | Speed 10kmph | Engine running | Engine speed (RPM) | Ignition | Key inserted | Footbrake | Drivers door opening sim. | Turn off the engine | Turn on the engine | Turn signal control | Trunk release | Opening all doors | Closing all doors | GND | PWR +12V |  |  |  |  |  |
| 1                                                                                                       | 2      | 3                | 4      | 5      | 6      | 7                         | 8                       | 1                  | 2                      | 3         | 4          | 5                | 6            | 7                   | 8                     | 9                  | 10                  | 11           | 12             | 13                 | 14       | 15           | 1         | 2                         | 3                   | 4                  | 5                   | 6             | 7                 | 8                 | 9   | 10       |  |  |  |  |  |

Attention:

Switches

| FIAT 500 (312) year: 2016 → with and without Keyless System program No: 13357 from: 2023-12-22 |        |                  |        |        |        |                           |                         |                    |                        |           |            |                  |              |                     |                       |                    |                     |              |                |                    |          |              |           |                           |                     |                    |                     |               |                   |                   |     |          |  |  |  |  |  |
|------------------------------------------------------------------------------------------------|--------|------------------|--------|--------|--------|---------------------------|-------------------------|--------------------|------------------------|-----------|------------|------------------|--------------|---------------------|-----------------------|--------------------|---------------------|--------------|----------------|--------------------|----------|--------------|-----------|---------------------------|---------------------|--------------------|---------------------|---------------|-------------------|-------------------|-----|----------|--|--|--|--|--|
| connector 8 pin                                                                                |        | connector 15 pin |        |        |        |                           |                         |                    | connector 10 pin       |           |            |                  |              |                     |                       |                    |                     |              |                |                    |          |              |           |                           |                     |                    |                     |               |                   |                   |     |          |  |  |  |  |  |
| CAN H                                                                                          | CAN L  | CAN H            | CAN L  | CAN H  | CAN L  | OUT +                     | OUT -                   | OUT                | OUT                    | OUT       | OUT        | OUT              | OUT          | OUT                 | OUT                   | OUT                | OUT                 | IN           | IN             | IN                 | IN       | IN           |           |                           |                     |                    |                     |               |                   |                   |     |          |  |  |  |  |  |
| CAN1-H                                                                                         | CAN1-L | CAN2-H           | CAN2-L | CAN3-H | CAN3-L | Alternative blink control | Alt. contr. centr. lock | Driver door sensor | Passengers door sensor | Trunk lid | Hood sense | Original alarm++ | Arming state | Lock factory remote | Unlock factory remote | Any button pressed | Handbrake / Parking | Speed 10kmph | Engine running | Engine speed (RPM) | Ignition | Key inserted | Footbrake | Drivers door opening sim. | Turn off the engine | Turn on the engine | Turn signal control | Trunk release | Opening all doors | Closing all doors | GND | PWR +12V |  |  |  |  |  |
| 1                                                                                              | 2      | 3                | 4      | 5      | 6      | 7                         | 8                       | 1                  | 2                      | 3         | 4          | 5                | 6            | 7                   | 8                     | 9                  | 10                  | 11           | 12             | 13                 | 14       | 15           | 1         | 2                         | 3                   | 4                  | 5                   | 6             | 7                 | 8                 | 9   | 10       |  |  |  |  |  |

Attention:

Switches

| FIAT 500 (312) year: 2007 → with and without Keyless System program No: 11127 from: 2019-04-10 |        |                  |        |        |        |                           |                         |                    |                        |           |            |                  |              |                     |                       |                    |                     |              |                |                    |          |              |           |                           |                     |                    |                     |               |                   |                   |     |          |  |  |  |  |  |
|------------------------------------------------------------------------------------------------|--------|------------------|--------|--------|--------|---------------------------|-------------------------|--------------------|------------------------|-----------|------------|------------------|--------------|---------------------|-----------------------|--------------------|---------------------|--------------|----------------|--------------------|----------|--------------|-----------|---------------------------|---------------------|--------------------|---------------------|---------------|-------------------|-------------------|-----|----------|--|--|--|--|--|
| connector 8 pin                                                                                |        | connector 15 pin |        |        |        |                           |                         |                    | connector 10 pin       |           |            |                  |              |                     |                       |                    |                     |              |                |                    |          |              |           |                           |                     |                    |                     |               |                   |                   |     |          |  |  |  |  |  |
| CAN H                                                                                          | CAN L  | CAN H            | CAN L  | CAN H  | CAN L  | OUT +                     | OUT -                   | OUT                | OUT                    | OUT       | OUT        | OUT              | OUT          | OUT                 | OUT                   | OUT                | OUT                 | IN           | IN             | IN                 | IN       | IN           |           |                           |                     |                    |                     |               |                   |                   |     |          |  |  |  |  |  |
| CAN1-H                                                                                         | CAN1-L | CAN2-H           | CAN2-L | CAN3-H | CAN3-L | Alternative blink control | Alt. contr. centr. lock | Driver door sensor | Passengers door sensor | Trunk lid | Hood sense | Original alarm++ | Arming state | Lock factory remote | Unlock factory remote | Any button pressed | Handbrake / Parking | Speed 10kmph | Engine running | Engine speed (RPM) | Ignition | Key inserted | Footbrake | Drivers door opening sim. | Turn off the engine | Turn on the engine | Turn signal control | Trunk release | Opening all doors | Closing all doors | GND | PWR +12V |  |  |  |  |  |
| 1                                                                                              | 2      | 3                | 4      | 5      | 6      | 7                         | 8                       | 1                  | 2                      | 3         | 4          | 5                | 6            | 7                   | 8                     | 9                  | 10                  | 11           | 12             | 13                 | 14       | 15           | 1         | 2                         | 3                   | 4                  | 5                   | 6             | 7                 | 8                 | 9   | 10       |  |  |  |  |  |

Attention:

Switches

| FIAT 500E (332) (Electric) year: 2021 → with and without Keyless System program No: 13824 from: 2024-03-05 |        |                  |        |        |        |                           |                         |                    |                        |           |            |                  |              |                     |                       |                    |                     |              |                |                    |          |              |           |                           |                     |                    |                     |               |                   |                   |     |          |  |  |  |  |  |
|------------------------------------------------------------------------------------------------------------|--------|------------------|--------|--------|--------|---------------------------|-------------------------|--------------------|------------------------|-----------|------------|------------------|--------------|---------------------|-----------------------|--------------------|---------------------|--------------|----------------|--------------------|----------|--------------|-----------|---------------------------|---------------------|--------------------|---------------------|---------------|-------------------|-------------------|-----|----------|--|--|--|--|--|
| connector 8 pin                                                                                            |        | connector 15 pin |        |        |        |                           |                         |                    | connector 10 pin       |           |            |                  |              |                     |                       |                    |                     |              |                |                    |          |              |           |                           |                     |                    |                     |               |                   |                   |     |          |  |  |  |  |  |
| CAN H                                                                                                      | CAN L  | CAN H            | CAN L  | CAN H  | CAN L  | OUT +                     | OUT -                   | OUT                | OUT                    | OUT       | OUT        | OUT              | OUT          | OUT                 | OUT                   | OUT                | OUT                 | IN           | IN             | IN                 | IN       | IN           |           |                           |                     |                    |                     |               |                   |                   |     |          |  |  |  |  |  |
| CAN1-H                                                                                                     | CAN1-L | CAN2-H           | CAN2-L | CAN3-H | CAN3-L | Alternative blink control | Alt. contr. centr. lock | Driver door sensor | Passengers door sensor | Trunk lid | Hood sense | Original alarm++ | Arming state | Lock factory remote | Unlock factory remote | Any button pressed | Handbrake / Parking | Speed 10kmph | Engine running | Engine speed (RPM) | Ignition | Key inserted | Footbrake | Drivers door opening sim. | Turn off the engine | Turn on the engine | Turn signal control | Trunk release | Opening all doors | Closing all doors | GND | PWR +12V |  |  |  |  |  |
| 1                                                                                                          | 2      | 3                | 4      | 5      | 6      | 7                         | 8                       | 1                  | 2                      | 3         | 4          | 5                | 6            | 7                   | 8                     | 9                  | 10                  | 11           | 12             | 13                 | 14       | 15           | 1         | 2                         | 3                   | 4                  | 5                   | 6             | 7                 | 8                 | 9   | 10       |  |  |  |  |  |

Attention:

Switches

| FIAT 500E (312) (Electric) year: 2013 → without Keyless System program No: 12431 from: 2020-10-23 |        |                  |        |        |        |                           |                         |                    |                        |           |            |                  |              |                     |                       |                    |                     |              |                |                    |          |              |           |                           |                     |                    |                     |               |                   |                   |     |          |  |  |  |  |  |
|---------------------------------------------------------------------------------------------------|--------|------------------|--------|--------|--------|---------------------------|-------------------------|--------------------|------------------------|-----------|------------|------------------|--------------|---------------------|-----------------------|--------------------|---------------------|--------------|----------------|--------------------|----------|--------------|-----------|---------------------------|---------------------|--------------------|---------------------|---------------|-------------------|-------------------|-----|----------|--|--|--|--|--|
| connector 8 pin                                                                                   |        | connector 15 pin |        |        |        |                           |                         |                    | connector 10 pin       |           |            |                  |              |                     |                       |                    |                     |              |                |                    |          |              |           |                           |                     |                    |                     |               |                   |                   |     |          |  |  |  |  |  |
| CAN H                                                                                             | CAN L  | CAN H            | CAN L  | CAN H  | CAN L  | OUT +                     | OUT -                   | OUT                | OUT                    | OUT       | OUT        | OUT              | OUT          | OUT                 | OUT                   | OUT                | OUT                 | IN           | IN             | IN                 | IN       | IN           |           |                           |                     |                    |                     |               |                   |                   |     |          |  |  |  |  |  |
| CAN1-H                                                                                            | CAN1-L | CAN2-H           | CAN2-L | CAN3-H | CAN3-L | Alternative blink control | Alt. contr. centr. lock | Driver door sensor | Passengers door sensor | Trunk lid | Hood sense | Original alarm++ | Arming state | Lock factory remote | Unlock factory remote | Any button pressed | Handbrake / Parking | Speed 10kmph | Engine running | Engine speed (RPM) | Ignition | Key inserted | Footbrake | Drivers door opening sim. | Turn off the engine | Turn on the engine | Turn signal control | Trunk release | Opening all doors | Closing all doors | GND | PWR +12V |  |  |  |  |  |
| 1                                                                                                 | 2      | 3                | 4      | 5      | 6      | 7                         | 8                       | 1                  | 2                      | 3         | 4          | 5                | 6            | 7                   | 8                     | 9                  | 10                  | 11           | 12             | 13                 | 14       | 15           | 1         | 2                         | 3                   | 4                  | 5                   | 6             | 7                 | 8                 | 9   | 10       |  |  |  |  |  |

Attention:

Switches

[en] => P/N 727010xx (U277\_70\_10)

**FIAT 500L (351/352)**

year: 2018 →

without Keyless System

program №: 12637

from: 2022-12-15

| connector 8 pin |        |        |        |        |        |                           |                         | connector 15 pin   |                        |           |            |                  |              |                     |                       |                    |                     |              |                |                    |          |              | connector 10 pin |                           |                     |                    |                     |               |                   |                   |     |          |                         |                              |                 |
|-----------------|--------|--------|--------|--------|--------|---------------------------|-------------------------|--------------------|------------------------|-----------|------------|------------------|--------------|---------------------|-----------------------|--------------------|---------------------|--------------|----------------|--------------------|----------|--------------|------------------|---------------------------|---------------------|--------------------|---------------------|---------------|-------------------|-------------------|-----|----------|-------------------------|------------------------------|-----------------|
| CAN H           | CAN L  | CAN H  | CAN L  | CAN H  | CAN L  | OUT +                     | OUT -                   | OUT                | OUT                    | OUT       | OUT        | OUT              | OUT          | OUT                 | OUT                   | OUT                | OUT                 | OUT          | OUT            | OUT                | OUT      | OUT          | OUT              | OUT                       | OUT                 | IN                 | IN                  | IN            | IN                | IN                | IN  | IN       |                         |                              |                 |
| CAN1-H          | CAN1-L | CAN2-H | CAN2-L | CAN3-H | CAN3-L | Alternative blink control | Alt. contr. centr. lock | Driver door sensor | Passengers door sensor | Trunk lid | Hood sense | Original alarm++ | Arming state | Lock factory remote | Unlock factory remote | Any button pressed | Handbrake / Parking | Speed 10kmph | Engine running | Engine speed (RPM) | Ignition | Key inserted | Footbrake        | Drivers door opening sim. | Turn off the engine | Turn on the engine | Turn signal control | Trunk release | Opening all doors | Closing all doors | GND | PWR +12V | Contr. of factory alarm | Contr.c.lock. when ign.is on | Comfort closure |
| 1               | 2      | 3      | 4      | 5      | 6      | 7                         | 8                       | 1                  | 2                      | 3         | 4          | 5                | 6            | 7                   | 8                     | 9                  | 10                  | 11           | 12             | 13                 | 14       | 15           | 1                | 2                         | 3                   | 4                  | 5                   | 6             | 7                 | 8                 | 9   | 10       |                         |                              |                 |
| +               | +      | +      | +      |        |        | +                         |                         | +                  | +                      | +         | +          |                  | +            | +                   | +                     | +                  | +                   | +            | +              | +                  | +        | +            | +                | +                         | +                   | +                  | +                   | +             | +                 | +                 | +   |          |                         |                              |                 |

Attention:

**FIAT 500L (351/352)**

year: 2013 →

program №: 11127

from: 2017-09-01

| connector 8 pin |        |        |        |        |        |                           |                         | connector 15 pin   |                        |           |            |                  |              |                     |                       |                    |                     |              |                |                    |          |              | connector 10 pin |                           |                     |                    |                     |               |                   |                   |     |          |                         |                              |                 |
|-----------------|--------|--------|--------|--------|--------|---------------------------|-------------------------|--------------------|------------------------|-----------|------------|------------------|--------------|---------------------|-----------------------|--------------------|---------------------|--------------|----------------|--------------------|----------|--------------|------------------|---------------------------|---------------------|--------------------|---------------------|---------------|-------------------|-------------------|-----|----------|-------------------------|------------------------------|-----------------|
| CAN H           | CAN L  | CAN H  | CAN L  | CAN H  | CAN L  | OUT +                     | OUT -                   | OUT                | OUT                    | OUT       | OUT        | OUT              | OUT          | OUT                 | OUT                   | OUT                | OUT                 | OUT          | OUT            | OUT                | OUT      | OUT          | OUT              | OUT                       | OUT                 | IN                 | IN                  | IN            | IN                | IN                | IN  | IN       |                         |                              |                 |
| CAN1-H          | CAN1-L | CAN2-H | CAN2-L | CAN3-H | CAN3-L | Alternative blink control | Alt. contr. centr. lock | Driver door sensor | Passengers door sensor | Trunk lid | Hood sense | Original alarm++ | Arming state | Lock factory remote | Unlock factory remote | Any button pressed | Handbrake / Parking | Speed 10kmph | Engine running | Engine speed (RPM) | Ignition | Key inserted | Footbrake        | Drivers door opening sim. | Turn off the engine | Turn on the engine | Turn signal control | Trunk release | Opening all doors | Closing all doors | GND | PWR +12V | Contr. of factory alarm | Contr.c.lock. when ign.is on | Comfort closure |
| 1               | 2      | 3      | 4      | 5      | 6      | 7                         | 8                       | 1                  | 2                      | 3         | 4          | 5                | 6            | 7                   | 8                     | 9                  | 10                  | 11           | 12             | 13                 | 14       | 15           | 1                | 2                         | 3                   | 4                  | 5                   | 6             | 7                 | 8                 | 9   | 10       |                         |                              |                 |
| +               | +      | +      | +      |        |        | +                         |                         | +                  | +                      | +         | +          |                  | +            | +                   | +                     | +                  | +                   | +            | +              | +                  | +        | +            | +                | +                         | +                   | +                  | +                   | +             | +                 | +                 | +   | +        |                         |                              |                 |

Attention:

**FIAT 500X (334) (Hybrid) (Keyless)**

year: 2022 →

with Keyless System

program №: 14618

from: 2023-03-08

| connector 8 pin |        |        |        |        |        |                           |                         | connector 15 pin   |                        |           |            |                  |              |                     |                       |                    |                     |              |                |                    |          |              | connector 10 pin |                           |                     |                    |                     |               |                   |                   |     |          |                         |                              |                 |  |
|-----------------|--------|--------|--------|--------|--------|---------------------------|-------------------------|--------------------|------------------------|-----------|------------|------------------|--------------|---------------------|-----------------------|--------------------|---------------------|--------------|----------------|--------------------|----------|--------------|------------------|---------------------------|---------------------|--------------------|---------------------|---------------|-------------------|-------------------|-----|----------|-------------------------|------------------------------|-----------------|--|
| CAN H           | CAN L  | CAN H  | CAN L  | CAN H  | CAN L  | OUT +                     | OUT -                   | OUT                | OUT                    | OUT       | OUT        | OUT              | OUT          | OUT                 | OUT                   | OUT                | OUT                 | OUT          | OUT            | OUT                | OUT      | OUT          | OUT              | OUT                       | OUT                 | IN                 | IN                  | IN            | IN                | IN                | IN  | IN       |                         |                              |                 |  |
| CAN1-H          | CAN1-L | CAN2-H | CAN2-L | CAN3-H | CAN3-L | Alternative blink control | Alt. contr. centr. lock | Driver door sensor | Passengers door sensor | Trunk lid | Hood sense | Original alarm++ | Arming state | Lock factory remote | Unlock factory remote | Any button pressed | Handbrake / Parking | Speed 10kmph | Engine running | Engine speed (RPM) | Ignition | Key inserted | Footbrake        | Drivers door opening sim. | Turn off the engine | Turn on the engine | Turn signal control | Trunk release | Opening all doors | Closing all doors | GND | PWR +12V | Contr. of factory alarm | Contr.c.lock. when ign.is on | Comfort closure |  |
| 1               | 2      | 3      | 4      | 5      | 6      | 7                         | 8                       | 1                  | 2                      | 3         | 4          | 5                | 6            | 7                   | 8                     | 9                  | 10                  | 11           | 12             | 13                 | 14       | 15           | 1                | 2                         | 3                   | 4                  | 5                   | 6             | 7                 | 8                 | 9   | 10       |                         |                              |                 |  |
| +               | +      | +      | +      |        |        | +                         |                         | +                  | +                      | +         | +          |                  | +            | +                   | +                     | +                  | +                   | +            | +              | +                  | +        | +            | +                | +                         | +                   | +                  | +                   | +             | +                 | +                 | +   | +        | +                       |                              |                 |  |

Attention:

**FIAT 500X (334)**

year: 2018 →

without Keyless System

program №: 12638

from: 2023-02-08

| connector 8 pin |        |        |        |        |        |                           |                         | connector 15 pin   |                        |           |            |                  |              |                     |                       |                    |                     |              |                |                    |          |              | connector 10 pin |                           |                     |                    |                     |               |                   |                   |     |          |                         |                              |                 |  |
|-----------------|--------|--------|--------|--------|--------|---------------------------|-------------------------|--------------------|------------------------|-----------|------------|------------------|--------------|---------------------|-----------------------|--------------------|---------------------|--------------|----------------|--------------------|----------|--------------|------------------|---------------------------|---------------------|--------------------|---------------------|---------------|-------------------|-------------------|-----|----------|-------------------------|------------------------------|-----------------|--|
| CAN H           | CAN L  | CAN H  | CAN L  | CAN H  | CAN L  | OUT +                     | OUT -                   | OUT                | OUT                    | OUT       | OUT        | OUT              | OUT          | OUT                 | OUT                   | OUT                | OUT                 | OUT          | OUT            | OUT                | OUT      | OUT          | OUT              | OUT                       | OUT                 | IN                 | IN                  | IN            | IN                | IN                | IN  | IN       |                         |                              |                 |  |
| CAN1-H          | CAN1-L | CAN2-H | CAN2-L | CAN3-H | CAN3-L | Alternative blink control | Alt. contr. centr. lock | Driver door sensor | Passengers door sensor | Trunk lid | Hood sense | Original alarm++ | Arming state | Lock factory remote | Unlock factory remote | Any button pressed | Handbrake / Parking | Speed 10kmph | Engine running | Engine speed (RPM) | Ignition | Key inserted | Footbrake        | Drivers door opening sim. | Turn off the engine | Turn on the engine | Turn signal control | Trunk release | Opening all doors | Closing all doors | GND | PWR +12V | Contr. of factory alarm | Contr.c.lock. when ign.is on | Comfort closure |  |
| 1               | 2      | 3      | 4      | 5      | 6      | 7                         | 8                       | 1                  | 2                      | 3         | 4          | 5                | 6            | 7                   | 8                     | 9                  | 10                  | 11           | 12             | 13                 | 14       | 15           | 1                | 2                         | 3                   | 4                  | 5                   | 6             | 7                 | 8                 | 9   | 10       |                         |                              |                 |  |
| +               | +      | +      | +      |        |        | +                         |                         | +                  | +                      | +         | +          |                  | +            | +                   | +                     | +                  | +                   | +            | +              | +                  | +        | +            | +                | +                         | +                   | +                  | +                   | +             | +                 | +                 | +   | +        | +                       |                              |                 |  |

Attention:

**FIAT 500X (334) (Keyless)**

year: 2015 →

with Keyless System

program №: 11554

from: 2023-01-19

| connector 8 pin |        |        |        |        |        |                           |                         | connector 15 pin   |                        |           |            |                  |              |                     |                       |                    |                     |              |                |                    |          |              | connector 10 pin |                           |                     |                    |                     |               |                   |                   |     |          |                         |                              |                 |  |  |  |
|-----------------|--------|--------|--------|--------|--------|---------------------------|-------------------------|--------------------|------------------------|-----------|------------|------------------|--------------|---------------------|-----------------------|--------------------|---------------------|--------------|----------------|--------------------|----------|--------------|------------------|---------------------------|---------------------|--------------------|---------------------|---------------|-------------------|-------------------|-----|----------|-------------------------|------------------------------|-----------------|--|--|--|
| CAN H           | CAN L  | CAN H  | CAN L  | CAN H  | CAN L  | OUT +                     | OUT -                   | OUT                | OUT                    | OUT       | OUT        | OUT              | OUT          | OUT                 | OUT                   | OUT                | OUT                 | OUT          | OUT            | OUT                | OUT      | OUT          | OUT              | OUT                       | OUT                 | IN                 | IN                  | IN            | IN                | IN                | IN  | IN       |                         |                              |                 |  |  |  |
| CAN1-H          | CAN1-L | CAN2-H | CAN2-L | CAN3-H | CAN3-L | Alternative blink control | Alt. contr. centr. lock | Driver door sensor | Passengers door sensor | Trunk lid | Hood sense | Original alarm++ | Arming state | Lock factory remote | Unlock factory remote | Any button pressed | Handbrake / Parking | Speed 10kmph | Engine running | Engine speed (RPM) | Ignition | Key inserted | Footbrake        | Drivers door opening sim. | Turn off the engine | Turn on the engine | Turn signal control | Trunk release | Opening all doors | Closing all doors | GND | PWR +12V | Contr. of factory alarm | Contr.c.lock. when ign.is on | Comfort closure |  |  |  |
| 1               | 2      | 3      | 4      | 5      | 6      | 7                         | 8                       | 1                  | 2                      | 3         | 4          | 5                | 6            | 7                   | 8                     | 9                  | 10                  | 11           | 12             | 13                 | 14       | 15           | 1                | 2                         | 3                   | 4                  | 5                   | 6             | 7                 | 8                 | 9   | 10       |                         |                              |                 |  |  |  |
| +               | +      | +      | +      |        |        | +                         |                         | +                  | +                      | +         | +          |                  | +            | +                   | +                     | +                  | +                   | +            | +              | +                  | +        | +            | +                | +                         | +                   | +                  | +                   | +             | +                 | +                 | +   | +        | +                       | +                            | +               |  |  |  |

Attention:

Switches

FIAT 500X (334)

year: 2015 →

without Keyless System

program №: 11599

from: 2021-12-31

Table with 3 main sections: connector 8 pin, connector 15 pin, and connector 10 pin. Each section has columns for CAN H, CAN L, CAN H, CAN L, CAN H, CAN L, OUT +, OUT -, and rows for CAN1-H, CAN1-L, CAN2-H, CAN2-L, CAN3-H, CAN3-L, and various sensors/actuators like Driver door sensor, Passengers door sensor, Trunk lid, Hood sense, Original alarm++, Arming state, Lock factory remote, Unlock factory remote, Any button pressed, Handbrake / Parking, Speed 10kmph, Engine running, Engine speed (RPM), Ignition, Key inserted, Footbrake, Drivers door opening sim., Turn off the engine, Turn on the engine, Turn signal control, Trunk release, Opening all doors, Closing all doors, GND, PWR +12V.

Attention:

FIAT BRAVO (198)

year: 2007 →

program №: 11129

from: 2017-09-01

Table with 3 main sections: connector 8 pin, connector 15 pin, and connector 10 pin. Each section has columns for CAN H, CAN L, CAN H, CAN L, CAN H, CAN L, OUT +, OUT -, and rows for CAN1-H, CAN1-L, CAN2-H, CAN2-L, CAN3-H, CAN3-L, and various sensors/actuators like Driver door sensor, Passengers door sensor, Trunk lid, Hood sense, Original alarm++, Arming state, Lock factory remote, Unlock factory remote, Any button pressed, Handbrake / Parking, Speed 10kmph, Engine running, Engine speed (RPM), Ignition, Key inserted, Footbrake, Drivers door opening sim., Turn off the engine, Turn on the engine, Turn signal control, Trunk release, Opening all doors, Closing all doors, GND, PWR +12V.

Attention:

FIAT CROMA (194)

year: 2005 →

program №: 11128

from: 2017-09-01

Table with 3 main sections: connector 8 pin, connector 15 pin, and connector 10 pin. Each section has columns for CAN H, CAN L, CAN H, CAN L, CAN H, CAN L, OUT +, OUT -, and rows for CAN1-H, CAN1-L, CAN2-H, CAN2-L, CAN3-H, CAN3-L, and various sensors/actuators like Driver door sensor, Passengers door sensor, Trunk lid, Hood sense, Original alarm++, Arming state, Lock factory remote, Unlock factory remote, Any button pressed, Handbrake / Parking, Speed 10kmph, Engine running, Engine speed (RPM), Ignition, Key inserted, Footbrake, Drivers door opening sim., Turn off the engine, Turn on the engine, Turn signal control, Trunk release, Opening all doors, Closing all doors, GND, PWR +12V.

Attention:

FIAT DOBLO (K9)

year: 2023 →

with and without Keyless System (without factory alarm)

program №: 14622

from: 2023-03-27

Table with 3 main sections: connector 8 pin, connector 15 pin, and connector 10 pin. Each section has columns for CAN H, CAN L, CAN H, CAN L, CAN H, CAN L, OUT +, OUT -, and rows for CAN1-H, CAN1-L, CAN2-H, CAN2-L, CAN3-H, CAN3-L, and various sensors/actuators like Driver door sensor, Passengers door sensor, Trunk lid, Hood sense, Original alarm++, Arming state, Lock factory remote, Unlock factory remote, Any button pressed, Handbrake / Parking, Speed 10kmph, Engine running, Engine speed (RPM), Ignition, Key inserted, Footbrake, Drivers door opening sim., Turn off the engine, Turn on the engine, Turn signal control, Trunk release, Opening all doors, Closing all doors, GND, PWR +12V.

Attention:

FIAT DOBLO (263)

year: 2020 →

program №: 14348

from: 2024-03-01

Table with 3 main sections: connector 8 pin, connector 15 pin, and connector 10 pin. Each section has columns for CAN H, CAN L, CAN H, CAN L, CAN H, CAN L, OUT +, OUT -, and rows for CAN1-H, CAN1-L, CAN2-H, CAN2-L, CAN3-H, CAN3-L, and various sensors/actuators like Driver door sensor, Passengers door sensor, Trunk lid, Hood sense, Original alarm++, Arming state, Lock factory remote, Unlock factory remote, Any button pressed, Handbrake / Parking, Speed 10kmph, Engine running, Engine speed (RPM), Ignition, Key inserted, Footbrake, Drivers door opening sim., Turn off the engine, Turn on the engine, Turn signal control, Trunk release, Opening all doors, Closing all doors, GND, PWR +12V.

Attention:



| FIAT DOBLO NATURAL POWER (263) |        |        |        |        |        |       |       |                           |                         | year: 2017 → |     |                    |                        |           |            |                  |              |                     |                       |                    | program N° 12235    |              |                  |                    |          |              | from: 2022-12-29 |                           |                     |                    |                     |               |                   |                   |     |          |  |  |                         |                             |                 |
|--------------------------------|--------|--------|--------|--------|--------|-------|-------|---------------------------|-------------------------|--------------|-----|--------------------|------------------------|-----------|------------|------------------|--------------|---------------------|-----------------------|--------------------|---------------------|--------------|------------------|--------------------|----------|--------------|------------------|---------------------------|---------------------|--------------------|---------------------|---------------|-------------------|-------------------|-----|----------|--|--|-------------------------|-----------------------------|-----------------|
| connector 8 pin                |        |        |        |        |        |       |       | connector 15 pin          |                         |              |     |                    |                        |           |            |                  |              |                     |                       |                    |                     |              | connector 10 pin |                    |          |              |                  |                           |                     |                    |                     |               |                   |                   |     |          |  |  |                         |                             |                 |
| CAN H                          | CAN L  | CAN H  | CAN L  | CAN H  | CAN L  | CAN L | OUT + | OUT -                     | OUT                     | OUT          | OUT | OUT                | OUT                    | OUT       | OUT        | OUT              | OUT          | OUT                 | OUT                   | OUT                | OUT                 | OUT          | OUT              | OUT                | OUT      | IN           | IN               | IN                        | IN                  | IN                 | IN                  | IN            | IN                | IN                | IN  |          |  |  |                         |                             |                 |
| CAN1-H                         | CAN1-L | CAN2-H | CAN2-L | CAN3-H | CAN3-L |       |       | Alternative blink control | Alt. contr. centr. lock |              |     | Driver door sensor | Passengers door sensor | Trunk lid | Hood sense | Original alarm++ | Arming state | Lock factory remote | Unlock factory remote | Any button pressed | Handbrake / Parking | Speed 10kmph | Engine running   | Engine speed (RPM) | Ignition | Key inserted | Footbrake        | Drivers door opening sim. | Turn off the engine | Turn on the engine | Turn signal control | Trunk release | Opening all doors | Closing all doors | GND | PWR +12V |  |  | Contr. of factory alarm | Contr.c.lock when ign.is on | Comfort closure |
| 1                              | 2      | 3      | 4      | 5      | 6      |       |       | 7                         | 8                       | 1            | 2   | 3                  | 4                      | 5         | 6          | 7                | 8            | 9                   | 10                    | 11                 | 12                  | 13           | 14               | 15                 | 1        | 2            | 3                | 4                         | 5                   | 6                  | 7                   | 8             | 9                 | 10                |     |          |  |  |                         |                             |                 |
| +                              | +      | +      | +      | +      | +      |       |       | +                         | +                       | +            | +   | +                  | +                      | +         | +          | +                | +            | +                   | +                     | +                  | +                   | +            | +                | +                  | +        | +            | +                | +                         | +                   | +                  | +                   | +             | +                 | +                 | +   |          |  |  |                         |                             |                 |

Attention:

| FIAT DOBLO (263) |        |        |        |        |        |       |       |                           |                         | year: 2017 → |     |                    |                        |           |            |                  |              |                     |                       |                    | program N° 12235    |              |                  |                    |          |              | from: 2022-12-29 |                           |                     |                    |                     |               |                   |                   |     |          |  |  |                         |                             |                 |
|------------------|--------|--------|--------|--------|--------|-------|-------|---------------------------|-------------------------|--------------|-----|--------------------|------------------------|-----------|------------|------------------|--------------|---------------------|-----------------------|--------------------|---------------------|--------------|------------------|--------------------|----------|--------------|------------------|---------------------------|---------------------|--------------------|---------------------|---------------|-------------------|-------------------|-----|----------|--|--|-------------------------|-----------------------------|-----------------|
| connector 8 pin  |        |        |        |        |        |       |       | connector 15 pin          |                         |              |     |                    |                        |           |            |                  |              |                     |                       |                    |                     |              | connector 10 pin |                    |          |              |                  |                           |                     |                    |                     |               |                   |                   |     |          |  |  |                         |                             |                 |
| CAN H            | CAN L  | CAN H  | CAN L  | CAN H  | CAN L  | CAN L | OUT + | OUT -                     | OUT                     | OUT          | OUT | OUT                | OUT                    | OUT       | OUT        | OUT              | OUT          | OUT                 | OUT                   | OUT                | OUT                 | OUT          | OUT              | OUT                | OUT      | IN           | IN               | IN                        | IN                  | IN                 | IN                  | IN            | IN                | IN                | IN  | IN       |  |  |                         |                             |                 |
| CAN1-H           | CAN1-L | CAN2-H | CAN2-L | CAN3-H | CAN3-L |       |       | Alternative blink control | Alt. contr. centr. lock |              |     | Driver door sensor | Passengers door sensor | Trunk lid | Hood sense | Original alarm++ | Arming state | Lock factory remote | Unlock factory remote | Any button pressed | Handbrake / Parking | Speed 10kmph | Engine running   | Engine speed (RPM) | Ignition | Key inserted | Footbrake        | Drivers door opening sim. | Turn off the engine | Turn on the engine | Turn signal control | Trunk release | Opening all doors | Closing all doors | GND | PWR +12V |  |  | Contr. of factory alarm | Contr.c.lock when ign.is on | Comfort closure |
| 1                | 2      | 3      | 4      | 5      | 6      |       |       | 7                         | 8                       | 1            | 2   | 3                  | 4                      | 5         | 6          | 7                | 8            | 9                   | 10                    | 11                 | 12                  | 13           | 14               | 15                 | 1        | 2            | 3                | 4                         | 5                   | 6                  | 7                   | 8             | 9                 | 10                |     |          |  |  |                         |                             |                 |
| +                | +      | +      | +      | +      | +      |       |       | +                         | +                       | +            | +   | +                  | +                      | +         | +          | +                | +            | +                   | +                     | +                  | +                   | +            | +                | +                  | +        | +            | +                | +                         | +                   | +                  | +                   | +             | +                 | +                 |     |          |  |  |                         |                             |                 |

Attention:

| FIAT DOBLO (263) |        |        |        |        |        |       |       |                           |                         | year: 2015 → |     |                    |                        |           |            |                  |              |                     |                       |                    | without Keyless System |              |                  |                    |          |              | program N° 11127 |                           |                     |                    |                     |               | from: 2019-04-10  |                   |     |          |    |    |                         |                             |                 |
|------------------|--------|--------|--------|--------|--------|-------|-------|---------------------------|-------------------------|--------------|-----|--------------------|------------------------|-----------|------------|------------------|--------------|---------------------|-----------------------|--------------------|------------------------|--------------|------------------|--------------------|----------|--------------|------------------|---------------------------|---------------------|--------------------|---------------------|---------------|-------------------|-------------------|-----|----------|----|----|-------------------------|-----------------------------|-----------------|
| connector 8 pin  |        |        |        |        |        |       |       | connector 15 pin          |                         |              |     |                    |                        |           |            |                  |              |                     |                       |                    |                        |              | connector 10 pin |                    |          |              |                  |                           |                     |                    |                     |               |                   |                   |     |          |    |    |                         |                             |                 |
| CAN H            | CAN L  | CAN H  | CAN L  | CAN H  | CAN L  | CAN L | OUT + | OUT -                     | OUT                     | OUT          | OUT | OUT                | OUT                    | OUT       | OUT        | OUT              | OUT          | OUT                 | OUT                   | OUT                | OUT                    | OUT          | OUT              | OUT                | OUT      | IN           | IN               | IN                        | IN                  | IN                 | IN                  | IN            | IN                | IN                | IN  | IN       | IN | IN |                         |                             |                 |
| CAN1-H           | CAN1-L | CAN2-H | CAN2-L | CAN3-H | CAN3-L |       |       | Alternative blink control | Alt. contr. centr. lock |              |     | Driver door sensor | Passengers door sensor | Trunk lid | Hood sense | Original alarm++ | Arming state | Lock factory remote | Unlock factory remote | Any button pressed | Handbrake / Parking    | Speed 10kmph | Engine running   | Engine speed (RPM) | Ignition | Key inserted | Footbrake        | Drivers door opening sim. | Turn off the engine | Turn on the engine | Turn signal control | Trunk release | Opening all doors | Closing all doors | GND | PWR +12V |    |    | Contr. of factory alarm | Contr.c.lock when ign.is on | Comfort closure |
| 1                | 2      | 3      | 4      | 5      | 6      |       |       | 7                         | 8                       | 1            | 2   | 3                  | 4                      | 5         | 6          | 7                | 8            | 9                   | 10                    | 11                 | 12                     | 13           | 14               | 15                 | 1        | 2            | 3                | 4                         | 5                   | 6                  | 7                   | 8             | 9                 | 10                |     |          |    |    |                         |                             |                 |
| +                | +      | +      | +      | +      | +      |       |       | +                         | +                       | +            | +   | +                  | +                      | +         | +          | +                | +            | +                   | +                     | +                  | +                      | +            | +                | +                  | +        | +            | +                | +                         | +                   | +                  | +                   | +             | +                 | +                 |     |          |    |    |                         |                             |                 |

Attention:

| FIAT DOBLO NATURAL POWER (263) |        |        |        |        |        |       |       |                           |                         | year: 2015 → |     |                    |                        |           |            |                  |              |                     |                       |                    | program N° 11879    |              |                  |                    |          |              | from: 2022-12-29 |                           |                     |                    |                     |               |                   |                   |     |          |    |    |                         |                             |                 |  |  |
|--------------------------------|--------|--------|--------|--------|--------|-------|-------|---------------------------|-------------------------|--------------|-----|--------------------|------------------------|-----------|------------|------------------|--------------|---------------------|-----------------------|--------------------|---------------------|--------------|------------------|--------------------|----------|--------------|------------------|---------------------------|---------------------|--------------------|---------------------|---------------|-------------------|-------------------|-----|----------|----|----|-------------------------|-----------------------------|-----------------|--|--|
| connector 8 pin                |        |        |        |        |        |       |       | connector 15 pin          |                         |              |     |                    |                        |           |            |                  |              |                     |                       |                    |                     |              | connector 10 pin |                    |          |              |                  |                           |                     |                    |                     |               |                   |                   |     |          |    |    |                         |                             |                 |  |  |
| CAN H                          | CAN L  | CAN H  | CAN L  | CAN H  | CAN L  | CAN L | OUT + | OUT -                     | OUT                     | OUT          | OUT | OUT                | OUT                    | OUT       | OUT        | OUT              | OUT          | OUT                 | OUT                   | OUT                | OUT                 | OUT          | OUT              | OUT                | OUT      | IN           | IN               | IN                        | IN                  | IN                 | IN                  | IN            | IN                | IN                | IN  | IN       | IN | IN | IN                      | IN                          |                 |  |  |
| CAN1-H                         | CAN1-L | CAN2-H | CAN2-L | CAN3-H | CAN3-L |       |       | Alternative blink control | Alt. contr. centr. lock |              |     | Driver door sensor | Passengers door sensor | Trunk lid | Hood sense | Original alarm++ | Arming state | Lock factory remote | Unlock factory remote | Any button pressed | Handbrake / Parking | Speed 10kmph | Engine running   | Engine speed (RPM) | Ignition | Key inserted | Footbrake        | Drivers door opening sim. | Turn off the engine | Turn on the engine | Turn signal control | Trunk release | Opening all doors | Closing all doors | GND | PWR +12V |    |    | Contr. of factory alarm | Contr.c.lock when ign.is on | Comfort closure |  |  |
| 1                              | 2      | 3      | 4      | 5      | 6      |       |       | 7                         | 8                       | 1            | 2   | 3                  | 4                      | 5         | 6          | 7                | 8            | 9                   | 10                    | 11                 | 12                  | 13           | 14               | 15                 | 1        | 2            | 3                | 4                         | 5                   | 6                  | 7                   | 8             | 9                 | 10                |     |          |    |    |                         |                             |                 |  |  |
| +                              | +      | +      | +      | +      | +      |       |       | +                         | +                       | +            | +   | +                  | +                      | +         | +          | +                | +            | +                   | +                     | +                  | +                   | +            | +                | +                  | +        | +            | +                | +                         | +                   | +                  | +                   | +             | +                 | +                 |     |          |    |    |                         |                             |                 |  |  |

Attention:

| FIAT DOBLO (263) |        |        |        |        |        |       |       |                           |                         | year: 2010 → |     |                    |                        |           |            |                  |              |                     |                       |                    | program N° 11127    |              |                  |                    |          |              | from: 2017-09-01 |                           |                     |                    |                     |               |                   |                   |     |          |    |    |                         |                             |                 |  |  |  |
|------------------|--------|--------|--------|--------|--------|-------|-------|---------------------------|-------------------------|--------------|-----|--------------------|------------------------|-----------|------------|------------------|--------------|---------------------|-----------------------|--------------------|---------------------|--------------|------------------|--------------------|----------|--------------|------------------|---------------------------|---------------------|--------------------|---------------------|---------------|-------------------|-------------------|-----|----------|----|----|-------------------------|-----------------------------|-----------------|--|--|--|
| connector 8 pin  |        |        |        |        |        |       |       | connector 15 pin          |                         |              |     |                    |                        |           |            |                  |              |                     |                       |                    |                     |              | connector 10 pin |                    |          |              |                  |                           |                     |                    |                     |               |                   |                   |     |          |    |    |                         |                             |                 |  |  |  |
| CAN H            | CAN L  | CAN H  | CAN L  | CAN H  | CAN L  | CAN L | OUT + | OUT -                     | OUT                     | OUT          | OUT | OUT                | OUT                    | OUT       | OUT        | OUT              | OUT          | OUT                 | OUT                   | OUT                | OUT                 | OUT          | OUT              | OUT                | OUT      | IN           | IN               | IN                        | IN                  | IN                 | IN                  | IN            | IN                | IN                | IN  | IN       | IN | IN | IN                      | IN                          | IN              |  |  |  |
| CAN1-H           | CAN1-L | CAN2-H | CAN2-L | CAN3-H | CAN3-L |       |       | Alternative blink control | Alt. contr. centr. lock |              |     | Driver door sensor | Passengers door sensor | Trunk lid | Hood sense | Original alarm++ | Arming state | Lock factory remote | Unlock factory remote | Any button pressed | Handbrake / Parking | Speed 10kmph | Engine running   | Engine speed (RPM) | Ignition | Key inserted | Footbrake        | Drivers door opening sim. | Turn off the engine | Turn on the engine | Turn signal control | Trunk release | Opening all doors | Closing all doors | GND | PWR +12V |    |    | Contr. of factory alarm | Contr.c.lock when ign.is on | Comfort closure |  |  |  |
| 1                | 2      | 3      | 4      | 5      | 6      |       |       | 7                         | 8                       | 1            | 2   | 3                  | 4                      | 5         | 6          | 7                | 8            | 9                   | 10                    | 11                 | 12                  | 13           | 14               | 15                 | 1        | 2            | 3                | 4                         | 5                   | 6                  | 7                   | 8             | 9                 | 10                |     |          |    |    |                         |                             |                 |  |  |  |
| +                | +      | +      | +      | +      | +      |       |       | +                         | +                       | +            | +   | +                  | +                      | +         | +          | +                | +            | +                   | +                     | +                  | +                   | +            | +                | +                  | +        | +            | +                | +                         | +                   | +                  | +                   | +             | +                 | +                 |     |          |    |    |                         |                             |                 |  |  |  |

Attention:

FIAT DOBLO NATURAL POWER (263)

year: 2010 ->

program No: 11873

from: 2022-12-29

| CAN H  | CAN L  | CAN H  | CAN L  | CAN H  | CAN L  | OUT +                      | OUT +                   |
|--------|--------|--------|--------|--------|--------|----------------------------|-------------------------|
| CAN1-H | CAN1-L | CAN2-H | CAN2-L | CAN3-H | CAN3-L | Alternative blink. control | Alt. contr. centr. lock |
| 1      | 2      | 3      | 4      | 5      | 6      | 7                          | 8                       |
| +      | +      | +      | +      | +      | +      | +                          | +                       |

| OUT                | OUT                    | OUT       | OUT        | OUT              | OUT          | OUT                 | OUT                   | OUT                | OUT                 | OUT          | OUT            | OUT                | OUT      | OUT          |
|--------------------|------------------------|-----------|------------|------------------|--------------|---------------------|-----------------------|--------------------|---------------------|--------------|----------------|--------------------|----------|--------------|
| Driver door sensor | Passengers door sensor | Trunk lid | Hood sense | Original alarm++ | Arming state | Lock factory remote | Unlock factory remote | Any button pressed | Handbrake / Parking | Speed 10kmph | Engine running | Engine speed (RPM) | Ignition | Key inserted |
| 1                  | 2                      | 3         | 4          | 5                | 6            | 7                   | 8                     | 9                  | 10                  | 11           | 12             | 13                 | 14       | 15           |
| +                  | +                      | +         | +          | +                | +            | +                   | +                     | +                  | +                   | +            | +              | +                  | +        | +            |

| OUT +     | IN                        | IN                  | IN                 | IN                  | IN            | IN                | IN                | IN  | IN       |
|-----------|---------------------------|---------------------|--------------------|---------------------|---------------|-------------------|-------------------|-----|----------|
| Footbrake | Drivers door opening sim. | Turn off the engine | Turn on the engine | Turn signal control | Trunk release | Opening all doors | Closing all doors | GND | PWR +12V |
| 1         | 2                         | 3                   | 4                  | 5                   | 6             | 7                 | 8                 | 9   | 10       |
| +         | +                         | +                   | +                  | +                   | +             | +                 | +                 | +   | +        |

Attention:

FIAT DOBLO (223)

year: 2006 ->

program No: 11112

from: 2017-09-01

| CAN H  | CAN L  | CAN H  | CAN L  | CAN H  | CAN L  | OUT +                      | OUT +                   |
|--------|--------|--------|--------|--------|--------|----------------------------|-------------------------|
| CAN1-H | CAN1-L | CAN2-H | CAN2-L | CAN3-H | CAN3-L | Alternative blink. control | Alt. contr. centr. lock |
| 1      | 2      | 3      | 4      | 5      | 6      | 7                          | 8                       |
| +      | +      | +      | +      | +      | +      | +                          | +                       |

| OUT                | OUT                    | OUT       | OUT        | OUT              | OUT          | OUT                 | OUT                   | OUT                | OUT                 | OUT          | OUT            | OUT                | OUT      | OUT          |
|--------------------|------------------------|-----------|------------|------------------|--------------|---------------------|-----------------------|--------------------|---------------------|--------------|----------------|--------------------|----------|--------------|
| Driver door sensor | Passengers door sensor | Trunk lid | Hood sense | Original alarm++ | Arming state | Lock factory remote | Unlock factory remote | Any button pressed | Handbrake / Parking | Speed 10kmph | Engine running | Engine speed (RPM) | Ignition | Key inserted |
| 1                  | 2                      | 3         | 4          | 5                | 6            | 7                   | 8                     | 9                  | 10                  | 11           | 12             | 13                 | 14       | 15           |
| +                  | +                      | +         | +          | +                | +            | +                   | +                     | +                  | +                   | +            | +              | +                  | +        | +            |

| OUT +     | IN                        | IN                  | IN                 | IN                  | IN            | IN                | IN                | IN  | IN       |
|-----------|---------------------------|---------------------|--------------------|---------------------|---------------|-------------------|-------------------|-----|----------|
| Footbrake | Drivers door opening sim. | Turn off the engine | Turn on the engine | Turn signal control | Trunk release | Opening all doors | Closing all doors | GND | PWR +12V |
| 1         | 2                         | 3                   | 4                  | 5                   | 6             | 7                 | 8                 | 9   | 10       |
| +         | +                         | +                   | +                  | +                   | +             | +                 | +                 | +   | +        |

Attention:

FIAT DOBLO (223)

year: 2001 ->

program No: 11263

from: 2017-09-01

| CAN H  | CAN L  | CAN H  | CAN L  | CAN H  | CAN L  | OUT +                      | OUT +                   |
|--------|--------|--------|--------|--------|--------|----------------------------|-------------------------|
| CAN1-H | CAN1-L | CAN2-H | CAN2-L | CAN3-H | CAN3-L | Alternative blink. control | Alt. contr. centr. lock |
| 1      | 2      | 3      | 4      | 5      | 6      | 7                          | 8                       |
| +      | +      | +      | +      | +      | +      | +                          | +                       |

| OUT                | OUT                    | OUT       | OUT        | OUT              | OUT          | OUT                 | OUT                   | OUT                | OUT                 | OUT          | OUT            | OUT                | OUT      | OUT          |
|--------------------|------------------------|-----------|------------|------------------|--------------|---------------------|-----------------------|--------------------|---------------------|--------------|----------------|--------------------|----------|--------------|
| Driver door sensor | Passengers door sensor | Trunk lid | Hood sense | Original alarm++ | Arming state | Lock factory remote | Unlock factory remote | Any button pressed | Handbrake / Parking | Speed 10kmph | Engine running | Engine speed (RPM) | Ignition | Key inserted |
| 1                  | 2                      | 3         | 4          | 5                | 6            | 7                   | 8                     | 9                  | 10                  | 11           | 12             | 13                 | 14       | 15           |
| +                  | +                      | +         | +          | +                | +            | +                   | +                     | +                  | +                   | +            | +              | +                  | +        | +            |

| OUT +     | IN                        | IN                  | IN                 | IN                  | IN            | IN                | IN                | IN  | IN       |
|-----------|---------------------------|---------------------|--------------------|---------------------|---------------|-------------------|-------------------|-----|----------|
| Footbrake | Drivers door opening sim. | Turn off the engine | Turn on the engine | Turn signal control | Trunk release | Opening all doors | Closing all doors | GND | PWR +12V |
| 1         | 2                         | 3                   | 4                  | 5                   | 6             | 7                 | 8                 | 9   | 10       |
| +         | +                         | +                   | +                  | +                   | +             | +                 | +                 | +   | +        |

Attention:

FIAT DUCATO (EURO 6)

year: 2022 ->

without Keyless System

program No: 13853

from: 2023-10-16

| CAN H  | CAN L  | CAN H  | CAN L  | CAN H  | CAN L  | OUT +                      | OUT +                   |
|--------|--------|--------|--------|--------|--------|----------------------------|-------------------------|
| CAN1-H | CAN1-L | CAN2-H | CAN2-L | CAN3-H | CAN3-L | Alternative blink. control | Alt. contr. centr. lock |
| 1      | 2      | 3      | 4      | 5      | 6      | 7                          | 8                       |
| +      | +      | +      | +      | +      | +      | +                          | +                       |

| OUT                | OUT                    | OUT       | OUT        | OUT              | OUT          | OUT                 | OUT                   | OUT                | OUT                 | OUT          | OUT            | OUT                | OUT      | OUT          |
|--------------------|------------------------|-----------|------------|------------------|--------------|---------------------|-----------------------|--------------------|---------------------|--------------|----------------|--------------------|----------|--------------|
| Driver door sensor | Passengers door sensor | Trunk lid | Hood sense | Original alarm++ | Arming state | Lock factory remote | Unlock factory remote | Any button pressed | Handbrake / Parking | Speed 10kmph | Engine running | Engine speed (RPM) | Ignition | Key inserted |
| 1                  | 2                      | 3         | 4          | 5                | 6            | 7                   | 8                     | 9                  | 10                  | 11           | 12             | 13                 | 14       | 15           |
| +                  | +                      | +         | +          | +                | +            | +                   | +                     | +                  | +                   | +            | +              | +                  | +        | +            |

| OUT +     | IN                        | IN                  | IN                 | IN                  | IN            | IN                | IN                | IN  | IN       |
|-----------|---------------------------|---------------------|--------------------|---------------------|---------------|-------------------|-------------------|-----|----------|
| Footbrake | Drivers door opening sim. | Turn off the engine | Turn on the engine | Turn signal control | Trunk release | Opening all doors | Closing all doors | GND | PWR +12V |
| 1         | 2                         | 3                   | 4                  | 5                   | 6             | 7                 | 8                 | 9   | 10       |
| +         | +                         | +                   | +                  | +                   | +             | +                 | +                 | +   | +        |

Attention:

FIAT DUCATO (EURO 6) (Keyless)

year: 2022 ->

with Keyless System

program No: 14364

from: 2022-09-23

| CAN H  | CAN L  | CAN H  | CAN L  | CAN H  | CAN L  | OUT +                      | OUT +                   |
|--------|--------|--------|--------|--------|--------|----------------------------|-------------------------|
| CAN1-H | CAN1-L | CAN2-H | CAN2-L | CAN3-H | CAN3-L | Alternative blink. control | Alt. contr. centr. lock |
| 1      | 2      | 3      | 4      | 5      | 6      | 7                          | 8                       |
| +      | +      | +      | +      | +      | +      | +                          | +                       |

| OUT                | OUT                    | OUT       | OUT        | OUT              | OUT          | OUT                 | OUT                   | OUT                | OUT                 | OUT          | OUT            | OUT                | OUT      | OUT          |
|--------------------|------------------------|-----------|------------|------------------|--------------|---------------------|-----------------------|--------------------|---------------------|--------------|----------------|--------------------|----------|--------------|
| Driver door sensor | Passengers door sensor | Trunk lid | Hood sense | Original alarm++ | Arming state | Lock factory remote | Unlock factory remote | Any button pressed | Handbrake / Parking | Speed 10kmph | Engine running | Engine speed (RPM) | Ignition | Key inserted |
| 1                  | 2                      | 3         | 4          | 5                | 6            | 7                   | 8                     | 9                  | 10                  | 11           | 12             | 13                 | 14       | 15           |
| +                  | +                      | +         | +          | +                | +            | +                   | +                     | +                  | +                   | +            | +              | +                  | +        | +            |

| OUT +     | IN                        | IN                  | IN                 | IN                  | IN            | IN                | IN                | IN  | IN       |
|-----------|---------------------------|---------------------|--------------------|---------------------|---------------|-------------------|-------------------|-----|----------|
| Footbrake | Drivers door opening sim. | Turn off the engine | Turn on the engine | Turn signal control | Trunk release | Opening all doors | Closing all doors | GND | PWR +12V |
| 1         | 2                         | 3                   | 4                  | 5                   | 6             | 7                 | 8                 | 9   | 10       |
| +         | +                         | +                   | +                  | +                   | +             | +                 | +                 | +   | +        |

Attention:



FIAT DUCATO (250) (RussianMarket)

year: 2011 ->

program №: 11129

from: 2017-09-01

| connector 8 pin |        |        |        |        |        |                           |                         | connector 15 pin   |                        |           |            |                  |              |                     |                       |                    |                     |              |                |                    |          |              | connector 10 pin |                           |                     |                    |                     |               |                   |                   |     |          |           |                           |                     |                    |                     |               |                   |                   |     |          |                         |                              |                 |    |     |    |    |    |    |    |    |    |    |    |    |    |   |   |   |   |   |   |   |   |
|-----------------|--------|--------|--------|--------|--------|---------------------------|-------------------------|--------------------|------------------------|-----------|------------|------------------|--------------|---------------------|-----------------------|--------------------|---------------------|--------------|----------------|--------------------|----------|--------------|------------------|---------------------------|---------------------|--------------------|---------------------|---------------|-------------------|-------------------|-----|----------|-----------|---------------------------|---------------------|--------------------|---------------------|---------------|-------------------|-------------------|-----|----------|-------------------------|------------------------------|-----------------|----|-----|----|----|----|----|----|----|----|----|----|----|----|---|---|---|---|---|---|---|---|
| CAN H           | CAN L  | CAN H  | CAN L  | CAN H  | CAN L  | CAN H                     | CAN L                   | OUT                | OUT                    | OUT       | OUT        | OUT              | OUT          | OUT                 | OUT                   | OUT                | OUT                 | OUT          | OUT            | OUT                | OUT      | OUT          | OUT              | OUT                       | OUT                 | OUT                | OUT                 | OUT           | OUT               | OUT               | OUT | OUT      | OUT       | OUT                       | OUT                 | IN                 | IN                  | IN            | IN                | IN                | IN  | IN       | IN                      | IN                           | IN              | IN | OUT | IN | IN | IN | IN | IN | IN | IN | IN | IN | IN | IN |   |   |   |   |   |   |   |   |
| CAN1-H          | CAN1-L | CAN2-H | CAN2-L | CAN3-H | CAN3-L | Alternative blink control | Alt. contr. centr. lock | Driver door sensor | Passengers door sensor | Trunk lid | Hood sense | Original alarm++ | Arming state | Lock factory remote | Unlock factory remote | Any button pressed | Handbrake / Parking | Speed 10kmph | Engine running | Engine speed (RPM) | Ignition | Key inserted | Footbrake        | Drivers door opening sim. | Turn off the engine | Turn on the engine | Turn signal control | Trunk release | Opening all doors | Closing all doors | GND | PWR +12V | Footbrake | Drivers door opening sim. | Turn off the engine | Turn on the engine | Turn signal control | Trunk release | Opening all doors | Closing all doors | GND | PWR +12V | Contr. of factory alarm | Contr. c.lock when ign.is on | Comfort closure |    |     |    |    |    |    |    |    |    |    |    |    |    |   |   |   |   |   |   |   |   |
| 1               | 2      | 3      | 4      | 5      | 6      | 7                         | 8                       | 1                  | 2                      | 3         | 4          | 5                | 6            | 7                   | 8                     | 9                  | 10                  | 11           | 12             | 13                 | 14       | 15           | 1                | 2                         | 3                   | 4                  | 5                   | 6             | 7                 | 8                 | 9   | 10       | 1         | 2                         | 3                   | 4                  | 5                   | 6             | 7                 | 8                 | 9   | 10       | +                       | +                            | +               | +  | +   | +  | +  | +  | +  | +  | +  | +  | +  | +  | +  | +  | + | + | + | + | + | + | + | + |

Attention:

FIAT DUCATO NATURAL POWER (250)

year: 2011 ->

program №: 11881

from: 2022-12-15

| connector 8 pin |        |        |        |        |        |                           |                         | connector 15 pin   |                        |           |            |                  |              |                     |                       |                    |                     |              |                |                    |          |              | connector 10 pin |                           |                     |                    |                     |               |                   |                   |     |          |           |                           |                     |                    |                     |               |                   |                   |     |          |                         |                              |                 |    |     |    |    |    |    |    |    |    |    |    |    |    |   |   |   |   |   |   |   |   |
|-----------------|--------|--------|--------|--------|--------|---------------------------|-------------------------|--------------------|------------------------|-----------|------------|------------------|--------------|---------------------|-----------------------|--------------------|---------------------|--------------|----------------|--------------------|----------|--------------|------------------|---------------------------|---------------------|--------------------|---------------------|---------------|-------------------|-------------------|-----|----------|-----------|---------------------------|---------------------|--------------------|---------------------|---------------|-------------------|-------------------|-----|----------|-------------------------|------------------------------|-----------------|----|-----|----|----|----|----|----|----|----|----|----|----|----|---|---|---|---|---|---|---|---|
| CAN H           | CAN L  | CAN H  | CAN L  | CAN H  | CAN L  | CAN H                     | CAN L                   | OUT                | OUT                    | OUT       | OUT        | OUT              | OUT          | OUT                 | OUT                   | OUT                | OUT                 | OUT          | OUT            | OUT                | OUT      | OUT          | OUT              | OUT                       | OUT                 | OUT                | OUT                 | OUT           | OUT               | OUT               | OUT | OUT      | OUT       | OUT                       | OUT                 | IN                 | IN                  | IN            | IN                | IN                | IN  | IN       | IN                      | IN                           | IN              | IN | OUT | IN | IN | IN | IN | IN | IN | IN | IN | IN | IN | IN |   |   |   |   |   |   |   |   |
| CAN1-H          | CAN1-L | CAN2-H | CAN2-L | CAN3-H | CAN3-L | Alternative blink control | Alt. contr. centr. lock | Driver door sensor | Passengers door sensor | Trunk lid | Hood sense | Original alarm++ | Arming state | Lock factory remote | Unlock factory remote | Any button pressed | Handbrake / Parking | Speed 10kmph | Engine running | Engine speed (RPM) | Ignition | Key inserted | Footbrake        | Drivers door opening sim. | Turn off the engine | Turn on the engine | Turn signal control | Trunk release | Opening all doors | Closing all doors | GND | PWR +12V | Footbrake | Drivers door opening sim. | Turn off the engine | Turn on the engine | Turn signal control | Trunk release | Opening all doors | Closing all doors | GND | PWR +12V | Contr. of factory alarm | Contr. c.lock when ign.is on | Comfort closure |    |     |    |    |    |    |    |    |    |    |    |    |    |   |   |   |   |   |   |   |   |
| 1               | 2      | 3      | 4      | 5      | 6      | 7                         | 8                       | 1                  | 2                      | 3         | 4          | 5                | 6            | 7                   | 8                     | 9                  | 10                  | 11           | 12             | 13                 | 14       | 15           | 1                | 2                         | 3                   | 4                  | 5                   | 6             | 7                 | 8                 | 9   | 10       | 1         | 2                         | 3                   | 4                  | 5                   | 6             | 7                 | 8                 | 9   | 10       | +                       | +                            | +               | +  | +   | +  | +  | +  | +  | +  | +  | +  | +  | +  | +  | +  | + | + | + | + | + | + | + | + |

Attention:

FIAT DUCATO (250)

year: 2006 ->

program №: 11129

from: 2017-09-01

| connector 8 pin |        |        |        |        |        |                           |                         | connector 15 pin   |                        |           |            |                  |              |                     |                       |                    |                     |              |                |                    |          |              | connector 10 pin |                           |                     |                    |                     |               |                   |                   |     |          |           |                           |                     |                    |                     |               |                   |                   |     |          |                         |                              |                 |    |     |    |    |    |    |    |    |    |    |    |    |    |   |   |   |   |   |   |   |   |
|-----------------|--------|--------|--------|--------|--------|---------------------------|-------------------------|--------------------|------------------------|-----------|------------|------------------|--------------|---------------------|-----------------------|--------------------|---------------------|--------------|----------------|--------------------|----------|--------------|------------------|---------------------------|---------------------|--------------------|---------------------|---------------|-------------------|-------------------|-----|----------|-----------|---------------------------|---------------------|--------------------|---------------------|---------------|-------------------|-------------------|-----|----------|-------------------------|------------------------------|-----------------|----|-----|----|----|----|----|----|----|----|----|----|----|----|---|---|---|---|---|---|---|---|
| CAN H           | CAN L  | CAN H  | CAN L  | CAN H  | CAN L  | CAN H                     | CAN L                   | OUT                | OUT                    | OUT       | OUT        | OUT              | OUT          | OUT                 | OUT                   | OUT                | OUT                 | OUT          | OUT            | OUT                | OUT      | OUT          | OUT              | OUT                       | OUT                 | OUT                | OUT                 | OUT           | OUT               | OUT               | OUT | OUT      | OUT       | OUT                       | OUT                 | IN                 | IN                  | IN            | IN                | IN                | IN  | IN       | IN                      | IN                           | IN              | IN | OUT | IN | IN | IN | IN | IN | IN | IN | IN | IN | IN | IN |   |   |   |   |   |   |   |   |
| CAN1-H          | CAN1-L | CAN2-H | CAN2-L | CAN3-H | CAN3-L | Alternative blink control | Alt. contr. centr. lock | Driver door sensor | Passengers door sensor | Trunk lid | Hood sense | Original alarm++ | Arming state | Lock factory remote | Unlock factory remote | Any button pressed | Handbrake / Parking | Speed 10kmph | Engine running | Engine speed (RPM) | Ignition | Key inserted | Footbrake        | Drivers door opening sim. | Turn off the engine | Turn on the engine | Turn signal control | Trunk release | Opening all doors | Closing all doors | GND | PWR +12V | Footbrake | Drivers door opening sim. | Turn off the engine | Turn on the engine | Turn signal control | Trunk release | Opening all doors | Closing all doors | GND | PWR +12V | Contr. of factory alarm | Contr. c.lock when ign.is on | Comfort closure |    |     |    |    |    |    |    |    |    |    |    |    |    |   |   |   |   |   |   |   |   |
| 1               | 2      | 3      | 4      | 5      | 6      | 7                         | 8                       | 1                  | 2                      | 3         | 4          | 5                | 6            | 7                   | 8                     | 9                  | 10                  | 11           | 12             | 13                 | 14       | 15           | 1                | 2                         | 3                   | 4                  | 5                   | 6             | 7                 | 8                 | 9   | 10       | 1         | 2                         | 3                   | 4                  | 5                   | 6             | 7                 | 8                 | 9   | 10       | +                       | +                            | +               | +  | +   | +  | +  | +  | +  | +  | +  | +  | +  | +  | +  | +  | + | + | + | + | + | + | + | + |

Attention:

FIAT E-DOBLO (K9) (Electric)

year: 2023 ->

with and without Keyless System (without factory alarm)

program №: 14613

from: 2023-02-23

| connector 8 pin |        |        |        |        |        |                           |                         | connector 15 pin   |                        |           |            |                  |              |                     |                       |                    |                     |              |                |                    |          |              | connector 10 pin |                           |                     |                    |                     |               |                   |                   |     |          |           |                           |                     |                    |                     |               |                   |                   |     |          |                         |                              |                 |     |    |    |    |    |    |    |    |    |    |    |    |   |   |   |   |   |   |   |   |   |
|-----------------|--------|--------|--------|--------|--------|---------------------------|-------------------------|--------------------|------------------------|-----------|------------|------------------|--------------|---------------------|-----------------------|--------------------|---------------------|--------------|----------------|--------------------|----------|--------------|------------------|---------------------------|---------------------|--------------------|---------------------|---------------|-------------------|-------------------|-----|----------|-----------|---------------------------|---------------------|--------------------|---------------------|---------------|-------------------|-------------------|-----|----------|-------------------------|------------------------------|-----------------|-----|----|----|----|----|----|----|----|----|----|----|----|---|---|---|---|---|---|---|---|---|
| CAN H           | CAN L  | CAN H  | CAN L  | CAN H  | CAN L  | CAN H                     | CAN L                   | OUT                | OUT                    | OUT       | OUT        | OUT              | OUT          | OUT                 | OUT                   | OUT                | OUT                 | OUT          | OUT            | OUT                | OUT      | OUT          | OUT              | OUT                       | OUT                 | OUT                | OUT                 | OUT           | OUT               | OUT               | OUT | OUT      | OUT       | OUT                       | IN                  | IN                 | IN                  | IN            | IN                | IN                | IN  | IN       | IN                      | IN                           | IN              | OUT | IN | IN | IN | IN | IN | IN | IN | IN | IN | IN | IN |   |   |   |   |   |   |   |   |   |
| CAN1-H          | CAN1-L | CAN2-H | CAN2-L | CAN3-H | CAN3-L | Alternative blink control | Alt. contr. centr. lock | Driver door sensor | Passengers door sensor | Trunk lid | Hood sense | Original alarm++ | Arming state | Lock factory remote | Unlock factory remote | Any button pressed | Handbrake / Parking | Speed 10kmph | Engine running | Engine speed (RPM) | Ignition | Key inserted | Footbrake        | Drivers door opening sim. | Turn off the engine | Turn on the engine | Turn signal control | Trunk release | Opening all doors | Closing all doors | GND | PWR +12V | Footbrake | Drivers door opening sim. | Turn off the engine | Turn on the engine | Turn signal control | Trunk release | Opening all doors | Closing all doors | GND | PWR +12V | Contr. of factory alarm | Contr. c.lock when ign.is on | Comfort closure |     |    |    |    |    |    |    |    |    |    |    |    |   |   |   |   |   |   |   |   |   |
| 1               | 2      | 3      | 4      | 5      | 6      | 7                         | 8                       | 1                  | 2                      | 3         | 4          | 5                | 6            | 7                   | 8                     | 9                  | 10                  | 11           | 12             | 13                 | 14       | 15           | 1                | 2                         | 3                   | 4                  | 5                   | 6             | 7                 | 8                 | 9   | 10       | 1         | 2                         | 3                   | 4                  | 5                   | 6             | 7                 | 8                 | 9   | 10       | +                       | +                            | +               | +   | +  | +  | +  | +  | +  | +  | +  | +  | +  | +  | +  | + | + | + | + | + | + | + | + | + |

Attention:

FIAT E-DUCATO (290) (Electric)

year: 2021 ->

program №: 13833

from: 2022-12-15

| connector 8 pin |        |        |        |        |        |                           |                         | connector 15 pin   |                        |           |            |                  |              |                     |                       |                    |                     |              |                |                    |          |              | connector 10 pin |                           |                     |                    |                     |               |                   |                   |     |          |           |                           |                     |                    |                     |               |                   |                   |     |          |                         |                              |                 |     |    |    |    |    |    |    |    |    |    |    |    |   |   |   |   |   |   |   |   |   |
|-----------------|--------|--------|--------|--------|--------|---------------------------|-------------------------|--------------------|------------------------|-----------|------------|------------------|--------------|---------------------|-----------------------|--------------------|---------------------|--------------|----------------|--------------------|----------|--------------|------------------|---------------------------|---------------------|--------------------|---------------------|---------------|-------------------|-------------------|-----|----------|-----------|---------------------------|---------------------|--------------------|---------------------|---------------|-------------------|-------------------|-----|----------|-------------------------|------------------------------|-----------------|-----|----|----|----|----|----|----|----|----|----|----|----|---|---|---|---|---|---|---|---|---|
| CAN H           | CAN L  | CAN H  | CAN L  | CAN H  | CAN L  | CAN H                     | CAN L                   | OUT                | OUT                    | OUT       | OUT        | OUT              | OUT          | OUT                 | OUT                   | OUT                | OUT                 | OUT          | OUT            | OUT                | OUT      | OUT          | OUT              | OUT                       | OUT                 | OUT                | OUT                 | OUT           | OUT               | OUT               | OUT | OUT      | OUT       | OUT                       | IN                  | IN                 | IN                  | IN            | IN                | IN                | IN  | IN       | IN                      | IN                           | IN              | OUT | IN | IN | IN | IN | IN | IN | IN | IN | IN | IN | IN |   |   |   |   |   |   |   |   |   |
| CAN1-H          | CAN1-L | CAN2-H | CAN2-L | CAN3-H | CAN3-L | Alternative blink control | Alt. contr. centr. lock | Driver door sensor | Passengers door sensor | Trunk lid | Hood sense | Original alarm++ | Arming state | Lock factory remote | Unlock factory remote | Any button pressed | Handbrake / Parking | Speed 10kmph | Engine running | Engine speed (RPM) | Ignition | Key inserted | Footbrake        | Drivers door opening sim. | Turn off the engine | Turn on the engine | Turn signal control | Trunk release | Opening all doors | Closing all doors | GND | PWR +12V | Footbrake | Drivers door opening sim. | Turn off the engine | Turn on the engine | Turn signal control | Trunk release | Opening all doors | Closing all doors | GND | PWR +12V | Contr. of factory alarm | Contr. c.lock when ign.is on | Comfort closure |     |    |    |    |    |    |    |    |    |    |    |    |   |   |   |   |   |   |   |   |   |
| 1               | 2      | 3      | 4      | 5      | 6      | 7                         | 8                       | 1                  | 2                      | 3         | 4          | 5                | 6            | 7                   | 8                     | 9                  | 10                  | 11           | 12             | 13                 | 14       | 15           | 1                | 2                         | 3                   | 4                  | 5                   | 6             | 7                 | 8                 | 9   | 10       | 1         | 2                         | 3                   | 4                  | 5                   | 6             | 7                 | 8                 | 9   | 10       | +                       | +                            | +               | +   | +  | +  | +  | +  | +  | +  | +  | +  | +  | +  | +  | + | + | + | + | + | + | + | + | + |

Attention:

Switches

| FIAT e-SCUDO (Electric) (Keyless) |        |        |        |        |        |       |       |                           |                         | year: 2023 → with Keyless System (without factory alarm) |                        |           |            |                  |              |                     |                       |                    |                     | program №: 15215 |                |                    |          |              |           |                           |                     |                    |                     | from: 2024-03-05 |                   |                   |     |          |                         |                              |                 |   |   |   |   |   |   |   |   |   |   |   |   |   |   |   |   |   |   |   |   |   |
|-----------------------------------|--------|--------|--------|--------|--------|-------|-------|---------------------------|-------------------------|----------------------------------------------------------|------------------------|-----------|------------|------------------|--------------|---------------------|-----------------------|--------------------|---------------------|------------------|----------------|--------------------|----------|--------------|-----------|---------------------------|---------------------|--------------------|---------------------|------------------|-------------------|-------------------|-----|----------|-------------------------|------------------------------|-----------------|---|---|---|---|---|---|---|---|---|---|---|---|---|---|---|---|---|---|---|---|---|
| connector 8 pin                   |        |        |        |        |        |       |       |                           |                         | connector 15 pin                                         |                        |           |            |                  |              |                     |                       |                    |                     | connector 10 pin |                |                    |          |              |           |                           |                     |                    |                     |                  |                   |                   |     |          |                         |                              |                 |   |   |   |   |   |   |   |   |   |   |   |   |   |   |   |   |   |   |   |   |   |
| CAN H                             | CAN L  | CAN H  | CAN L  | CAN H  | CAN L  | CAN H | CAN L | OUT +                     | OUT -                   | OUT                                                      | OUT                    | OUT       | OUT        | OUT              | OUT          | OUT                 | OUT                   | OUT                | OUT                 | OUT              | IN             | IN                 | IN       | IN           | IN        | IN                        | IN                  | IN                 | IN                  |                  |                   |                   |     |          |                         |                              |                 |   |   |   |   |   |   |   |   |   |   |   |   |   |   |   |   |   |   |   |   |   |
| CAN1-H                            | CAN1-L | CAN2-H | CAN2-L | CAN3-H | CAN3-L |       |       | Alternative blink control | Alt. contr. centr. lock | Driver door sensor                                       | Passengers door sensor | Trunk lid | Hood sense | Original alarm++ | Arming state | Lock factory remote | Unlock factory remote | Any button pressed | Handbrake / Parking | Speed 10kmph     | Engine running | Engine speed (RPM) | Ignition | Key inserted | Footbrake | Drivers door opening sim. | Turn off the engine | Turn on the engine | Turn signal control | Trunk release    | Opening all doors | Closing all doors | GND | PWR +12V | Contr. of factory alarm | Contr.c.lock. when ign.is on | Comfort closure |   |   |   |   |   |   |   |   |   |   |   |   |   |   |   |   |   |   |   |   |   |
| 1                                 | 2      | 3      | 4      | 5      | 6      |       |       | 7                         | 8                       | 1                                                        | 2                      | 3         | 4          | 5                | 6            | 7                   | 8                     | 9                  | 10                  | 11               | 12             | 13                 | 14       | 15           | 1         | 2                         | 3                   | 4                  | 5                   | 6                | 7                 | 8                 | 9   | 10       |                         |                              |                 |   |   |   |   |   |   |   |   |   |   |   |   |   |   |   |   |   |   |   |   |   |
| +                                 | +      | +      | +      | +      | +      |       |       | +                         | +                       | +                                                        | +                      | +         | +          | +                | +            | +                   | +                     | +                  | +                   | +                | +              | +                  | +        | +            | +         | +                         | +                   | +                  | +                   | +                | +                 | +                 | +   | +        | +                       | +                            | +               | + | + | + | + | + | + | + | + | + | + | + | + | + | + | + | + | + | + | + | + | + |

Attention:

Switches

| FIAT e-ULYSSE (Electric) (Keyless) |        |        |        |        |        |       |       |                           |                         | year: 2023 → with Keyless System (with factory alarm) |                        |           |            |                  |              |                     |                       |                    |                     | program №: 15118 |                |                    |          |              |           |                           |                     |                    |                     | from: 2023-10-23 |                   |                   |     |          |                         |                              |                 |   |   |   |   |   |   |   |   |   |   |   |   |   |   |   |   |   |   |   |   |   |   |
|------------------------------------|--------|--------|--------|--------|--------|-------|-------|---------------------------|-------------------------|-------------------------------------------------------|------------------------|-----------|------------|------------------|--------------|---------------------|-----------------------|--------------------|---------------------|------------------|----------------|--------------------|----------|--------------|-----------|---------------------------|---------------------|--------------------|---------------------|------------------|-------------------|-------------------|-----|----------|-------------------------|------------------------------|-----------------|---|---|---|---|---|---|---|---|---|---|---|---|---|---|---|---|---|---|---|---|---|---|
| connector 8 pin                    |        |        |        |        |        |       |       |                           |                         | connector 15 pin                                      |                        |           |            |                  |              |                     |                       |                    |                     | connector 10 pin |                |                    |          |              |           |                           |                     |                    |                     |                  |                   |                   |     |          |                         |                              |                 |   |   |   |   |   |   |   |   |   |   |   |   |   |   |   |   |   |   |   |   |   |   |
| CAN H                              | CAN L  | CAN H  | CAN L  | CAN H  | CAN L  | CAN H | CAN L | OUT +                     | OUT -                   | OUT                                                   | OUT                    | OUT       | OUT        | OUT              | OUT          | OUT                 | OUT                   | OUT                | OUT                 | OUT              | IN             | IN                 | IN       | IN           | IN        | IN                        | IN                  | IN                 | IN                  |                  |                   |                   |     |          |                         |                              |                 |   |   |   |   |   |   |   |   |   |   |   |   |   |   |   |   |   |   |   |   |   |   |
| CAN1-H                             | CAN1-L | CAN2-H | CAN2-L | CAN3-H | CAN3-L |       |       | Alternative blink control | Alt. contr. centr. lock | Driver door sensor                                    | Passengers door sensor | Trunk lid | Hood sense | Original alarm++ | Arming state | Lock factory remote | Unlock factory remote | Any button pressed | Handbrake / Parking | Speed 10kmph     | Engine running | Engine speed (RPM) | Ignition | Key inserted | Footbrake | Drivers door opening sim. | Turn off the engine | Turn on the engine | Turn signal control | Trunk release    | Opening all doors | Closing all doors | GND | PWR +12V | Contr. of factory alarm | Contr.c.lock. when ign.is on | Comfort closure |   |   |   |   |   |   |   |   |   |   |   |   |   |   |   |   |   |   |   |   |   |   |
| 1                                  | 2      | 3      | 4      | 5      | 6      |       |       | 7                         | 8                       | 1                                                     | 2                      | 3         | 4          | 5                | 6            | 7                   | 8                     | 9                  | 10                  | 11               | 12             | 13                 | 14       | 15           | 1         | 2                         | 3                   | 4                  | 5                   | 6                | 7                 | 8                 | 9   | 10       |                         |                              |                 |   |   |   |   |   |   |   |   |   |   |   |   |   |   |   |   |   |   |   |   |   |   |
| +                                  | +      | +      | +      | +      | +      |       |       | +                         | +                       | +                                                     | +                      | +         | +          | +                | +            | +                   | +                     | +                  | +                   | +                | +              | +                  | +        | +            | +         | +                         | +                   | +                  | +                   | +                | +                 | +                 | +   | +        | +                       | +                            | +               | + | + | + | + | + | + | + | + | + | + | + | + | + | + | + | + | + | + | + | + | + | + |

Attention:

Switches

| FIAT FIORINO (225) |        |        |        |        |        |       |       |                           |                         | year: 2016 → without Keyless System |                        |           |            |                  |              |                     |                       |                    |                     | program №: 12681 |                |                    |          |              |           |                           |                     |                    |                     | from: 2022-12-15 |                   |                   |     |          |                         |                              |                 |   |   |   |   |   |   |   |   |   |   |   |   |   |   |   |   |   |   |   |   |   |   |   |
|--------------------|--------|--------|--------|--------|--------|-------|-------|---------------------------|-------------------------|-------------------------------------|------------------------|-----------|------------|------------------|--------------|---------------------|-----------------------|--------------------|---------------------|------------------|----------------|--------------------|----------|--------------|-----------|---------------------------|---------------------|--------------------|---------------------|------------------|-------------------|-------------------|-----|----------|-------------------------|------------------------------|-----------------|---|---|---|---|---|---|---|---|---|---|---|---|---|---|---|---|---|---|---|---|---|---|---|
| connector 8 pin    |        |        |        |        |        |       |       |                           |                         | connector 15 pin                    |                        |           |            |                  |              |                     |                       |                    |                     | connector 10 pin |                |                    |          |              |           |                           |                     |                    |                     |                  |                   |                   |     |          |                         |                              |                 |   |   |   |   |   |   |   |   |   |   |   |   |   |   |   |   |   |   |   |   |   |   |   |
| CAN H              | CAN L  | CAN H  | CAN L  | CAN H  | CAN L  | CAN H | CAN L | OUT +                     | OUT -                   | OUT                                 | OUT                    | OUT       | OUT        | OUT              | OUT          | OUT                 | OUT                   | OUT                | OUT                 | OUT              | IN             | IN                 | IN       | IN           | IN        | IN                        | IN                  | IN                 | IN                  |                  |                   |                   |     |          |                         |                              |                 |   |   |   |   |   |   |   |   |   |   |   |   |   |   |   |   |   |   |   |   |   |   |   |
| CAN1-H             | CAN1-L | CAN2-H | CAN2-L | CAN3-H | CAN3-L |       |       | Alternative blink control | Alt. contr. centr. lock | Driver door sensor                  | Passengers door sensor | Trunk lid | Hood sense | Original alarm++ | Arming state | Lock factory remote | Unlock factory remote | Any button pressed | Handbrake / Parking | Speed 10kmph     | Engine running | Engine speed (RPM) | Ignition | Key inserted | Footbrake | Drivers door opening sim. | Turn off the engine | Turn on the engine | Turn signal control | Trunk release    | Opening all doors | Closing all doors | GND | PWR +12V | Contr. of factory alarm | Contr.c.lock. when ign.is on | Comfort closure |   |   |   |   |   |   |   |   |   |   |   |   |   |   |   |   |   |   |   |   |   |   |   |
| 1                  | 2      | 3      | 4      | 5      | 6      |       |       | 7                         | 8                       | 1                                   | 2                      | 3         | 4          | 5                | 6            | 7                   | 8                     | 9                  | 10                  | 11               | 12             | 13                 | 14       | 15           | 1         | 2                         | 3                   | 4                  | 5                   | 6                | 7                 | 8                 | 9   | 10       |                         |                              |                 |   |   |   |   |   |   |   |   |   |   |   |   |   |   |   |   |   |   |   |   |   |   |   |
| +                  | +      | +      | +      | +      | +      |       |       | +                         | +                       | +                                   | +                      | +         | +          | +                | +            | +                   | +                     | +                  | +                   | +                | +              | +                  | +        | +            | +         | +                         | +                   | +                  | +                   | +                | +                 | +                 | +   | +        | +                       | +                            | +               | + | + | + | + | + | + | + | + | + | + | + | + | + | + | + | + | + | + | + | + | + | + | + |

Attention:

Switches

| FIAT FIORINO (225) |        |        |        |        |        |       |       |                           |                         | year: 2008 →       |                        |           |            |                  |              |                     |                       |                    |                     | program №: 11127 |                |                    |          |              |           |                           |                     |                    |                     | from: 2019-04-10 |                   |                   |     |          |                         |                              |                 |   |   |   |   |   |   |   |   |   |   |   |   |   |   |   |   |   |   |   |   |   |   |   |
|--------------------|--------|--------|--------|--------|--------|-------|-------|---------------------------|-------------------------|--------------------|------------------------|-----------|------------|------------------|--------------|---------------------|-----------------------|--------------------|---------------------|------------------|----------------|--------------------|----------|--------------|-----------|---------------------------|---------------------|--------------------|---------------------|------------------|-------------------|-------------------|-----|----------|-------------------------|------------------------------|-----------------|---|---|---|---|---|---|---|---|---|---|---|---|---|---|---|---|---|---|---|---|---|---|---|
| connector 8 pin    |        |        |        |        |        |       |       |                           |                         | connector 15 pin   |                        |           |            |                  |              |                     |                       |                    |                     | connector 10 pin |                |                    |          |              |           |                           |                     |                    |                     |                  |                   |                   |     |          |                         |                              |                 |   |   |   |   |   |   |   |   |   |   |   |   |   |   |   |   |   |   |   |   |   |   |   |
| CAN H              | CAN L  | CAN H  | CAN L  | CAN H  | CAN L  | CAN H | CAN L | OUT +                     | OUT -                   | OUT                | OUT                    | OUT       | OUT        | OUT              | OUT          | OUT                 | OUT                   | OUT                | OUT                 | OUT              | IN             | IN                 | IN       | IN           | IN        | IN                        | IN                  | IN                 | IN                  |                  |                   |                   |     |          |                         |                              |                 |   |   |   |   |   |   |   |   |   |   |   |   |   |   |   |   |   |   |   |   |   |   |   |
| CAN1-H             | CAN1-L | CAN2-H | CAN2-L | CAN3-H | CAN3-L |       |       | Alternative blink control | Alt. contr. centr. lock | Driver door sensor | Passengers door sensor | Trunk lid | Hood sense | Original alarm++ | Arming state | Lock factory remote | Unlock factory remote | Any button pressed | Handbrake / Parking | Speed 10kmph     | Engine running | Engine speed (RPM) | Ignition | Key inserted | Footbrake | Drivers door opening sim. | Turn off the engine | Turn on the engine | Turn signal control | Trunk release    | Opening all doors | Closing all doors | GND | PWR +12V | Contr. of factory alarm | Contr.c.lock. when ign.is on | Comfort closure |   |   |   |   |   |   |   |   |   |   |   |   |   |   |   |   |   |   |   |   |   |   |   |
| 1                  | 2      | 3      | 4      | 5      | 6      |       |       | 7                         | 8                       | 1                  | 2                      | 3         | 4          | 5                | 6            | 7                   | 8                     | 9                  | 10                  | 11               | 12             | 13                 | 14       | 15           | 1         | 2                         | 3                   | 4                  | 5                   | 6                | 7                 | 8                 | 9   | 10       |                         |                              |                 |   |   |   |   |   |   |   |   |   |   |   |   |   |   |   |   |   |   |   |   |   |   |   |
| +                  | +      | +      | +      | +      | +      |       |       | +                         | +                       | +                  | +                      | +         | +          | +                | +            | +                   | +                     | +                  | +                   | +                | +              | +                  | +        | +            | +         | +                         | +                   | +                  | +                   | +                | +                 | +                 | +   | +        | +                       | +                            | +               | + | + | + | + | + | + | + | + | + | + | + | + | + | + | + | + | + | + | + | + | + | + | + |

Attention:

Switches

| FIAT FREEMONT (JC49) |        |        |        |        |        |       |       |                           |                         | year: 2011 → with and without Keyless System |                        |           |            |                  |              |                     |                       |                    |                     | program №: 11332 |                |                    |          |              |           |                           |                     |                    |                     | from: 2022-12-16 |                   |                   |     |          |                         |                              |                 |   |   |   |   |   |   |   |   |   |   |   |   |   |   |   |   |   |   |   |   |   |   |   |
|----------------------|--------|--------|--------|--------|--------|-------|-------|---------------------------|-------------------------|----------------------------------------------|------------------------|-----------|------------|------------------|--------------|---------------------|-----------------------|--------------------|---------------------|------------------|----------------|--------------------|----------|--------------|-----------|---------------------------|---------------------|--------------------|---------------------|------------------|-------------------|-------------------|-----|----------|-------------------------|------------------------------|-----------------|---|---|---|---|---|---|---|---|---|---|---|---|---|---|---|---|---|---|---|---|---|---|---|
| connector 8 pin      |        |        |        |        |        |       |       |                           |                         | connector 15 pin                             |                        |           |            |                  |              |                     |                       |                    |                     | connector 10 pin |                |                    |          |              |           |                           |                     |                    |                     |                  |                   |                   |     |          |                         |                              |                 |   |   |   |   |   |   |   |   |   |   |   |   |   |   |   |   |   |   |   |   |   |   |   |
| CAN H                | CAN L  | CAN H  | CAN L  | CAN H  | CAN L  | CAN H | CAN L | OUT +                     | OUT -                   | OUT                                          | OUT                    | OUT       | OUT        | OUT              | OUT          | OUT                 | OUT                   | OUT                | OUT                 | OUT              | IN             | IN                 | IN       | IN           | IN        | IN                        | IN                  | IN                 | IN                  |                  |                   |                   |     |          |                         |                              |                 |   |   |   |   |   |   |   |   |   |   |   |   |   |   |   |   |   |   |   |   |   |   |   |
| CAN1-H               | CAN1-L | CAN2-H | CAN2-L | CAN3-H | CAN3-L |       |       | Alternative blink control | Alt. contr. centr. lock | Driver door sensor                           | Passengers door sensor | Trunk lid | Hood sense | Original alarm++ | Arming state | Lock factory remote | Unlock factory remote | Any button pressed | Handbrake / Parking | Speed 10kmph     | Engine running | Engine speed (RPM) | Ignition | Key inserted | Footbrake | Drivers door opening sim. | Turn off the engine | Turn on the engine | Turn signal control | Trunk release    | Opening all doors | Closing all doors | GND | PWR +12V | Contr. of factory alarm | Contr.c.lock. when ign.is on | Comfort closure |   |   |   |   |   |   |   |   |   |   |   |   |   |   |   |   |   |   |   |   |   |   |   |
| 1                    | 2      | 3      | 4      | 5      | 6      |       |       | 7                         | 8                       | 1                                            | 2                      | 3         | 4          | 5                | 6            | 7                   | 8                     | 9                  | 10                  | 11               | 12             | 13                 | 14       | 15           | 1         | 2                         | 3                   | 4                  | 5                   | 6                | 7                 | 8                 | 9   | 10       |                         |                              |                 |   |   |   |   |   |   |   |   |   |   |   |   |   |   |   |   |   |   |   |   |   |   |   |
| +                    | +      | +      | +      | +      | +      |       |       | +                         | +                       | +                                            | +                      | +         | +          | +                | +            | +                   | +                     | +                  | +                   | +                | +              | +                  | +        | +            | +         | +                         | +                   | +                  | +                   | +                | +                 | +                 | +   | +        | +                       | +                            | +               | + | + | + | + | + | + | + | + | + | + | + | + | + | + | + | + | + | + | + | + | + | + | + |

Attention:

Switches



FIAT PANDA III (312)

year: 2020 →

without Keyless System

program №: 14241

from: 2023-03-22

Table with 8 columns (CAN H, CAN L, CAN H, CAN L, CAN H, CAN L, OUT +, OUT +) and 8 rows (CAN1-H to Alt. contr. centr. lock).

Table with 15 columns (OUT to OUT) and 15 rows (Driver door sensor to Key inserted).

Table with 10 columns (OUT to +) and 10 rows (Footbrake to PWR +12V).

Table with 3 columns (Contr. of factory alarm, Contr. c.lock, Comfort closure) and 3 rows.

Attention:

FIAT PANDA III (319)

year: 2012 →

program №: 11127

from: 2019-04-10

Table with 8 columns (CAN H, CAN L, CAN H, CAN L, CAN H, CAN L, OUT +, OUT +) and 8 rows (CAN1-H to Alt. contr. centr. lock).

Table with 15 columns (OUT to OUT) and 15 rows (Driver door sensor to Key inserted).

Table with 10 columns (OUT to +) and 10 rows (Footbrake to PWR +12V).

Table with 3 columns (Contr. of factory alarm, Contr. c.lock, Comfort closure) and 3 rows.

Attention:

FIAT PUNTO (199)

year: 2014 →

without Keyless System

program №: 11127

from: 2017-09-01

Table with 8 columns (CAN H, CAN L, CAN H, CAN L, CAN H, CAN L, OUT +, OUT +) and 8 rows (CAN1-H to Alt. contr. centr. lock).

Table with 15 columns (OUT to OUT) and 15 rows (Driver door sensor to Key inserted).

Table with 10 columns (OUT to +) and 10 rows (Footbrake to PWR +12V).

Table with 3 columns (Contr. of factory alarm, Contr. c.lock, Comfort closure) and 3 rows.

Attention:

FIAT PUNTO EVO (199)

year: 2009 →

program №: 11127

from: 2017-09-01

Table with 8 columns (CAN H, CAN L, CAN H, CAN L, CAN H, CAN L, OUT +, OUT +) and 8 rows (CAN1-H to Alt. contr. centr. lock).

Table with 15 columns (OUT to OUT) and 15 rows (Driver door sensor to Key inserted).

Table with 10 columns (OUT to +) and 10 rows (Footbrake to PWR +12V).

Table with 3 columns (Contr. of factory alarm, Contr. c.lock, Comfort closure) and 3 rows.

Attention:

FIAT QUBO (225)

year: 2016 →

program №: 12682

from: 2022-12-15

Table with 8 columns (CAN H, CAN L, CAN H, CAN L, CAN H, CAN L, OUT +, OUT +) and 8 rows (CAN1-H to Alt. contr. centr. lock).

Table with 15 columns (OUT to OUT) and 15 rows (Driver door sensor to Key inserted).

Table with 10 columns (OUT to +) and 10 rows (Footbrake to PWR +12V).

Table with 3 columns (Contr. of factory alarm, Contr. c.lock, Comfort closure) and 3 rows.

Attention:

| FIAT QUBO (225) |        |        |        |        |        |       |                           |                         |       | year: 2008 →       |                        |           |            |                  |              |                     |                       |                    |                     | program No: 11127 |                |                    |          |              |           |                           |                     |                    |                     | from: 2019-04-10 |                   |                   |     |          |                         |                             |                 |
|-----------------|--------|--------|--------|--------|--------|-------|---------------------------|-------------------------|-------|--------------------|------------------------|-----------|------------|------------------|--------------|---------------------|-----------------------|--------------------|---------------------|-------------------|----------------|--------------------|----------|--------------|-----------|---------------------------|---------------------|--------------------|---------------------|------------------|-------------------|-------------------|-----|----------|-------------------------|-----------------------------|-----------------|
| connector 8 pin |        |        |        |        |        |       |                           |                         |       | connector 15 pin   |                        |           |            |                  |              |                     |                       |                    |                     | connector 10 pin  |                |                    |          |              |           |                           |                     |                    |                     |                  |                   |                   |     |          |                         |                             |                 |
| CAN H           | CAN L  | CAN H  | CAN L  | CAN H  | CAN L  | CAN L | OUT +                     | OUT +                   | OUT + | OUT                | OUT                    | OUT       | OUT        | OUT              | OUT          | OUT                 | OUT                   | OUT                | OUT                 | OUT               | IN             | IN                 | IN       | IN           | IN        | IN                        | IN                  | IN                 | IN                  | OUT              | OUT               | OUT               |     |          |                         |                             |                 |
| CAN1-H          | CAN1-L | CAN2-H | CAN2-L | CAN3-H | CAN3-L |       | Alternative blink control | Alt. contr. centr. lock |       | Driver door sensor | Passengers door sensor | Trunk lid | Hood sense | Original alarm++ | Arming state | Lock factory remote | Unlock factory remote | Any button pressed | Handbrake / Parking | Speed 10kmph      | Engine running | Engine speed (RPM) | Ignition | Key inserted | Footbrake | Drivers door opening sim. | Turn off the engine | Turn on the engine | Turn signal control | Trunk release    | Opening all doors | Closing all doors | GND | PWR +12V | Contr. of factory alarm | Contr.c.lock when ign.is on | Comfort closure |
| 1               | 2      | 3      | 4      | 5      | 6      |       | 7                         | 8                       |       | 1                  | 2                      | 3         | 4          | 5                | 6            | 7                   | 8                     | 9                  | 10                  | 11                | 12             | 13                 | 14       | 15           | 1         | 2                         | 3                   | 4                  | 5                   | 6                | 7                 | 8                 | 9   | 10       |                         |                             |                 |
| +               | +      | +      | +      | +      | +      |       | +                         | +                       |       | +                  | +                      | +         | +          | +                | +            | +                   | +                     | +                  | +                   | +                 | +              | +                  | +        | +            | +         | +                         | +                   | +                  | +                   | +                | +                 | +                 | +   | +        |                         |                             |                 |

Attention:

| FIAT SCUDO (506/507) |        |        |        |        |        |       |                           |                         |       | year: 2022 →       |                        |           |            |                  |              |                     |                       |                    |                     | (without factory alarm) |                |                    |          |              |           |                           |                     |                    |                     | program No: 14664 |                   |                   |     |          |                         |                             |                 |  |  | from: 2023-03-22 |  |  |
|----------------------|--------|--------|--------|--------|--------|-------|---------------------------|-------------------------|-------|--------------------|------------------------|-----------|------------|------------------|--------------|---------------------|-----------------------|--------------------|---------------------|-------------------------|----------------|--------------------|----------|--------------|-----------|---------------------------|---------------------|--------------------|---------------------|-------------------|-------------------|-------------------|-----|----------|-------------------------|-----------------------------|-----------------|--|--|------------------|--|--|
| connector 8 pin      |        |        |        |        |        |       |                           |                         |       | connector 15 pin   |                        |           |            |                  |              |                     |                       |                    |                     | connector 10 pin        |                |                    |          |              |           |                           |                     |                    |                     |                   |                   |                   |     |          |                         |                             |                 |  |  |                  |  |  |
| CAN H                | CAN L  | CAN H  | CAN L  | CAN H  | CAN L  | CAN L | OUT +                     | OUT +                   | OUT + | OUT                | OUT                    | OUT       | OUT        | OUT              | OUT          | OUT                 | OUT                   | OUT                | OUT                 | OUT                     | IN             | IN                 | IN       | IN           | IN        | IN                        | IN                  | IN                 | IN                  | OUT               | OUT               | OUT               |     |          |                         |                             |                 |  |  |                  |  |  |
| CAN1-H               | CAN1-L | CAN2-H | CAN2-L | CAN3-H | CAN3-L |       | Alternative blink control | Alt. contr. centr. lock |       | Driver door sensor | Passengers door sensor | Trunk lid | Hood sense | Original alarm++ | Arming state | Lock factory remote | Unlock factory remote | Any button pressed | Handbrake / Parking | Speed 10kmph            | Engine running | Engine speed (RPM) | Ignition | Key inserted | Footbrake | Drivers door opening sim. | Turn off the engine | Turn on the engine | Turn signal control | Trunk release     | Opening all doors | Closing all doors | GND | PWR +12V | Contr. of factory alarm | Contr.c.lock when ign.is on | Comfort closure |  |  |                  |  |  |
| 1                    | 2      | 3      | 4      | 5      | 6      |       | 7                         | 8                       |       | 1                  | 2                      | 3         | 4          | 5                | 6            | 7                   | 8                     | 9                  | 10                  | 11                      | 12             | 13                 | 14       | 15           | 1         | 2                         | 3                   | 4                  | 5                   | 6                 | 7                 | 8                 | 9   | 10       |                         |                             |                 |  |  |                  |  |  |
| +                    | +      | +      | +      | +      | +      |       | +                         | +                       |       | +                  | +                      | +         | +          | +                | +            | +                   | +                     | +                  | +                   | +                       | +              | +                  | +        | +            | +         | +                         | +                   | +                  | +                   | +                 | +                 | +                 | +   | +        |                         |                             |                 |  |  |                  |  |  |

Switches

| FIAT SCUDO (272) |        |        |        |        |        |       |                           |                         |       | year: 2014 →       |                        |           |            |                  |              |                     |                       |                    |                     | (with factory alarm) |                |                    |          |              |           |                           |                     |                    |                     | program No: 11143 |                   |                   |     |          |                         |                             |                 |  |  | from: 2017-09-01 |  |  |
|------------------|--------|--------|--------|--------|--------|-------|---------------------------|-------------------------|-------|--------------------|------------------------|-----------|------------|------------------|--------------|---------------------|-----------------------|--------------------|---------------------|----------------------|----------------|--------------------|----------|--------------|-----------|---------------------------|---------------------|--------------------|---------------------|-------------------|-------------------|-------------------|-----|----------|-------------------------|-----------------------------|-----------------|--|--|------------------|--|--|
| connector 8 pin  |        |        |        |        |        |       |                           |                         |       | connector 15 pin   |                        |           |            |                  |              |                     |                       |                    |                     | connector 10 pin     |                |                    |          |              |           |                           |                     |                    |                     |                   |                   |                   |     |          |                         |                             |                 |  |  |                  |  |  |
| CAN H            | CAN L  | CAN H  | CAN L  | CAN H  | CAN L  | CAN L | OUT +                     | OUT +                   | OUT + | OUT                | OUT                    | OUT       | OUT        | OUT              | OUT          | OUT                 | OUT                   | OUT                | OUT                 | OUT                  | IN             | IN                 | IN       | IN           | IN        | IN                        | IN                  | IN                 | IN                  | OUT               | OUT               | OUT               |     |          |                         |                             |                 |  |  |                  |  |  |
| CAN1-H           | CAN1-L | CAN2-H | CAN2-L | CAN3-H | CAN3-L |       | Alternative blink control | Alt. contr. centr. lock |       | Driver door sensor | Passengers door sensor | Trunk lid | Hood sense | Original alarm++ | Arming state | Lock factory remote | Unlock factory remote | Any button pressed | Handbrake / Parking | Speed 10kmph         | Engine running | Engine speed (RPM) | Ignition | Key inserted | Footbrake | Drivers door opening sim. | Turn off the engine | Turn on the engine | Turn signal control | Trunk release     | Opening all doors | Closing all doors | GND | PWR +12V | Contr. of factory alarm | Contr.c.lock when ign.is on | Comfort closure |  |  |                  |  |  |
| 1                | 2      | 3      | 4      | 5      | 6      |       | 7                         | 8                       |       | 1                  | 2                      | 3         | 4          | 5                | 6            | 7                   | 8                     | 9                  | 10                  | 11                   | 12             | 13                 | 14       | 15           | 1         | 2                         | 3                   | 4                  | 5                   | 6                 | 7                 | 8                 | 9   | 10       |                         |                             |                 |  |  |                  |  |  |
| +                | +      | +      | +      | +      | +      |       | +                         | +                       |       | +                  | +                      | +         | +          | +                | +            | +                   | +                     | +                  | +                   | +                    | +              | +                  | +        | +            | +         | +                         | +                   | +                  | +                   | +                 | +                 | +                 | +   | +        |                         |                             |                 |  |  |                  |  |  |

Switches

| FIAT SCUDO (272) |        |        |        |        |        |       |                           |                         |       | year: 2014 →       |                        |           |            |                  |              |                     |                       |                    |                     | (without factory alarm) |                |                    |          |              |           |                           |                     |                    |                     | program No: 11193 |                   |                   |     |          |                         |                             |                 |  |  | from: 2017-09-01 |  |  |
|------------------|--------|--------|--------|--------|--------|-------|---------------------------|-------------------------|-------|--------------------|------------------------|-----------|------------|------------------|--------------|---------------------|-----------------------|--------------------|---------------------|-------------------------|----------------|--------------------|----------|--------------|-----------|---------------------------|---------------------|--------------------|---------------------|-------------------|-------------------|-------------------|-----|----------|-------------------------|-----------------------------|-----------------|--|--|------------------|--|--|
| connector 8 pin  |        |        |        |        |        |       |                           |                         |       | connector 15 pin   |                        |           |            |                  |              |                     |                       |                    |                     | connector 10 pin        |                |                    |          |              |           |                           |                     |                    |                     |                   |                   |                   |     |          |                         |                             |                 |  |  |                  |  |  |
| CAN H            | CAN L  | CAN H  | CAN L  | CAN H  | CAN L  | CAN L | OUT +                     | OUT +                   | OUT + | OUT                | OUT                    | OUT       | OUT        | OUT              | OUT          | OUT                 | OUT                   | OUT                | OUT                 | OUT                     | IN             | IN                 | IN       | IN           | IN        | IN                        | IN                  | IN                 | IN                  | OUT               | OUT               | OUT               |     |          |                         |                             |                 |  |  |                  |  |  |
| CAN1-H           | CAN1-L | CAN2-H | CAN2-L | CAN3-H | CAN3-L |       | Alternative blink control | Alt. contr. centr. lock |       | Driver door sensor | Passengers door sensor | Trunk lid | Hood sense | Original alarm++ | Arming state | Lock factory remote | Unlock factory remote | Any button pressed | Handbrake / Parking | Speed 10kmph            | Engine running | Engine speed (RPM) | Ignition | Key inserted | Footbrake | Drivers door opening sim. | Turn off the engine | Turn on the engine | Turn signal control | Trunk release     | Opening all doors | Closing all doors | GND | PWR +12V | Contr. of factory alarm | Contr.c.lock when ign.is on | Comfort closure |  |  |                  |  |  |
| 1                | 2      | 3      | 4      | 5      | 6      |       | 7                         | 8                       |       | 1                  | 2                      | 3         | 4          | 5                | 6            | 7                   | 8                     | 9                  | 10                  | 11                      | 12             | 13                 | 14       | 15           | 1         | 2                         | 3                   | 4                  | 5                   | 6                 | 7                 | 8                 | 9   | 10       |                         |                             |                 |  |  |                  |  |  |
| +                | +      | +      | +      | +      | +      |       | +                         | +                       |       | +                  | +                      | +         | +          | +                | +            | +                   | +                     | +                  | +                   | +                       | +              | +                  | +        | +            | +         | +                         | +                   | +                  | +                   | +                 | +                 | +                 | +   | +        |                         |                             |                 |  |  |                  |  |  |

Switches

| FIAT SCUDO (272) |        |        |        |        |        |       |                           |                         |       | year: 2007 →       |                        |           |            |                  |              |                     |                       |                    |                     | (with factory alarm) |                |                    |          |              |           |                           |                     |                    |                     | program No: 11143 |                   |                   |     |          |                         |                             |                 |  |  | from: 2017-09-01 |  |  |
|------------------|--------|--------|--------|--------|--------|-------|---------------------------|-------------------------|-------|--------------------|------------------------|-----------|------------|------------------|--------------|---------------------|-----------------------|--------------------|---------------------|----------------------|----------------|--------------------|----------|--------------|-----------|---------------------------|---------------------|--------------------|---------------------|-------------------|-------------------|-------------------|-----|----------|-------------------------|-----------------------------|-----------------|--|--|------------------|--|--|
| connector 8 pin  |        |        |        |        |        |       |                           |                         |       | connector 15 pin   |                        |           |            |                  |              |                     |                       |                    |                     | connector 10 pin     |                |                    |          |              |           |                           |                     |                    |                     |                   |                   |                   |     |          |                         |                             |                 |  |  |                  |  |  |
| CAN H            | CAN L  | CAN H  | CAN L  | CAN H  | CAN L  | CAN L | OUT +                     | OUT +                   | OUT + | OUT                | OUT                    | OUT       | OUT        | OUT              | OUT          | OUT                 | OUT                   | OUT                | OUT                 | OUT                  | IN             | IN                 | IN       | IN           | IN        | IN                        | IN                  | IN                 | IN                  | OUT               | OUT               | OUT               |     |          |                         |                             |                 |  |  |                  |  |  |
| CAN1-H           | CAN1-L | CAN2-H | CAN2-L | CAN3-H | CAN3-L |       | Alternative blink control | Alt. contr. centr. lock |       | Driver door sensor | Passengers door sensor | Trunk lid | Hood sense | Original alarm++ | Arming state | Lock factory remote | Unlock factory remote | Any button pressed | Handbrake / Parking | Speed 10kmph         | Engine running | Engine speed (RPM) | Ignition | Key inserted | Footbrake | Drivers door opening sim. | Turn off the engine | Turn on the engine | Turn signal control | Trunk release     | Opening all doors | Closing all doors | GND | PWR +12V | Contr. of factory alarm | Contr.c.lock when ign.is on | Comfort closure |  |  |                  |  |  |
| 1                | 2      | 3      | 4      | 5      | 6      |       | 7                         | 8                       |       | 1                  | 2                      | 3         | 4          | 5                | 6            | 7                   | 8                     | 9                  | 10                  | 11                   | 12             | 13                 | 14       | 15           | 1         | 2                         | 3                   | 4                  | 5                   | 6                 | 7                 | 8                 | 9   | 10       |                         |                             |                 |  |  |                  |  |  |
| +                | +      | +      | +      | +      | +      |       | +                         | +                       |       | +                  | +                      | +         | +          | +                | +            | +                   | +                     | +                  | +                   | +                    | +              | +                  | +        | +            | +         | +                         | +                   | +                  | +                   | +                 | +                 | +                 | +   | +        |                         |                             |                 |  |  |                  |  |  |

Switches





[en]-&gt; P/N 727010xx (U277\_70\_10)

| FIAT TIPO (356) (Keyless)       |        |        |        |        |        |       |       |       | year: 2021 → with Keyless System |                        |           |            |                  |              |                     |                       |                    |                     |              |                |                    |          |              | program №: 14621 |                           |                     |                    |                     |               |                   |                   |     |          | from: 2023-03-06 |     |     |     |    |    |    |    |    |    |    |    |    |    |    |    |    |    |    |    |   |   |   |
|---------------------------------|--------|--------|--------|--------|--------|-------|-------|-------|----------------------------------|------------------------|-----------|------------|------------------|--------------|---------------------|-----------------------|--------------------|---------------------|--------------|----------------|--------------------|----------|--------------|------------------|---------------------------|---------------------|--------------------|---------------------|---------------|-------------------|-------------------|-----|----------|------------------|-----|-----|-----|----|----|----|----|----|----|----|----|----|----|----|----|----|----|----|----|---|---|---|
| connector 8 pin                 |        |        |        |        |        |       |       |       | connector 15 pin                 |                        |           |            |                  |              |                     |                       |                    |                     |              |                |                    |          |              | connector 10 pin |                           |                     |                    |                     |               |                   |                   |     |          |                  |     |     |     |    |    |    |    |    |    |    |    |    |    |    |    |    |    |    |    |   |   |   |
| CAN H                           | CAN L  | CAN H  | CAN L  | CAN H  | CAN L  | CAN L | OUT + | OUT - | OUT                              | OUT                    | OUT       | OUT        | OUT              | OUT          | OUT                 | OUT                   | OUT                | OUT                 | OUT          | OUT            | OUT                | OUT      | OUT          | OUT              | OUT                       | OUT                 | OUT                | OUT                 | OUT           | OUT               | OUT               | OUT | IN       | IN               | IN  | IN  | IN  | IN | IN | IN | IN | IN | IN | IN | IN | IN | IN | IN | +  | +  | +  |    |    |   |   |   |
| CAN1-H                          | CAN1-L | CAN2-H | CAN2-L | CAN3-H | CAN3-L |       |       |       | Driver door sensor               | Passengers door sensor | Trunk lid | Hood sense | Original alarm++ | Arming state | Lock factory remote | Unlock factory remote | Any button pressed | Handbrake / Parking | Speed 10kmph | Engine running | Engine speed (RPM) | Ignition | Key inserted | Footbrake        | Drivers door opening sim. | Turn off the engine | Turn on the engine | Turn signal control | Trunk release | Opening all doors | Closing all doors | GND | PWR +12V | +                | +   | +   |     |    |    |    |    |    |    |    |    |    |    |    |    |    |    |    |    |   |   |   |
| 1                               | 2      | 3      | 4      | 5      | 6      |       |       | 8     | 1                                | 2                      | 3         | 4          | 5                | 6            | 7                   | 8                     | 9                  | 10                  | 11           | 12             | 13                 | 14       | 15           | 1                | 2                         | 3                   | 4                  | 5                   | 6             | 7                 | 8                 | 9   | 10       | +                | +   | +   |     |    |    |    |    |    |    |    |    |    |    |    |    |    |    |    |    |   |   |   |
| +                               | +      | +      | +      | +      | +      | +     | +     | +     | +                                | +                      | +         | +          | +                | +            | +                   | +                     | +                  | +                   | +            | +              | +                  | +        | +            | +                | +                         | +                   | +                  | +                   | +             | +                 | +                 | +   | +        | +                | +   | +   | +   |    |    |    |    |    |    |    |    |    |    |    |    |    |    |    |    |   |   |   |
| Attention:                      |        |        |        |        |        |       |       |       |                                  |                        |           |            |                  |              |                     |                       |                    |                     |              |                |                    |          |              |                  |                           |                     |                    |                     |               |                   |                   |     |          |                  |     |     |     |    |    |    |    |    |    |    |    |    |    |    |    |    |    |    |    |   |   |   |
| Switches                        |        |        |        |        |        |       |       |       |                                  |                        |           |            |                  |              |                     |                       |                    |                     |              |                |                    |          |              |                  |                           |                     |                    |                     |               |                   |                   |     |          |                  |     |     |     |    |    |    |    |    |    |    |    |    |    |    |    |    |    |    |    |   |   |   |
| FIAT TIPO (356) (Hatchback)     |        |        |        |        |        |       |       |       | year: 2021 →                     |                        |           |            |                  |              |                     |                       |                    |                     |              |                |                    |          |              | program №: 14632 |                           |                     |                    |                     |               |                   |                   |     |          | from: 2023-03-09 |     |     |     |    |    |    |    |    |    |    |    |    |    |    |    |    |    |    |    |   |   |   |
| connector 8 pin                 |        |        |        |        |        |       |       |       | connector 15 pin                 |                        |           |            |                  |              |                     |                       |                    |                     |              |                |                    |          |              | connector 10 pin |                           |                     |                    |                     |               |                   |                   |     |          |                  |     |     |     |    |    |    |    |    |    |    |    |    |    |    |    |    |    |    |    |   |   |   |
| CAN H                           | CAN L  | CAN H  | CAN L  | CAN H  | CAN L  | CAN L | OUT + | OUT - | OUT                              | OUT                    | OUT       | OUT        | OUT              | OUT          | OUT                 | OUT                   | OUT                | OUT                 | OUT          | OUT            | OUT                | OUT      | OUT          | OUT              | OUT                       | OUT                 | OUT                | OUT                 | OUT           | OUT               | OUT               | OUT | OUT      | OUT              | OUT | OUT | IN  | IN | IN | IN | IN | IN | IN | IN | IN | IN | IN | IN | IN | IN | IN | IN | +  | + | + |   |
| CAN1-H                          | CAN1-L | CAN2-H | CAN2-L | CAN3-H | CAN3-L |       |       |       | Driver door sensor               | Passengers door sensor | Trunk lid | Hood sense | Original alarm++ | Arming state | Lock factory remote | Unlock factory remote | Any button pressed | Handbrake / Parking | Speed 10kmph | Engine running | Engine speed (RPM) | Ignition | Key inserted | Footbrake        | Drivers door opening sim. | Turn off the engine | Turn on the engine | Turn signal control | Trunk release | Opening all doors | Closing all doors | GND | PWR +12V | +                | +   | +   |     |    |    |    |    |    |    |    |    |    |    |    |    |    |    |    |    |   |   |   |
| 1                               | 2      | 3      | 4      | 5      | 6      |       |       | 8     | 1                                | 2                      | 3         | 4          | 5                | 6            | 7                   | 8                     | 9                  | 10                  | 11           | 12             | 13                 | 14       | 15           | 1                | 2                         | 3                   | 4                  | 5                   | 6             | 7                 | 8                 | 9   | 10       | +                | +   | +   |     |    |    |    |    |    |    |    |    |    |    |    |    |    |    |    |    |   |   |   |
| +                               | +      | +      | +      | +      | +      | +     | +     | +     | +                                | +                      | +         | +          | +                | +            | +                   | +                     | +                  | +                   | +            | +              | +                  | +        | +            | +                | +                         | +                   | +                  | +                   | +             | +                 | +                 | +   | +        | +                | +   | +   | +   | +  | +  |    |    |    |    |    |    |    |    |    |    |    |    |    |    |   |   |   |
| Attention:                      |        |        |        |        |        |       |       |       |                                  |                        |           |            |                  |              |                     |                       |                    |                     |              |                |                    |          |              |                  |                           |                     |                    |                     |               |                   |                   |     |          |                  |     |     |     |    |    |    |    |    |    |    |    |    |    |    |    |    |    |    |    |   |   |   |
| Switches                        |        |        |        |        |        |       |       |       |                                  |                        |           |            |                  |              |                     |                       |                    |                     |              |                |                    |          |              |                  |                           |                     |                    |                     |               |                   |                   |     |          |                  |     |     |     |    |    |    |    |    |    |    |    |    |    |    |    |    |    |    |    |   |   |   |
| FIAT TIPO (356) (Hatchback)     |        |        |        |        |        |       |       |       | year: 2017 →                     |                        |           |            |                  |              |                     |                       |                    |                     |              |                |                    |          |              | program №: 11714 |                           |                     |                    |                     |               |                   |                   |     |          | from: 2021-12-09 |     |     |     |    |    |    |    |    |    |    |    |    |    |    |    |    |    |    |    |   |   |   |
| connector 8 pin                 |        |        |        |        |        |       |       |       | connector 15 pin                 |                        |           |            |                  |              |                     |                       |                    |                     |              |                |                    |          |              | connector 10 pin |                           |                     |                    |                     |               |                   |                   |     |          |                  |     |     |     |    |    |    |    |    |    |    |    |    |    |    |    |    |    |    |    |   |   |   |
| CAN H                           | CAN L  | CAN H  | CAN L  | CAN H  | CAN L  | CAN L | OUT + | OUT - | OUT                              | OUT                    | OUT       | OUT        | OUT              | OUT          | OUT                 | OUT                   | OUT                | OUT                 | OUT          | OUT            | OUT                | OUT      | OUT          | OUT              | OUT                       | OUT                 | OUT                | OUT                 | OUT           | OUT               | OUT               | OUT | OUT      | OUT              | OUT | OUT | OUT | IN | IN | IN | IN | IN | IN | IN | IN | IN | IN | IN | IN | IN | IN | IN | IN | + | + | + |
| CAN1-H                          | CAN1-L | CAN2-H | CAN2-L | CAN3-H | CAN3-L |       |       |       | Driver door sensor               | Passengers door sensor | Trunk lid | Hood sense | Original alarm++ | Arming state | Lock factory remote | Unlock factory remote | Any button pressed | Handbrake / Parking | Speed 10kmph | Engine running | Engine speed (RPM) | Ignition | Key inserted | Footbrake        | Drivers door opening sim. | Turn off the engine | Turn on the engine | Turn signal control | Trunk release | Opening all doors | Closing all doors | GND | PWR +12V | +                | +   | +   |     |    |    |    |    |    |    |    |    |    |    |    |    |    |    |    |    |   |   |   |
| 1                               | 2      | 3      | 4      | 5      | 6      |       |       | 8     | 1                                | 2                      | 3         | 4          | 5                | 6            | 7                   | 8                     | 9                  | 10                  | 11           | 12             | 13                 | 14       | 15           | 1                | 2                         | 3                   | 4                  | 5                   | 6             | 7                 | 8                 | 9   | 10       | +                | +   | +   |     |    |    |    |    |    |    |    |    |    |    |    |    |    |    |    |    |   |   |   |
| +                               | +      | +      | +      | +      | +      | +     | +     | +     | +                                | +                      | +         | +          | +                | +            | +                   | +                     | +                  | +                   | +            | +              | +                  | +        | +            | +                | +                         | +                   | +                  | +                   | +             | +                 | +                 | +   | +        | +                | +   | +   | +   | +  | +  | +  |    |    |    |    |    |    |    |    |    |    |    |    |    |   |   |   |
| Attention:                      |        |        |        |        |        |       |       |       |                                  |                        |           |            |                  |              |                     |                       |                    |                     |              |                |                    |          |              |                  |                           |                     |                    |                     |               |                   |                   |     |          |                  |     |     |     |    |    |    |    |    |    |    |    |    |    |    |    |    |    |    |    |   |   |   |
| Switches                        |        |        |        |        |        |       |       |       |                                  |                        |           |            |                  |              |                     |                       |                    |                     |              |                |                    |          |              |                  |                           |                     |                    |                     |               |                   |                   |     |          |                  |     |     |     |    |    |    |    |    |    |    |    |    |    |    |    |    |    |    |    |   |   |   |
| FIAT TIPO (356) (Station Wagon) |        |        |        |        |        |       |       |       | year: 2016 →                     |                        |           |            |                  |              |                     |                       |                    |                     |              |                |                    |          |              | program №: 12673 |                           |                     |                    |                     |               |                   |                   |     |          | from: 2023-01-19 |     |     |     |    |    |    |    |    |    |    |    |    |    |    |    |    |    |    |    |   |   |   |
| connector 8 pin                 |        |        |        |        |        |       |       |       | connector 15 pin                 |                        |           |            |                  |              |                     |                       |                    |                     |              |                |                    |          |              | connector 10 pin |                           |                     |                    |                     |               |                   |                   |     |          |                  |     |     |     |    |    |    |    |    |    |    |    |    |    |    |    |    |    |    |    |   |   |   |
| CAN H                           | CAN L  | CAN H  | CAN L  | CAN H  | CAN L  | CAN L | OUT + | OUT - | OUT                              | OUT                    | OUT       | OUT        | OUT              | OUT          | OUT                 | OUT                   | OUT                | OUT                 | OUT          | OUT            | OUT                | OUT      | OUT          | OUT              | OUT                       | OUT                 | OUT                | OUT                 | OUT           | OUT               | OUT               | OUT | OUT      | OUT              | OUT | OUT | OUT | IN | IN | IN | IN | IN | IN | IN | IN | IN | IN | IN | IN | IN | IN | IN | IN | + | + | + |
| CAN1-H                          | CAN1-L | CAN2-H | CAN2-L | CAN3-H | CAN3-L |       |       |       | Driver door sensor               | Passengers door sensor | Trunk lid | Hood sense | Original alarm++ | Arming state | Lock factory remote | Unlock factory remote | Any button pressed | Handbrake / Parking | Speed 10kmph | Engine running | Engine speed (RPM) | Ignition | Key inserted | Footbrake        | Drivers door opening sim. | Turn off the engine | Turn on the engine | Turn signal control | Trunk release | Opening all doors | Closing all doors | GND | PWR +12V | +                | +   | +   |     |    |    |    |    |    |    |    |    |    |    |    |    |    |    |    |    |   |   |   |
| 1                               | 2      | 3      | 4      | 5      | 6      |       |       | 8     | 1                                | 2                      | 3         | 4          | 5                | 6            | 7                   | 8                     | 9                  | 10                  | 11           | 12             | 13                 | 14       | 15           | 1                | 2                         | 3                   | 4                  | 5                   | 6             | 7                 | 8                 | 9   | 10       | +                | +   | +   |     |    |    |    |    |    |    |    |    |    |    |    |    |    |    |    |    |   |   |   |
| +                               | +      | +      | +      | +      | +      | +     | +     | +     | +                                | +                      | +         | +          | +                | +            | +                   | +                     | +                  | +                   | +            | +              | +                  | +        | +            | +                | +                         | +                   | +                  | +                   | +             | +                 | +                 | +   | +        | +                | +   | +   | +   | +  | +  | +  |    |    |    |    |    |    |    |    |    |    |    |    |    |   |   |   |
| Attention:                      |        |        |        |        |        |       |       |       |                                  |                        |           |            |                  |              |                     |                       |                    |                     |              |                |                    |          |              |                  |                           |                     |                    |                     |               |                   |                   |     |          |                  |     |     |     |    |    |    |    |    |    |    |    |    |    |    |    |    |    |    |    |   |   |   |
| Switches                        |        |        |        |        |        |       |       |       |                                  |                        |           |            |                  |              |                     |                       |                    |                     |              |                |                    |          |              |                  |                           |                     |                    |                     |               |                   |                   |     |          |                  |     |     |     |    |    |    |    |    |    |    |    |    |    |    |    |    |    |    |    |   |   |   |
| FIAT TIPO (356) (Sedan)         |        |        |        |        |        |       |       |       | year: 2015 →                     |                        |           |            |                  |              |                     |                       |                    |                     |              |                |                    |          |              | program №: 11714 |                           |                     |                    |                     |               |                   |                   |     |          | from: 2021-12-09 |     |     |     |    |    |    |    |    |    |    |    |    |    |    |    |    |    |    |    |   |   |   |
| connector 8 pin                 |        |        |        |        |        |       |       |       | connector 15 pin                 |                        |           |            |                  |              |                     |                       |                    |                     |              |                |                    |          |              | connector 10 pin |                           |                     |                    |                     |               |                   |                   |     |          |                  |     |     |     |    |    |    |    |    |    |    |    |    |    |    |    |    |    |    |    |   |   |   |
| CAN H                           | CAN L  | CAN H  | CAN L  | CAN H  | CAN L  | CAN L | OUT + | OUT - | OUT                              | OUT                    | OUT       | OUT        | OUT              | OUT          | OUT                 | OUT                   | OUT                | OUT                 | OUT          | OUT            | OUT                | OUT      | OUT          | OUT              | OUT                       | OUT                 | OUT                | OUT                 | OUT           | OUT               | OUT               | OUT | OUT      | OUT              | OUT | OUT | OUT | IN | IN | IN | IN | IN | IN | IN | IN | IN | IN | IN | IN | IN | IN | IN | IN | + | + | + |
| CAN1-H                          | CAN1-L | CAN2-H | CAN2-L | CAN3-H | CAN3-L |       |       |       | Driver door sensor               | Passengers door sensor | Trunk lid | Hood sense | Original alarm++ | Arming state | Lock factory remote | Unlock factory remote | Any button pressed | Handbrake / Parking | Speed 10kmph | Engine running | Engine speed (RPM) | Ignition | Key inserted | Footbrake        | Drivers door opening sim. | Turn off the engine | Turn on the engine | Turn signal control | Trunk release | Opening all doors | Closing all doors | GND | PWR +12V | +                | +   | +   |     |    |    |    |    |    |    |    |    |    |    |    |    |    |    |    |    |   |   |   |
| 1                               | 2      | 3      | 4      | 5      | 6      |       |       | 8     | 1                                | 2                      | 3         | 4          | 5                | 6            | 7                   | 8                     | 9                  | 10                  | 11           | 12             | 13                 | 14       | 15           | 1                | 2                         | 3                   | 4                  | 5                   | 6             | 7                 | 8                 | 9   | 10       | +                | +   | +   |     |    |    |    |    |    |    |    |    |    |    |    |    |    |    |    |    |   |   |   |
| +                               | +      | +      | +      | +      | +      | +     | +     | +     | +                                | +                      | +         | +          | +                | +            | +                   | +                     | +                  | +                   | +            | +              | +                  | +        | +            | +                | +                         | +                   | +                  | +                   | +             | +                 | +                 | +   | +        | +                | +   | +   | +   | +  | +  | +  |    |    |    |    |    |    |    |    |    |    |    |    |    |   |   |   |
| Attention:                      |        |        |        |        |        |       |       |       |                                  |                        |           |            |                  |              |                     |                       |                    |                     |              |                |                    |          |              |                  |                           |                     |                    |                     |               |                   |                   |     |          |                  |     |     |     |    |    |    |    |    |    |    |    |    |    |    |    |    |    |    |    |   |   |   |
| Switches                        |        |        |        |        |        |       |       |       |                                  |                        |           |            |                  |              |                     |                       |                    |                     |              |                |                    |          |              |                  |                           |                     |                    |                     |               |                   |                   |     |          |                  |     |     |     |    |    |    |    |    |    |    |    |    |    |    |    |    |    |    |    |   |   |   |

**FIAT ULYSSE (179)**

year: 2007 →

(with factory alarm)

program №: 11143

from: 2017-09-01

| connector 8 pin |        |        |        |        |        |                           |                         |
|-----------------|--------|--------|--------|--------|--------|---------------------------|-------------------------|
| CAN H           | CAN L  | CAN H  | CAN L  | CAN H  | CAN L  | OUT +                     | OUT -                   |
| CAN1-H          | CAN1-L | CAN2-H | CAN2-L | CAN3-H | CAN3-L | Alternative blink control | Alt. contr. centr. lock |
| 1               | 2      | 3      | 4      | 5      | 6      | 7                         | 8                       |
| +               | +      | +      | +      | +      | +      | +                         | +                       |

| connector 15 pin   |                        |           |            |                  |              |                     |                       |                    |                     |              |                |                    |          |              |
|--------------------|------------------------|-----------|------------|------------------|--------------|---------------------|-----------------------|--------------------|---------------------|--------------|----------------|--------------------|----------|--------------|
| OUT                | OUT                    | OUT       | OUT        | OUT              | OUT          | OUT                 | OUT                   | OUT                | OUT                 | OUT          | OUT            | OUT                | OUT      | OUT          |
| Driver door sensor | Passengers door sensor | Trunk lid | Hood sense | Original alarm++ | Arming state | Lock factory remote | Unlock factory remote | Any button pressed | Handbrake / Parking | Speed 10kmph | Engine running | Engine speed (RPM) | Ignition | Key inserted |
| 1                  | 2                      | 3         | 4          | 5                | 6            | 7                   | 8                     | 9                  | 10                  | 11           | 12             | 13                 | 14       | 15           |
| +                  | +                      | +         | +          | +                | +            | +                   | +                     | +                  | +                   | +            | +              | +                  | +        | +            |

| connector 10 pin |                           |                     |                    |                     |               |                   |                   |     |          |
|------------------|---------------------------|---------------------|--------------------|---------------------|---------------|-------------------|-------------------|-----|----------|
| OUT              | IN                        | IN                  | IN                 | IN                  | IN            | IN                | IN                | IN  | IN       |
| Footbrake        | Drivers door opening sim. | Turn off the engine | Turn on the engine | Turn signal control | Trunk release | Opening all doors | Closing all doors | GND | PWR +12V |
| 1                | 2                         | 3                   | 4                  | 5                   | 6             | 7                 | 8                 | 9   | 10       |
| +                | +                         | +                   | +                  | +                   | +             | +                 | +                 | +   | +        |

Attention:

**FIAT ULYSSE (179)**

year: 2007 →

(without factory alarm)

program №: 11193

from: 2017-09-01

| connector 8 pin |        |        |        |        |        |                           |                         |
|-----------------|--------|--------|--------|--------|--------|---------------------------|-------------------------|
| CAN H           | CAN L  | CAN H  | CAN L  | CAN H  | CAN L  | OUT +                     | OUT -                   |
| CAN1-H          | CAN1-L | CAN2-H | CAN2-L | CAN3-H | CAN3-L | Alternative blink control | Alt. contr. centr. lock |
| 1               | 2      | 3      | 4      | 5      | 6      | 7                         | 8                       |
| +               | +      | +      | +      | +      | +      | +                         | +                       |

| connector 15 pin   |                        |           |            |                  |              |                     |                       |                    |                     |              |                |                    |          |              |
|--------------------|------------------------|-----------|------------|------------------|--------------|---------------------|-----------------------|--------------------|---------------------|--------------|----------------|--------------------|----------|--------------|
| OUT                | OUT                    | OUT       | OUT        | OUT              | OUT          | OUT                 | OUT                   | OUT                | OUT                 | OUT          | OUT            | OUT                | OUT      | OUT          |
| Driver door sensor | Passengers door sensor | Trunk lid | Hood sense | Original alarm++ | Arming state | Lock factory remote | Unlock factory remote | Any button pressed | Handbrake / Parking | Speed 10kmph | Engine running | Engine speed (RPM) | Ignition | Key inserted |
| 1                  | 2                      | 3         | 4          | 5                | 6            | 7                   | 8                     | 9                  | 10                  | 11           | 12             | 13                 | 14       | 15           |
| +                  | +                      | +         | +          | +                | +            | +                   | +                     | +                  | +                   | +            | +              | +                  | +        | +            |

| connector 10 pin |                           |                     |                    |                     |               |                   |                   |     |          |
|------------------|---------------------------|---------------------|--------------------|---------------------|---------------|-------------------|-------------------|-----|----------|
| OUT              | IN                        | IN                  | IN                 | IN                  | IN            | IN                | IN                | IN  | IN       |
| Footbrake        | Drivers door opening sim. | Turn off the engine | Turn on the engine | Turn signal control | Trunk release | Opening all doors | Closing all doors | GND | PWR +12V |
| 1                | 2                         | 3                   | 4                  | 5                   | 6             | 7                 | 8                 | 9   | 10       |
| +                | +                         | +                   | +                  | +                   | +             | +                 | +                 | +   | +        |

Attention:

**FORD B-MAX**

year: 2013 →

with and without Keyless System

program №: 14116

from: 2022-12-21

| connector 8 pin |        |        |        |        |        |                           |                         |
|-----------------|--------|--------|--------|--------|--------|---------------------------|-------------------------|
| CAN H           | CAN L  | CAN H  | CAN L  | CAN H  | CAN L  | OUT +                     | OUT -                   |
| CAN1-H          | CAN1-L | CAN2-H | CAN2-L | CAN3-H | CAN3-L | Alternative blink control | Alt. contr. centr. lock |
| 1               | 2      | 3      | 4      | 5      | 6      | 7                         | 8                       |
| +               | +      | +      | +      | +      | +      | +                         | +                       |

| connector 15 pin   |                        |           |            |                  |              |                     |                       |                    |                     |              |                |                    |          |              |
|--------------------|------------------------|-----------|------------|------------------|--------------|---------------------|-----------------------|--------------------|---------------------|--------------|----------------|--------------------|----------|--------------|
| OUT                | OUT                    | OUT       | OUT        | OUT              | OUT          | OUT                 | OUT                   | OUT                | OUT                 | OUT          | OUT            | OUT                | OUT      | OUT          |
| Driver door sensor | Passengers door sensor | Trunk lid | Hood sense | Original alarm++ | Arming state | Lock factory remote | Unlock factory remote | Any button pressed | Handbrake / Parking | Speed 10kmph | Engine running | Engine speed (RPM) | Ignition | Key inserted |
| 1                  | 2                      | 3         | 4          | 5                | 6            | 7                   | 8                     | 9                  | 10                  | 11           | 12             | 13                 | 14       | 15           |
| +                  | +                      | +         | +          | +                | +            | +                   | +                     | +                  | +                   | +            | +              | +                  | +        | +            |

| connector 10 pin |                           |                     |                    |                     |               |                   |                   |     |          |
|------------------|---------------------------|---------------------|--------------------|---------------------|---------------|-------------------|-------------------|-----|----------|
| OUT              | IN                        | IN                  | IN                 | IN                  | IN            | IN                | IN                | IN  | IN       |
| Footbrake        | Drivers door opening sim. | Turn off the engine | Turn on the engine | Turn signal control | Trunk release | Opening all doors | Closing all doors | GND | PWR +12V |
| 1                | 2                         | 3                   | 4                  | 5                   | 6             | 7                 | 8                 | 9   | 10       |
| +                | +                         | +                   | +                  | +                   | +             | +                 | +                 | +   | +        |

Attention:

**FORD BRONCO SPORT (U725)**

year: 2021 →

without Keyless System

program №: 14112

from: 2022-12-21

| connector 8 pin |        |        |        |        |        |                           |                         |
|-----------------|--------|--------|--------|--------|--------|---------------------------|-------------------------|
| CAN H           | CAN L  | CAN H  | CAN L  | CAN H  | CAN L  | OUT +                     | OUT -                   |
| CAN1-H          | CAN1-L | CAN2-H | CAN2-L | CAN3-H | CAN3-L | Alternative blink control | Alt. contr. centr. lock |
| 1               | 2      | 3      | 4      | 5      | 6      | 7                         | 8                       |
| +               | +      | +      | +      | +      | +      | +                         | +                       |

| connector 15 pin   |                        |           |            |                  |              |                     |                       |                    |                     |              |                |                    |          |              |
|--------------------|------------------------|-----------|------------|------------------|--------------|---------------------|-----------------------|--------------------|---------------------|--------------|----------------|--------------------|----------|--------------|
| OUT                | OUT                    | OUT       | OUT        | OUT              | OUT          | OUT                 | OUT                   | OUT                | OUT                 | OUT          | OUT            | OUT                | OUT      | OUT          |
| Driver door sensor | Passengers door sensor | Trunk lid | Hood sense | Original alarm++ | Arming state | Lock factory remote | Unlock factory remote | Any button pressed | Handbrake / Parking | Speed 10kmph | Engine running | Engine speed (RPM) | Ignition | Key inserted |
| 1                  | 2                      | 3         | 4          | 5                | 6            | 7                   | 8                     | 9                  | 10                  | 11           | 12             | 13                 | 14       | 15           |
| +                  | +                      | +         | +          | +                | +            | +                   | +                     | +                  | +                   | +            | +              | +                  | +        | +            |

| connector 10 pin |                           |                     |                    |                     |               |                   |                   |     |          |
|------------------|---------------------------|---------------------|--------------------|---------------------|---------------|-------------------|-------------------|-----|----------|
| OUT              | IN                        | IN                  | IN                 | IN                  | IN            | IN                | IN                | IN  | IN       |
| Footbrake        | Drivers door opening sim. | Turn off the engine | Turn on the engine | Turn signal control | Trunk release | Opening all doors | Closing all doors | GND | PWR +12V |
| 1                | 2                         | 3                   | 4                  | 5                   | 6             | 7                 | 8                 | 9   | 10       |
| +                | +                         | +                   | +                  | +                   | +             | +                 | +                 | +   | +        |

Attention:

**FORD C-MAX (Hybrid)**

year: 2013 →

with and without Keyless System

program №: 12968

from: 2021-09-15

| connector 8 pin |        |        |        |        |        |                           |                         |
|-----------------|--------|--------|--------|--------|--------|---------------------------|-------------------------|
| CAN H           | CAN L  | CAN H  | CAN L  | CAN H  | CAN L  | OUT +                     | OUT -                   |
| CAN1-H          | CAN1-L | CAN2-H | CAN2-L | CAN3-H | CAN3-L | Alternative blink control | Alt. contr. centr. lock |
| 1               | 2      | 3      | 4      | 5      | 6      | 7                         | 8                       |
| +               | +      | +      | +      | +      | +      | +                         | +                       |

| connector 15 pin   |                        |           |            |                  |              |                     |                       |                    |                     |              |                |                    |          |              |
|--------------------|------------------------|-----------|------------|------------------|--------------|---------------------|-----------------------|--------------------|---------------------|--------------|----------------|--------------------|----------|--------------|
| OUT                | OUT                    | OUT       | OUT        | OUT              | OUT          | OUT                 | OUT                   | OUT                | OUT                 | OUT          | OUT            | OUT                | OUT      | OUT          |
| Driver door sensor | Passengers door sensor | Trunk lid | Hood sense | Original alarm++ | Arming state | Lock factory remote | Unlock factory remote | Any button pressed | Handbrake / Parking | Speed 10kmph | Engine running | Engine speed (RPM) | Ignition | Key inserted |
| 1                  | 2                      | 3         | 4          | 5                | 6            | 7                   | 8                     | 9                  | 10                  | 11           | 12             | 13                 | 14       | 15           |
| +                  | +                      | +         | +          | +                | +            | +                   | +                     | +                  | +                   | +            | +              | +                  | +        | +            |

| connector 10 pin |                           |                     |                    |                     |               |                   |                   |     |          |
|------------------|---------------------------|---------------------|--------------------|---------------------|---------------|-------------------|-------------------|-----|----------|
| OUT              | IN                        | IN                  | IN                 | IN                  | IN            | IN                | IN                | IN  | IN       |
| Footbrake        | Drivers door opening sim. | Turn off the engine | Turn on the engine | Turn signal control | Trunk release | Opening all doors | Closing all doors | GND | PWR +12V |
| 1                | 2                         | 3                   | 4                  | 5                   | 6             | 7                 | 8                 | 9   | 10       |
| +                | +                         | +                   | +                  | +                   | +             | +                 | +                 | +   | +        |

Attention:

Switches

FORD C-MAX

year: 2010 →

with and without Keyless System

program №: 11276

from: 2024-02-14

Table with 3 main sections: connector 8 pin, connector 15 pin, and connector 10 pin. Each section has columns for CAN H, CAN L, CAN H, CAN L, CAN H, CAN L, OUT +, OUT -, and a list of vehicle sensors and functions.

Attention:

FORD C-MAX (GHIA)

year: 2003 →

with and without Keyless System

program №: 11121

from: 2017-09-01

Table with 3 main sections: connector 8 pin, connector 15 pin, and connector 10 pin. Each section has columns for CAN H, CAN L, CAN H, CAN L, CAN H, CAN L, OUT +, OUT -, and a list of vehicle sensors and functions.

Attention:

FORD C-MAX (DM2)

year: 2003 →

with and without Keyless System

program №: 11121

from: 2017-09-01

Table with 3 main sections: connector 8 pin, connector 15 pin, and connector 10 pin. Each section has columns for CAN H, CAN L, CAN H, CAN L, CAN H, CAN L, OUT +, OUT -, and a list of vehicle sensors and functions.

Attention:

FORD C-MAX ENERGI (TITANIUM) (Hybrid) (Plug-in) (USA Market)

year: 2013 →

with and without Keyless System

program №: 11864

from: 2021-09-15

Table with 3 main sections: connector 8 pin, connector 15 pin, and connector 10 pin. Each section has columns for CAN H, CAN L, CAN H, CAN L, CAN H, CAN L, OUT +, OUT -, and a list of vehicle sensors and functions.

Attention:

FORD E-TRANSIT (Electric)

year: 2022 →

with and without Keyless System

program №: 14313

from: 2022-12-21

Table with 3 main sections: connector 8 pin, connector 15 pin, and connector 10 pin. Each section has columns for CAN H, CAN L, CAN H, CAN L, CAN H, CAN L, OUT +, OUT -, and a list of vehicle sensors and functions.

Attention:

Switches [Icons]

**FORD E450 SUPER DUTY**

year: 2021 →

program #: 14446

from: 2022-12-02

| connector 8 pin |        |        |        |        |        |                           |                         |
|-----------------|--------|--------|--------|--------|--------|---------------------------|-------------------------|
| CAN H           | CAN L  | CAN H  | CAN L  | CAN H  | CAN L  | OUT +                     | OUT -                   |
| CAN1-H          | CAN1-L | CAN2-H | CAN2-L | CAN3-H | CAN3-L | Alternative blink control | Alt. contr. centr. lock |
| 1               | 2      | 3      | 4      | 5      | 6      | 7                         | 8                       |
| +               | +      | +      | +      | +      | +      | +                         | +                       |

| connector 15 pin   |                        |           |            |                  |              |                     |                       |                    |                     |              |                |                    |          |              |
|--------------------|------------------------|-----------|------------|------------------|--------------|---------------------|-----------------------|--------------------|---------------------|--------------|----------------|--------------------|----------|--------------|
| OUT                | OUT                    | OUT       | OUT        | OUT              | OUT          | OUT                 | OUT                   | OUT                | OUT                 | OUT          | OUT            | OUT                | OUT      | OUT          |
| Driver door sensor | Passengers door sensor | Trunk lid | Hood sense | Original alarm++ | Arming state | Lock factory remote | Unlock factory remote | Any button pressed | Handbrake / Parking | Speed 10kmph | Engine running | Engine speed (RPM) | Ignition | Key inserted |
| 1                  | 2                      | 3         | 4          | 5                | 6            | 7                   | 8                     | 9                  | 10                  | 11           | 12             | 13                 | 14       | 15           |
| +                  | +                      | +         | +          | +                | +            | +                   | +                     | +                  | +                   | +            | +              | +                  | +        | +            |

| connector 10 pin |                           |                     |                    |                     |               |                   |                   |     |          |
|------------------|---------------------------|---------------------|--------------------|---------------------|---------------|-------------------|-------------------|-----|----------|
| OUT              | IN                        | IN                  | IN                 | IN                  | IN            | IN                | IN                | IN  | IN       |
| Footbrake        | Drivers door opening sim. | Turn off the engine | Turn on the engine | Turn signal control | Trunk release | Opening all doors | Closing all doors | GND | PWR +12V |
| 1                | 2                         | 3                   | 4                  | 5                   | 6             | 7                 | 8                 | 9   | 10       |
| +                | +                         | +                   | +                  | +                   | +             | +                 | +                 | +   | +        |

Attention:

**FORD ECO SPORT (ACTIVE)**

year: 2022 →

with and without Keyless System

program #: 14415

from: 2024-01-03

| connector 8 pin |        |        |        |        |        |                           |                         |
|-----------------|--------|--------|--------|--------|--------|---------------------------|-------------------------|
| CAN H           | CAN L  | CAN H  | CAN L  | CAN H  | CAN L  | OUT +                     | OUT -                   |
| CAN1-H          | CAN1-L | CAN2-H | CAN2-L | CAN3-H | CAN3-L | Alternative blink control | Alt. contr. centr. lock |
| 1               | 2      | 3      | 4      | 5      | 6      | 7                         | 8                       |
| +               | +      | +      | +      | +      | +      | +                         | +                       |

| connector 15 pin   |                        |           |            |                  |              |                     |                       |                    |                     |              |                |                    |          |              |
|--------------------|------------------------|-----------|------------|------------------|--------------|---------------------|-----------------------|--------------------|---------------------|--------------|----------------|--------------------|----------|--------------|
| OUT                | OUT                    | OUT       | OUT        | OUT              | OUT          | OUT                 | OUT                   | OUT                | OUT                 | OUT          | OUT            | OUT                | OUT      | OUT          |
| Driver door sensor | Passengers door sensor | Trunk lid | Hood sense | Original alarm++ | Arming state | Lock factory remote | Unlock factory remote | Any button pressed | Handbrake / Parking | Speed 10kmph | Engine running | Engine speed (RPM) | Ignition | Key inserted |
| 1                  | 2                      | 3         | 4          | 5                | 6            | 7                   | 8                     | 9                  | 10                  | 11           | 12             | 13                 | 14       | 15           |
| +                  | +                      | +         | +          | +                | +            | +                   | +                     | +                  | +                   | +            | +              | +                  | +        | +            |

| connector 10 pin |                           |                     |                    |                     |               |                   |                   |     |          |
|------------------|---------------------------|---------------------|--------------------|---------------------|---------------|-------------------|-------------------|-----|----------|
| OUT              | IN                        | IN                  | IN                 | IN                  | IN            | IN                | IN                | IN  | IN       |
| Footbrake        | Drivers door opening sim. | Turn off the engine | Turn on the engine | Turn signal control | Trunk release | Opening all doors | Closing all doors | GND | PWR +12V |
| 1                | 2                         | 3                   | 4                  | 5                   | 6             | 7                 | 8                 | 9   | 10       |
| +                | +                         | +                   | +                  | +                   | +             | +                 | +                 | +   | +        |

Attention:

**FORD ECO SPORT (TREND)**

year: 2018 →

without Keyless System

program #: 13977

from: 2022-12-21

| connector 8 pin |        |        |        |        |        |                           |                         |
|-----------------|--------|--------|--------|--------|--------|---------------------------|-------------------------|
| CAN H           | CAN L  | CAN H  | CAN L  | CAN H  | CAN L  | OUT +                     | OUT -                   |
| CAN1-H          | CAN1-L | CAN2-H | CAN2-L | CAN3-H | CAN3-L | Alternative blink control | Alt. contr. centr. lock |
| 1               | 2      | 3      | 4      | 5      | 6      | 7                         | 8                       |
| +               | +      | +      | +      | +      | +      | +                         | +                       |

| connector 15 pin   |                        |           |            |                  |              |                     |                       |                    |                     |              |                |                    |          |              |
|--------------------|------------------------|-----------|------------|------------------|--------------|---------------------|-----------------------|--------------------|---------------------|--------------|----------------|--------------------|----------|--------------|
| OUT                | OUT                    | OUT       | OUT        | OUT              | OUT          | OUT                 | OUT                   | OUT                | OUT                 | OUT          | OUT            | OUT                | OUT      | OUT          |
| Driver door sensor | Passengers door sensor | Trunk lid | Hood sense | Original alarm++ | Arming state | Lock factory remote | Unlock factory remote | Any button pressed | Handbrake / Parking | Speed 10kmph | Engine running | Engine speed (RPM) | Ignition | Key inserted |
| 1                  | 2                      | 3         | 4          | 5                | 6            | 7                   | 8                     | 9                  | 10                  | 11           | 12             | 13                 | 14       | 15           |
| +                  | +                      | +         | +          | +                | +            | +                   | +                     | +                  | +                   | +            | +              | +                  | +        | +            |

| connector 10 pin |                           |                     |                    |                     |               |                   |                   |     |          |
|------------------|---------------------------|---------------------|--------------------|---------------------|---------------|-------------------|-------------------|-----|----------|
| OUT              | IN                        | IN                  | IN                 | IN                  | IN            | IN                | IN                | IN  | IN       |
| Footbrake        | Drivers door opening sim. | Turn off the engine | Turn on the engine | Turn signal control | Trunk release | Opening all doors | Closing all doors | GND | PWR +12V |
| 1                | 2                         | 3                   | 4                  | 5                   | 6             | 7                 | 8                 | 9   | 10       |
| +                | +                         | +                   | +                  | +                   | +             | +                 | +                 | +   | +        |

Attention:

**FORD ECO SPORT (TITANIUM)**

year: 2017 →

with and without Keyless System

program #: 12261

from: 2022-12-21

| connector 8 pin |        |        |        |        |        |                           |                         |
|-----------------|--------|--------|--------|--------|--------|---------------------------|-------------------------|
| CAN H           | CAN L  | CAN H  | CAN L  | CAN H  | CAN L  | OUT +                     | OUT -                   |
| CAN1-H          | CAN1-L | CAN2-H | CAN2-L | CAN3-H | CAN3-L | Alternative blink control | Alt. contr. centr. lock |
| 1               | 2      | 3      | 4      | 5      | 6      | 7                         | 8                       |
| +               | +      | +      | +      | +      | +      | +                         | +                       |

| connector 15 pin   |                        |           |            |                  |              |                     |                       |                    |                     |              |                |                    |          |              |
|--------------------|------------------------|-----------|------------|------------------|--------------|---------------------|-----------------------|--------------------|---------------------|--------------|----------------|--------------------|----------|--------------|
| OUT                | OUT                    | OUT       | OUT        | OUT              | OUT          | OUT                 | OUT                   | OUT                | OUT                 | OUT          | OUT            | OUT                | OUT      | OUT          |
| Driver door sensor | Passengers door sensor | Trunk lid | Hood sense | Original alarm++ | Arming state | Lock factory remote | Unlock factory remote | Any button pressed | Handbrake / Parking | Speed 10kmph | Engine running | Engine speed (RPM) | Ignition | Key inserted |
| 1                  | 2                      | 3         | 4          | 5                | 6            | 7                   | 8                     | 9                  | 10                  | 11           | 12             | 13                 | 14       | 15           |
| +                  | +                      | +         | +          | +                | +            | +                   | +                     | +                  | +                   | +            | +              | +                  | +        | +            |

| connector 10 pin |                           |                     |                    |                     |               |                   |                   |     |          |
|------------------|---------------------------|---------------------|--------------------|---------------------|---------------|-------------------|-------------------|-----|----------|
| OUT              | IN                        | IN                  | IN                 | IN                  | IN            | IN                | IN                | IN  | IN       |
| Footbrake        | Drivers door opening sim. | Turn off the engine | Turn on the engine | Turn signal control | Trunk release | Opening all doors | Closing all doors | GND | PWR +12V |
| 1                | 2                         | 3                   | 4                  | 5                   | 6             | 7                 | 8                 | 9   | 10       |
| +                | +                         | +                   | +                  | +                   | +             | +                 | +                 | +   | +        |

Attention:

**FORD ECO SPORT (TREND)**

year: 2014 →

without Keyless System

program #: 11575

from: 2017-09-01

| connector 8 pin |        |        |        |        |        |                           |                         |
|-----------------|--------|--------|--------|--------|--------|---------------------------|-------------------------|
| CAN H           | CAN L  | CAN H  | CAN L  | CAN H  | CAN L  | OUT +                     | OUT -                   |
| CAN1-H          | CAN1-L | CAN2-H | CAN2-L | CAN3-H | CAN3-L | Alternative blink control | Alt. contr. centr. lock |
| 1               | 2      | 3      | 4      | 5      | 6      | 7                         | 8                       |
| +               | +      | +      | +      | +      | +      | +                         | +                       |

| connector 15 pin   |                        |           |            |                  |              |                     |                       |                    |                     |              |                |                    |          |              |
|--------------------|------------------------|-----------|------------|------------------|--------------|---------------------|-----------------------|--------------------|---------------------|--------------|----------------|--------------------|----------|--------------|
| OUT                | OUT                    | OUT       | OUT        | OUT              | OUT          | OUT                 | OUT                   | OUT                | OUT                 | OUT          | OUT            | OUT                | OUT      | OUT          |
| Driver door sensor | Passengers door sensor | Trunk lid | Hood sense | Original alarm++ | Arming state | Lock factory remote | Unlock factory remote | Any button pressed | Handbrake / Parking | Speed 10kmph | Engine running | Engine speed (RPM) | Ignition | Key inserted |
| 1                  | 2                      | 3         | 4          | 5                | 6            | 7                   | 8                     | 9                  | 10                  | 11           | 12             | 13                 | 14       | 15           |
| +                  | +                      | +         | +          | +                | +            | +                   | +                     | +                  | +                   | +            | +              | +                  | +        | +            |

| connector 10 pin |                           |                     |                    |                     |               |                   |                   |     |          |
|------------------|---------------------------|---------------------|--------------------|---------------------|---------------|-------------------|-------------------|-----|----------|
| OUT              | IN                        | IN                  | IN                 | IN                  | IN            | IN                | IN                | IN  | IN       |
| Footbrake        | Drivers door opening sim. | Turn off the engine | Turn on the engine | Turn signal control | Trunk release | Opening all doors | Closing all doors | GND | PWR +12V |
| 1                | 2                         | 3                   | 4                  | 5                   | 6             | 7                 | 8                 | 9   | 10       |
| +                | +                         | +                   | +                  | +                   | +             | +                 | +                 | +   | +        |

Attention:

Switches

**FORD ECO SPORT (TITANIUM)**

year: 2014 →

with and without Keyless System

program №: 11583

from: 2017-09-01

| connector 8 pin |        |        |        |        |        |                           |                         |
|-----------------|--------|--------|--------|--------|--------|---------------------------|-------------------------|
| CAN H           | CAN L  | CAN H  | CAN L  | CAN H  | CAN L  | OUT +                     | OUT -                   |
| CAN1-H          | CAN1-L | CAN2-H | CAN2-L | CAN3-H | CAN3-L | Alternative blink control | Alt. contr. centr. lock |
| 1               | 2      | 3      | 4      | 5      | 6      | 7                         | 8                       |
| +               | +      | +      | +      | +      | +      | +                         | +                       |

| connector 15 pin   |                        |           |            |                  |              |                     |                       |                    |                     |              |                |                    |          |              |
|--------------------|------------------------|-----------|------------|------------------|--------------|---------------------|-----------------------|--------------------|---------------------|--------------|----------------|--------------------|----------|--------------|
| OUT                | OUT                    | OUT       | OUT        | OUT              | OUT          | OUT                 | OUT                   | OUT                | OUT                 | OUT          | OUT            | OUT                | OUT      | OUT          |
| Driver door sensor | Passengers door sensor | Trunk lid | Hood sense | Original alarm++ | Arming state | Lock factory remote | Unlock factory remote | Any button pressed | Handbrake / Parking | Speed 10kmph | Engine running | Engine speed (RPM) | Ignition | Key inserted |
| 1                  | 2                      | 3         | 4          | 5                | 6            | 7                   | 8                     | 9                  | 10                  | 11           | 12             | 13                 | 14       | 15           |
| +                  | +                      | +         | +          | +                | +            | +                   | +                     | +                  | +                   | +            | +              | +                  | +        | +            |

| connector 10 pin |                           |                     |                    |                     |               |                   |                   |     |          |
|------------------|---------------------------|---------------------|--------------------|---------------------|---------------|-------------------|-------------------|-----|----------|
| OUT              | IN                        | IN                  | IN                 | IN                  | IN            | IN                | IN                | IN  | IN       |
| Footbrake        | Drivers door opening sim. | Turn off the engine | Turn on the engine | Turn signal control | Trunk release | Opening all doors | Closing all doors | GND | PWR +12V |
| 1                | 2                         | 3                   | 4                  | 5                   | 6             | 7                 | 8                 | 9   | 10       |
| +                | +                         | +                   | +                  | +                   | +             | +                 | +                 | +   | +        |

|                              |
|------------------------------|
| Contr. of factory alarm      |
| Contr.c.lock. when ign.is on |
| Comfort closure              |

Attention:

**FORD EDGE**

year: 2019 →

with and without Keyless System

program №: 12897

from: 2023-02-22

| connector 8 pin |        |        |        |        |        |                           |                         |
|-----------------|--------|--------|--------|--------|--------|---------------------------|-------------------------|
| CAN H           | CAN L  | CAN H  | CAN L  | CAN H  | CAN L  | OUT +                     | OUT -                   |
| CAN1-H          | CAN1-L | CAN2-H | CAN2-L | CAN3-H | CAN3-L | Alternative blink control | Alt. contr. centr. lock |
| 1               | 2      | 3      | 4      | 5      | 6      | 7                         | 8                       |
| +               | +      | +      | +      | +      | +      | +                         | +                       |

| connector 15 pin   |                        |           |            |                  |              |                     |                       |                    |                     |              |                |                    |          |              |
|--------------------|------------------------|-----------|------------|------------------|--------------|---------------------|-----------------------|--------------------|---------------------|--------------|----------------|--------------------|----------|--------------|
| OUT                | OUT                    | OUT       | OUT        | OUT              | OUT          | OUT                 | OUT                   | OUT                | OUT                 | OUT          | OUT            | OUT                | OUT      | OUT          |
| Driver door sensor | Passengers door sensor | Trunk lid | Hood sense | Original alarm++ | Arming state | Lock factory remote | Unlock factory remote | Any button pressed | Handbrake / Parking | Speed 10kmph | Engine running | Engine speed (RPM) | Ignition | Key inserted |
| 1                  | 2                      | 3         | 4          | 5                | 6            | 7                   | 8                     | 9                  | 10                  | 11           | 12             | 13                 | 14       | 15           |
| +                  | +                      | +         | +          | +                | +            | +                   | +                     | +                  | +                   | +            | +              | +                  | +        | +            |

| connector 10 pin |                           |                     |                    |                     |               |                   |                   |     |          |
|------------------|---------------------------|---------------------|--------------------|---------------------|---------------|-------------------|-------------------|-----|----------|
| OUT              | IN                        | IN                  | IN                 | IN                  | IN            | IN                | IN                | IN  | IN       |
| Footbrake        | Drivers door opening sim. | Turn off the engine | Turn on the engine | Turn signal control | Trunk release | Opening all doors | Closing all doors | GND | PWR +12V |
| 1                | 2                         | 3                   | 4                  | 5                   | 6             | 7                 | 8                 | 9   | 10       |
| +                | +                         | +                   | +                  | +                   | +             | +                 | +                 | +   | +        |

|                              |
|------------------------------|
| Contr. of factory alarm      |
| Contr.c.lock. when ign.is on |
| Comfort closure              |

Attention:

**FORD EDGE (Keyless)**

year: 2017 →

with Keyless System

program №: 11978

from: 2023-02-22

| connector 8 pin |        |        |        |        |        |                           |                         |
|-----------------|--------|--------|--------|--------|--------|---------------------------|-------------------------|
| CAN H           | CAN L  | CAN H  | CAN L  | CAN H  | CAN L  | OUT +                     | OUT -                   |
| CAN1-H          | CAN1-L | CAN2-H | CAN2-L | CAN3-H | CAN3-L | Alternative blink control | Alt. contr. centr. lock |
| 1               | 2      | 3      | 4      | 5      | 6      | 7                         | 8                       |
| +               | +      | +      | +      | +      | +      | +                         | +                       |

| connector 15 pin   |                        |           |            |                  |              |                     |                       |                    |                     |              |                |                    |          |              |
|--------------------|------------------------|-----------|------------|------------------|--------------|---------------------|-----------------------|--------------------|---------------------|--------------|----------------|--------------------|----------|--------------|
| OUT                | OUT                    | OUT       | OUT        | OUT              | OUT          | OUT                 | OUT                   | OUT                | OUT                 | OUT          | OUT            | OUT                | OUT      | OUT          |
| Driver door sensor | Passengers door sensor | Trunk lid | Hood sense | Original alarm++ | Arming state | Lock factory remote | Unlock factory remote | Any button pressed | Handbrake / Parking | Speed 10kmph | Engine running | Engine speed (RPM) | Ignition | Key inserted |
| 1                  | 2                      | 3         | 4          | 5                | 6            | 7                   | 8                     | 9                  | 10                  | 11           | 12             | 13                 | 14       | 15           |
| +                  | +                      | +         | +          | +                | +            | +                   | +                     | +                  | +                   | +            | +              | +                  | +        | +            |

| connector 10 pin |                           |                     |                    |                     |               |                   |                   |     |          |
|------------------|---------------------------|---------------------|--------------------|---------------------|---------------|-------------------|-------------------|-----|----------|
| OUT              | IN                        | IN                  | IN                 | IN                  | IN            | IN                | IN                | IN  | IN       |
| Footbrake        | Drivers door opening sim. | Turn off the engine | Turn on the engine | Turn signal control | Trunk release | Opening all doors | Closing all doors | GND | PWR +12V |
| 1                | 2                         | 3                   | 4                  | 5                   | 6             | 7                 | 8                 | 9   | 10       |
| +                | +                         | +                   | +                  | +                   | +             | +                 | +                 | +   | +        |

|                              |
|------------------------------|
| Contr. of factory alarm      |
| Contr.c.lock. when ign.is on |
| Comfort closure              |

Attention:

**FORD EDGE**

year: 2013 →

with and without Keyless System

program №: 11424

from: 2022-12-21

| connector 8 pin |        |        |        |        |        |                           |                         |
|-----------------|--------|--------|--------|--------|--------|---------------------------|-------------------------|
| CAN H           | CAN L  | CAN H  | CAN L  | CAN H  | CAN L  | OUT +                     | OUT -                   |
| CAN1-H          | CAN1-L | CAN2-H | CAN2-L | CAN3-H | CAN3-L | Alternative blink control | Alt. contr. centr. lock |
| 1               | 2      | 3      | 4      | 5      | 6      | 7                         | 8                       |
| +               | +      | +      | +      | +      | +      | +                         | +                       |

| connector 15 pin   |                        |           |            |                  |              |                     |                       |                    |                     |              |                |                    |          |              |
|--------------------|------------------------|-----------|------------|------------------|--------------|---------------------|-----------------------|--------------------|---------------------|--------------|----------------|--------------------|----------|--------------|
| OUT                | OUT                    | OUT       | OUT        | OUT              | OUT          | OUT                 | OUT                   | OUT                | OUT                 | OUT          | OUT            | OUT                | OUT      | OUT          |
| Driver door sensor | Passengers door sensor | Trunk lid | Hood sense | Original alarm++ | Arming state | Lock factory remote | Unlock factory remote | Any button pressed | Handbrake / Parking | Speed 10kmph | Engine running | Engine speed (RPM) | Ignition | Key inserted |
| 1                  | 2                      | 3         | 4          | 5                | 6            | 7                   | 8                     | 9                  | 10                  | 11           | 12             | 13                 | 14       | 15           |
| +                  | +                      | +         | +          | +                | +            | +                   | +                     | +                  | +                   | +            | +              | +                  | +        | +            |

| connector 10 pin |                           |                     |                    |                     |               |                   |                   |     |          |
|------------------|---------------------------|---------------------|--------------------|---------------------|---------------|-------------------|-------------------|-----|----------|
| OUT              | IN                        | IN                  | IN                 | IN                  | IN            | IN                | IN                | IN  | IN       |
| Footbrake        | Drivers door opening sim. | Turn off the engine | Turn on the engine | Turn signal control | Trunk release | Opening all doors | Closing all doors | GND | PWR +12V |
| 1                | 2                         | 3                   | 4                  | 5                   | 6             | 7                 | 8                 | 9   | 10       |
| +                | +                         | +                   | +                  | +                   | +             | +                 | +                 | +   | +        |

|                              |
|------------------------------|
| Contr. of factory alarm      |
| Contr.c.lock. when ign.is on |
| Comfort closure              |

Attention:

**FORD ESCAPE (SE)**

year: 2020 →

without Keyless System

program №: 13976

from: 2023-02-22

| connector 8 pin |        |        |        |        |        |                           |                         |
|-----------------|--------|--------|--------|--------|--------|---------------------------|-------------------------|
| CAN H           | CAN L  | CAN H  | CAN L  | CAN H  | CAN L  | OUT +                     | OUT -                   |
| CAN1-H          | CAN1-L | CAN2-H | CAN2-L | CAN3-H | CAN3-L | Alternative blink control | Alt. contr. centr. lock |
| 1               | 2      | 3      | 4      | 5      | 6      | 7                         | 8                       |
| +               | +      | +      | +      | +      | +      | +                         | +                       |

| connector 15 pin   |                        |           |            |                  |              |                     |                       |                    |                     |              |                |                    |          |              |
|--------------------|------------------------|-----------|------------|------------------|--------------|---------------------|-----------------------|--------------------|---------------------|--------------|----------------|--------------------|----------|--------------|
| OUT                | OUT                    | OUT       | OUT        | OUT              | OUT          | OUT                 | OUT                   | OUT                | OUT                 | OUT          | OUT            | OUT                | OUT      | OUT          |
| Driver door sensor | Passengers door sensor | Trunk lid | Hood sense | Original alarm++ | Arming state | Lock factory remote | Unlock factory remote | Any button pressed | Handbrake / Parking | Speed 10kmph | Engine running | Engine speed (RPM) | Ignition | Key inserted |
| 1                  | 2                      | 3         | 4          | 5                | 6            | 7                   | 8                     | 9                  | 10                  | 11           | 12             | 13                 | 14       | 15           |
| +                  | +                      | +         | +          | +                | +            | +                   | +                     | +                  | +                   | +            | +              | +                  | +        | +            |

| connector 10 pin |                           |                     |                    |                     |               |                   |                   |     |          |
|------------------|---------------------------|---------------------|--------------------|---------------------|---------------|-------------------|-------------------|-----|----------|
| OUT              | IN                        | IN                  | IN                 | IN                  | IN            | IN                | IN                | IN  | IN       |
| Footbrake        | Drivers door opening sim. | Turn off the engine | Turn on the engine | Turn signal control | Trunk release | Opening all doors | Closing all doors | GND | PWR +12V |
| 1                | 2                         | 3                   | 4                  | 5                   | 6             | 7                 | 8                 | 9   | 10       |
| +                | +                         | +                   | +                  | +                   | +             | +                 | +                 | +   | +        |

|                              |
|------------------------------|
| Contr. of factory alarm      |
| Contr.c.lock. when ign.is on |
| Comfort closure              |

Attention:

Switches: [Icons]

**FORD ESCAPE (SE)**

year: 2017 →

without Keyless System

program No: 12587

from: 2021-12-30

| connector 8 pin |        |        |        |        |        |                           |                         |
|-----------------|--------|--------|--------|--------|--------|---------------------------|-------------------------|
| CAN H           | CAN L  | CAN H  | CAN L  | CAN H  | CAN L  | OUT +                     | OUT -                   |
| CAN1-H          | CAN1-L | CAN2-H | CAN2-L | CAN3-H | CAN3-L | Alternative blink control | Alt. contr. centr. lock |
| 1               | 2      | 3      | 4      | 5      | 6      | 7                         | 8                       |
| +               | +      | +      | +      | +      | +      | +                         | +                       |

| connector 15 pin   |                        |           |            |                  |              |                     |                       |                    |                     |              |                |                    |          |              |
|--------------------|------------------------|-----------|------------|------------------|--------------|---------------------|-----------------------|--------------------|---------------------|--------------|----------------|--------------------|----------|--------------|
| OUT                | OUT                    | OUT       | OUT        | OUT              | OUT          | OUT                 | OUT                   | OUT                | OUT                 | OUT          | OUT            | OUT                | OUT      | OUT          |
| Driver door sensor | Passengers door sensor | Trunk lid | Hood sense | Original alarm++ | Arming state | Lock factory remote | Unlock factory remote | Any button pressed | Handbrake / Parking | Speed 10kmph | Engine running | Engine speed (RPM) | Ignition | Key inserted |
| 1                  | 2                      | 3         | 4          | 5                | 6            | 7                   | 8                     | 9                  | 10                  | 11           | 12             | 13                 | 14       | 15           |
| +                  | +                      | +         | +          | +                | +            | +                   | +                     | +                  | +                   | +            | +              | +                  | +        | +            |

| connector 10 pin |                           |                     |                    |                     |               |                   |                   |     |          |
|------------------|---------------------------|---------------------|--------------------|---------------------|---------------|-------------------|-------------------|-----|----------|
| OUT              | IN                        | IN                  | IN                 | IN                  | IN            | IN                | IN                | IN  | IN       |
| Footbrake        | Drivers door opening sim. | Turn off the engine | Turn on the engine | Turn signal control | Trunk release | Opening all doors | Closing all doors | GND | PWR +12V |
| 1                | 2                         | 3                   | 4                  | 5                   | 6             | 7                 | 8                 | 9   | 10       |
| +                | +                         | +                   | +                  | +                   | +             | +                 | +                 | +   | +        |

|                         |                              |                 |
|-------------------------|------------------------------|-----------------|
| Contr. of factory alarm | Contr.c.lock. when ign.is on | Comfort closure |
| +                       | +                            | +               |

Attention:

**FORD ESCAPE (TITANIUM)**

year: 2013 →

with and without Keyless System

program No: 12415

from: 2021-12-30

| connector 8 pin |        |        |        |        |        |                           |                         |
|-----------------|--------|--------|--------|--------|--------|---------------------------|-------------------------|
| CAN H           | CAN L  | CAN H  | CAN L  | CAN H  | CAN L  | OUT +                     | OUT -                   |
| CAN1-H          | CAN1-L | CAN2-H | CAN2-L | CAN3-H | CAN3-L | Alternative blink control | Alt. contr. centr. lock |
| 1               | 2      | 3      | 4      | 5      | 6      | 7                         | 8                       |
| +               | +      | +      | +      | +      | +      | +                         | +                       |

| connector 15 pin   |                        |           |            |                  |              |                     |                       |                    |                     |              |                |                    |          |              |
|--------------------|------------------------|-----------|------------|------------------|--------------|---------------------|-----------------------|--------------------|---------------------|--------------|----------------|--------------------|----------|--------------|
| OUT                | OUT                    | OUT       | OUT        | OUT              | OUT          | OUT                 | OUT                   | OUT                | OUT                 | OUT          | OUT            | OUT                | OUT      | OUT          |
| Driver door sensor | Passengers door sensor | Trunk lid | Hood sense | Original alarm++ | Arming state | Lock factory remote | Unlock factory remote | Any button pressed | Handbrake / Parking | Speed 10kmph | Engine running | Engine speed (RPM) | Ignition | Key inserted |
| 1                  | 2                      | 3         | 4          | 5                | 6            | 7                   | 8                     | 9                  | 10                  | 11           | 12             | 13                 | 14       | 15           |
| +                  | +                      | +         | +          | +                | +            | +                   | +                     | +                  | +                   | +            | +              | +                  | +        | +            |

| connector 10 pin |                           |                     |                    |                     |               |                   |                   |     |          |
|------------------|---------------------------|---------------------|--------------------|---------------------|---------------|-------------------|-------------------|-----|----------|
| OUT              | IN                        | IN                  | IN                 | IN                  | IN            | IN                | IN                | IN  | IN       |
| Footbrake        | Drivers door opening sim. | Turn off the engine | Turn on the engine | Turn signal control | Trunk release | Opening all doors | Closing all doors | GND | PWR +12V |
| 1                | 2                         | 3                   | 4                  | 5                   | 6             | 7                 | 8                 | 9   | 10       |
| +                | +                         | +                   | +                  | +                   | +             | +                 | +                 | +   | +        |

|                         |                              |                 |
|-------------------------|------------------------------|-----------------|
| Contr. of factory alarm | Contr.c.lock. when ign.is on | Comfort closure |
| +                       | +                            | +               |

Attention:

**FORD EXPLORER (U625)**

year: 2020 →

with and without Keyless System

program No: 14111

from: 2023-02-22

| connector 8 pin |        |        |        |        |        |                           |                         |
|-----------------|--------|--------|--------|--------|--------|---------------------------|-------------------------|
| CAN H           | CAN L  | CAN H  | CAN L  | CAN H  | CAN L  | OUT +                     | OUT -                   |
| CAN1-H          | CAN1-L | CAN2-H | CAN2-L | CAN3-H | CAN3-L | Alternative blink control | Alt. contr. centr. lock |
| 1               | 2      | 3      | 4      | 5      | 6      | 7                         | 8                       |
| +               | +      | +      | +      | +      | +      | +                         | +                       |

| connector 15 pin   |                        |           |            |                  |              |                     |                       |                    |                     |              |                |                    |          |              |
|--------------------|------------------------|-----------|------------|------------------|--------------|---------------------|-----------------------|--------------------|---------------------|--------------|----------------|--------------------|----------|--------------|
| OUT                | OUT                    | OUT       | OUT        | OUT              | OUT          | OUT                 | OUT                   | OUT                | OUT                 | OUT          | OUT            | OUT                | OUT      | OUT          |
| Driver door sensor | Passengers door sensor | Trunk lid | Hood sense | Original alarm++ | Arming state | Lock factory remote | Unlock factory remote | Any button pressed | Handbrake / Parking | Speed 10kmph | Engine running | Engine speed (RPM) | Ignition | Key inserted |
| 1                  | 2                      | 3         | 4          | 5                | 6            | 7                   | 8                     | 9                  | 10                  | 11           | 12             | 13                 | 14       | 15           |
| +                  | +                      | +         | +          | +                | +            | +                   | +                     | +                  | +                   | +            | +              | +                  | +        | +            |

| connector 10 pin |                           |                     |                    |                     |               |                   |                   |     |          |
|------------------|---------------------------|---------------------|--------------------|---------------------|---------------|-------------------|-------------------|-----|----------|
| OUT              | IN                        | IN                  | IN                 | IN                  | IN            | IN                | IN                | IN  | IN       |
| Footbrake        | Drivers door opening sim. | Turn off the engine | Turn on the engine | Turn signal control | Trunk release | Opening all doors | Closing all doors | GND | PWR +12V |
| 1                | 2                         | 3                   | 4                  | 5                   | 6             | 7                 | 8                 | 9   | 10       |
| +                | +                         | +                   | +                  | +                   | +             | +                 | +                 | +   | +        |

|                         |                              |                 |
|-------------------------|------------------------------|-----------------|
| Contr. of factory alarm | Contr.c.lock. when ign.is on | Comfort closure |
| +                       | +                            | +               |

Attention:

**FORD EXPLORER (U502)**

year: 2016 →

with and without Keyless System (with factory alarm)

program No: 11843

from: 2022-12-21

| connector 8 pin |        |        |        |        |        |                           |                         |
|-----------------|--------|--------|--------|--------|--------|---------------------------|-------------------------|
| CAN H           | CAN L  | CAN H  | CAN L  | CAN H  | CAN L  | OUT +                     | OUT -                   |
| CAN1-H          | CAN1-L | CAN2-H | CAN2-L | CAN3-H | CAN3-L | Alternative blink control | Alt. contr. centr. lock |
| 1               | 2      | 3      | 4      | 5      | 6      | 7                         | 8                       |
| +               | +      | +      | +      | +      | +      | +                         | +                       |

| connector 15 pin   |                        |           |            |                  |              |                     |                       |                    |                     |              |                |                    |          |              |
|--------------------|------------------------|-----------|------------|------------------|--------------|---------------------|-----------------------|--------------------|---------------------|--------------|----------------|--------------------|----------|--------------|
| OUT                | OUT                    | OUT       | OUT        | OUT              | OUT          | OUT                 | OUT                   | OUT                | OUT                 | OUT          | OUT            | OUT                | OUT      | OUT          |
| Driver door sensor | Passengers door sensor | Trunk lid | Hood sense | Original alarm++ | Arming state | Lock factory remote | Unlock factory remote | Any button pressed | Handbrake / Parking | Speed 10kmph | Engine running | Engine speed (RPM) | Ignition | Key inserted |
| 1                  | 2                      | 3         | 4          | 5                | 6            | 7                   | 8                     | 9                  | 10                  | 11           | 12             | 13                 | 14       | 15           |
| +                  | +                      | +         | +          | +                | +            | +                   | +                     | +                  | +                   | +            | +              | +                  | +        | +            |

| connector 10 pin |                           |                     |                    |                     |               |                   |                   |     |          |
|------------------|---------------------------|---------------------|--------------------|---------------------|---------------|-------------------|-------------------|-----|----------|
| OUT              | IN                        | IN                  | IN                 | IN                  | IN            | IN                | IN                | IN  | IN       |
| Footbrake        | Drivers door opening sim. | Turn off the engine | Turn on the engine | Turn signal control | Trunk release | Opening all doors | Closing all doors | GND | PWR +12V |
| 1                | 2                         | 3                   | 4                  | 5                   | 6             | 7                 | 8                 | 9   | 10       |
| +                | +                         | +                   | +                  | +                   | +             | +                 | +                 | +   | +        |

|                         |                              |                 |
|-------------------------|------------------------------|-----------------|
| Contr. of factory alarm | Contr.c.lock. when ign.is on | Comfort closure |
| +                       | +                            | +               |

Attention:

**FORD EXPLORER (U502)**

year: 2011 →

with and without Keyless System

program No: 11424

from: 2022-12-21

| connector 8 pin |        |        |        |        |        |                           |                         |
|-----------------|--------|--------|--------|--------|--------|---------------------------|-------------------------|
| CAN H           | CAN L  | CAN H  | CAN L  | CAN H  | CAN L  | OUT +                     | OUT -                   |
| CAN1-H          | CAN1-L | CAN2-H | CAN2-L | CAN3-H | CAN3-L | Alternative blink control | Alt. contr. centr. lock |
| 1               | 2      | 3      | 4      | 5      | 6      | 7                         | 8                       |
| +               | +      | +      | +      | +      | +      | +                         | +                       |

| connector 15 pin   |                        |           |            |                  |              |                     |                       |                    |                     |              |                |                    |          |              |
|--------------------|------------------------|-----------|------------|------------------|--------------|---------------------|-----------------------|--------------------|---------------------|--------------|----------------|--------------------|----------|--------------|
| OUT                | OUT                    | OUT       | OUT        | OUT              | OUT          | OUT                 | OUT                   | OUT                | OUT                 | OUT          | OUT            | OUT                | OUT      | OUT          |
| Driver door sensor | Passengers door sensor | Trunk lid | Hood sense | Original alarm++ | Arming state | Lock factory remote | Unlock factory remote | Any button pressed | Handbrake / Parking | Speed 10kmph | Engine running | Engine speed (RPM) | Ignition | Key inserted |
| 1                  | 2                      | 3         | 4          | 5                | 6            | 7                   | 8                     | 9                  | 10                  | 11           | 12             | 13                 | 14       | 15           |
| +                  | +                      | +         | +          | +                | +            | +                   | +                     | +                  | +                   | +            | +              | +                  | +        | +            |


| connector 10 pin |                           |                     |                    |                     |               |                   |                   |     |          |
|------------------|---------------------------|---------------------|--------------------|---------------------|---------------|-------------------|-------------------|-----|----------|
| OUT              | IN                        | IN                  | IN                 | IN                  | IN            | IN                | IN                | IN  | IN       |
| Footbrake        | Drivers door opening sim. | Turn off the engine | Turn on the engine | Turn signal control | Trunk release | Opening all doors | Closing all doors | GND | PWR +12V |
| 1                | 2                         | 3                   | 4                  | 5                   | 6             | 7                 | 8                 | 9   | 10       |
| +                | +                         | +                   | +                  | +                   | +             | +                 | +                 | +   | +        |

|                         |                              |                 |
|-------------------------|------------------------------|-----------------|
| Contr. of factory alarm | Contr.c.lock. when ign.is on | Comfort closure |
| +                       | +                            | +               |

Attention:

| FORD F150       |        |        |        |        |        |                         |                         |                    |                        | year: 2021 → |            |                  |              |                     |                       |                    |                     |              |                | with and without Keyless System |          |              |           |                           |                     |                    |                     |               |                   | program №: 13883  |     |          |                         |                              |                 |    |    |    |   | from: 2023-09-11 |   |   |   |    |    |    |    |    |    |    |    |    |    |    |
|-----------------|--------|--------|--------|--------|--------|-------------------------|-------------------------|--------------------|------------------------|--------------|------------|------------------|--------------|---------------------|-----------------------|--------------------|---------------------|--------------|----------------|---------------------------------|----------|--------------|-----------|---------------------------|---------------------|--------------------|---------------------|---------------|-------------------|-------------------|-----|----------|-------------------------|------------------------------|-----------------|----|----|----|---|------------------|---|---|---|----|----|----|----|----|----|----|----|----|----|----|
| connector 8 pin |        |        |        |        |        |                         |                         | OUT +              |                        | OUT -        |            | connector 15 pin |              |                     |                       |                    |                     |              |                | OUT +                           |          | OUT -        |           | connector 10 pin          |                     |                    |                     |               |                   |                   |     | OUT +    |                         | OUT -                        |                 |    |    |    |   |                  |   |   |   |    |    |    |    |    |    |    |    |    |    |    |
| CAN H           | CAN L  | CAN H  | CAN L  | CAN H  | CAN L  | CAN H                   | CAN L                   | OUT +              | OUT -                  | OUT          | OUT        | OUT              | OUT          | OUT                 | OUT                   | OUT                | OUT                 | OUT          | OUT            | OUT +                           | OUT -    | OUT          | IN        | IN                        | IN                  | IN                 | IN                  | IN            | IN                | IN                | IN  | IN       | IN                      | IN                           | IN              | IN | IN | IN |   |                  |   |   |   |    |    |    |    |    |    |    |    |    |    |    |
| CAN1-H          | CAN1-L | CAN2-H | CAN2-L | CAN3-H | CAN3-L | Alt. contr. centr. lock | Alt. contr. centr. lock | Driver door sensor | Passengers door sensor | Trunk lid    | Hood sense | Original alarm++ | Arming state | Lock factory remote | Unlock factory remote | Any button pressed | Handbrake / Parking | Speed 10kmph | Engine running | Engine speed (RPM)              | Ignition | Key inserted | Footbrake | Drivers door opening sim. | Turn off the engine | Turn on the engine | Turn signal control | Trunk release | Opening all doors | Closing all doors | GND | PWR +12V | Contr. of factory alarm | Contr.c.lock. when ign.is on | Comfort closure |    |    |    |   |                  |   |   |   |    |    |    |    |    |    |    |    |    |    |    |
| 1               | 2      | 3      | 4      | 5      | 6      | 7                       | 8                       | 1                  | 2                      | 3            | 4          | 5                | 6            | 7                   | 8                     | 9                  | 10                  | 11           | 12             | 13                              | 14       | 15           | 1         | 2                         | 3                   | 4                  | 5                   | 6             | 7                 | 8                 | 9   | 10       | 11                      | 12                           | 1               | 2  | 3  | 4  | 5 | 6                | 7 | 8 | 9 | 10 | 11 | 12 | 13 | 14 | 15 | 16 | 17 | 18 | 19 | 20 |

Attention:



| FORD F150       |        |        |        |        |        |                         |                         |                    |                        | year: 2015 → |            |                  |              |                     |                       |                    |                     |              |                | without Keyless System |          |              |           |                           |                     |                    |                     |               |                   | program №: 12664  |     |          |                         |                              |                 |    |    |    |   | from: 2023-09-11 |   |   |   |    |    |    |    |    |    |    |    |    |    |    |
|-----------------|--------|--------|--------|--------|--------|-------------------------|-------------------------|--------------------|------------------------|--------------|------------|------------------|--------------|---------------------|-----------------------|--------------------|---------------------|--------------|----------------|------------------------|----------|--------------|-----------|---------------------------|---------------------|--------------------|---------------------|---------------|-------------------|-------------------|-----|----------|-------------------------|------------------------------|-----------------|----|----|----|---|------------------|---|---|---|----|----|----|----|----|----|----|----|----|----|----|
| connector 8 pin |        |        |        |        |        |                         |                         | OUT +              |                        | OUT -        |            | connector 15 pin |              |                     |                       |                    |                     |              |                | OUT +                  |          | OUT -        |           | connector 10 pin          |                     |                    |                     |               |                   |                   |     | OUT +    |                         | OUT -                        |                 |    |    |    |   |                  |   |   |   |    |    |    |    |    |    |    |    |    |    |    |
| CAN H           | CAN L  | CAN H  | CAN L  | CAN H  | CAN L  | CAN H                   | CAN L                   | OUT +              | OUT -                  | OUT          | OUT        | OUT              | OUT          | OUT                 | OUT                   | OUT                | OUT                 | OUT          | OUT            | OUT +                  | OUT -    | OUT          | IN        | IN                        | IN                  | IN                 | IN                  | IN            | IN                | IN                | IN  | IN       | IN                      | IN                           | IN              | IN | IN | IN |   |                  |   |   |   |    |    |    |    |    |    |    |    |    |    |    |
| CAN1-H          | CAN1-L | CAN2-H | CAN2-L | CAN3-H | CAN3-L | Alt. contr. centr. lock | Alt. contr. centr. lock | Driver door sensor | Passengers door sensor | Trunk lid    | Hood sense | Original alarm++ | Arming state | Lock factory remote | Unlock factory remote | Any button pressed | Handbrake / Parking | Speed 10kmph | Engine running | Engine speed (RPM)     | Ignition | Key inserted | Footbrake | Drivers door opening sim. | Turn off the engine | Turn on the engine | Turn signal control | Trunk release | Opening all doors | Closing all doors | GND | PWR +12V | Contr. of factory alarm | Contr.c.lock. when ign.is on | Comfort closure |    |    |    |   |                  |   |   |   |    |    |    |    |    |    |    |    |    |    |    |
| 1               | 2      | 3      | 4      | 5      | 6      | 7                       | 8                       | 1                  | 2                      | 3            | 4          | 5                | 6            | 7                   | 8                     | 9                  | 10                  | 11           | 12             | 13                     | 14       | 15           | 1         | 2                         | 3                   | 4                  | 5                   | 6             | 7                 | 8                 | 9   | 10       | 11                      | 12                           | 1               | 2  | 3  | 4  | 5 | 6                | 7 | 8 | 9 | 10 | 11 | 12 | 13 | 14 | 15 | 16 | 17 | 18 | 19 | 20 |

Attention:




| FORD F150 (P415) |        |        |        |        |        |                         |                         |                    |                        | year: 2008 → |            |                  |              |                     |                       |                    |                     |              |                | program №: 14464   |          |              |           |                           |                     |                    |                     |               |                   | from: 2022-12-21  |     |          |                         |                              |                 |    |    |    |   |   |   |   |   |    |    |    |    |    |    |    |    |    |    |    |
|------------------|--------|--------|--------|--------|--------|-------------------------|-------------------------|--------------------|------------------------|--------------|------------|------------------|--------------|---------------------|-----------------------|--------------------|---------------------|--------------|----------------|--------------------|----------|--------------|-----------|---------------------------|---------------------|--------------------|---------------------|---------------|-------------------|-------------------|-----|----------|-------------------------|------------------------------|-----------------|----|----|----|---|---|---|---|---|----|----|----|----|----|----|----|----|----|----|----|
| connector 8 pin  |        |        |        |        |        |                         |                         | OUT +              |                        | OUT -        |            | connector 15 pin |              |                     |                       |                    |                     |              |                | OUT +              |          | OUT -        |           | connector 10 pin          |                     |                    |                     |               |                   |                   |     | OUT +    |                         | OUT -                        |                 |    |    |    |   |   |   |   |   |    |    |    |    |    |    |    |    |    |    |    |
| CAN H            | CAN L  | CAN H  | CAN L  | CAN H  | CAN L  | CAN H                   | CAN L                   | OUT +              | OUT -                  | OUT          | OUT        | OUT              | OUT          | OUT                 | OUT                   | OUT                | OUT                 | OUT          | OUT            | OUT +              | OUT -    | OUT          | IN        | IN                        | IN                  | IN                 | IN                  | IN            | IN                | IN                | IN  | IN       | IN                      | IN                           | IN              | IN | IN | IN |   |   |   |   |   |    |    |    |    |    |    |    |    |    |    |    |
| CAN1-H           | CAN1-L | CAN2-H | CAN2-L | CAN3-H | CAN3-L | Alt. contr. centr. lock | Alt. contr. centr. lock | Driver door sensor | Passengers door sensor | Trunk lid    | Hood sense | Original alarm++ | Arming state | Lock factory remote | Unlock factory remote | Any button pressed | Handbrake / Parking | Speed 10kmph | Engine running | Engine speed (RPM) | Ignition | Key inserted | Footbrake | Drivers door opening sim. | Turn off the engine | Turn on the engine | Turn signal control | Trunk release | Opening all doors | Closing all doors | GND | PWR +12V | Contr. of factory alarm | Contr.c.lock. when ign.is on | Comfort closure |    |    |    |   |   |   |   |   |    |    |    |    |    |    |    |    |    |    |    |
| 1                | 2      | 3      | 4      | 5      | 6      | 7                       | 8                       | 1                  | 2                      | 3            | 4          | 5                | 6            | 7                   | 8                     | 9                  | 10                  | 11           | 12             | 13                 | 14       | 15           | 1         | 2                         | 3                   | 4                  | 5                   | 6             | 7                 | 8                 | 9   | 10       | 11                      | 12                           | 1               | 2  | 3  | 4  | 5 | 6 | 7 | 8 | 9 | 10 | 11 | 12 | 13 | 14 | 15 | 16 | 17 | 18 | 19 | 20 |

Attention:



| FORD F150 LIGHTNING (Electric) |        |        |        |        |        |                         |                         |                    |                        | year: 2022 → |            |                  |              |                     |                       |                    |                     |              |                | with and without Keyless System |          |              |           |                           |                     |                    |                     |               |                   | program №: 14447  |     |          |                         |                              |                 |    |    |    |   | from: 2022-12-03 |   |   |   |    |    |    |    |    |    |    |    |    |    |    |
|--------------------------------|--------|--------|--------|--------|--------|-------------------------|-------------------------|--------------------|------------------------|--------------|------------|------------------|--------------|---------------------|-----------------------|--------------------|---------------------|--------------|----------------|---------------------------------|----------|--------------|-----------|---------------------------|---------------------|--------------------|---------------------|---------------|-------------------|-------------------|-----|----------|-------------------------|------------------------------|-----------------|----|----|----|---|------------------|---|---|---|----|----|----|----|----|----|----|----|----|----|----|
| connector 8 pin                |        |        |        |        |        |                         |                         | OUT +              |                        | OUT -        |            | connector 15 pin |              |                     |                       |                    |                     |              |                | OUT +                           |          | OUT -        |           | connector 10 pin          |                     |                    |                     |               |                   |                   |     | OUT +    |                         | OUT -                        |                 |    |    |    |   |                  |   |   |   |    |    |    |    |    |    |    |    |    |    |    |
| CAN H                          | CAN L  | CAN H  | CAN L  | CAN H  | CAN L  | CAN H                   | CAN L                   | OUT +              | OUT -                  | OUT          | OUT        | OUT              | OUT          | OUT                 | OUT                   | OUT                | OUT                 | OUT          | OUT            | OUT +                           | OUT -    | OUT          | IN        | IN                        | IN                  | IN                 | IN                  | IN            | IN                | IN                | IN  | IN       | IN                      | IN                           | IN              | IN | IN | IN |   |                  |   |   |   |    |    |    |    |    |    |    |    |    |    |    |
| CAN1-H                         | CAN1-L | CAN2-H | CAN2-L | CAN3-H | CAN3-L | Alt. contr. centr. lock | Alt. contr. centr. lock | Driver door sensor | Passengers door sensor | Trunk lid    | Hood sense | Original alarm++ | Arming state | Lock factory remote | Unlock factory remote | Any button pressed | Handbrake / Parking | Speed 10kmph | Engine running | Engine speed (RPM)              | Ignition | Key inserted | Footbrake | Drivers door opening sim. | Turn off the engine | Turn on the engine | Turn signal control | Trunk release | Opening all doors | Closing all doors | GND | PWR +12V | Contr. of factory alarm | Contr.c.lock. when ign.is on | Comfort closure |    |    |    |   |                  |   |   |   |    |    |    |    |    |    |    |    |    |    |    |
| 1                              | 2      | 3      | 4      | 5      | 6      | 7                       | 8                       | 1                  | 2                      | 3            | 4          | 5                | 6            | 7                   | 8                     | 9                  | 10                  | 11           | 12             | 13                              | 14       | 15           | 1         | 2                         | 3                   | 4                  | 5                   | 6             | 7                 | 8                 | 9   | 10       | 11                      | 12                           | 1               | 2  | 3  | 4  | 5 | 6                | 7 | 8 | 9 | 10 | 11 | 12 | 13 | 14 | 15 | 16 | 17 | 18 | 19 | 20 |

Attention:



| FORD F250 SUPER DUTY |        |        |        |        |        |                         |                         |                    |                        | year: 2008 → |            |                  |              |                     |                       |                    |                     |              |                | program №: 11456   |          |              |           |                           |                     |                    |                     |               |                   | from: 2022-12-21  |     |          |                         |                              |                 |    |    |    |   |   |   |   |   |    |    |    |    |    |    |    |    |    |    |    |
|----------------------|--------|--------|--------|--------|--------|-------------------------|-------------------------|--------------------|------------------------|--------------|------------|------------------|--------------|---------------------|-----------------------|--------------------|---------------------|--------------|----------------|--------------------|----------|--------------|-----------|---------------------------|---------------------|--------------------|---------------------|---------------|-------------------|-------------------|-----|----------|-------------------------|------------------------------|-----------------|----|----|----|---|---|---|---|---|----|----|----|----|----|----|----|----|----|----|----|
| connector 8 pin      |        |        |        |        |        |                         |                         | OUT +              |                        | OUT -        |            | connector 15 pin |              |                     |                       |                    |                     |              |                | OUT +              |          | OUT -        |           | connector 10 pin          |                     |                    |                     |               |                   |                   |     | OUT +    |                         | OUT -                        |                 |    |    |    |   |   |   |   |   |    |    |    |    |    |    |    |    |    |    |    |
| CAN H                | CAN L  | CAN H  | CAN L  | CAN H  | CAN L  | CAN H                   | CAN L                   | OUT +              | OUT -                  | OUT          | OUT        | OUT              | OUT          | OUT                 | OUT                   | OUT                | OUT                 | OUT          | OUT            | OUT +              | OUT -    | OUT          | IN        | IN                        | IN                  | IN                 | IN                  | IN            | IN                | IN                | IN  | IN       | IN                      | IN                           | IN              | IN | IN | IN |   |   |   |   |   |    |    |    |    |    |    |    |    |    |    |    |
| CAN1-H               | CAN1-L | CAN2-H | CAN2-L | CAN3-H | CAN3-L | Alt. contr. centr. lock | Alt. contr. centr. lock | Driver door sensor | Passengers door sensor | Trunk lid    | Hood sense | Original alarm++ | Arming state | Lock factory remote | Unlock factory remote | Any button pressed | Handbrake / Parking | Speed 10kmph | Engine running | Engine speed (RPM) | Ignition | Key inserted | Footbrake | Drivers door opening sim. | Turn off the engine | Turn on the engine | Turn signal control | Trunk release | Opening all doors | Closing all doors | GND | PWR +12V | Contr. of factory alarm | Contr.c.lock. when ign.is on | Comfort closure |    |    |    |   |   |   |   |   |    |    |    |    |    |    |    |    |    |    |    |
| 1                    | 2      | 3      | 4      | 5      | 6      | 7                       | 8                       | 1                  | 2                      | 3            | 4          | 5                | 6            | 7                   | 8                     | 9                  | 10                  | 11           | 12             | 13                 | 14       | 15           | 1         | 2                         | 3                   | 4                  | 5                   | 6             | 7                 | 8                 | 9   | 10       | 11                      | 12                           | 1               | 2  | 3  | 4  | 5 | 6 | 7 | 8 | 9 | 10 | 11 | 12 | 13 | 14 | 15 | 16 | 17 | 18 | 19 | 20 |

Attention:





**FORD F650 SUPER DUTY**

year: **2021** →

program #: **14462**

from: **2022-12-06**

| connector 8 pin |        |        |        |        |        |                           |                         |
|-----------------|--------|--------|--------|--------|--------|---------------------------|-------------------------|
| CAN H           | CAN L  | CAN H  | CAN L  | CAN H  | CAN L  | OUT +                     | OUT -                   |
| CAN1-H          | CAN1-L | CAN2-H | CAN2-L | CAN3-H | CAN3-L | Alternative blink control | Alt. contr. centr. lock |
| 1               | 2      | 3      | 4      | 5      | 6      | 7                         | 8                       |
| +               | +      | +      | +      | +      | +      | +                         | +                       |

| connector 15 pin   |                        |           |            |                  |              |                     |                       |                    |                     |              |                |                    |          |              |
|--------------------|------------------------|-----------|------------|------------------|--------------|---------------------|-----------------------|--------------------|---------------------|--------------|----------------|--------------------|----------|--------------|
| OUT                | OUT                    | OUT       | OUT        | OUT              | OUT          | OUT                 | OUT                   | OUT                | OUT                 | OUT          | OUT            | OUT                | OUT      | OUT          |
| Driver door sensor | Passengers door sensor | Trunk lid | Hood sense | Original alarm++ | Arming state | Lock factory remote | Unlock factory remote | Any button pressed | Handbrake / Parking | Speed 10kmph | Engine running | Engine speed (RPM) | Ignition | Key inserted |
| 1                  | 2                      | 3         | 4          | 5                | 6            | 7                   | 8                     | 9                  | 10                  | 11           | 12             | 13                 | 14       | 15           |
| +                  | +                      | +         | +          | +                | +            | +                   | +                     | +                  | +                   | +            | +              | +                  | +        | +            |

| connector 10 pin |                           |                     |                    |                     |               |                   |                   |     |          |
|------------------|---------------------------|---------------------|--------------------|---------------------|---------------|-------------------|-------------------|-----|----------|
| OUT              | IN                        | IN                  | IN                 | IN                  | IN            | IN                | IN                | IN  | +        |
| Footbrake        | Drivers door opening sim. | Turn off the engine | Turn on the engine | Turn signal control | Trunk release | Opening all doors | Closing all doors | GND | PWR +12V |
| 1                | 2                         | 3                   | 4                  | 5                   | 6             | 7                 | 8                 | 9   | 10       |
| +                | -                         | -                   | -                  | +                   | -             | -                 | -                 | -   | +        |

|                              |
|------------------------------|
| Contr. of factory alarm      |
| Contr.c.lock. when ign.is on |
| Comfort closure              |

Attention:

**FORD FIESTA (HF/HG/HJ)**

year: **2022** →

with and without Keyless System

program #: **14343**

from: **2024-01-03**

| connector 8 pin |        |        |        |        |        |                           |                         |
|-----------------|--------|--------|--------|--------|--------|---------------------------|-------------------------|
| CAN H           | CAN L  | CAN H  | CAN L  | CAN H  | CAN L  | OUT +                     | OUT -                   |
| CAN1-H          | CAN1-L | CAN2-H | CAN2-L | CAN3-H | CAN3-L | Alternative blink control | Alt. contr. centr. lock |
| 1               | 2      | 3      | 4      | 5      | 6      | 7                         | 8                       |
| +               | +      | +      | +      | +      | +      | +                         | +                       |

| connector 15 pin   |                        |           |            |                  |              |                     |                       |                    |                     |              |                |                    |          |              |
|--------------------|------------------------|-----------|------------|------------------|--------------|---------------------|-----------------------|--------------------|---------------------|--------------|----------------|--------------------|----------|--------------|
| OUT                | OUT                    | OUT       | OUT        | OUT              | OUT          | OUT                 | OUT                   | OUT                | OUT                 | OUT          | OUT            | OUT                | OUT      | OUT          |
| Driver door sensor | Passengers door sensor | Trunk lid | Hood sense | Original alarm++ | Arming state | Lock factory remote | Unlock factory remote | Any button pressed | Handbrake / Parking | Speed 10kmph | Engine running | Engine speed (RPM) | Ignition | Key inserted |
| 1                  | 2                      | 3         | 4          | 5                | 6            | 7                   | 8                     | 9                  | 10                  | 11           | 12             | 13                 | 14       | 15           |
| +                  | +                      | +         | +          | +                | +            | +                   | +                     | +                  | +                   | +            | +              | +                  | +        | +            |

| connector 10 pin |                           |                     |                    |                     |               |                   |                   |     |          |
|------------------|---------------------------|---------------------|--------------------|---------------------|---------------|-------------------|-------------------|-----|----------|
| OUT              | IN                        | IN                  | IN                 | IN                  | IN            | IN                | IN                | IN  | +        |
| Footbrake        | Drivers door opening sim. | Turn off the engine | Turn on the engine | Turn signal control | Trunk release | Opening all doors | Closing all doors | GND | PWR +12V |
| 1                | 2                         | 3                   | 4                  | 5                   | 6             | 7                 | 8                 | 9   | 10       |
| +                | -                         | -                   | -                  | +                   | -             | -                 | -                 | -   | +        |

|                              |
|------------------------------|
| Contr. of factory alarm      |
| Contr.c.lock. when ign.is on |
| Comfort closure              |

Attention:

**FORD FIESTA**

year: **2020** →

with and without Keyless System

program #: **13754**

from: **2024-01-03**

| connector 8 pin |        |        |        |        |        |                           |                         |
|-----------------|--------|--------|--------|--------|--------|---------------------------|-------------------------|
| CAN H           | CAN L  | CAN H  | CAN L  | CAN H  | CAN L  | OUT +                     | OUT -                   |
| CAN1-H          | CAN1-L | CAN2-H | CAN2-L | CAN3-H | CAN3-L | Alternative blink control | Alt. contr. centr. lock |
| 1               | 2      | 3      | 4      | 5      | 6      | 7                         | 8                       |
| +               | +      | +      | +      | +      | +      | +                         | +                       |

| connector 15 pin   |                        |           |            |                  |              |                     |                       |                    |                     |              |                |                    |          |              |
|--------------------|------------------------|-----------|------------|------------------|--------------|---------------------|-----------------------|--------------------|---------------------|--------------|----------------|--------------------|----------|--------------|
| OUT                | OUT                    | OUT       | OUT        | OUT              | OUT          | OUT                 | OUT                   | OUT                | OUT                 | OUT          | OUT            | OUT                | OUT      | OUT          |
| Driver door sensor | Passengers door sensor | Trunk lid | Hood sense | Original alarm++ | Arming state | Lock factory remote | Unlock factory remote | Any button pressed | Handbrake / Parking | Speed 10kmph | Engine running | Engine speed (RPM) | Ignition | Key inserted |
| 1                  | 2                      | 3         | 4          | 5                | 6            | 7                   | 8                     | 9                  | 10                  | 11           | 12             | 13                 | 14       | 15           |
| +                  | +                      | +         | +          | +                | +            | +                   | +                     | +                  | +                   | +            | +              | +                  | +        | +            |

| connector 10 pin |                           |                     |                    |                     |               |                   |                   |     |          |
|------------------|---------------------------|---------------------|--------------------|---------------------|---------------|-------------------|-------------------|-----|----------|
| OUT              | IN                        | IN                  | IN                 | IN                  | IN            | IN                | IN                | IN  | +        |
| Footbrake        | Drivers door opening sim. | Turn off the engine | Turn on the engine | Turn signal control | Trunk release | Opening all doors | Closing all doors | GND | PWR +12V |
| 1                | 2                         | 3                   | 4                  | 5                   | 6             | 7                 | 8                 | 9   | 10       |
| +                | -                         | -                   | -                  | +                   | -             | -                 | -                 | -   | +        |

|                              |
|------------------------------|
| Contr. of factory alarm      |
| Contr.c.lock. when ign.is on |
| Comfort closure              |

Attention:

**FORD FIESTA (ST)**

year: **2018** →

with and without Keyless System

program #: **13276**

from: **2024-01-03**

| connector 8 pin |        |        |        |        |        |                           |                         |
|-----------------|--------|--------|--------|--------|--------|---------------------------|-------------------------|
| CAN H           | CAN L  | CAN H  | CAN L  | CAN H  | CAN L  | OUT +                     | OUT -                   |
| CAN1-H          | CAN1-L | CAN2-H | CAN2-L | CAN3-H | CAN3-L | Alternative blink control | Alt. contr. centr. lock |
| 1               | 2      | 3      | 4      | 5      | 6      | 7                         | 8                       |
| +               | +      | +      | +      | +      | +      | +                         | +                       |

| connector 15 pin   |                        |           |            |                  |              |                     |                       |                    |                     |              |                |                    |          |              |
|--------------------|------------------------|-----------|------------|------------------|--------------|---------------------|-----------------------|--------------------|---------------------|--------------|----------------|--------------------|----------|--------------|
| OUT                | OUT                    | OUT       | OUT        | OUT              | OUT          | OUT                 | OUT                   | OUT                | OUT                 | OUT          | OUT            | OUT                | OUT      | OUT          |
| Driver door sensor | Passengers door sensor | Trunk lid | Hood sense | Original alarm++ | Arming state | Lock factory remote | Unlock factory remote | Any button pressed | Handbrake / Parking | Speed 10kmph | Engine running | Engine speed (RPM) | Ignition | Key inserted |
| 1                  | 2                      | 3         | 4          | 5                | 6            | 7                   | 8                     | 9                  | 10                  | 11           | 12             | 13                 | 14       | 15           |
| +                  | +                      | +         | +          | +                | +            | +                   | +                     | +                  | +                   | +            | +              | +                  | +        | +            |

| connector 10 pin |                           |                     |                    |                     |               |                   |                   |     |          |
|------------------|---------------------------|---------------------|--------------------|---------------------|---------------|-------------------|-------------------|-----|----------|
| OUT              | IN                        | IN                  | IN                 | IN                  | IN            | IN                | IN                | IN  | +        |
| Footbrake        | Drivers door opening sim. | Turn off the engine | Turn on the engine | Turn signal control | Trunk release | Opening all doors | Closing all doors | GND | PWR +12V |
| 1                | 2                         | 3                   | 4                  | 5                   | 6             | 7                 | 8                 | 9   | 10       |
| +                | -                         | -                   | -                  | +                   | -             | -                 | -                 | -   | +        |

|                              |
|------------------------------|
| Contr. of factory alarm      |
| Contr.c.lock. when ign.is on |
| Comfort closure              |

Attention:

**FORD FIESTA (HF/HJ)**

year: **2017** →

with and without Keyless System

program #: **12795**

from: **2024-01-03**

| connector 8 pin |        |        |        |        |        |                           |                         |
|-----------------|--------|--------|--------|--------|--------|---------------------------|-------------------------|
| CAN H           | CAN L  | CAN H  | CAN L  | CAN H  | CAN L  | OUT +                     | OUT -                   |
| CAN1-H          | CAN1-L | CAN2-H | CAN2-L | CAN3-H | CAN3-L | Alternative blink control | Alt. contr. centr. lock |
| 1               | 2      | 3      | 4      | 5      | 6      | 7                         | 8                       |
| +               | +      | +      | +      | +      | +      | +                         | +                       |

| connector 15 pin   |                        |           |            |                  |              |                     |                       |                    |                     |              |                |                    |          |              |
|--------------------|------------------------|-----------|------------|------------------|--------------|---------------------|-----------------------|--------------------|---------------------|--------------|----------------|--------------------|----------|--------------|
| OUT                | OUT                    | OUT       | OUT        | OUT              | OUT          | OUT                 | OUT                   | OUT                | OUT                 | OUT          | OUT            | OUT                | OUT      | OUT          |
| Driver door sensor | Passengers door sensor | Trunk lid | Hood sense | Original alarm++ | Arming state | Lock factory remote | Unlock factory remote | Any button pressed | Handbrake / Parking | Speed 10kmph | Engine running | Engine speed (RPM) | Ignition | Key inserted |
| 1                  | 2                      | 3         | 4          | 5                | 6            | 7                   | 8                     | 9                  | 10                  | 11           | 12             | 13                 | 14       | 15           |
| +                  | +                      | +         | +          | +                | +            | +                   | +                     | +                  | +                   | +            | +              | +                  | +        | +            |

| connector 10 pin |                           |                     |                    |                     |               |                   |                   |     |          |
|------------------|---------------------------|---------------------|--------------------|---------------------|---------------|-------------------|-------------------|-----|----------|
| OUT              | IN                        | IN                  | IN                 | IN                  | IN            | IN                | IN                | IN  | +        |
| Footbrake        | Drivers door opening sim. | Turn off the engine | Turn on the engine | Turn signal control | Trunk release | Opening all doors | Closing all doors | GND | PWR +12V |
| 1                | 2                         | 3                   | 4                  | 5                   | 6             | 7                 | 8                 | 9   | 10       |
| +                | -                         | -                   | -                  | +                   | -             | -                 | -                 | -   | +        |

|                              |
|------------------------------|
| Contr. of factory alarm      |
| Contr.c.lock. when ign.is on |
| Comfort closure              |

Attention:

Switches [Icons]

**FORD FIESTA (TITANIUM)**

year: 2017 →

with and without Keyless System

program №: 12269

from: 2022-12-21

| connector 8 pin |        |        |        |        |        |                           |                         |
|-----------------|--------|--------|--------|--------|--------|---------------------------|-------------------------|
| CAN H           | CAN L  | CAN H  | CAN L  | CAN H  | CAN L  | OUT +                     | OUT -                   |
| CAN1-H          | CAN1-L | CAN2-H | CAN2-L | CAN3-H | CAN3-L | Alternative blink control | Alt. contr. centr. lock |
| 1               | 2      | 3      | 4      | 5      | 6      | 7                         | 8                       |
| +               | +      | +      | +      | +      | +      | +                         | +                       |

| connector 15 pin   |                        |           |            |                  |              |                     |                       |                    |                     |              |                |                    |          |              |
|--------------------|------------------------|-----------|------------|------------------|--------------|---------------------|-----------------------|--------------------|---------------------|--------------|----------------|--------------------|----------|--------------|
| OUT                | OUT                    | OUT       | OUT        | OUT              | OUT          | OUT                 | OUT                   | OUT                | OUT                 | OUT          | OUT            | OUT                | OUT      | OUT          |
| Driver door sensor | Passengers door sensor | Trunk lid | Hood sense | Original alarm++ | Arming state | Lock factory remote | Unlock factory remote | Any button pressed | Handbrake / Parking | Speed 10kmph | Engine running | Engine speed (RPM) | Ignition | Key inserted |
| 1                  | 2                      | 3         | 4          | 5                | 6            | 7                   | 8                     | 9                  | 10                  | 11           | 12             | 13                 | 14       | 15           |
| +                  | +                      | +         | +          | +                | +            | +                   | +                     | +                  | +                   | +            | +              | +                  | +        | +            |

| connector 10 pin |                           |                     |                    |                     |               |                   |                   |     |          |
|------------------|---------------------------|---------------------|--------------------|---------------------|---------------|-------------------|-------------------|-----|----------|
| OUT              | IN                        | IN                  | IN                 | IN                  | IN            | IN                | IN                | IN  | IN       |
| Footbrake        | Drivers door opening sim. | Turn off the engine | Turn on the engine | Turn signal control | Trunk release | Opening all doors | Closing all doors | GND | PWR +12V |
| 1                | 2                         | 3                   | 4                  | 5                   | 6             | 7                 | 8                 | 9   | 10       |
| +                | +                         | +                   | +                  | +                   | +             | +                 | +                 | +   | +        |

|                         |                              |                 |
|-------------------------|------------------------------|-----------------|
| Contr. of factory alarm | Contr.c.lock. when ign.is on | Comfort closure |
| +                       | +                            | +               |

Attention:

**FORD FIESTA (TREND)**

year: 2013 →

without Keyless System

program №: 11175

from: 2017-09-01

| connector 8 pin |        |        |        |        |        |                           |                         |
|-----------------|--------|--------|--------|--------|--------|---------------------------|-------------------------|
| CAN H           | CAN L  | CAN H  | CAN L  | CAN H  | CAN L  | OUT +                     | OUT -                   |
| CAN1-H          | CAN1-L | CAN2-H | CAN2-L | CAN3-H | CAN3-L | Alternative blink control | Alt. contr. centr. lock |
| 1               | 2      | 3      | 4      | 5      | 6      | 7                         | 8                       |
| +               | +      | +      | +      | +      | +      | +                         | +                       |

| connector 15 pin   |                        |           |            |                  |              |                     |                       |                    |                     |              |                |                    |          |              |
|--------------------|------------------------|-----------|------------|------------------|--------------|---------------------|-----------------------|--------------------|---------------------|--------------|----------------|--------------------|----------|--------------|
| OUT                | OUT                    | OUT       | OUT        | OUT              | OUT          | OUT                 | OUT                   | OUT                | OUT                 | OUT          | OUT            | OUT                | OUT      | OUT          |
| Driver door sensor | Passengers door sensor | Trunk lid | Hood sense | Original alarm++ | Arming state | Lock factory remote | Unlock factory remote | Any button pressed | Handbrake / Parking | Speed 10kmph | Engine running | Engine speed (RPM) | Ignition | Key inserted |
| 1                  | 2                      | 3         | 4          | 5                | 6            | 7                   | 8                     | 9                  | 10                  | 11           | 12             | 13                 | 14       | 15           |
| +                  | +                      | +         | +          | +                | +            | +                   | +                     | +                  | +                   | +            | +              | +                  | +        | +            |

| connector 10 pin |                           |                     |                    |                     |               |                   |                   |     |          |
|------------------|---------------------------|---------------------|--------------------|---------------------|---------------|-------------------|-------------------|-----|----------|
| OUT              | IN                        | IN                  | IN                 | IN                  | IN            | IN                | IN                | IN  | IN       |
| Footbrake        | Drivers door opening sim. | Turn off the engine | Turn on the engine | Turn signal control | Trunk release | Opening all doors | Closing all doors | GND | PWR +12V |
| 1                | 2                         | 3                   | 4                  | 5                   | 6             | 7                 | 8                 | 9   | 10       |
| +                | +                         | +                   | +                  | +                   | +             | +                 | +                 | +   | +        |

|                         |                              |                 |
|-------------------------|------------------------------|-----------------|
| Contr. of factory alarm | Contr.c.lock. when ign.is on | Comfort closure |
| +                       | +                            | +               |

Attention:

**FORD FIESTA (TITANIUM)**

year: 2013 →

with and without Keyless System

program №: 11846

from: 2022-12-21

| connector 8 pin |        |        |        |        |        |                           |                         |
|-----------------|--------|--------|--------|--------|--------|---------------------------|-------------------------|
| CAN H           | CAN L  | CAN H  | CAN L  | CAN H  | CAN L  | OUT +                     | OUT -                   |
| CAN1-H          | CAN1-L | CAN2-H | CAN2-L | CAN3-H | CAN3-L | Alternative blink control | Alt. contr. centr. lock |
| 1               | 2      | 3      | 4      | 5      | 6      | 7                         | 8                       |
| +               | +      | +      | +      | +      | +      | +                         | +                       |

| connector 15 pin   |                        |           |            |                  |              |                     |                       |                    |                     |              |                |                    |          |              |
|--------------------|------------------------|-----------|------------|------------------|--------------|---------------------|-----------------------|--------------------|---------------------|--------------|----------------|--------------------|----------|--------------|
| OUT                | OUT                    | OUT       | OUT        | OUT              | OUT          | OUT                 | OUT                   | OUT                | OUT                 | OUT          | OUT            | OUT                | OUT      | OUT          |
| Driver door sensor | Passengers door sensor | Trunk lid | Hood sense | Original alarm++ | Arming state | Lock factory remote | Unlock factory remote | Any button pressed | Handbrake / Parking | Speed 10kmph | Engine running | Engine speed (RPM) | Ignition | Key inserted |
| 1                  | 2                      | 3         | 4          | 5                | 6            | 7                   | 8                     | 9                  | 10                  | 11           | 12             | 13                 | 14       | 15           |
| +                  | +                      | +         | +          | +                | +            | +                   | +                     | +                  | +                   | +            | +              | +                  | +        | +            |

| connector 10 pin |                           |                     |                    |                     |               |                   |                   |     |          |
|------------------|---------------------------|---------------------|--------------------|---------------------|---------------|-------------------|-------------------|-----|----------|
| OUT              | IN                        | IN                  | IN                 | IN                  | IN            | IN                | IN                | IN  | IN       |
| Footbrake        | Drivers door opening sim. | Turn off the engine | Turn on the engine | Turn signal control | Trunk release | Opening all doors | Closing all doors | GND | PWR +12V |
| 1                | 2                         | 3                   | 4                  | 5                   | 6             | 7                 | 8                 | 9   | 10       |
| +                | +                         | +                   | +                  | +                   | +             | +                 | +                 | +   | +        |

|                         |                              |                 |
|-------------------------|------------------------------|-----------------|
| Contr. of factory alarm | Contr.c.lock. when ign.is on | Comfort closure |
| +                       | +                            | +               |

Attention:

**FORD FIESTA (JA8)**

year: 2009 →

with and without Keyless System

program №: 11175

from: 2017-09-01

| connector 8 pin |        |        |        |        |        |                           |                         |
|-----------------|--------|--------|--------|--------|--------|---------------------------|-------------------------|
| CAN H           | CAN L  | CAN H  | CAN L  | CAN H  | CAN L  | OUT +                     | OUT -                   |
| CAN1-H          | CAN1-L | CAN2-H | CAN2-L | CAN3-H | CAN3-L | Alternative blink control | Alt. contr. centr. lock |
| 1               | 2      | 3      | 4      | 5      | 6      | 7                         | 8                       |
| +               | +      | +      | +      | +      | +      | +                         | +                       |

| connector 15 pin   |                        |           |            |                  |              |                     |                       |                    |                     |              |                |                    |          |              |
|--------------------|------------------------|-----------|------------|------------------|--------------|---------------------|-----------------------|--------------------|---------------------|--------------|----------------|--------------------|----------|--------------|
| OUT                | OUT                    | OUT       | OUT        | OUT              | OUT          | OUT                 | OUT                   | OUT                | OUT                 | OUT          | OUT            | OUT                | OUT      | OUT          |
| Driver door sensor | Passengers door sensor | Trunk lid | Hood sense | Original alarm++ | Arming state | Lock factory remote | Unlock factory remote | Any button pressed | Handbrake / Parking | Speed 10kmph | Engine running | Engine speed (RPM) | Ignition | Key inserted |
| 1                  | 2                      | 3         | 4          | 5                | 6            | 7                   | 8                     | 9                  | 10                  | 11           | 12             | 13                 | 14       | 15           |
| +                  | +                      | +         | +          | +                | +            | +                   | +                     | +                  | +                   | +            | +              | +                  | +        | +            |

| connector 10 pin |                           |                     |                    |                     |               |                   |                   |     |          |
|------------------|---------------------------|---------------------|--------------------|---------------------|---------------|-------------------|-------------------|-----|----------|
| OUT              | IN                        | IN                  | IN                 | IN                  | IN            | IN                | IN                | IN  | IN       |
| Footbrake        | Drivers door opening sim. | Turn off the engine | Turn on the engine | Turn signal control | Trunk release | Opening all doors | Closing all doors | GND | PWR +12V |
| 1                | 2                         | 3                   | 4                  | 5                   | 6             | 7                 | 8                 | 9   | 10       |
| +                | +                         | +                   | +                  | +                   | +             | +                 | +                 | +   | +        |

|                         |                              |                 |
|-------------------------|------------------------------|-----------------|
| Contr. of factory alarm | Contr.c.lock. when ign.is on | Comfort closure |
| +                       | +                            | +               |

Attention:

**FORD FIESTA (JD3/JH1)**

year: 2006 →

program №: 12895

from: 2019-11-27

| connector 8 pin |        |        |        |        |        |                           |                         |
|-----------------|--------|--------|--------|--------|--------|---------------------------|-------------------------|
| CAN H           | CAN L  | CAN H  | CAN L  | CAN H  | CAN L  | OUT +                     | OUT -                   |
| CAN1-H          | CAN1-L | CAN2-H | CAN2-L | CAN3-H | CAN3-L | Alternative blink control | Alt. contr. centr. lock |
| 1               | 2      | 3      | 4      | 5      | 6      | 7                         | 8                       |
| +               | +      | +      | +      | +      | +      | +                         | +                       |

| connector 15 pin   |                        |           |            |                  |              |                     |                       |                    |                     |              |                |                    |          |              |
|--------------------|------------------------|-----------|------------|------------------|--------------|---------------------|-----------------------|--------------------|---------------------|--------------|----------------|--------------------|----------|--------------|
| OUT                | OUT                    | OUT       | OUT        | OUT              | OUT          | OUT                 | OUT                   | OUT                | OUT                 | OUT          | OUT            | OUT                | OUT      | OUT          |
| Driver door sensor | Passengers door sensor | Trunk lid | Hood sense | Original alarm++ | Arming state | Lock factory remote | Unlock factory remote | Any button pressed | Handbrake / Parking | Speed 10kmph | Engine running | Engine speed (RPM) | Ignition | Key inserted |
| 1                  | 2                      | 3         | 4          | 5                | 6            | 7                   | 8                     | 9                  | 10                  | 11           | 12             | 13                 | 14       | 15           |
| +                  | +                      | +         | +          | +                | +            | +                   | +                     | +                  | +                   | +            | +              | +                  | +        | +            |

| connector 10 pin |                           |                     |                    |                     |               |                   |                   |     |          |
|------------------|---------------------------|---------------------|--------------------|---------------------|---------------|-------------------|-------------------|-----|----------|
| OUT              | IN                        | IN                  | IN                 | IN                  | IN            | IN                | IN                | IN  | IN       |
| Footbrake        | Drivers door opening sim. | Turn off the engine | Turn on the engine | Turn signal control | Trunk release | Opening all doors | Closing all doors | GND | PWR +12V |
| 1                | 2                         | 3                   | 4                  | 5                   | 6             | 7                 | 8                 | 9   | 10       |
| +                | +                         | +                   | +                  | +                   | +             | +                 | +                 | +   | +        |

|                         |                              |                 |
|-------------------------|------------------------------|-----------------|
| Contr. of factory alarm | Contr.c.lock. when ign.is on | Comfort closure |
| +                       | +                            | +               |

Attention:

Switches



**FORD FOCUS (SYNC EDITION) (Keyless)**

year: 2017 →

with Keyless System

program №: 12113

from: 2024-01-03

| connector 8 pin |        |        |        |        |        |                           |                         |
|-----------------|--------|--------|--------|--------|--------|---------------------------|-------------------------|
| CAN H           | CAN L  | CAN H  | CAN L  | CAN H  | CAN L  | OUT +                     | OUT -                   |
| CAN1-H          | CAN1-L | CAN2-H | CAN2-L | CAN3-H | CAN3-L | Alternative blink control | Alt. contr. centr. lock |
| 1               | 2      | 3      | 4      | 5      | 6      | 7                         | 8                       |
| +               | +      | +      | +      | +      | +      | +                         | +                       |

Attention:



**FORD FOCUS (RS)**

year: 2015 →


with and without Keyless System

program №: 12788

from: 2021-12-30

| connector 8 pin |        |        |        |        |        |                           |                         |
|-----------------|--------|--------|--------|--------|--------|---------------------------|-------------------------|
| CAN H           | CAN L  | CAN H  | CAN L  | CAN H  | CAN L  | OUT +                     | OUT -                   |
| CAN1-H          | CAN1-L | CAN2-H | CAN2-L | CAN3-H | CAN3-L | Alternative blink control | Alt. contr. centr. lock |
| 1               | 2      | 3      | 4      | 5      | 6      | 7                         | 8                       |
| +               | +      | +      | +      | +      | +      | +                         | +                       |

Attention:



**FORD FOCUS (TITANIUM)**

year: 2015 →

with and without Keyless System

program №: 11276

from: 2024-02-14

| connector 8 pin |        |        |        |        |        |                           |                         |
|-----------------|--------|--------|--------|--------|--------|---------------------------|-------------------------|
| CAN H           | CAN L  | CAN H  | CAN L  | CAN H  | CAN L  | OUT +                     | OUT -                   |
| CAN1-H          | CAN1-L | CAN2-H | CAN2-L | CAN3-H | CAN3-L | Alternative blink control | Alt. contr. centr. lock |
| 1               | 2      | 3      | 4      | 5      | 6      | 7                         | 8                       |
| +               | +      | +      | +      | +      | +      | +                         | +                       |

Attention:



**FORD FOCUS (TREND SPORT)**

year: 2015 →

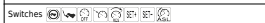
without Keyless System

program №: 11689

from: 2021-12-30

| connector 8 pin |        |        |        |        |        |                           |                         |
|-----------------|--------|--------|--------|--------|--------|---------------------------|-------------------------|
| CAN H           | CAN L  | CAN H  | CAN L  | CAN H  | CAN L  | OUT +                     | OUT -                   |
| CAN1-H          | CAN1-L | CAN2-H | CAN2-L | CAN3-H | CAN3-L | Alternative blink control | Alt. contr. centr. lock |
| 1               | 2      | 3      | 4      | 5      | 6      | 7                         | 8                       |
| +               | +      | +      | +      | +      | +      | +                         | +                       |

Attention:



**FORD FOCUS (TREND SPORT)**

year: 2011 →

without Keyless System

program №: 11276

from: 2024-02-14

| connector 8 pin |        |        |        |        |        |                           |                         |
|-----------------|--------|--------|--------|--------|--------|---------------------------|-------------------------|
| CAN H           | CAN L  | CAN H  | CAN L  | CAN H  | CAN L  | OUT +                     | OUT -                   |
| CAN1-H          | CAN1-L | CAN2-H | CAN2-L | CAN3-H | CAN3-L | Alternative blink control | Alt. contr. centr. lock |
| 1               | 2      | 3      | 4      | 5      | 6      | 7                         | 8                       |
| +               | +      | +      | +      | +      | +      | +                         | +                       |

Attention:



| connector 15 pin   |                        |           |            |                  |              |                     |                       |                    |                     |              |                |                    |          |              |
|--------------------|------------------------|-----------|------------|------------------|--------------|---------------------|-----------------------|--------------------|---------------------|--------------|----------------|--------------------|----------|--------------|
| OUT                | OUT                    | OUT       | OUT        | OUT              | OUT          | OUT                 | OUT                   | OUT                | OUT                 | OUT          | OUT            | OUT                | OUT      | OUT          |
| Driver door sensor | Passengers door sensor | Trunk lid | Hood sense | Original alarm++ | Arming state | Lock factory remote | Unlock factory remote | Any button pressed | Handbrake / Parking | Speed 10kmph | Engine running | Engine speed (RPM) | Ignition | Key inserted |
| 1                  | 2                      | 3         | 4          | 5                | 6            | 7                   | 8                     | 9                  | 10                  | 11           | 12             | 13                 | 14       | 15           |
| +                  | +                      | +         | +          | +                | +            | +                   | +                     | +                  | +                   | +            | +              | +                  | +        | +            |

| connector 10 pin |                           |                     |                    |                     |               |                   |                   |     |          |
|------------------|---------------------------|---------------------|--------------------|---------------------|---------------|-------------------|-------------------|-----|----------|
| OUT              | IN                        | IN                  | IN                 | IN                  | IN            | IN                | IN                | IN  | IN       |
| Footbrake        | Drivers door opening sim. | Turn off the engine | Turn on the engine | Turn signal control | Trunk release | Opening all doors | Closing all doors | GND | PWR +12V |
| 1                | 2                         | 3                   | 4                  | 5                   | 6             | 7                 | 8                 | 9   | 10       |
| +                | +                         | +                   | +                  | +                   | +             | +                 | +                 | +   | +        |

|                         |                              |                 |
|-------------------------|------------------------------|-----------------|
| Contr. of factory alarm | Contr.c.lock. when ign.is on | Comfort closure |
| +                       | +                            | +               |

| connector 15 pin   |                        |           |            |                  |              |                     |                       |                    |                     |              |                |                    |          |              |
|--------------------|------------------------|-----------|------------|------------------|--------------|---------------------|-----------------------|--------------------|---------------------|--------------|----------------|--------------------|----------|--------------|
| OUT                | OUT                    | OUT       | OUT        | OUT              | OUT          | OUT                 | OUT                   | OUT                | OUT                 | OUT          | OUT            | OUT                | OUT      | OUT          |
| Driver door sensor | Passengers door sensor | Trunk lid | Hood sense | Original alarm++ | Arming state | Lock factory remote | Unlock factory remote | Any button pressed | Handbrake / Parking | Speed 10kmph | Engine running | Engine speed (RPM) | Ignition | Key inserted |
| 1                  | 2                      | 3         | 4          | 5                | 6            | 7                   | 8                     | 9                  | 10                  | 11           | 12             | 13                 | 14       | 15           |
| +                  | +                      | +         | +          | +                | +            | +                   | +                     | +                  | +                   | +            | +              | +                  | +        | +            |

| connector 10 pin |                           |                     |                    |                     |               |                   |                   |     |          |
|------------------|---------------------------|---------------------|--------------------|---------------------|---------------|-------------------|-------------------|-----|----------|
| OUT              | IN                        | IN                  | IN                 | IN                  | IN            | IN                | IN                | IN  | IN       |
| Footbrake        | Drivers door opening sim. | Turn off the engine | Turn on the engine | Turn signal control | Trunk release | Opening all doors | Closing all doors | GND | PWR +12V |
| 1                | 2                         | 3                   | 4                  | 5                   | 6             | 7                 | 8                 | 9   | 10       |
| +                | +                         | +                   | +                  | +                   | +             | +                 | +                 | +   | +        |

|                         |                              |                 |
|-------------------------|------------------------------|-----------------|
| Contr. of factory alarm | Contr.c.lock. when ign.is on | Comfort closure |
| +                       | +                            | +               |

| connector 15 pin   |                        |           |            |                  |              |                     |                       |                    |                     |              |                |                    |          |              |
|--------------------|------------------------|-----------|------------|------------------|--------------|---------------------|-----------------------|--------------------|---------------------|--------------|----------------|--------------------|----------|--------------|
| OUT                | OUT                    | OUT       | OUT        | OUT              | OUT          | OUT                 | OUT                   | OUT                | OUT                 | OUT          | OUT            | OUT                | OUT      | OUT          |
| Driver door sensor | Passengers door sensor | Trunk lid | Hood sense | Original alarm++ | Arming state | Lock factory remote | Unlock factory remote | Any button pressed | Handbrake / Parking | Speed 10kmph | Engine running | Engine speed (RPM) | Ignition | Key inserted |
| 1                  | 2                      | 3         | 4          | 5                | 6            | 7                   | 8                     | 9                  | 10                  | 11           | 12             | 13                 | 14       | 15           |
| +                  | +                      | +         | +          | +                | +            | +                   | +                     | +                  | +                   | +            | +              | +                  | +        | +            |

| connector 10 pin |                           |                     |                    |                     |               |                   |                   |     |          |
|------------------|---------------------------|---------------------|--------------------|---------------------|---------------|-------------------|-------------------|-----|----------|
| OUT              | IN                        | IN                  | IN                 | IN                  | IN            | IN                | IN                | IN  | IN       |
| Footbrake        | Drivers door opening sim. | Turn off the engine | Turn on the engine | Turn signal control | Trunk release | Opening all doors | Closing all doors | GND | PWR +12V |
| 1                | 2                         | 3                   | 4                  | 5                   | 6             | 7                 | 8                 | 9   | 10       |
| +                | +                         | +                   | +                  | +                   | +             | +                 | +                 | +   | +        |

|                         |                              |                 |
|-------------------------|------------------------------|-----------------|
| Contr. of factory alarm | Contr.c.lock. when ign.is on | Comfort closure |
| +                       | +                            | +               |

| connector 15 pin   |                        |           |            |                  |              |                     |                       |                    |                     |              |                |                    |          |              |
|--------------------|------------------------|-----------|------------|------------------|--------------|---------------------|-----------------------|--------------------|---------------------|--------------|----------------|--------------------|----------|--------------|
| OUT                | OUT                    | OUT       | OUT        | OUT              | OUT          | OUT                 | OUT                   | OUT                | OUT                 | OUT          | OUT            | OUT                | OUT      | OUT          |
| Driver door sensor | Passengers door sensor | Trunk lid | Hood sense | Original alarm++ | Arming state | Lock factory remote | Unlock factory remote | Any button pressed | Handbrake / Parking | Speed 10kmph | Engine running | Engine speed (RPM) | Ignition | Key inserted |
| 1                  | 2                      | 3         | 4          | 5                | 6            | 7                   | 8                     | 9                  | 10                  | 11           | 12             | 13                 | 14       | 15           |
| +                  | +                      | +         | +          | +                | +            | +                   | +                     | +                  | +                   | +            | +              | +                  | +        | +            |

| connector 10 pin |                           |                     |                    |                     |               |                   |                   |     |          |
|------------------|---------------------------|---------------------|--------------------|---------------------|---------------|-------------------|-------------------|-----|----------|
| OUT              | IN                        | IN                  | IN                 | IN                  | IN            | IN                | IN                | IN  | IN       |
| Footbrake        | Drivers door opening sim. | Turn off the engine | Turn on the engine | Turn signal control | Trunk release | Opening all doors | Closing all doors | GND | PWR +12V |
| 1                | 2                         | 3                   | 4                  | 5                   | 6             | 7                 | 8                 | 9   | 10       |
| +                | +                         | +                   | +                  | +                   | +             | +                 | +                 | +   | +        |

|                         |                              |                 |
|-------------------------|------------------------------|-----------------|
| Contr. of factory alarm | Contr.c.lock. when ign.is on | Comfort closure |
| +                       | +                            | +               |

| connector 15 pin   |                        |           |            |                  |              |                     |                       |                    |                     |              |                |                    |          |              |
|--------------------|------------------------|-----------|------------|------------------|--------------|---------------------|-----------------------|--------------------|---------------------|--------------|----------------|--------------------|----------|--------------|
| OUT                | OUT                    | OUT       | OUT        | OUT              | OUT          | OUT                 | OUT                   | OUT                | OUT                 | OUT          | OUT            | OUT                | OUT      | OUT          |
| Driver door sensor | Passengers door sensor | Trunk lid | Hood sense | Original alarm++ | Arming state | Lock factory remote | Unlock factory remote | Any button pressed | Handbrake / Parking | Speed 10kmph | Engine running | Engine speed (RPM) | Ignition | Key inserted |
| 1                  | 2                      | 3         | 4          | 5                | 6            | 7                   | 8                     | 9                  | 10                  | 11           | 12             | 13                 | 14       | 15           |
| +                  | +                      | +         | +          | +                | +            | +                   | +                     | +                  | +                   | +            | +              | +                  | +        | +            |

| connector 10 pin |                           |                     |                    |                     |               |                   |                   |     |          |
|------------------|---------------------------|---------------------|--------------------|---------------------|---------------|-------------------|-------------------|-----|----------|
| OUT              | IN                        | IN                  | IN                 | IN                  | IN            | IN                | IN                | IN  | IN       |
| Footbrake        | Drivers door opening sim. | Turn off the engine | Turn on the engine | Turn signal control | Trunk release | Opening all doors | Closing all doors | GND | PWR +12V |
| 1                | 2                         | 3                   | 4                  | 5                   | 6             | 7                 | 8                 | 9   | 10       |
| +                | +                         | +                   | +                  | +                   | +             | +                 | +                 | +   | +        |

|                         |                              |                 |
|-------------------------|------------------------------|-----------------|
| Contr. of factory alarm | Contr.c.lock. when ign.is on | Comfort closure |
| +                       | +                            | +               |

**FORD FOCUS (TITANIUM)**

year: 2011 →

with and without Keyless System

program №: 11276

from: 2024-02-14

| connector 8 pin |        |        |        |        |        |                           |                         |
|-----------------|--------|--------|--------|--------|--------|---------------------------|-------------------------|
| CAN H           | CAN L  | CAN H  | CAN L  | CAN H  | CAN L  | OUT +                     | OUT -                   |
| CAN1-H          | CAN1-L | CAN2-H | CAN2-L | CAN3-H | CAN3-L | Alternative blink control | Alt. contr. centr. lock |
| 1               | 2      | 3      | 4      | 5      | 6      | 7                         | 8                       |
| +               | +      | +      | +      | +      | +      | +                         | +                       |

| connector 15 pin   |                        |           |            |                  |              |                     |                       |                    |                     |              |                |                    |          |              |
|--------------------|------------------------|-----------|------------|------------------|--------------|---------------------|-----------------------|--------------------|---------------------|--------------|----------------|--------------------|----------|--------------|
| OUT                | OUT                    | OUT       | OUT        | OUT              | OUT          | OUT                 | OUT                   | OUT                | OUT                 | OUT          | OUT            | OUT                | OUT      | OUT          |
| Driver door sensor | Passengers door sensor | Trunk lid | Hood sense | Original alarm++ | Arming state | Lock factory remote | Unlock factory remote | Any button pressed | Handbrake / Parking | Speed 10kmph | Engine running | Engine speed (RPM) | Ignition | Key inserted |
| 1                  | 2                      | 3         | 4          | 5                | 6            | 7                   | 8                     | 9                  | 10                  | 11           | 12             | 13                 | 14       | 15           |
| +                  | +                      | +         | +          | +                | +            | +                   | +                     | +                  | +                   | +            | +              | +                  | +        | +            |

| connector 10 pin |                           |                     |                    |                     |               |                   |                   |     |          |
|------------------|---------------------------|---------------------|--------------------|---------------------|---------------|-------------------|-------------------|-----|----------|
| OUT              | IN                        | IN                  | IN                 | IN                  | IN            | IN                | IN                | IN  | IN       |
| Footbrake        | Drivers door opening sim. | Turn off the engine | Turn on the engine | Turn signal control | Trunk release | Opening all doors | Closing all doors | GND | PWR +12V |
| 1                | 2                         | 3                   | 4                  | 5                   | 6             | 7                 | 8                 | 9   | 10       |
| +                | +                         | +                   | +                  | +                   | +             | +                 | +                 | +   | +        |

|                              |
|------------------------------|
| Contr. of factory alarm      |
| Contr.c.lock. when ign.is on |
| Comfort closure              |

Attention:

**FORD FOCUS (TREND)**

year: 2011 →

without Keyless System

program №: 11454

from: 2021-09-15

| connector 8 pin |        |        |        |        |        |                           |                         |
|-----------------|--------|--------|--------|--------|--------|---------------------------|-------------------------|
| CAN H           | CAN L  | CAN H  | CAN L  | CAN H  | CAN L  | OUT +                     | OUT -                   |
| CAN1-H          | CAN1-L | CAN2-H | CAN2-L | CAN3-H | CAN3-L | Alternative blink control | Alt. contr. centr. lock |
| 1               | 2      | 3      | 4      | 5      | 6      | 7                         | 8                       |
| +               | +      | +      | +      | +      | +      | +                         | +                       |

| connector 15 pin   |                        |           |            |                  |              |                     |                       |                    |                     |              |                |                    |          |              |
|--------------------|------------------------|-----------|------------|------------------|--------------|---------------------|-----------------------|--------------------|---------------------|--------------|----------------|--------------------|----------|--------------|
| OUT                | OUT                    | OUT       | OUT        | OUT              | OUT          | OUT                 | OUT                   | OUT                | OUT                 | OUT          | OUT            | OUT                | OUT      | OUT          |
| Driver door sensor | Passengers door sensor | Trunk lid | Hood sense | Original alarm++ | Arming state | Lock factory remote | Unlock factory remote | Any button pressed | Handbrake / Parking | Speed 10kmph | Engine running | Engine speed (RPM) | Ignition | Key inserted |
| 1                  | 2                      | 3         | 4          | 5                | 6            | 7                   | 8                     | 9                  | 10                  | 11           | 12             | 13                 | 14       | 15           |
| +                  | +                      | +         | +          | +                | +            | +                   | +                     | +                  | +                   | +            | +              | +                  | +        | +            |

| connector 10 pin |                           |                     |                    |                     |               |                   |                   |     |          |
|------------------|---------------------------|---------------------|--------------------|---------------------|---------------|-------------------|-------------------|-----|----------|
| OUT              | IN                        | IN                  | IN                 | IN                  | IN            | IN                | IN                | IN  | IN       |
| Footbrake        | Drivers door opening sim. | Turn off the engine | Turn on the engine | Turn signal control | Trunk release | Opening all doors | Closing all doors | GND | PWR +12V |
| 1                | 2                         | 3                   | 4                  | 5                   | 6             | 7                 | 8                 | 9   | 10       |
| +                | +                         | +                   | +                  | +                   | +             | +                 | +                 | +   | +        |

|                              |
|------------------------------|
| Contr. of factory alarm      |
| Contr.c.lock. when ign.is on |
| Comfort closure              |

Attention:

**FORD FOCUS (GHIA)**

year: 2007 →

with and without Keyless System

program №: 11121

from: 2017-09-01

| connector 8 pin |        |        |        |        |        |                           |                         |
|-----------------|--------|--------|--------|--------|--------|---------------------------|-------------------------|
| CAN H           | CAN L  | CAN H  | CAN L  | CAN H  | CAN L  | OUT +                     | OUT -                   |
| CAN1-H          | CAN1-L | CAN2-H | CAN2-L | CAN3-H | CAN3-L | Alternative blink control | Alt. contr. centr. lock |
| 1               | 2      | 3      | 4      | 5      | 6      | 7                         | 8                       |
| +               | +      | +      | +      | +      | +      | +                         | +                       |

| connector 15 pin   |                        |           |            |                  |              |                     |                       |                    |                     |              |                |                    |          |              |
|--------------------|------------------------|-----------|------------|------------------|--------------|---------------------|-----------------------|--------------------|---------------------|--------------|----------------|--------------------|----------|--------------|
| OUT                | OUT                    | OUT       | OUT        | OUT              | OUT          | OUT                 | OUT                   | OUT                | OUT                 | OUT          | OUT            | OUT                | OUT      | OUT          |
| Driver door sensor | Passengers door sensor | Trunk lid | Hood sense | Original alarm++ | Arming state | Lock factory remote | Unlock factory remote | Any button pressed | Handbrake / Parking | Speed 10kmph | Engine running | Engine speed (RPM) | Ignition | Key inserted |
| 1                  | 2                      | 3         | 4          | 5                | 6            | 7                   | 8                     | 9                  | 10                  | 11           | 12             | 13                 | 14       | 15           |
| +                  | +                      | +         | +          | +                | +            | +                   | +                     | +                  | +                   | +            | +              | +                  | +        | +            |

| connector 10 pin |                           |                     |                    |                     |               |                   |                   |     |          |
|------------------|---------------------------|---------------------|--------------------|---------------------|---------------|-------------------|-------------------|-----|----------|
| OUT              | IN                        | IN                  | IN                 | IN                  | IN            | IN                | IN                | IN  | IN       |
| Footbrake        | Drivers door opening sim. | Turn off the engine | Turn on the engine | Turn signal control | Trunk release | Opening all doors | Closing all doors | GND | PWR +12V |
| 1                | 2                         | 3                   | 4                  | 5                   | 6             | 7                 | 8                 | 9   | 10       |
| +                | +                         | +                   | +                  | +                   | +             | +                 | +                 | +   | +        |

|                              |
|------------------------------|
| Contr. of factory alarm      |
| Contr.c.lock. when ign.is on |
| Comfort closure              |

Attention:

**FORD FOCUS (DA3/DB3)**

year: 2007 →

with and without Keyless System

program №: 11121

from: 2017-09-01

| connector 8 pin |        |        |        |        |        |                           |                         |
|-----------------|--------|--------|--------|--------|--------|---------------------------|-------------------------|
| CAN H           | CAN L  | CAN H  | CAN L  | CAN H  | CAN L  | OUT +                     | OUT -                   |
| CAN1-H          | CAN1-L | CAN2-H | CAN2-L | CAN3-H | CAN3-L | Alternative blink control | Alt. contr. centr. lock |
| 1               | 2      | 3      | 4      | 5      | 6      | 7                         | 8                       |
| +               | +      | +      | +      | +      | +      | +                         | +                       |

| connector 15 pin   |                        |           |            |                  |              |                     |                       |                    |                     |              |                |                    |          |              |
|--------------------|------------------------|-----------|------------|------------------|--------------|---------------------|-----------------------|--------------------|---------------------|--------------|----------------|--------------------|----------|--------------|
| OUT                | OUT                    | OUT       | OUT        | OUT              | OUT          | OUT                 | OUT                   | OUT                | OUT                 | OUT          | OUT            | OUT                | OUT      | OUT          |
| Driver door sensor | Passengers door sensor | Trunk lid | Hood sense | Original alarm++ | Arming state | Lock factory remote | Unlock factory remote | Any button pressed | Handbrake / Parking | Speed 10kmph | Engine running | Engine speed (RPM) | Ignition | Key inserted |
| 1                  | 2                      | 3         | 4          | 5                | 6            | 7                   | 8                     | 9                  | 10                  | 11           | 12             | 13                 | 14       | 15           |
| +                  | +                      | +         | +          | +                | +            | +                   | +                     | +                  | +                   | +            | +              | +                  | +        | +            |

| connector 10 pin |                           |                     |                    |                     |               |                   |                   |     |          |
|------------------|---------------------------|---------------------|--------------------|---------------------|---------------|-------------------|-------------------|-----|----------|
| OUT              | IN                        | IN                  | IN                 | IN                  | IN            | IN                | IN                | IN  | IN       |
| Footbrake        | Drivers door opening sim. | Turn off the engine | Turn on the engine | Turn signal control | Trunk release | Opening all doors | Closing all doors | GND | PWR +12V |
| 1                | 2                         | 3                   | 4                  | 5                   | 6             | 7                 | 8                 | 9   | 10       |
| +                | +                         | +                   | +                  | +                   | +             | +                 | +                 | +   | +        |

|                              |
|------------------------------|
| Contr. of factory alarm      |
| Contr.c.lock. when ign.is on |
| Comfort closure              |

Attention:

**FORD FOCUS (GHIA)**

year: 2005 →

with and without Keyless System

program №: 11121

from: 2017-09-01

| connector 8 pin |        |        |        |        |        |                           |                         |
|-----------------|--------|--------|--------|--------|--------|---------------------------|-------------------------|
| CAN H           | CAN L  | CAN H  | CAN L  | CAN H  | CAN L  | OUT +                     | OUT -                   |
| CAN1-H          | CAN1-L | CAN2-H | CAN2-L | CAN3-H | CAN3-L | Alternative blink control | Alt. contr. centr. lock |
| 1               | 2      | 3      | 4      | 5      | 6      | 7                         | 8                       |
| +               | +      | +      | +      | +      | +      | +                         | +                       |

| connector 15 pin   |                        |           |            |                  |              |                     |                       |                    |                     |              |                |                    |          |              |
|--------------------|------------------------|-----------|------------|------------------|--------------|---------------------|-----------------------|--------------------|---------------------|--------------|----------------|--------------------|----------|--------------|
| OUT                | OUT                    | OUT       | OUT        | OUT              | OUT          | OUT                 | OUT                   | OUT                | OUT                 | OUT          | OUT            | OUT                | OUT      | OUT          |
| Driver door sensor | Passengers door sensor | Trunk lid | Hood sense | Original alarm++ | Arming state | Lock factory remote | Unlock factory remote | Any button pressed | Handbrake / Parking | Speed 10kmph | Engine running | Engine speed (RPM) | Ignition | Key inserted |
| 1                  | 2                      | 3         | 4          | 5                | 6            | 7                   | 8                     | 9                  | 10                  | 11           | 12             | 13                 | 14       | 15           |
| +                  | +                      | +         | +          | +                | +            | +                   | +                     | +                  | +                   | +            | +              | +                  | +        | +            |

| connector 10 pin |                           |                     |                    |                     |               |                   |                   |     |          |
|------------------|---------------------------|---------------------|--------------------|---------------------|---------------|-------------------|-------------------|-----|----------|
| OUT              | IN                        | IN                  | IN                 | IN                  | IN            | IN                | IN                | IN  | IN       |
| Footbrake        | Drivers door opening sim. | Turn off the engine | Turn on the engine | Turn signal control | Trunk release | Opening all doors | Closing all doors | GND | PWR +12V |
| 1                | 2                         | 3                   | 4                  | 5                   | 6             | 7                 | 8                 | 9   | 10       |
| +                | +                         | +                   | +                  | +                   | +             | +                 | +                 | +   | +        |

|                              |
|------------------------------|
| Contr. of factory alarm      |
| Contr.c.lock. when ign.is on |
| Comfort closure              |

Attention:

**FORD FOCUS (DA3/DB3)**

year: 2005 →

program №: 11121

from: 2017-09-01

| connector 8 pin |        |        |        |        |        |                           |                         |
|-----------------|--------|--------|--------|--------|--------|---------------------------|-------------------------|
| CAN H           | CAN L  | CAN H  | CAN L  | CAN H  | CAN L  | OUT +/                    | OUT +/-                 |
| CAN1-H          | CAN1-L | CAN2-H | CAN2-L | CAN3-H | CAN3-L | Alternative blink control | Alt. contr. centr. lock |
| 1               | 2      | 3      | 4      | 5      | 6      | 7                         | 8                       |
| +               | +      | +      | +      | +      | +      | +                         | +                       |

| connector 15 pin   |                        |           |            |                  |              |                     |                       |                    |                     |              |                |                    |          |              |
|--------------------|------------------------|-----------|------------|------------------|--------------|---------------------|-----------------------|--------------------|---------------------|--------------|----------------|--------------------|----------|--------------|
| OUT                | OUT                    | OUT       | OUT        | OUT              | OUT          | OUT                 | OUT                   | OUT                | OUT                 | OUT          | OUT            | OUT                | OUT      | OUT          |
| Driver door sensor | Passengers door sensor | Trunk lid | Hood sense | Original alarm++ | Arming state | Lock factory remote | Unlock factory remote | Any button pressed | Handbrake / Parking | Speed 10kmph | Engine running | Engine speed (RPM) | Ignition | Key inserted |
| 1                  | 2                      | 3         | 4          | 5                | 6            | 7                   | 8                     | 9                  | 10                  | 11           | 12             | 13                 | 14       | 15           |
| +                  | +                      | +         | +          | +                | +            | +                   | +                     | +                  | +                   | +            | +              | +                  | +        | +            |

| connector 10 pin |                           |                     |                    |                     |               |                   |                   |     |          |
|------------------|---------------------------|---------------------|--------------------|---------------------|---------------|-------------------|-------------------|-----|----------|
| OUT              | IN                        | IN                  | IN                 | IN                  | IN            | IN                | IN                | IN  | IN       |
| Footbrake        | Drivers door opening sim. | Turn off the engine | Turn on the engine | Turn signal control | Trunk release | Opening all doors | Closing all doors | GND | PWR +12V |
| 1                | 2                         | 3                   | 4                  | 5                   | 6             | 7                 | 8                 | 9   | 10       |
| +                | +                         | +                   | +                  | +                   | +             | +                 | +                 | +   | +        |

Attention:

**FORD FUSION (TITANIUM) (Hybrid) (Plug-in) (Keyless) (USA Market)**

year: 2013 →

with Keyless System (with factory alarm)

program №: 11865

from: 2022-11-07

| connector 8 pin |        |        |        |        |        |                           |                         |
|-----------------|--------|--------|--------|--------|--------|---------------------------|-------------------------|
| CAN H           | CAN L  | CAN H  | CAN L  | CAN H  | CAN L  | OUT +/                    | OUT +/-                 |
| CAN1-H          | CAN1-L | CAN2-H | CAN2-L | CAN3-H | CAN3-L | Alternative blink control | Alt. contr. centr. lock |
| 1               | 2      | 3      | 4      | 5      | 6      | 7                         | 8                       |
| +               | +      | +      | +      | +      | +      | +                         | +                       |

| connector 15 pin   |                        |           |            |                  |              |                     |                       |                    |                     |              |                |                    |          |              |
|--------------------|------------------------|-----------|------------|------------------|--------------|---------------------|-----------------------|--------------------|---------------------|--------------|----------------|--------------------|----------|--------------|
| OUT                | OUT                    | OUT       | OUT        | OUT              | OUT          | OUT                 | OUT                   | OUT                | OUT                 | OUT          | OUT            | OUT                | OUT      | OUT          |
| Driver door sensor | Passengers door sensor | Trunk lid | Hood sense | Original alarm++ | Arming state | Lock factory remote | Unlock factory remote | Any button pressed | Handbrake / Parking | Speed 10kmph | Engine running | Engine speed (RPM) | Ignition | Key inserted |
| 1                  | 2                      | 3         | 4          | 5                | 6            | 7                   | 8                     | 9                  | 10                  | 11           | 12             | 13                 | 14       | 15           |
| +                  | +                      | +         | +          | +                | +            | +                   | +                     | +                  | +                   | +            | +              | +                  | +        | +            |

| connector 10 pin |                           |                     |                    |                     |               |                   |                   |     |          |
|------------------|---------------------------|---------------------|--------------------|---------------------|---------------|-------------------|-------------------|-----|----------|
| OUT              | IN                        | IN                  | IN                 | IN                  | IN            | IN                | IN                | IN  | IN       |
| Footbrake        | Drivers door opening sim. | Turn off the engine | Turn on the engine | Turn signal control | Trunk release | Opening all doors | Closing all doors | GND | PWR +12V |
| 1                | 2                         | 3                   | 4                  | 5                   | 6             | 7                 | 8                 | 9   | 10       |
| +                | +                         | +                   | +                  | +                   | +             | +                 | +                 | +   | +        |

Attention:

**FORD FUSION (S) (USA Market)**

year: 2013 →

without Keyless System (with factory alarm)

program №: 12588

from: 2022-12-21

| connector 8 pin |        |        |        |        |        |                           |                         |
|-----------------|--------|--------|--------|--------|--------|---------------------------|-------------------------|
| CAN H           | CAN L  | CAN H  | CAN L  | CAN H  | CAN L  | OUT +/                    | OUT +/-                 |
| CAN1-H          | CAN1-L | CAN2-H | CAN2-L | CAN3-H | CAN3-L | Alternative blink control | Alt. contr. centr. lock |
| 1               | 2      | 3      | 4      | 5      | 6      | 7                         | 8                       |
| +               | +      | +      | +      | +      | +      | +                         | +                       |

| connector 15 pin   |                        |           |            |                  |              |                     |                       |                    |                     |              |                |                    |          |              |
|--------------------|------------------------|-----------|------------|------------------|--------------|---------------------|-----------------------|--------------------|---------------------|--------------|----------------|--------------------|----------|--------------|
| OUT                | OUT                    | OUT       | OUT        | OUT              | OUT          | OUT                 | OUT                   | OUT                | OUT                 | OUT          | OUT            | OUT                | OUT      | OUT          |
| Driver door sensor | Passengers door sensor | Trunk lid | Hood sense | Original alarm++ | Arming state | Lock factory remote | Unlock factory remote | Any button pressed | Handbrake / Parking | Speed 10kmph | Engine running | Engine speed (RPM) | Ignition | Key inserted |
| 1                  | 2                      | 3         | 4          | 5                | 6            | 7                   | 8                     | 9                  | 10                  | 11           | 12             | 13                 | 14       | 15           |
| +                  | +                      | +         | +          | +                | +            | +                   | +                     | +                  | +                   | +            | +              | +                  | +        | +            |

| connector 10 pin |                           |                     |                    |                     |               |                   |                   |     |          |
|------------------|---------------------------|---------------------|--------------------|---------------------|---------------|-------------------|-------------------|-----|----------|
| OUT              | IN                        | IN                  | IN                 | IN                  | IN            | IN                | IN                | IN  | IN       |
| Footbrake        | Drivers door opening sim. | Turn off the engine | Turn on the engine | Turn signal control | Trunk release | Opening all doors | Closing all doors | GND | PWR +12V |
| 1                | 2                         | 3                   | 4                  | 5                   | 6             | 7                 | 8                 | 9   | 10       |
| +                | +                         | +                   | +                  | +                   | +             | +                 | +                 | +   | +        |

Attention:

**FORD FUSION (TITANIUM) (USA Market)**

year: 2013 →

with and without Keyless System (with factory alarm)

program №: 12589

from: 2022-12-21

| connector 8 pin |        |        |        |        |        |                           |                         |
|-----------------|--------|--------|--------|--------|--------|---------------------------|-------------------------|
| CAN H           | CAN L  | CAN H  | CAN L  | CAN H  | CAN L  | OUT +/                    | OUT +/-                 |
| CAN1-H          | CAN1-L | CAN2-H | CAN2-L | CAN3-H | CAN3-L | Alternative blink control | Alt. contr. centr. lock |
| 1               | 2      | 3      | 4      | 5      | 6      | 7                         | 8                       |
| +               | +      | +      | +      | +      | +      | +                         | +                       |

| connector 15 pin   |                        |           |            |                  |              |                     |                       |                    |                     |              |                |                    |          |              |
|--------------------|------------------------|-----------|------------|------------------|--------------|---------------------|-----------------------|--------------------|---------------------|--------------|----------------|--------------------|----------|--------------|
| OUT                | OUT                    | OUT       | OUT        | OUT              | OUT          | OUT                 | OUT                   | OUT                | OUT                 | OUT          | OUT            | OUT                | OUT      | OUT          |
| Driver door sensor | Passengers door sensor | Trunk lid | Hood sense | Original alarm++ | Arming state | Lock factory remote | Unlock factory remote | Any button pressed | Handbrake / Parking | Speed 10kmph | Engine running | Engine speed (RPM) | Ignition | Key inserted |
| 1                  | 2                      | 3         | 4          | 5                | 6            | 7                   | 8                     | 9                  | 10                  | 11           | 12             | 13                 | 14       | 15           |
| +                  | +                      | +         | +          | +                | +            | +                   | +                     | +                  | +                   | +            | +              | +                  | +        | +            |

| connector 10 pin |                           |                     |                    |                     |               |                   |                   |     |          |
|------------------|---------------------------|---------------------|--------------------|---------------------|---------------|-------------------|-------------------|-----|----------|
| OUT              | IN                        | IN                  | IN                 | IN                  | IN            | IN                | IN                | IN  | IN       |
| Footbrake        | Drivers door opening sim. | Turn off the engine | Turn on the engine | Turn signal control | Trunk release | Opening all doors | Closing all doors | GND | PWR +12V |
| 1                | 2                         | 3                   | 4                  | 5                   | 6             | 7                 | 8                 | 9   | 10       |
| +                | +                         | +                   | +                  | +                   | +             | +                 | +                 | +   | +        |

Attention:

**FORD FUSION**

year: 2006 →

program №: 12895

from: 2019-11-27

| connector 8 pin |        |        |        |        |        |                           |                         |
|-----------------|--------|--------|--------|--------|--------|---------------------------|-------------------------|
| CAN H           | CAN L  | CAN H  | CAN L  | CAN H  | CAN L  | OUT +/                    | OUT +/-                 |
| CAN1-H          | CAN1-L | CAN2-H | CAN2-L | CAN3-H | CAN3-L | Alternative blink control | Alt. contr. centr. lock |
| 1               | 2      | 3      | 4      | 5      | 6      | 7                         | 8                       |
| +               | +      | +      | +      | +      | +      | +                         | +                       |

| connector 15 pin   |                        |           |            |                  |              |                     |                       |                    |                     |              |                |                    |          |              |
|--------------------|------------------------|-----------|------------|------------------|--------------|---------------------|-----------------------|--------------------|---------------------|--------------|----------------|--------------------|----------|--------------|
| OUT                | OUT                    | OUT       | OUT        | OUT              | OUT          | OUT                 | OUT                   | OUT                | OUT                 | OUT          | OUT            | OUT                | OUT      | OUT          |
| Driver door sensor | Passengers door sensor | Trunk lid | Hood sense | Original alarm++ | Arming state | Lock factory remote | Unlock factory remote | Any button pressed | Handbrake / Parking | Speed 10kmph | Engine running | Engine speed (RPM) | Ignition | Key inserted |
| 1                  | 2                      | 3         | 4          | 5                | 6            | 7                   | 8                     | 9                  | 10                  | 11           | 12             | 13                 | 14       | 15           |
| +                  | +                      | +         | +          | +                | +            | +                   | +                     | +                  | +                   | +            | +              | +                  | +        | +            |

| connector 10 pin |                           |                     |                    |                     |               |                   |                   |     |          |
|------------------|---------------------------|---------------------|--------------------|---------------------|---------------|-------------------|-------------------|-----|----------|
| OUT              | IN                        | IN                  | IN                 | IN                  | IN            | IN                | IN                | IN  | IN       |
| Footbrake        | Drivers door opening sim. | Turn off the engine | Turn on the engine | Turn signal control | Trunk release | Opening all doors | Closing all doors | GND | PWR +12V |
| 1                | 2                         | 3                   | 4                  | 5                   | 6             | 7                 | 8                 | 9   | 10       |
| +                | +                         | +                   | +                  | +                   | +             | +                 | +                 | +   | +        |

Attention:

Switches

|                         |                              |                 |
|-------------------------|------------------------------|-----------------|
| Contr. of factory alarm | Contr. c.lock when ign.is on | Comfort closure |
| +                       | +                            | +               |

|                         |                              |                 |
|-------------------------|------------------------------|-----------------|
| Contr. of factory alarm | Contr. c.lock when ign.is on | Comfort closure |
| +                       | +                            | +               |

|                         |                              |                 |
|-------------------------|------------------------------|-----------------|
| Contr. of factory alarm | Contr. c.lock when ign.is on | Comfort closure |
| +                       | +                            | +               |

|                         |                              |                 |
|-------------------------|------------------------------|-----------------|
| Contr. of factory alarm | Contr. c.lock when ign.is on | Comfort closure |
| +                       | +                            | +               |

|                         |                              |                 |
|-------------------------|------------------------------|-----------------|
| Contr. of factory alarm | Contr. c.lock when ign.is on | Comfort closure |
| +                       | +                            | +               |

FORD GALAXY (CK)

year: 2020 →

with and without Keyless System

program №: 13325

from: 2024-01-03

| connector 8 pin |        |        |        |        |        |                           |                         |
|-----------------|--------|--------|--------|--------|--------|---------------------------|-------------------------|
| CAN H           | CAN L  | CAN H  | CAN L  | CAN H  | CAN L  | OUT +                     | OUT -                   |
| CAN1-H          | CAN1-L | CAN2-H | CAN2-L | CAN3-H | CAN3-L | Alternative blink control | Alt. contr. centr. lock |
| 1               | 2      | 3      | 4      | 5      | 6      | 7                         | 8                       |
| +               | +      | +      | +      | +      | +      | +                         | +                       |

| connector 15 pin   |                        |           |            |                  |              |                     |                       |                    |                     |              |                |                    |          |              |
|--------------------|------------------------|-----------|------------|------------------|--------------|---------------------|-----------------------|--------------------|---------------------|--------------|----------------|--------------------|----------|--------------|
| OUT                | OUT                    | OUT       | OUT        | OUT              | OUT          | OUT                 | OUT                   | OUT                | OUT                 | OUT          | OUT            | OUT                | OUT      | OUT          |
| Driver door sensor | Passengers door sensor | Trunk lid | Hood sense | Original alarm++ | Arming state | Lock factory remote | Unlock factory remote | Any button pressed | Handbrake / Parking | Speed 10kmph | Engine running | Engine speed (RPM) | Ignition | Key inserted |
| 1                  | 2                      | 3         | 4          | 5                | 6            | 7                   | 8                     | 9                  | 10                  | 11           | 12             | 13                 | 14       | 15           |
| +                  | +                      | +         | +          | +                | +            | +                   | +                     | +                  | +                   | +            | +              | +                  | +        | +            |

| connector 10 pin |                           |                     |                    |                     |               |                   |                   |     |          |
|------------------|---------------------------|---------------------|--------------------|---------------------|---------------|-------------------|-------------------|-----|----------|
| OUT              | IN                        | IN                  | IN                 | IN                  | IN            | IN                | IN                | IN  | +        |
| Footbrake        | Drivers door opening sim. | Turn off the engine | Turn on the engine | Turn signal control | Trunk release | Opening all doors | Closing all doors | GND | PWR +12V |
| 1                | 2                         | 3                   | 4                  | 5                   | 6             | 7                 | 8                 | 9   | 10       |
| +                | +                         | +                   | +                  | +                   | +             | +                 | +                 | +   | +        |

|                              |
|------------------------------|
| Contr. of factory alarm      |
| Contr.c.lock. when ign.is on |
| Comfort closure              |

Attention:

FORD GALAXY (CK)

year: 2015 →

with and without Keyless System

program №: 12139

from: 2024-01-03

| connector 8 pin |        |        |        |        |        |                           |                         |
|-----------------|--------|--------|--------|--------|--------|---------------------------|-------------------------|
| CAN H           | CAN L  | CAN H  | CAN L  | CAN H  | CAN L  | OUT +                     | OUT -                   |
| CAN1-H          | CAN1-L | CAN2-H | CAN2-L | CAN3-H | CAN3-L | Alternative blink control | Alt. contr. centr. lock |
| 1               | 2      | 3      | 4      | 5      | 6      | 7                         | 8                       |
| +               | +      | +      | +      | +      | +      | +                         | +                       |

| connector 15 pin   |                        |           |            |                  |              |                     |                       |                    |                     |              |                |                    |          |              |
|--------------------|------------------------|-----------|------------|------------------|--------------|---------------------|-----------------------|--------------------|---------------------|--------------|----------------|--------------------|----------|--------------|
| OUT                | OUT                    | OUT       | OUT        | OUT              | OUT          | OUT                 | OUT                   | OUT                | OUT                 | OUT          | OUT            | OUT                | OUT      | OUT          |
| Driver door sensor | Passengers door sensor | Trunk lid | Hood sense | Original alarm++ | Arming state | Lock factory remote | Unlock factory remote | Any button pressed | Handbrake / Parking | Speed 10kmph | Engine running | Engine speed (RPM) | Ignition | Key inserted |
| 1                  | 2                      | 3         | 4          | 5                | 6            | 7                   | 8                     | 9                  | 10                  | 11           | 12             | 13                 | 14       | 15           |
| +                  | +                      | +         | +          | +                | +            | +                   | +                     | +                  | +                   | +            | +              | +                  | +        | +            |

| connector 10 pin |                           |                     |                    |                     |               |                   |                   |     |          |
|------------------|---------------------------|---------------------|--------------------|---------------------|---------------|-------------------|-------------------|-----|----------|
| OUT              | IN                        | IN                  | IN                 | IN                  | IN            | IN                | IN                | IN  | +        |
| Footbrake        | Drivers door opening sim. | Turn off the engine | Turn on the engine | Turn signal control | Trunk release | Opening all doors | Closing all doors | GND | PWR +12V |
| 1                | 2                         | 3                   | 4                  | 5                   | 6             | 7                 | 8                 | 9   | 10       |
| +                | +                         | +                   | +                  | +                   | +             | +                 | +                 | +   | +        |

|                              |
|------------------------------|
| Contr. of factory alarm      |
| Contr.c.lock. when ign.is on |
| Comfort closure              |

Attention:

FORD GALAXY (WA6)

year: 2010 →

with and without Keyless System

program №: 11133

from: 2021-09-15

| connector 8 pin |        |        |        |        |        |                           |                         |
|-----------------|--------|--------|--------|--------|--------|---------------------------|-------------------------|
| CAN H           | CAN L  | CAN H  | CAN L  | CAN H  | CAN L  | OUT +                     | OUT -                   |
| CAN1-H          | CAN1-L | CAN2-H | CAN2-L | CAN3-H | CAN3-L | Alternative blink control | Alt. contr. centr. lock |
| 1               | 2      | 3      | 4      | 5      | 6      | 7                         | 8                       |
| +               | +      | +      | +      | +      | +      | +                         | +                       |

| connector 15 pin   |                        |           |            |                  |              |                     |                       |                    |                     |              |                |                    |          |              |
|--------------------|------------------------|-----------|------------|------------------|--------------|---------------------|-----------------------|--------------------|---------------------|--------------|----------------|--------------------|----------|--------------|
| OUT                | OUT                    | OUT       | OUT        | OUT              | OUT          | OUT                 | OUT                   | OUT                | OUT                 | OUT          | OUT            | OUT                | OUT      | OUT          |
| Driver door sensor | Passengers door sensor | Trunk lid | Hood sense | Original alarm++ | Arming state | Lock factory remote | Unlock factory remote | Any button pressed | Handbrake / Parking | Speed 10kmph | Engine running | Engine speed (RPM) | Ignition | Key inserted |
| 1                  | 2                      | 3         | 4          | 5                | 6            | 7                   | 8                     | 9                  | 10                  | 11           | 12             | 13                 | 14       | 15           |
| +                  | +                      | +         | +          | +                | +            | +                   | +                     | +                  | +                   | +            | +              | +                  | +        | +            |

| connector 10 pin |                           |                     |                    |                     |               |                   |                   |     |          |
|------------------|---------------------------|---------------------|--------------------|---------------------|---------------|-------------------|-------------------|-----|----------|
| OUT              | IN                        | IN                  | IN                 | IN                  | IN            | IN                | IN                | IN  | +        |
| Footbrake        | Drivers door opening sim. | Turn off the engine | Turn on the engine | Turn signal control | Trunk release | Opening all doors | Closing all doors | GND | PWR +12V |
| 1                | 2                         | 3                   | 4                  | 5                   | 6             | 7                 | 8                 | 9   | 10       |
| +                | +                         | +                   | +                  | +                   | +             | +                 | +                 | +   | +        |

|                              |
|------------------------------|
| Contr. of factory alarm      |
| Contr.c.lock. when ign.is on |
| Comfort closure              |

Attention:

FORD GALAXY (WA6)

year: 2006 →

with and without Keyless System

program №: 11133

from: 2021-09-15

| connector 8 pin |        |        |        |        |        |                           |                         |
|-----------------|--------|--------|--------|--------|--------|---------------------------|-------------------------|
| CAN H           | CAN L  | CAN H  | CAN L  | CAN H  | CAN L  | OUT +                     | OUT -                   |
| CAN1-H          | CAN1-L | CAN2-H | CAN2-L | CAN3-H | CAN3-L | Alternative blink control | Alt. contr. centr. lock |
| 1               | 2      | 3      | 4      | 5      | 6      | 7                         | 8                       |
| +               | +      | +      | +      | +      | +      | +                         | +                       |

| connector 15 pin   |                        |           |            |                  |              |                     |                       |                    |                     |              |                |                    |          |              |
|--------------------|------------------------|-----------|------------|------------------|--------------|---------------------|-----------------------|--------------------|---------------------|--------------|----------------|--------------------|----------|--------------|
| OUT                | OUT                    | OUT       | OUT        | OUT              | OUT          | OUT                 | OUT                   | OUT                | OUT                 | OUT          | OUT            | OUT                | OUT      | OUT          |
| Driver door sensor | Passengers door sensor | Trunk lid | Hood sense | Original alarm++ | Arming state | Lock factory remote | Unlock factory remote | Any button pressed | Handbrake / Parking | Speed 10kmph | Engine running | Engine speed (RPM) | Ignition | Key inserted |
| 1                  | 2                      | 3         | 4          | 5                | 6            | 7                   | 8                     | 9                  | 10                  | 11           | 12             | 13                 | 14       | 15           |
| +                  | +                      | +         | +          | +                | +            | +                   | +                     | +                  | +                   | +            | +              | +                  | +        | +            |

| connector 10 pin |                           |                     |                    |                     |               |                   |                   |     |          |
|------------------|---------------------------|---------------------|--------------------|---------------------|---------------|-------------------|-------------------|-----|----------|
| OUT              | IN                        | IN                  | IN                 | IN                  | IN            | IN                | IN                | IN  | +        |
| Footbrake        | Drivers door opening sim. | Turn off the engine | Turn on the engine | Turn signal control | Trunk release | Opening all doors | Closing all doors | GND | PWR +12V |
| 1                | 2                         | 3                   | 4                  | 5                   | 6             | 7                 | 8                 | 9   | 10       |
| +                | +                         | +                   | +                  | +                   | +             | +                 | +                 | +   | +        |

|                              |
|------------------------------|
| Contr. of factory alarm      |
| Contr.c.lock. when ign.is on |
| Comfort closure              |

Attention:

FORD GRAND C-MAX (TITANIUM)

year: 2015 →

with and without Keyless System

program №: 11276

from: 2024-02-14

| connector 8 pin |        |        |        |        |        |                           |                         |
|-----------------|--------|--------|--------|--------|--------|---------------------------|-------------------------|
| CAN H           | CAN L  | CAN H  | CAN L  | CAN H  | CAN L  | OUT +                     | OUT -                   |
| CAN1-H          | CAN1-L | CAN2-H | CAN2-L | CAN3-H | CAN3-L | Alternative blink control | Alt. contr. centr. lock |
| 1               | 2      | 3      | 4      | 5      | 6      | 7                         | 8                       |
| +               | +      | +      | +      | +      | +      | +                         | +                       |

| connector 15 pin   |                        |           |            |                  |              |                     |                       |                    |                     |              |                |                    |          |              |
|--------------------|------------------------|-----------|------------|------------------|--------------|---------------------|-----------------------|--------------------|---------------------|--------------|----------------|--------------------|----------|--------------|
| OUT                | OUT                    | OUT       | OUT        | OUT              | OUT          | OUT                 | OUT                   | OUT                | OUT                 | OUT          | OUT            | OUT                | OUT      | OUT          |
| Driver door sensor | Passengers door sensor | Trunk lid | Hood sense | Original alarm++ | Arming state | Lock factory remote | Unlock factory remote | Any button pressed | Handbrake / Parking | Speed 10kmph | Engine running | Engine speed (RPM) | Ignition | Key inserted |
| 1                  | 2                      | 3         | 4          | 5                | 6            | 7                   | 8                     | 9                  | 10                  | 11           | 12             | 13                 | 14       | 15           |
| +                  | +                      | +         | +          | +                | +            | +                   | +                     | +                  | +                   | +            | +              | +                  | +        | +            |

| connector 10 pin |                           |                     |                    |                     |               |                   |                   |     |          |
|------------------|---------------------------|---------------------|--------------------|---------------------|---------------|-------------------|-------------------|-----|----------|
| OUT              | IN                        | IN                  | IN                 | IN                  | IN            | IN                | IN                | IN  | +        |
| Footbrake        | Drivers door opening sim. | Turn off the engine | Turn on the engine | Turn signal control | Trunk release | Opening all doors | Closing all doors | GND | PWR +12V |
| 1                | 2                         | 3                   | 4                  | 5                   | 6             | 7                 | 8                 | 9   | 10       |
| +                | +                         | +                   | +                  | +                   | +             | +                 | +                 | +   | +        |

|                              |
|------------------------------|
| Contr. of factory alarm      |
| Contr.c.lock. when ign.is on |
| Comfort closure              |

Attention:

Switches

**FORD GRAND C-MAX (DXA)**

year: 2010 →

with and without Keyless System

program №: 11276

from: 2024-02-14

| connector 8 pin |        |        |        |        |        |                           |                         |
|-----------------|--------|--------|--------|--------|--------|---------------------------|-------------------------|
| CAN H           | CAN L  | CAN H  | CAN L  | CAN H  | CAN L  | OUT +                     | OUT -                   |
| CAN1-H          | CAN1-L | CAN2-H | CAN2-L | CAN3-H | CAN3-L | Alternative blink control | Alt. contr. centr. lock |
| 1               | 2      | 3      | 4      | 5      | 6      | 7                         | 8                       |
| +               | +      | +      | +      | +      | +      | +                         | +                       |

Attention:

Switches

**FORD Ka (RU8)**

year: 2009 →

program №: 11194

from: 2017-09-01

| connector 8 pin |        |        |        |        |        |                           |                         |
|-----------------|--------|--------|--------|--------|--------|---------------------------|-------------------------|
| CAN H           | CAN L  | CAN H  | CAN L  | CAN H  | CAN L  | OUT +                     | OUT -                   |
| CAN1-H          | CAN1-L | CAN2-H | CAN2-L | CAN3-H | CAN3-L | Alternative blink control | Alt. contr. centr. lock |
| 1               | 2      | 3      | 4      | 5      | 6      | 7                         | 8                       |
| +               | +      | +      | +      | +      | +      | +                         | +                       |

Attention:

**FORD Ka + (UK)**

year: 2017 →

program №: 12258

from: 2022-12-21

| connector 8 pin |        |        |        |        |        |                           |                         |
|-----------------|--------|--------|--------|--------|--------|---------------------------|-------------------------|
| CAN H           | CAN L  | CAN H  | CAN L  | CAN H  | CAN L  | OUT +                     | OUT -                   |
| CAN1-H          | CAN1-L | CAN2-H | CAN2-L | CAN3-H | CAN3-L | Alternative blink control | Alt. contr. centr. lock |
| 1               | 2      | 3      | 4      | 5      | 6      | 7                         | 8                       |
| +               | +      | +      | +      | +      | +      | +                         | +                       |

Attention:

**FORD Ka+ ACTIVE (UK)**

year: 2018 →

program №: 12824

from: 2021-12-30

| connector 8 pin |        |        |        |        |        |                           |                         |
|-----------------|--------|--------|--------|--------|--------|---------------------------|-------------------------|
| CAN H           | CAN L  | CAN H  | CAN L  | CAN H  | CAN L  | OUT +                     | OUT -                   |
| CAN1-H          | CAN1-L | CAN2-H | CAN2-L | CAN3-H | CAN3-L | Alternative blink control | Alt. contr. centr. lock |
| 1               | 2      | 3      | 4      | 5      | 6      | 7                         | 8                       |
| +               | +      | +      | +      | +      | +      | +                         | +                       |

Attention:

**FORD KUGA (MF) (Hybrid) (Plug-in)**

year: 2020 →

with and without Keyless System

program №: 13269

from: 2024-01-03

| connector 8 pin |        |        |        |        |        |                           |                         |
|-----------------|--------|--------|--------|--------|--------|---------------------------|-------------------------|
| CAN H           | CAN L  | CAN H  | CAN L  | CAN H  | CAN L  | OUT +                     | OUT -                   |
| CAN1-H          | CAN1-L | CAN2-H | CAN2-L | CAN3-H | CAN3-L | Alternative blink control | Alt. contr. centr. lock |
| 1               | 2      | 3      | 4      | 5      | 6      | 7                         | 8                       |
| +               | +      | +      | +      | +      | +      | +                         | +                       |

Attention:

Switches

| connector 15 pin   |                        |           |            |                  |              |                     |                       |                    |                     |              |                |                    |          |              |
|--------------------|------------------------|-----------|------------|------------------|--------------|---------------------|-----------------------|--------------------|---------------------|--------------|----------------|--------------------|----------|--------------|
| OUT                | OUT                    | OUT       | OUT        | OUT              | OUT          | OUT                 | OUT                   | OUT                | OUT                 | OUT          | OUT            | OUT                | OUT      | OUT          |
| Driver door sensor | Passengers door sensor | Trunk lid | Hood sense | Original alarm++ | Arming state | Lock factory remote | Unlock factory remote | Any button pressed | Handbrake / Parking | Speed 10kmph | Engine running | Engine speed (RPM) | Ignition | Key inserted |
| 1                  | 2                      | 3         | 4          | 5                | 6            | 7                   | 8                     | 9                  | 10                  | 11           | 12             | 13                 | 14       | 15           |
| +                  | +                      | +         | +          | +                | +            | +                   | +                     | +                  | +                   | +            | +              | +                  | +        | +            |

| connector 10 pin |                           |                     |                    |                     |               |                   |                   |     |          |
|------------------|---------------------------|---------------------|--------------------|---------------------|---------------|-------------------|-------------------|-----|----------|
| OUT              | IN                        | IN                  | IN                 | IN                  | IN            | IN                | IN                | IN  | IN       |
| Footbrake        | Drivers door opening sim. | Turn off the engine | Turn on the engine | Turn signal control | Trunk release | Opening all doors | Closing all doors | GND | PWR +12V |
| 1                | 2                         | 3                   | 4                  | 5                   | 6             | 7                 | 8                 | 9   | 10       |
| +                | +                         | +                   | +                  | +                   | +             | +                 | +                 | +   | +        |

|                         |                              |                 |
|-------------------------|------------------------------|-----------------|
| Contr. of factory alarm | Contr.c.lock. when ign.is on | Comfort closure |
| +                       | +                            | +               |

| connector 15 pin   |                        |           |            |                  |              |                     |                       |                    |                     |              |                |                    |          |              |
|--------------------|------------------------|-----------|------------|------------------|--------------|---------------------|-----------------------|--------------------|---------------------|--------------|----------------|--------------------|----------|--------------|
| OUT                | OUT                    | OUT       | OUT        | OUT              | OUT          | OUT                 | OUT                   | OUT                | OUT                 | OUT          | OUT            | OUT                | OUT      | OUT          |
| Driver door sensor | Passengers door sensor | Trunk lid | Hood sense | Original alarm++ | Arming state | Lock factory remote | Unlock factory remote | Any button pressed | Handbrake / Parking | Speed 10kmph | Engine running | Engine speed (RPM) | Ignition | Key inserted |
| 1                  | 2                      | 3         | 4          | 5                | 6            | 7                   | 8                     | 9                  | 10                  | 11           | 12             | 13                 | 14       | 15           |
| +                  | +                      | +         | +          | +                | +            | +                   | +                     | +                  | +                   | +            | +              | +                  | +        | +            |

| connector 10 pin |                           |                     |                    |                     |               |                   |                   |     |          |
|------------------|---------------------------|---------------------|--------------------|---------------------|---------------|-------------------|-------------------|-----|----------|
| OUT              | IN                        | IN                  | IN                 | IN                  | IN            | IN                | IN                | IN  | IN       |
| Footbrake        | Drivers door opening sim. | Turn off the engine | Turn on the engine | Turn signal control | Trunk release | Opening all doors | Closing all doors | GND | PWR +12V |
| 1                | 2                         | 3                   | 4                  | 5                   | 6             | 7                 | 8                 | 9   | 10       |
| +                | +                         | +                   | +                  | +                   | +             | +                 | +                 | +   | +        |

|                         |                              |                 |
|-------------------------|------------------------------|-----------------|
| Contr. of factory alarm | Contr.c.lock. when ign.is on | Comfort closure |
| +                       | +                            | +               |

| connector 15 pin   |                        |           |            |                  |              |                     |                       |                    |                     |              |                |                    |          |              |
|--------------------|------------------------|-----------|------------|------------------|--------------|---------------------|-----------------------|--------------------|---------------------|--------------|----------------|--------------------|----------|--------------|
| OUT                | OUT                    | OUT       | OUT        | OUT              | OUT          | OUT                 | OUT                   | OUT                | OUT                 | OUT          | OUT            | OUT                | OUT      | OUT          |
| Driver door sensor | Passengers door sensor | Trunk lid | Hood sense | Original alarm++ | Arming state | Lock factory remote | Unlock factory remote | Any button pressed | Handbrake / Parking | Speed 10kmph | Engine running | Engine speed (RPM) | Ignition | Key inserted |
| 1                  | 2                      | 3         | 4          | 5                | 6            | 7                   | 8                     | 9                  | 10                  | 11           | 12             | 13                 | 14       | 15           |
| +                  | +                      | +         | +          | +                | +            | +                   | +                     | +                  | +                   | +            | +              | +                  | +        | +            |

| connector 10 pin |                           |                     |                    |                     |               |                   |                   |     |          |
|------------------|---------------------------|---------------------|--------------------|---------------------|---------------|-------------------|-------------------|-----|----------|
| OUT              | IN                        | IN                  | IN                 | IN                  | IN            | IN                | IN                | IN  | IN       |
| Footbrake        | Drivers door opening sim. | Turn off the engine | Turn on the engine | Turn signal control | Trunk release | Opening all doors | Closing all doors | GND | PWR +12V |
| 1                | 2                         | 3                   | 4                  | 5                   | 6             | 7                 | 8                 | 9   | 10       |
| +                | +                         | +                   | +                  | +                   | +             | +                 | +                 | +   | +        |

|                         |                              |                 |
|-------------------------|------------------------------|-----------------|
| Contr. of factory alarm | Contr.c.lock. when ign.is on | Comfort closure |
| +                       | +                            | +               |

| connector 15 pin   |                        |           |            |                  |              |                     |                       |                    |                     |              |                |                    |          |              |
|--------------------|------------------------|-----------|------------|------------------|--------------|---------------------|-----------------------|--------------------|---------------------|--------------|----------------|--------------------|----------|--------------|
| OUT                | OUT                    | OUT       | OUT        | OUT              | OUT          | OUT                 | OUT                   | OUT                | OUT                 | OUT          | OUT            | OUT                | OUT      | OUT          |
| Driver door sensor | Passengers door sensor | Trunk lid | Hood sense | Original alarm++ | Arming state | Lock factory remote | Unlock factory remote | Any button pressed | Handbrake / Parking | Speed 10kmph | Engine running | Engine speed (RPM) | Ignition | Key inserted |
| 1                  | 2                      | 3         | 4          | 5                | 6            | 7                   | 8                     | 9                  | 10                  | 11           | 12             | 13                 | 14       | 15           |
| +                  | +                      | +         | +          | +                | +            | +                   | +                     | +                  | +                   | +            | +              | +                  | +        | +            |

| connector 10 pin |                           |                     |                    |                     |               |                   |                   |     |          |
|------------------|---------------------------|---------------------|--------------------|---------------------|---------------|-------------------|-------------------|-----|----------|
| OUT              | IN                        | IN                  | IN                 | IN                  | IN            | IN                | IN                | IN  | IN       |
| Footbrake        | Drivers door opening sim. | Turn off the engine | Turn on the engine | Turn signal control | Trunk release | Opening all doors | Closing all doors | GND | PWR +12V |
| 1                | 2                         | 3                   | 4                  | 5                   | 6             | 7                 | 8                 | 9   | 10       |
| +                | +                         | +                   | +                  | +                   | +             | +                 | +                 | +   | +        |

|                         |                              |                 |
|-------------------------|------------------------------|-----------------|
| Contr. of factory alarm | Contr.c.lock. when ign.is on | Comfort closure |
| +                       | +                            | +               |

| connector 15 pin   |                        |           |            |                  |              |                     |                       |                    |                     |              |                |                    |          |              |
|--------------------|------------------------|-----------|------------|------------------|--------------|---------------------|-----------------------|--------------------|---------------------|--------------|----------------|--------------------|----------|--------------|
| OUT                | OUT                    | OUT       | OUT        | OUT              | OUT          | OUT                 | OUT                   | OUT                | OUT                 | OUT          | OUT            | OUT                | OUT      | OUT          |
| Driver door sensor | Passengers door sensor | Trunk lid | Hood sense | Original alarm++ | Arming state | Lock factory remote | Unlock factory remote | Any button pressed | Handbrake / Parking | Speed 10kmph | Engine running | Engine speed (RPM) | Ignition | Key inserted |
| 1                  | 2                      | 3         | 4          | 5                | 6            | 7                   | 8                     | 9                  | 10                  | 11           | 12             | 13                 | 14       | 15           |
| +                  | +                      | +         | +          | +                | +            | +                   | +                     | +                  | +                   | +            | +              | +                  | +        | +            |

| connector 10 pin |                           |                     |                    |                     |               |                   |                   |     |          |
|------------------|---------------------------|---------------------|--------------------|---------------------|---------------|-------------------|-------------------|-----|----------|
| OUT              | IN                        | IN                  | IN                 | IN                  | IN            | IN                | IN                | IN  | IN       |
| Footbrake        | Drivers door opening sim. | Turn off the engine | Turn on the engine | Turn signal control | Trunk release | Opening all doors | Closing all doors | GND | PWR +12V |
| 1                | 2                         | 3                   | 4                  | 5                   | 6             | 7                 | 8                 | 9   | 10       |
| +                | +                         | +                   | +                  | +                   | +             | +                 | +                 | +   | +        |

|                         |                              |                 |
|-------------------------|------------------------------|-----------------|
| Contr. of factory alarm | Contr.c.lock. when ign.is on | Comfort closure |
| +                       | +                            | +               |

Switches





**FORD MONDEO (MK V) (Hybrid)**

year: 2020 →

with and without Keyless System

program №: 13282

from: 2022-12-21

| connector 8 pin |        |        |        |        |        |                           |                         |
|-----------------|--------|--------|--------|--------|--------|---------------------------|-------------------------|
| CAN H           | CAN L  | CAN H  | CAN L  | CAN H  | CAN L  | OUT +                     | OUT -                   |
| CAN1-H          | CAN1-L | CAN2-H | CAN2-L | CAN3-H | CAN3-L | Alternative blink control | Alt. contr. centr. lock |
| 1               | 2      | 3      | 4      | 5      | 6      | 7                         | 8                       |
| +               | +      | +      | +      | +      | +      | +                         | +                       |

| connector 15 pin   |                        |           |            |                  |              |                     |                       |                    |                     |              |                |                    |          |              |
|--------------------|------------------------|-----------|------------|------------------|--------------|---------------------|-----------------------|--------------------|---------------------|--------------|----------------|--------------------|----------|--------------|
| OUT                | OUT                    | OUT       | OUT        | OUT              | OUT          | OUT                 | OUT                   | OUT                | OUT                 | OUT          | OUT            | OUT                | OUT      | OUT          |
| Driver door sensor | Passengers door sensor | Trunk lid | Hood sense | Original alarm++ | Arming state | Lock factory remote | Unlock factory remote | Any button pressed | Handbrake / Parking | Speed 10kmph | Engine running | Engine speed (RPM) | Ignition | Key inserted |
| 1                  | 2                      | 3         | 4          | 5                | 6            | 7                   | 8                     | 9                  | 10                  | 11           | 12             | 13                 | 14       | 15           |
| +                  | +                      | +         | +          | +                | +            | +                   | +                     | +                  | +                   | +            | +              | +                  | +        | +            |

| connector 10 pin |                           |                     |                    |                     |               |                   |                   |     |          |
|------------------|---------------------------|---------------------|--------------------|---------------------|---------------|-------------------|-------------------|-----|----------|
| OUT              | IN                        | IN                  | IN                 | IN                  | IN            | IN                | IN                | IN  | IN       |
| Footbrake        | Drivers door opening sim. | Turn off the engine | Turn on the engine | Turn signal control | Trunk release | Opening all doors | Closing all doors | GND | PWR +12V |
| 1                | 2                         | 3                   | 4                  | 5                   | 6             | 7                 | 8                 | 9   | 10       |
| +                | +                         | +                   | +                  | +                   | +             | +                 | +                 | +   | +        |

|                             |
|-----------------------------|
| Contr. of factory alarm     |
| Contr.c.lock when ign.is on |
| Comfort closure             |

Attention:



**FORD MONDEO (MK V)**

year: 2019 →

with and without Keyless System

program №: 12798

from: 2022-12-21

| connector 8 pin |        |        |        |        |        |                           |                         |
|-----------------|--------|--------|--------|--------|--------|---------------------------|-------------------------|
| CAN H           | CAN L  | CAN H  | CAN L  | CAN H  | CAN L  | OUT +                     | OUT -                   |
| CAN1-H          | CAN1-L | CAN2-H | CAN2-L | CAN3-H | CAN3-L | Alternative blink control | Alt. contr. centr. lock |
| 1               | 2      | 3      | 4      | 5      | 6      | 7                         | 8                       |
| +               | +      | +      | +      | +      | +      | +                         | +                       |

| connector 15 pin   |                        |           |            |                  |              |                     |                       |                    |                     |              |                |                    |          |              |
|--------------------|------------------------|-----------|------------|------------------|--------------|---------------------|-----------------------|--------------------|---------------------|--------------|----------------|--------------------|----------|--------------|
| OUT                | OUT                    | OUT       | OUT        | OUT              | OUT          | OUT                 | OUT                   | OUT                | OUT                 | OUT          | OUT            | OUT                | OUT      | OUT          |
| Driver door sensor | Passengers door sensor | Trunk lid | Hood sense | Original alarm++ | Arming state | Lock factory remote | Unlock factory remote | Any button pressed | Handbrake / Parking | Speed 10kmph | Engine running | Engine speed (RPM) | Ignition | Key inserted |
| 1                  | 2                      | 3         | 4          | 5                | 6            | 7                   | 8                     | 9                  | 10                  | 11           | 12             | 13                 | 14       | 15           |
| +                  | +                      | +         | +          | +                | +            | +                   | +                     | +                  | +                   | +            | +              | +                  | +        | +            |

| connector 10 pin |                           |                     |                    |                     |               |                   |                   |     |          |
|------------------|---------------------------|---------------------|--------------------|---------------------|---------------|-------------------|-------------------|-----|----------|
| OUT              | IN                        | IN                  | IN                 | IN                  | IN            | IN                | IN                | IN  | IN       |
| Footbrake        | Drivers door opening sim. | Turn off the engine | Turn on the engine | Turn signal control | Trunk release | Opening all doors | Closing all doors | GND | PWR +12V |
| 1                | 2                         | 3                   | 4                  | 5                   | 6             | 7                 | 8                 | 9   | 10       |
| +                | +                         | +                   | +                  | +                   | +             | +                 | +                 | +   | +        |

|                             |
|-----------------------------|
| Contr. of factory alarm     |
| Contr.c.lock when ign.is on |
| Comfort closure             |

Attention:



**FORD MONDEO (MK V)**

year: 2015 →

with and without Keyless System (with factory alarm)

program №: 11624

from: 2022-12-21

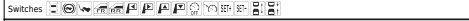
| connector 8 pin |        |        |        |        |        |                           |                         |
|-----------------|--------|--------|--------|--------|--------|---------------------------|-------------------------|
| CAN H           | CAN L  | CAN H  | CAN L  | CAN H  | CAN L  | OUT +                     | OUT -                   |
| CAN1-H          | CAN1-L | CAN2-H | CAN2-L | CAN3-H | CAN3-L | Alternative blink control | Alt. contr. centr. lock |
| 1               | 2      | 3      | 4      | 5      | 6      | 7                         | 8                       |
| +               | +      | +      | +      | +      | +      | +                         | +                       |

| connector 15 pin   |                        |           |            |                  |              |                     |                       |                    |                     |              |                |                    |          |              |
|--------------------|------------------------|-----------|------------|------------------|--------------|---------------------|-----------------------|--------------------|---------------------|--------------|----------------|--------------------|----------|--------------|
| OUT                | OUT                    | OUT       | OUT        | OUT              | OUT          | OUT                 | OUT                   | OUT                | OUT                 | OUT          | OUT            | OUT                | OUT      | OUT          |
| Driver door sensor | Passengers door sensor | Trunk lid | Hood sense | Original alarm++ | Arming state | Lock factory remote | Unlock factory remote | Any button pressed | Handbrake / Parking | Speed 10kmph | Engine running | Engine speed (RPM) | Ignition | Key inserted |
| 1                  | 2                      | 3         | 4          | 5                | 6            | 7                   | 8                     | 9                  | 10                  | 11           | 12             | 13                 | 14       | 15           |
| +                  | +                      | +         | +          | +                | +            | +                   | +                     | +                  | +                   | +            | +              | +                  | +        | +            |

| connector 10 pin |                           |                     |                    |                     |               |                   |                   |     |          |
|------------------|---------------------------|---------------------|--------------------|---------------------|---------------|-------------------|-------------------|-----|----------|
| OUT              | IN                        | IN                  | IN                 | IN                  | IN            | IN                | IN                | IN  | IN       |
| Footbrake        | Drivers door opening sim. | Turn off the engine | Turn on the engine | Turn signal control | Trunk release | Opening all doors | Closing all doors | GND | PWR +12V |
| 1                | 2                         | 3                   | 4                  | 5                   | 6             | 7                 | 8                 | 9   | 10       |
| +                | +                         | +                   | +                  | +                   | +             | +                 | +                 | +   | +        |

|                             |
|-----------------------------|
| Contr. of factory alarm     |
| Contr.c.lock when ign.is on |
| Comfort closure             |

Attention:



**FORD MONDEO (MK V)**

year: 2015 →

with and without Keyless System (without factory alarm)

program №: 11711

from: 2024-01-03

| connector 8 pin |        |        |        |        |        |                           |                         |
|-----------------|--------|--------|--------|--------|--------|---------------------------|-------------------------|
| CAN H           | CAN L  | CAN H  | CAN L  | CAN H  | CAN L  | OUT +                     | OUT -                   |
| CAN1-H          | CAN1-L | CAN2-H | CAN2-L | CAN3-H | CAN3-L | Alternative blink control | Alt. contr. centr. lock |
| 1               | 2      | 3      | 4      | 5      | 6      | 7                         | 8                       |
| +               | +      | +      | +      | +      | +      | +                         | +                       |

| connector 15 pin   |                        |           |            |                  |              |                     |                       |                    |                     |              |                |                    |          |              |
|--------------------|------------------------|-----------|------------|------------------|--------------|---------------------|-----------------------|--------------------|---------------------|--------------|----------------|--------------------|----------|--------------|
| OUT                | OUT                    | OUT       | OUT        | OUT              | OUT          | OUT                 | OUT                   | OUT                | OUT                 | OUT          | OUT            | OUT                | OUT      | OUT          |
| Driver door sensor | Passengers door sensor | Trunk lid | Hood sense | Original alarm++ | Arming state | Lock factory remote | Unlock factory remote | Any button pressed | Handbrake / Parking | Speed 10kmph | Engine running | Engine speed (RPM) | Ignition | Key inserted |
| 1                  | 2                      | 3         | 4          | 5                | 6            | 7                   | 8                     | 9                  | 10                  | 11           | 12             | 13                 | 14       | 15           |
| +                  | +                      | +         | +          | +                | +            | +                   | +                     | +                  | +                   | +            | +              | +                  | +        | +            |

| connector 10 pin |                           |                     |                    |                     |               |                   |                   |     |          |
|------------------|---------------------------|---------------------|--------------------|---------------------|---------------|-------------------|-------------------|-----|----------|
| OUT              | IN                        | IN                  | IN                 | IN                  | IN            | IN                | IN                | IN  | IN       |
| Footbrake        | Drivers door opening sim. | Turn off the engine | Turn on the engine | Turn signal control | Trunk release | Opening all doors | Closing all doors | GND | PWR +12V |
| 1                | 2                         | 3                   | 4                  | 5                   | 6             | 7                 | 8                 | 9   | 10       |
| +                | +                         | +                   | +                  | +                   | +             | +                 | +                 | +   | +        |

|                             |
|-----------------------------|
| Contr. of factory alarm     |
| Contr.c.lock when ign.is on |
| Comfort closure             |

Attention:



**FORD MONDEO (BD/BE/BG)**

year: 2011 →

with and without Keyless System

program №: 11133

from: 2021-09-15

| connector 8 pin |        |        |        |        |        |                           |                         |
|-----------------|--------|--------|--------|--------|--------|---------------------------|-------------------------|
| CAN H           | CAN L  | CAN H  | CAN L  | CAN H  | CAN L  | OUT +                     | OUT -                   |
| CAN1-H          | CAN1-L | CAN2-H | CAN2-L | CAN3-H | CAN3-L | Alternative blink control | Alt. contr. centr. lock |
| 1               | 2      | 3      | 4      | 5      | 6      | 7                         | 8                       |
| +               | +      | +      | +      | +      | +      | +                         | +                       |

| connector 15 pin   |                        |           |            |                  |              |                     |                       |                    |                     |              |                |                    |          |              |
|--------------------|------------------------|-----------|------------|------------------|--------------|---------------------|-----------------------|--------------------|---------------------|--------------|----------------|--------------------|----------|--------------|
| OUT                | OUT                    | OUT       | OUT        | OUT              | OUT          | OUT                 | OUT                   | OUT                | OUT                 | OUT          | OUT            | OUT                | OUT      | OUT          |
| Driver door sensor | Passengers door sensor | Trunk lid | Hood sense | Original alarm++ | Arming state | Lock factory remote | Unlock factory remote | Any button pressed | Handbrake / Parking | Speed 10kmph | Engine running | Engine speed (RPM) | Ignition | Key inserted |
| 1                  | 2                      | 3         | 4          | 5                | 6            | 7                   | 8                     | 9                  | 10                  | 11           | 12             | 13                 | 14       | 15           |
| +                  | +                      | +         | +          | +                | +            | +                   | +                     | +                  | +                   | +            | +              | +                  | +        | +            |

| connector 10 pin |                           |                     |                    |                     |               |                   |                   |     |          |
|------------------|---------------------------|---------------------|--------------------|---------------------|---------------|-------------------|-------------------|-----|----------|
| OUT              | IN                        | IN                  | IN                 | IN                  | IN            | IN                | IN                | IN  | IN       |
| Footbrake        | Drivers door opening sim. | Turn off the engine | Turn on the engine | Turn signal control | Trunk release | Opening all doors | Closing all doors | GND | PWR +12V |
| 1                | 2                         | 3                   | 4                  | 5                   | 6             | 7                 | 8                 | 9   | 10       |
| +                | +                         | +                   | +                  | +                   | +             | +                 | +                 | +   | +        |

|                             |
|-----------------------------|
| Contr. of factory alarm     |
| Contr.c.lock when ign.is on |
| Comfort closure             |

Attention:



**FORD MONDEO (BD/BE/BG)**

year: 2007 →

with and without Keyless System

program No: 11133

from: 2021-09-15

| connector 8 pin |        |        |        |        |        |                           |                         |
|-----------------|--------|--------|--------|--------|--------|---------------------------|-------------------------|
| CAN H           | CAN L  | CAN H  | CAN L  | CAN H  | CAN L  | OUT +                     | OUT -                   |
| CAN1-H          | CAN1-L | CAN2-H | CAN2-L | CAN3-H | CAN3-L | Alternative blink control | Alt. contr. centr. lock |
| 1               | 2      | 3      | 4      | 5      | 6      | 7                         | 8                       |
| +               | +      | +      | +      | +      | +      | +                         | +                       |

| connector 15 pin   |                        |           |            |                  |              |                     |                       |                    |                     |              |                |                    |          |              |
|--------------------|------------------------|-----------|------------|------------------|--------------|---------------------|-----------------------|--------------------|---------------------|--------------|----------------|--------------------|----------|--------------|
| OUT                | OUT                    | OUT       | OUT        | OUT              | OUT          | OUT                 | OUT                   | OUT                | OUT                 | OUT          | OUT            | OUT                | OUT      | OUT          |
| Driver door sensor | Passengers door sensor | Trunk lid | Hood sense | Original alarm++ | Arming state | Lock factory remote | Unlock factory remote | Any button pressed | Handbrake / Parking | Speed 10kmph | Engine running | Engine speed (RPM) | Ignition | Key inserted |
| 1                  | 2                      | 3         | 4          | 5                | 6            | 7                   | 8                     | 9                  | 10                  | 11           | 12             | 13                 | 14       | 15           |
| +                  | +                      | +         | +          | +                | +            | +                   | +                     | +                  | +                   | +            | +              | +                  | +        | +            |

| connector 10 pin |                           |                     |                    |                     |               |                   |                   |     |          |
|------------------|---------------------------|---------------------|--------------------|---------------------|---------------|-------------------|-------------------|-----|----------|
| OUT              | IN                        | IN                  | IN                 | IN                  | IN            | IN                | IN                | IN  | IN       |
| Footbrake        | Drivers door opening sim. | Turn off the engine | Turn on the engine | Turn signal control | Trunk release | Opening all doors | Closing all doors | GND | PWR +12V |
| 1                | 2                         | 3                   | 4                  | 5                   | 6             | 7                 | 8                 | 9   | 10       |
| +                | +                         | +                   | +                  | +                   | +             | +                 | +                 | +   | +        |

|                         |                               |                 |
|-------------------------|-------------------------------|-----------------|
| Contr. of factory alarm | Contr. c.lock. when ign.is on | Comfort closure |
| +                       | +                             | +               |

Attention:

**FORD MONDEO VIGNALE**

year: 2015 →

with and without Keyless System

program No: 11624

from: 2022-12-21

| connector 8 pin |        |        |        |        |        |                           |                         |
|-----------------|--------|--------|--------|--------|--------|---------------------------|-------------------------|
| CAN H           | CAN L  | CAN H  | CAN L  | CAN H  | CAN L  | OUT +                     | OUT -                   |
| CAN1-H          | CAN1-L | CAN2-H | CAN2-L | CAN3-H | CAN3-L | Alternative blink control | Alt. contr. centr. lock |
| 1               | 2      | 3      | 4      | 5      | 6      | 7                         | 8                       |
| +               | +      | +      | +      | +      | +      | +                         | +                       |

| connector 15 pin   |                        |           |            |                  |              |                     |                       |                    |                     |              |                |                    |          |              |
|--------------------|------------------------|-----------|------------|------------------|--------------|---------------------|-----------------------|--------------------|---------------------|--------------|----------------|--------------------|----------|--------------|
| OUT                | OUT                    | OUT       | OUT        | OUT              | OUT          | OUT                 | OUT                   | OUT                | OUT                 | OUT          | OUT            | OUT                | OUT      | OUT          |
| Driver door sensor | Passengers door sensor | Trunk lid | Hood sense | Original alarm++ | Arming state | Lock factory remote | Unlock factory remote | Any button pressed | Handbrake / Parking | Speed 10kmph | Engine running | Engine speed (RPM) | Ignition | Key inserted |
| 1                  | 2                      | 3         | 4          | 5                | 6            | 7                   | 8                     | 9                  | 10                  | 11           | 12             | 13                 | 14       | 15           |
| +                  | +                      | +         | +          | +                | +            | +                   | +                     | +                  | +                   | +            | +              | +                  | +        | +            |

| connector 10 pin |                           |                     |                    |                     |               |                   |                   |     |          |
|------------------|---------------------------|---------------------|--------------------|---------------------|---------------|-------------------|-------------------|-----|----------|
| OUT              | IN                        | IN                  | IN                 | IN                  | IN            | IN                | IN                | IN  | IN       |
| Footbrake        | Drivers door opening sim. | Turn off the engine | Turn on the engine | Turn signal control | Trunk release | Opening all doors | Closing all doors | GND | PWR +12V |
| 1                | 2                         | 3                   | 4                  | 5                   | 6             | 7                 | 8                 | 9   | 10       |
| +                | +                         | +                   | +                  | +                   | +             | +                 | +                 | +   | +        |

|                         |                               |                 |
|-------------------------|-------------------------------|-----------------|
| Contr. of factory alarm | Contr. c.lock. when ign.is on | Comfort closure |
| +                       | +                             | +               |

Attention:

**FORD MUSTANG (MACH-E) (Electric)**

year: 2021 →

with and without Keyless System

program No: 13832

from: 2023-02-08

| connector 8 pin |        |        |        |        |        |                           |                         |
|-----------------|--------|--------|--------|--------|--------|---------------------------|-------------------------|
| CAN H           | CAN L  | CAN H  | CAN L  | CAN H  | CAN L  | OUT +                     | OUT -                   |
| CAN1-H          | CAN1-L | CAN2-H | CAN2-L | CAN3-H | CAN3-L | Alternative blink control | Alt. contr. centr. lock |
| 1               | 2      | 3      | 4      | 5      | 6      | 7                         | 8                       |
| +               | +      | +      | +      | +      | +      | +                         | +                       |

| connector 15 pin   |                        |           |            |                  |              |                     |                       |                    |                     |              |                |                    |          |              |
|--------------------|------------------------|-----------|------------|------------------|--------------|---------------------|-----------------------|--------------------|---------------------|--------------|----------------|--------------------|----------|--------------|
| OUT                | OUT                    | OUT       | OUT        | OUT              | OUT          | OUT                 | OUT                   | OUT                | OUT                 | OUT          | OUT            | OUT                | OUT      | OUT          |
| Driver door sensor | Passengers door sensor | Trunk lid | Hood sense | Original alarm++ | Arming state | Lock factory remote | Unlock factory remote | Any button pressed | Handbrake / Parking | Speed 10kmph | Engine running | Engine speed (RPM) | Ignition | Key inserted |
| 1                  | 2                      | 3         | 4          | 5                | 6            | 7                   | 8                     | 9                  | 10                  | 11           | 12             | 13                 | 14       | 15           |
| +                  | +                      | +         | +          | +                | +            | +                   | +                     | +                  | +                   | +            | +              | +                  | +        | +            |

| connector 10 pin |                           |                     |                    |                     |               |                   |                   |     |          |
|------------------|---------------------------|---------------------|--------------------|---------------------|---------------|-------------------|-------------------|-----|----------|
| OUT              | IN                        | IN                  | IN                 | IN                  | IN            | IN                | IN                | IN  | IN       |
| Footbrake        | Drivers door opening sim. | Turn off the engine | Turn on the engine | Turn signal control | Trunk release | Opening all doors | Closing all doors | GND | PWR +12V |
| 1                | 2                         | 3                   | 4                  | 5                   | 6             | 7                 | 8                 | 9   | 10       |
| +                | +                         | +                   | +                  | +                   | +             | +                 | +                 | +   | +        |

|                         |                               |                 |
|-------------------------|-------------------------------|-----------------|
| Contr. of factory alarm | Contr. c.lock. when ign.is on | Comfort closure |
| +                       | +                             | +               |

Attention:

**FORD MUSTANG**

year: 2019 →

with and without Keyless System

program No: 13195

from: 2023-02-22

| connector 8 pin |        |        |        |        |        |                           |                         |
|-----------------|--------|--------|--------|--------|--------|---------------------------|-------------------------|
| CAN H           | CAN L  | CAN H  | CAN L  | CAN H  | CAN L  | OUT +                     | OUT -                   |
| CAN1-H          | CAN1-L | CAN2-H | CAN2-L | CAN3-H | CAN3-L | Alternative blink control | Alt. contr. centr. lock |
| 1               | 2      | 3      | 4      | 5      | 6      | 7                         | 8                       |
| +               | +      | +      | +      | +      | +      | +                         | +                       |

| connector 15 pin   |                        |           |            |                  |              |                     |                       |                    |                     |              |                |                    |          |              |
|--------------------|------------------------|-----------|------------|------------------|--------------|---------------------|-----------------------|--------------------|---------------------|--------------|----------------|--------------------|----------|--------------|
| OUT                | OUT                    | OUT       | OUT        | OUT              | OUT          | OUT                 | OUT                   | OUT                | OUT                 | OUT          | OUT            | OUT                | OUT      | OUT          |
| Driver door sensor | Passengers door sensor | Trunk lid | Hood sense | Original alarm++ | Arming state | Lock factory remote | Unlock factory remote | Any button pressed | Handbrake / Parking | Speed 10kmph | Engine running | Engine speed (RPM) | Ignition | Key inserted |
| 1                  | 2                      | 3         | 4          | 5                | 6            | 7                   | 8                     | 9                  | 10                  | 11           | 12             | 13                 | 14       | 15           |
| +                  | +                      | +         | +          | +                | +            | +                   | +                     | +                  | +                   | +            | +              | +                  | +        | +            |

| connector 10 pin |                           |                     |                    |                     |               |                   |                   |     |          |
|------------------|---------------------------|---------------------|--------------------|---------------------|---------------|-------------------|-------------------|-----|----------|
| OUT              | IN                        | IN                  | IN                 | IN                  | IN            | IN                | IN                | IN  | IN       |
| Footbrake        | Drivers door opening sim. | Turn off the engine | Turn on the engine | Turn signal control | Trunk release | Opening all doors | Closing all doors | GND | PWR +12V |
| 1                | 2                         | 3                   | 4                  | 5                   | 6             | 7                 | 8                 | 9   | 10       |
| +                | +                         | +                   | +                  | +                   | +             | +                 | +                 | +   | +        |

|                         |                               |                 |
|-------------------------|-------------------------------|-----------------|
| Contr. of factory alarm | Contr. c.lock. when ign.is on | Comfort closure |
| +                       | +                             | +               |

Attention:

**FORD MUSTANG**

year: 2015 →

with and without Keyless System

program No: 11867

from: 2023-02-22

| connector 8 pin |        |        |        |        |        |                           |                         |
|-----------------|--------|--------|--------|--------|--------|---------------------------|-------------------------|
| CAN H           | CAN L  | CAN H  | CAN L  | CAN H  | CAN L  | OUT +                     | OUT -                   |
| CAN1-H          | CAN1-L | CAN2-H | CAN2-L | CAN3-H | CAN3-L | Alternative blink control | Alt. contr. centr. lock |
| 1               | 2      | 3      | 4      | 5      | 6      | 7                         | 8                       |
| +               | +      | +      | +      | +      | +      | +                         | +                       |

| connector 15 pin   |                        |           |            |                  |              |                     |                       |                    |                     |              |                |                    |          |              |
|--------------------|------------------------|-----------|------------|------------------|--------------|---------------------|-----------------------|--------------------|---------------------|--------------|----------------|--------------------|----------|--------------|
| OUT                | OUT                    | OUT       | OUT        | OUT              | OUT          | OUT                 | OUT                   | OUT                | OUT                 | OUT          | OUT            | OUT                | OUT      | OUT          |
| Driver door sensor | Passengers door sensor | Trunk lid | Hood sense | Original alarm++ | Arming state | Lock factory remote | Unlock factory remote | Any button pressed | Handbrake / Parking | Speed 10kmph | Engine running | Engine speed (RPM) | Ignition | Key inserted |
| 1                  | 2                      | 3         | 4          | 5                | 6            | 7                   | 8                     | 9                  | 10                  | 11           | 12             | 13                 | 14       | 15           |
| +                  | +                      | +         | +          | +                | +            | +                   | +                     | +                  | +                   | +            | +              | +                  | +        | +            |

| connector 10 pin |                           |                     |                    |                     |               |                   |                   |     |          |
|------------------|---------------------------|---------------------|--------------------|---------------------|---------------|-------------------|-------------------|-----|----------|
| OUT              | IN                        | IN                  | IN                 | IN                  | IN            | IN                | IN                | IN  | IN       |
| Footbrake        | Drivers door opening sim. | Turn off the engine | Turn on the engine | Turn signal control | Trunk release | Opening all doors | Closing all doors | GND | PWR +12V |
| 1                | 2                         | 3                   | 4                  | 5                   | 6             | 7                 | 8                 | 9   | 10       |
| +                | +                         | +                   | +                  | +                   | +             | +                 | +                 | +   | +        |

|                         |                               |                 |
|-------------------------|-------------------------------|-----------------|
| Contr. of factory alarm | Contr. c.lock. when ign.is on | Comfort closure |
| +                       | +                             | +               |

Attention:



**FORD RANGER (T6)**

year: 2019 →

program №: 12785

from: 2023-02-22

| connector 8 pin |        |        |        |        |        |                           |                         | connector 15 pin   |                        |           |            |                  |              |                     |                       |                    |                     |              |                |                    |          |              | connector 10 pin |                           |                     |                    |                     |               |                   |                   |     |          |    |    |
|-----------------|--------|--------|--------|--------|--------|---------------------------|-------------------------|--------------------|------------------------|-----------|------------|------------------|--------------|---------------------|-----------------------|--------------------|---------------------|--------------|----------------|--------------------|----------|--------------|------------------|---------------------------|---------------------|--------------------|---------------------|---------------|-------------------|-------------------|-----|----------|----|----|
| CAN H           | CAN L  | CAN H  | CAN L  | CAN H  | CAN L  | OUT +                     | OUT -                   | OUT                | OUT                    | OUT       | OUT        | OUT              | OUT          | OUT                 | OUT                   | OUT                | OUT                 | OUT          | OUT            | OUT                | OUT      | OUT          | OUT              | OUT                       | OUT                 | IN                 | IN                  | IN            | IN                | IN                | IN  | IN       | IN | IN |
| CAN1-H          | CAN1-L | CAN2-H | CAN2-L | CAN3-H | CAN3-L | Alternative blink control | Alt. contr. centr. lock | Driver door sensor | Passengers door sensor | Trunk lid | Hood sense | Original alarm++ | Arming state | Lock factory remote | Unlock factory remote | Any button pressed | Handbrake / Parking | Speed 10kmph | Engine running | Engine speed (RPM) | Ignition | Key inserted | Footbrake        | Drivers door opening sim. | Turn off the engine | Turn on the engine | Turn signal control | Trunk release | Opening all doors | Closing all doors | GND | PWR +12V |    |    |
| 1               | 2      | 3      | 4      | 5      | 6      | 7                         | 8                       | 1                  | 2                      | 3         | 4          | 5                | 6            | 7                   | 8                     | 9                  | 10                  | 11           | 12             | 13                 | 14       | 15           | 1                | 2                         | 3                   | 4                  | 5                   | 6             | 7                 | 8                 | 9   | 10       |    |    |
| +               | +      | +      | +      | +      | +      | +                         | +                       | +                  | +                      | +         | +          | +                | +            | +                   | +                     | +                  | +                   | +            | +              | +                  | +        | +            | +                | +                         | +                   | +                  | +                   | +             | +                 | +                 | +   |          |    |    |

Attention:

Switches

**FORD RANGER (T6)**

year: 2015 →

program №: 11866

from: 2022-12-21

| connector 8 pin |        |        |        |        |        |                           |                         | connector 15 pin   |                        |           |            |                  |              |                     |                       |                    |                     |              |                |                    |          |              | connector 10 pin |                           |                     |                    |                     |               |                   |                   |     |          |    |    |
|-----------------|--------|--------|--------|--------|--------|---------------------------|-------------------------|--------------------|------------------------|-----------|------------|------------------|--------------|---------------------|-----------------------|--------------------|---------------------|--------------|----------------|--------------------|----------|--------------|------------------|---------------------------|---------------------|--------------------|---------------------|---------------|-------------------|-------------------|-----|----------|----|----|
| CAN H           | CAN L  | CAN H  | CAN L  | CAN H  | CAN L  | OUT +                     | OUT -                   | OUT                | OUT                    | OUT       | OUT        | OUT              | OUT          | OUT                 | OUT                   | OUT                | OUT                 | OUT          | OUT            | OUT                | OUT      | OUT          | OUT              | OUT                       | OUT                 | IN                 | IN                  | IN            | IN                | IN                | IN  | IN       | IN | IN |
| CAN1-H          | CAN1-L | CAN2-H | CAN2-L | CAN3-H | CAN3-L | Alternative blink control | Alt. contr. centr. lock | Driver door sensor | Passengers door sensor | Trunk lid | Hood sense | Original alarm++ | Arming state | Lock factory remote | Unlock factory remote | Any button pressed | Handbrake / Parking | Speed 10kmph | Engine running | Engine speed (RPM) | Ignition | Key inserted | Footbrake        | Drivers door opening sim. | Turn off the engine | Turn on the engine | Turn signal control | Trunk release | Opening all doors | Closing all doors | GND | PWR +12V |    |    |
| 1               | 2      | 3      | 4      | 5      | 6      | 7                         | 8                       | 1                  | 2                      | 3         | 4          | 5                | 6            | 7                   | 8                     | 9                  | 10                  | 11           | 12             | 13                 | 14       | 15           | 1                | 2                         | 3                   | 4                  | 5                   | 6             | 7                 | 8                 | 9   | 10       |    |    |
| +               | +      | +      | +      | +      | +      | +                         | +                       | +                  | +                      | +         | +          | +                | +            | +                   | +                     | +                  | +                   | +            | +              | +                  | +        | +            | +                | +                         | +                   | +                  | +                   | +             | +                 | +                 | +   |          |    |    |

Attention:

Switches

**FORD RANGER (T6)**

year: 2012 →

program №: 11462

from: 2021-12-08

| connector 8 pin |        |        |        |        |        |                           |                         | connector 15 pin   |                        |           |            |                  |              |                     |                       |                    |                     |              |                |                    |          |              | connector 10 pin |                           |                     |                    |                     |               |                   |                   |     |          |    |
|-----------------|--------|--------|--------|--------|--------|---------------------------|-------------------------|--------------------|------------------------|-----------|------------|------------------|--------------|---------------------|-----------------------|--------------------|---------------------|--------------|----------------|--------------------|----------|--------------|------------------|---------------------------|---------------------|--------------------|---------------------|---------------|-------------------|-------------------|-----|----------|----|
| CAN H           | CAN L  | CAN H  | CAN L  | CAN H  | CAN L  | OUT +                     | OUT -                   | OUT                | OUT                    | OUT       | OUT        | OUT              | OUT          | OUT                 | OUT                   | OUT                | OUT                 | OUT          | OUT            | OUT                | OUT      | OUT          | OUT              | OUT                       | IN                  | IN                 | IN                  | IN            | IN                | IN                | IN  | IN       | IN |
| CAN1-H          | CAN1-L | CAN2-H | CAN2-L | CAN3-H | CAN3-L | Alternative blink control | Alt. contr. centr. lock | Driver door sensor | Passengers door sensor | Trunk lid | Hood sense | Original alarm++ | Arming state | Lock factory remote | Unlock factory remote | Any button pressed | Handbrake / Parking | Speed 10kmph | Engine running | Engine speed (RPM) | Ignition | Key inserted | Footbrake        | Drivers door opening sim. | Turn off the engine | Turn on the engine | Turn signal control | Trunk release | Opening all doors | Closing all doors | GND | PWR +12V |    |
| 1               | 2      | 3      | 4      | 5      | 6      | 7                         | 8                       | 1                  | 2                      | 3         | 4          | 5                | 6            | 7                   | 8                     | 9                  | 10                  | 11           | 12             | 13                 | 14       | 15           | 1                | 2                         | 3                   | 4                  | 5                   | 6             | 7                 | 8                 | 9   | 10       |    |
| +               | +      | +      | +      | +      | +      | +                         | +                       | +                  | +                      | +         | +          | +                | +            | +                   | +                     | +                  | +                   | +            | +              | +                  | +        | +            | +                | +                         | +                   | +                  | +                   | +             | +                 | +                 | +   |          |    |

Attention:

Switches

**FORD S-MAX (C)**

year: 2020 →

with and without Keyless System

program №: 13323

from: 2024-01-03

| connector 8 pin |        |        |        |        |        |                           |                         | connector 15 pin   |                        |           |            |                  |              |                     |                       |                    |                     |              |                |                    |          |              | connector 10 pin |                           |                     |                    |                     |               |                   |                   |     |          |    |
|-----------------|--------|--------|--------|--------|--------|---------------------------|-------------------------|--------------------|------------------------|-----------|------------|------------------|--------------|---------------------|-----------------------|--------------------|---------------------|--------------|----------------|--------------------|----------|--------------|------------------|---------------------------|---------------------|--------------------|---------------------|---------------|-------------------|-------------------|-----|----------|----|
| CAN H           | CAN L  | CAN H  | CAN L  | CAN H  | CAN L  | OUT +                     | OUT -                   | OUT                | OUT                    | OUT       | OUT        | OUT              | OUT          | OUT                 | OUT                   | OUT                | OUT                 | OUT          | OUT            | OUT                | OUT      | OUT          | OUT              | OUT                       | IN                  | IN                 | IN                  | IN            | IN                | IN                | IN  | IN       | IN |
| CAN1-H          | CAN1-L | CAN2-H | CAN2-L | CAN3-H | CAN3-L | Alternative blink control | Alt. contr. centr. lock | Driver door sensor | Passengers door sensor | Trunk lid | Hood sense | Original alarm++ | Arming state | Lock factory remote | Unlock factory remote | Any button pressed | Handbrake / Parking | Speed 10kmph | Engine running | Engine speed (RPM) | Ignition | Key inserted | Footbrake        | Drivers door opening sim. | Turn off the engine | Turn on the engine | Turn signal control | Trunk release | Opening all doors | Closing all doors | GND | PWR +12V |    |
| 1               | 2      | 3      | 4      | 5      | 6      | 7                         | 8                       | 1                  | 2                      | 3         | 4          | 5                | 6            | 7                   | 8                     | 9                  | 10                  | 11           | 12             | 13                 | 14       | 15           | 1                | 2                         | 3                   | 4                  | 5                   | 6             | 7                 | 8                 | 9   | 10       |    |
| +               | +      | +      | +      | +      | +      | +                         | +                       | +                  | +                      | +         | +          | +                | +            | +                   | +                     | +                  | +                   | +            | +              | +                  | +        | +            | +                | +                         | +                   | +                  | +                   | +             | +                 | +                 | +   |          |    |

Attention:

Switches

**FORD S-MAX (C)**

year: 2015 →

with and without Keyless System (without factory alarm)

program №: 11711

from: 2024-01-30

| connector 8 pin |        |        |        |        |        |                           |                         | connector 15 pin   |                        |           |            |                  |              |                     |                       |                    |                     |              |                |                    |          |              | connector 10 pin |                           |                     |                    |                     |               |                   |                   |     |          |    |
|-----------------|--------|--------|--------|--------|--------|---------------------------|-------------------------|--------------------|------------------------|-----------|------------|------------------|--------------|---------------------|-----------------------|--------------------|---------------------|--------------|----------------|--------------------|----------|--------------|------------------|---------------------------|---------------------|--------------------|---------------------|---------------|-------------------|-------------------|-----|----------|----|
| CAN H           | CAN L  | CAN H  | CAN L  | CAN H  | CAN L  | OUT +                     | OUT -                   | OUT                | OUT                    | OUT       | OUT        | OUT              | OUT          | OUT                 | OUT                   | OUT                | OUT                 | OUT          | OUT            | OUT                | OUT      | OUT          | OUT              | OUT                       | IN                  | IN                 | IN                  | IN            | IN                | IN                | IN  | IN       | IN |
| CAN1-H          | CAN1-L | CAN2-H | CAN2-L | CAN3-H | CAN3-L | Alternative blink control | Alt. contr. centr. lock | Driver door sensor | Passengers door sensor | Trunk lid | Hood sense | Original alarm++ | Arming state | Lock factory remote | Unlock factory remote | Any button pressed | Handbrake / Parking | Speed 10kmph | Engine running | Engine speed (RPM) | Ignition | Key inserted | Footbrake        | Drivers door opening sim. | Turn off the engine | Turn on the engine | Turn signal control | Trunk release | Opening all doors | Closing all doors | GND | PWR +12V |    |
| 1               | 2      | 3      | 4      | 5      | 6      | 7                         | 8                       | 1                  | 2                      | 3         | 4          | 5                | 6            | 7                   | 8                     | 9                  | 10                  | 11           | 12             | 13                 | 14       | 15           | 1                | 2                         | 3                   | 4                  | 5                   | 6             | 7                 | 8                 | 9   | 10       |    |
| +               | +      | +      | +      | +      | +      | +                         | +                       | +                  | +                      | +         | +          | +                | +            | +                   | +                     | +                  | +                   | +            | +              | +                  | +        | +            | +                | +                         | +                   | +                  | +                   | +             | +                 | +                 | +   |          |    |

Attention:

Switches

**FORD S-MAX (WS)**

year: 2010 →

with and without Keyless System

program No: 11133

from: 2021-09-15

| connector 8 pin |        |        |        |        |        |                           |                         |
|-----------------|--------|--------|--------|--------|--------|---------------------------|-------------------------|
| CAN H           | CAN L  | CAN H  | CAN L  | CAN H  | CAN L  | OUT +                     | OUT -                   |
| CAN1-H          | CAN1-L | CAN2-H | CAN2-L | CAN3-H | CAN3-L | Alternative blink control | Alt. contr. centr. lock |
| 1               | 2      | 3      | 4      | 5      | 6      | 7                         | 8                       |
| +               | +      | +      | +      | +      | +      | +                         | +                       |

| connector 15 pin   |                        |           |            |                  |              |                     |                       |                    |                     |              |                |                    |          |              |
|--------------------|------------------------|-----------|------------|------------------|--------------|---------------------|-----------------------|--------------------|---------------------|--------------|----------------|--------------------|----------|--------------|
| OUT                | OUT                    | OUT       | OUT        | OUT              | OUT          | OUT                 | OUT                   | OUT                | OUT                 | OUT          | OUT            | OUT                | OUT      | OUT          |
| Driver door sensor | Passengers door sensor | Trunk lid | Hood sense | Original alarm++ | Arming state | Lock factory remote | Unlock factory remote | Any button pressed | Handbrake / Parking | Speed 10kmph | Engine running | Engine speed (RPM) | Ignition | Key inserted |
| 1                  | 2                      | 3         | 4          | 5                | 6            | 7                   | 8                     | 9                  | 10                  | 11           | 12             | 13                 | 14       | 15           |
| +                  | +                      | +         | +          | +                | +            | +                   | +                     | +                  | +                   | +            | +              | +                  | +        | +            |

| connector 10 pin |                           |                     |                    |                     |               |                   |                   |     |          |
|------------------|---------------------------|---------------------|--------------------|---------------------|---------------|-------------------|-------------------|-----|----------|
| OUT              | IN                        | IN                  | IN                 | IN                  | IN            | IN                | IN                | IN  | IN       |
| Footbrake        | Drivers door opening sim. | Turn off the engine | Turn on the engine | Turn signal control | Trunk release | Opening all doors | Closing all doors | GND | PWR +12V |
| 1                | 2                         | 3                   | 4                  | 5                   | 6             | 7                 | 8                 | 9   | 10       |
| +                | +                         | +                   | +                  | +                   | +             | +                 | +                 | +   | +        |

|                         |                              |                 |
|-------------------------|------------------------------|-----------------|
| Contr. of factory alarm | Contr.c.lock. when ign.is on | Comfort closure |
| +                       | +                            | +               |

Attention:

Switches 

**FORD S-MAX (WS)**

year: 2007 →

with and without Keyless System

program No: 11133

from: 2021-09-15

| connector 8 pin |        |        |        |        |        |                           |                         |
|-----------------|--------|--------|--------|--------|--------|---------------------------|-------------------------|
| CAN H           | CAN L  | CAN H  | CAN L  | CAN H  | CAN L  | OUT +                     | OUT -                   |
| CAN1-H          | CAN1-L | CAN2-H | CAN2-L | CAN3-H | CAN3-L | Alternative blink control | Alt. contr. centr. lock |
| 1               | 2      | 3      | 4      | 5      | 6      | 7                         | 8                       |
| +               | +      | +      | +      | +      | +      | +                         | +                       |

| connector 15 pin   |                        |           |            |                  |              |                     |                       |                    |                     |              |                |                    |          |              |
|--------------------|------------------------|-----------|------------|------------------|--------------|---------------------|-----------------------|--------------------|---------------------|--------------|----------------|--------------------|----------|--------------|
| OUT                | OUT                    | OUT       | OUT        | OUT              | OUT          | OUT                 | OUT                   | OUT                | OUT                 | OUT          | OUT            | OUT                | OUT      | OUT          |
| Driver door sensor | Passengers door sensor | Trunk lid | Hood sense | Original alarm++ | Arming state | Lock factory remote | Unlock factory remote | Any button pressed | Handbrake / Parking | Speed 10kmph | Engine running | Engine speed (RPM) | Ignition | Key inserted |
| 1                  | 2                      | 3         | 4          | 5                | 6            | 7                   | 8                     | 9                  | 10                  | 11           | 12             | 13                 | 14       | 15           |
| +                  | +                      | +         | +          | +                | +            | +                   | +                     | +                  | +                   | +            | +              | +                  | +        | +            |

| connector 10 pin |                           |                     |                    |                     |               |                   |                   |     |          |
|------------------|---------------------------|---------------------|--------------------|---------------------|---------------|-------------------|-------------------|-----|----------|
| OUT              | IN                        | IN                  | IN                 | IN                  | IN            | IN                | IN                | IN  | IN       |
| Footbrake        | Drivers door opening sim. | Turn off the engine | Turn on the engine | Turn signal control | Trunk release | Opening all doors | Closing all doors | GND | PWR +12V |
| 1                | 2                         | 3                   | 4                  | 5                   | 6             | 7                 | 8                 | 9   | 10       |
| +                | +                         | +                   | +                  | +                   | +             | +                 | +                 | +   | +        |

|                         |                              |                 |
|-------------------------|------------------------------|-----------------|
| Contr. of factory alarm | Contr.c.lock. when ign.is on | Comfort closure |
| +                       | +                            | +               |

Attention:

Switches 

**FORD TERRITORY**

year: 2022 →

with and without Keyless System

program No: 14715

from: 2023-05-22

| connector 8 pin |        |        |        |        |        |                           |                         |
|-----------------|--------|--------|--------|--------|--------|---------------------------|-------------------------|
| CAN H           | CAN L  | CAN H  | CAN L  | CAN H  | CAN L  | OUT +                     | OUT -                   |
| CAN1-H          | CAN1-L | CAN2-H | CAN2-L | CAN3-H | CAN3-L | Alternative blink control | Alt. contr. centr. lock |
| 1               | 2      | 3      | 4      | 5      | 6      | 7                         | 8                       |
| +               | +      | +      | +      | +      | +      | +                         | +                       |

| connector 15 pin   |                        |           |            |                  |              |                     |                       |                    |                     |              |                |                    |          |              |
|--------------------|------------------------|-----------|------------|------------------|--------------|---------------------|-----------------------|--------------------|---------------------|--------------|----------------|--------------------|----------|--------------|
| OUT                | OUT                    | OUT       | OUT        | OUT              | OUT          | OUT                 | OUT                   | OUT                | OUT                 | OUT          | OUT            | OUT                | OUT      | OUT          |
| Driver door sensor | Passengers door sensor | Trunk lid | Hood sense | Original alarm++ | Arming state | Lock factory remote | Unlock factory remote | Any button pressed | Handbrake / Parking | Speed 10kmph | Engine running | Engine speed (RPM) | Ignition | Key inserted |
| 1                  | 2                      | 3         | 4          | 5                | 6            | 7                   | 8                     | 9                  | 10                  | 11           | 12             | 13                 | 14       | 15           |
| +                  | +                      | +         | +          | +                | +            | +                   | +                     | +                  | +                   | +            | +              | +                  | +        | +            |

| connector 10 pin |                           |                     |                    |                     |               |                   |                   |     |          |
|------------------|---------------------------|---------------------|--------------------|---------------------|---------------|-------------------|-------------------|-----|----------|
| OUT              | IN                        | IN                  | IN                 | IN                  | IN            | IN                | IN                | IN  | IN       |
| Footbrake        | Drivers door opening sim. | Turn off the engine | Turn on the engine | Turn signal control | Trunk release | Opening all doors | Closing all doors | GND | PWR +12V |
| 1                | 2                         | 3                   | 4                  | 5                   | 6             | 7                 | 8                 | 9   | 10       |
| +                | +                         | +                   | +                  | +                   | +             | +                 | +                 | +   | +        |

|                         |                              |                 |
|-------------------------|------------------------------|-----------------|
| Contr. of factory alarm | Contr.c.lock. when ign.is on | Comfort closure |
| +                       | +                            | +               |

Attention:

Switches 

**FORD TOURNEO**

year: 2007 →

with and without Keyless System

program No: 11247

from: 2017-09-01

| connector 8 pin |        |        |        |        |        |                           |                         |
|-----------------|--------|--------|--------|--------|--------|---------------------------|-------------------------|
| CAN H           | CAN L  | CAN H  | CAN L  | CAN H  | CAN L  | OUT +                     | OUT -                   |
| CAN1-H          | CAN1-L | CAN2-H | CAN2-L | CAN3-H | CAN3-L | Alternative blink control | Alt. contr. centr. lock |
| 1               | 2      | 3      | 4      | 5      | 6      | 7                         | 8                       |
| +               | +      | +      | +      | +      | +      | +                         | +                       |

| connector 15 pin   |                        |           |            |                  |              |                     |                       |                    |                     |              |                |                    |          |              |
|--------------------|------------------------|-----------|------------|------------------|--------------|---------------------|-----------------------|--------------------|---------------------|--------------|----------------|--------------------|----------|--------------|
| OUT                | OUT                    | OUT       | OUT        | OUT              | OUT          | OUT                 | OUT                   | OUT                | OUT                 | OUT          | OUT            | OUT                | OUT      | OUT          |
| Driver door sensor | Passengers door sensor | Trunk lid | Hood sense | Original alarm++ | Arming state | Lock factory remote | Unlock factory remote | Any button pressed | Handbrake / Parking | Speed 10kmph | Engine running | Engine speed (RPM) | Ignition | Key inserted |
| 1                  | 2                      | 3         | 4          | 5                | 6            | 7                   | 8                     | 9                  | 10                  | 11           | 12             | 13                 | 14       | 15           |
| +                  | +                      | +         | +          | +                | +            | +                   | +                     | +                  | +                   | +            | +              | +                  | +        | +            |

| connector 10 pin |                           |                     |                    |                     |               |                   |                   |     |          |
|------------------|---------------------------|---------------------|--------------------|---------------------|---------------|-------------------|-------------------|-----|----------|
| OUT              | IN                        | IN                  | IN                 | IN                  | IN            | IN                | IN                | IN  | IN       |
| Footbrake        | Drivers door opening sim. | Turn off the engine | Turn on the engine | Turn signal control | Trunk release | Opening all doors | Closing all doors | GND | PWR +12V |
| 1                | 2                         | 3                   | 4                  | 5                   | 6             | 7                 | 8                 | 9   | 10       |
| +                | +                         | +                   | +                  | +                   | +             | +                 | +                 | +   | +        |

|                         |                              |                 |
|-------------------------|------------------------------|-----------------|
| Contr. of factory alarm | Contr.c.lock. when ign.is on | Comfort closure |
| +                       | +                            | +               |

Attention:

**FORD TOURNEO CONNECT (SK) (Automatic-transmission)**

year: 2023 →

with and without Keyless System

program No: 14927

from: 2023-10-05

| connector 8 pin |        |        |        |        |        |                           |                         |
|-----------------|--------|--------|--------|--------|--------|---------------------------|-------------------------|
| CAN H           | CAN L  | CAN H  | CAN L  | CAN H  | CAN L  | OUT +                     | OUT -                   |
| CAN1-H          | CAN1-L | CAN2-H | CAN2-L | CAN3-H | CAN3-L | Alternative blink control | Alt. contr. centr. lock |
| 1               | 2      | 3      | 4      | 5      | 6      | 7                         | 8                       |
| +               | +      | +      | +      | +      | +      | +                         | +                       |

| connector 15 pin   |                        |           |            |                  |              |                     |                       |                    |                     |              |                |                    |          |              |
|--------------------|------------------------|-----------|------------|------------------|--------------|---------------------|-----------------------|--------------------|---------------------|--------------|----------------|--------------------|----------|--------------|
| OUT                | OUT                    | OUT       | OUT        | OUT              | OUT          | OUT                 | OUT                   | OUT                | OUT                 | OUT          | OUT            | OUT                | OUT      | OUT          |
| Driver door sensor | Passengers door sensor | Trunk lid | Hood sense | Original alarm++ | Arming state | Lock factory remote | Unlock factory remote | Any button pressed | Handbrake / Parking | Speed 10kmph | Engine running | Engine speed (RPM) | Ignition | Key inserted |
| 1                  | 2                      | 3         | 4          | 5                | 6            | 7                   | 8                     | 9                  | 10                  | 11           | 12             | 13                 | 14       | 15           |
| +                  | +                      | +         | +          | +                | +            | +                   | +                     | +                  | +                   | +            | +              | +                  | +        | +            |

| connector 10 pin |                           |                     |                    |                     |               |                   |                   |     |          |
|------------------|---------------------------|---------------------|--------------------|---------------------|---------------|-------------------|-------------------|-----|----------|
| OUT              | IN                        | IN                  | IN                 | IN                  | IN            | IN                | IN                | IN  | IN       |
| Footbrake        | Drivers door opening sim. | Turn off the engine | Turn on the engine | Turn signal control | Trunk release | Opening all doors | Closing all doors | GND | PWR +12V |
| 1                | 2                         | 3                   | 4                  | 5                   | 6             | 7                 | 8                 | 9   | 10       |
| +                | +                         | +                   | +                  | +                   | +             | +                 | +                 | +   | +        |

|                         |                              |                 |
|-------------------------|------------------------------|-----------------|
| Contr. of factory alarm | Contr.c.lock. when ign.is on | Comfort closure |
| +                       | +                            | +               |

Attention:

Switches 

**FORD TOURNEO CONNECT**

year: **2019** →

program No: **13435**

from: **2022-12-21**

| connector 8 pin |        |        |        |        |        |                           |                         | connector 15 pin   |                        |           |            |                  |              |                     |                       |                    |                     |              |                |                    |          |              | connector 10 pin |                           |                     |                    |                     |               |                   |                   |     |          |           |                           |                     |                    |                     |               |                   |                   |     |          |                         |                              |                 |   |   |   |  |  |  |  |  |  |
|-----------------|--------|--------|--------|--------|--------|---------------------------|-------------------------|--------------------|------------------------|-----------|------------|------------------|--------------|---------------------|-----------------------|--------------------|---------------------|--------------|----------------|--------------------|----------|--------------|------------------|---------------------------|---------------------|--------------------|---------------------|---------------|-------------------|-------------------|-----|----------|-----------|---------------------------|---------------------|--------------------|---------------------|---------------|-------------------|-------------------|-----|----------|-------------------------|------------------------------|-----------------|---|---|---|--|--|--|--|--|--|
| CAN H           | CAN L  | CAN H  | CAN L  | CAN H  | CAN L  | OUT +                     | OUT -                   | OUT                | OUT                    | OUT       | OUT        | OUT              | OUT          | OUT                 | OUT                   | OUT                | OUT                 | OUT          | OUT            | OUT                | OUT      | OUT          | OUT              | OUT                       | OUT                 | OUT                | OUT                 | OUT           | OUT               | OUT               | IN  | IN       | IN        | IN                        | IN                  | IN                 | IN                  | IN            | IN                | IN                | IN  |          |                         |                              |                 |   |   |   |  |  |  |  |  |  |
| CAN1-H          | CAN1-L | CAN2-H | CAN2-L | CAN3-H | CAN3-L | Alternative blink control | Alt. contr. centr. lock | Driver door sensor | Passengers door sensor | Trunk lid | Hood sense | Original alarm++ | Arming state | Lock factory remote | Unlock factory remote | Any button pressed | Handbrake / Parking | Speed 10kmph | Engine running | Engine speed (RPM) | Ignition | Key inserted | Footbrake        | Drivers door opening sim. | Turn off the engine | Turn on the engine | Turn signal control | Trunk release | Opening all doors | Closing all doors | GND | PWR +12V | Footbrake | Drivers door opening sim. | Turn off the engine | Turn on the engine | Turn signal control | Trunk release | Opening all doors | Closing all doors | GND | PWR +12V | Contr. of factory alarm | Contr.c.lock. when ign.is on | Comfort closure |   |   |   |  |  |  |  |  |  |
| 1               | 2      | 3      | 4      | 5      | 6      | 7                         | 8                       | 1                  | 2                      | 3         | 4          | 5                | 6            | 7                   | 8                     | 9                  | 10                  | 11           | 12             | 13                 | 14       | 15           | 1                | 2                         | 3                   | 4                  | 5                   | 6             | 7                 | 8                 | 9   | 10       | 1         | 2                         | 3                   | 4                  | 5                   | 6             | 7                 | 8                 | 9   | 10       |                         |                              |                 |   |   |   |  |  |  |  |  |  |
| +               | +      | +      | +      | +      | +      | +                         | +                       | +                  | +                      | +         | +          | +                | +            | +                   | +                     | +                  | +                   | +            | +              | +                  | +        | +            | +                | +                         | +                   | +                  | +                   | +             | +                 | +                 | +   | +        | +         | +                         | +                   | +                  | +                   | +             | +                 | +                 | +   | +        | +                       | +                            | +               | + | + | + |  |  |  |  |  |  |

Attention:

Switches

**FORD TOURNEO CONNECT (Start-button)**

year: **2019** →

with and without Keyless System

program No: **14314**

from: **2023-05-22**

| connector 8 pin |        |        |        |        |        |                           |                         | connector 15 pin   |                        |           |            |                  |              |                     |                       |                    |                     |              |                |                    |          |              | connector 10 pin |                           |                     |                    |                     |               |                   |                   |     |          |           |                           |                     |                    |                     |               |                   |                   |     |          |                         |                              |                 |   |   |   |   |   |   |  |  |  |
|-----------------|--------|--------|--------|--------|--------|---------------------------|-------------------------|--------------------|------------------------|-----------|------------|------------------|--------------|---------------------|-----------------------|--------------------|---------------------|--------------|----------------|--------------------|----------|--------------|------------------|---------------------------|---------------------|--------------------|---------------------|---------------|-------------------|-------------------|-----|----------|-----------|---------------------------|---------------------|--------------------|---------------------|---------------|-------------------|-------------------|-----|----------|-------------------------|------------------------------|-----------------|---|---|---|---|---|---|--|--|--|
| CAN H           | CAN L  | CAN H  | CAN L  | CAN H  | CAN L  | OUT +                     | OUT -                   | OUT                | OUT                    | OUT       | OUT        | OUT              | OUT          | OUT                 | OUT                   | OUT                | OUT                 | OUT          | OUT            | OUT                | OUT      | OUT          | OUT              | OUT                       | OUT                 | OUT                | OUT                 | OUT           | OUT               | OUT               | OUT | IN       | IN        | IN                        | IN                  | IN                 | IN                  | IN            | IN                | IN                | IN  | IN       |                         |                              |                 |   |   |   |   |   |   |  |  |  |
| CAN1-H          | CAN1-L | CAN2-H | CAN2-L | CAN3-H | CAN3-L | Alternative blink control | Alt. contr. centr. lock | Driver door sensor | Passengers door sensor | Trunk lid | Hood sense | Original alarm++ | Arming state | Lock factory remote | Unlock factory remote | Any button pressed | Handbrake / Parking | Speed 10kmph | Engine running | Engine speed (RPM) | Ignition | Key inserted | Footbrake        | Drivers door opening sim. | Turn off the engine | Turn on the engine | Turn signal control | Trunk release | Opening all doors | Closing all doors | GND | PWR +12V | Footbrake | Drivers door opening sim. | Turn off the engine | Turn on the engine | Turn signal control | Trunk release | Opening all doors | Closing all doors | GND | PWR +12V | Contr. of factory alarm | Contr.c.lock. when ign.is on | Comfort closure |   |   |   |   |   |   |  |  |  |
| 1               | 2      | 3      | 4      | 5      | 6      | 7                         | 8                       | 1                  | 2                      | 3         | 4          | 5                | 6            | 7                   | 8                     | 9                  | 10                  | 11           | 12             | 13                 | 14       | 15           | 1                | 2                         | 3                   | 4                  | 5                   | 6             | 7                 | 8                 | 9   | 10       | 1         | 2                         | 3                   | 4                  | 5                   | 6             | 7                 | 8                 | 9   | 10       |                         |                              |                 |   |   |   |   |   |   |  |  |  |
| +               | +      | +      | +      | +      | +      | +                         | +                       | +                  | +                      | +         | +          | +                | +            | +                   | +                     | +                  | +                   | +            | +              | +                  | +        | +            | +                | +                         | +                   | +                  | +                   | +             | +                 | +                 | +   | +        | +         | +                         | +                   | +                  | +                   | +             | +                 | +                 | +   | +        | +                       | +                            | +               | + | + | + | + | + | + |  |  |  |

Attention:

Switches

**FORD TOURNEO CONNECT**

year: **2013** →

without Keyless System

program No: **11454**

from: **2021-09-15**

| connector 8 pin |        |        |        |        |        |                           |                         | connector 15 pin   |                        |           |            |                  |              |                     |                       |                    |                     |              |                |                    |          |              | connector 10 pin |                           |                     |                    |                     |               |                   |                   |     |          |           |                           |                     |                    |                     |               |                   |                   |     |          |                         |                              |                 |   |   |   |   |   |   |   |  |  |
|-----------------|--------|--------|--------|--------|--------|---------------------------|-------------------------|--------------------|------------------------|-----------|------------|------------------|--------------|---------------------|-----------------------|--------------------|---------------------|--------------|----------------|--------------------|----------|--------------|------------------|---------------------------|---------------------|--------------------|---------------------|---------------|-------------------|-------------------|-----|----------|-----------|---------------------------|---------------------|--------------------|---------------------|---------------|-------------------|-------------------|-----|----------|-------------------------|------------------------------|-----------------|---|---|---|---|---|---|---|--|--|
| CAN H           | CAN L  | CAN H  | CAN L  | CAN H  | CAN L  | OUT +                     | OUT -                   | OUT                | OUT                    | OUT       | OUT        | OUT              | OUT          | OUT                 | OUT                   | OUT                | OUT                 | OUT          | OUT            | OUT                | OUT      | OUT          | OUT              | OUT                       | OUT                 | OUT                | OUT                 | OUT           | OUT               | OUT               | IN  | IN       | IN        | IN                        | IN                  | IN                 | IN                  | IN            | IN                | IN                | IN  |          |                         |                              |                 |   |   |   |   |   |   |   |  |  |
| CAN1-H          | CAN1-L | CAN2-H | CAN2-L | CAN3-H | CAN3-L | Alternative blink control | Alt. contr. centr. lock | Driver door sensor | Passengers door sensor | Trunk lid | Hood sense | Original alarm++ | Arming state | Lock factory remote | Unlock factory remote | Any button pressed | Handbrake / Parking | Speed 10kmph | Engine running | Engine speed (RPM) | Ignition | Key inserted | Footbrake        | Drivers door opening sim. | Turn off the engine | Turn on the engine | Turn signal control | Trunk release | Opening all doors | Closing all doors | GND | PWR +12V | Footbrake | Drivers door opening sim. | Turn off the engine | Turn on the engine | Turn signal control | Trunk release | Opening all doors | Closing all doors | GND | PWR +12V | Contr. of factory alarm | Contr.c.lock. when ign.is on | Comfort closure |   |   |   |   |   |   |   |  |  |
| 1               | 2      | 3      | 4      | 5      | 6      | 7                         | 8                       | 1                  | 2                      | 3         | 4          | 5                | 6            | 7                   | 8                     | 9                  | 10                  | 11           | 12             | 13                 | 14       | 15           | 1                | 2                         | 3                   | 4                  | 5                   | 6             | 7                 | 8                 | 9   | 10       | 1         | 2                         | 3                   | 4                  | 5                   | 6             | 7                 | 8                 | 9   | 10       |                         |                              |                 |   |   |   |   |   |   |   |  |  |
| +               | +      | +      | +      | +      | +      | +                         | +                       | +                  | +                      | +         | +          | +                | +            | +                   | +                     | +                  | +                   | +            | +              | +                  | +        | +            | +                | +                         | +                   | +                  | +                   | +             | +                 | +                 | +   | +        | +         | +                         | +                   | +                  | +                   | +             | +                 | +                 | +   | +        | +                       | +                            | +               | + | + | + | + | + | + | + |  |  |

Attention:

Switches

**FORD TOURNEO CONNECT**

year: **2010** →

program No: **11172**

from: **2017-09-01**

| connector 8 pin |        |        |        |        |        |                           |                         | connector 15 pin   |                        |           |            |                  |              |                     |                       |                    |                     |              |                |                    |          |              | connector 10 pin |                           |                     |                    |                     |               |                   |                   |     |          |           |                           |                     |                    |                     |               |                   |                   |     |          |                         |                              |                 |   |   |   |   |   |   |   |  |  |
|-----------------|--------|--------|--------|--------|--------|---------------------------|-------------------------|--------------------|------------------------|-----------|------------|------------------|--------------|---------------------|-----------------------|--------------------|---------------------|--------------|----------------|--------------------|----------|--------------|------------------|---------------------------|---------------------|--------------------|---------------------|---------------|-------------------|-------------------|-----|----------|-----------|---------------------------|---------------------|--------------------|---------------------|---------------|-------------------|-------------------|-----|----------|-------------------------|------------------------------|-----------------|---|---|---|---|---|---|---|--|--|
| CAN H           | CAN L  | CAN H  | CAN L  | CAN H  | CAN L  | OUT +                     | OUT -                   | OUT                | OUT                    | OUT       | OUT        | OUT              | OUT          | OUT                 | OUT                   | OUT                | OUT                 | OUT          | OUT            | OUT                | OUT      | OUT          | OUT              | OUT                       | OUT                 | OUT                | OUT                 | OUT           | OUT               | OUT               | IN  | IN       | IN        | IN                        | IN                  | IN                 | IN                  | IN            | IN                | IN                | IN  |          |                         |                              |                 |   |   |   |   |   |   |   |  |  |
| CAN1-H          | CAN1-L | CAN2-H | CAN2-L | CAN3-H | CAN3-L | Alternative blink control | Alt. contr. centr. lock | Driver door sensor | Passengers door sensor | Trunk lid | Hood sense | Original alarm++ | Arming state | Lock factory remote | Unlock factory remote | Any button pressed | Handbrake / Parking | Speed 10kmph | Engine running | Engine speed (RPM) | Ignition | Key inserted | Footbrake        | Drivers door opening sim. | Turn off the engine | Turn on the engine | Turn signal control | Trunk release | Opening all doors | Closing all doors | GND | PWR +12V | Footbrake | Drivers door opening sim. | Turn off the engine | Turn on the engine | Turn signal control | Trunk release | Opening all doors | Closing all doors | GND | PWR +12V | Contr. of factory alarm | Contr.c.lock. when ign.is on | Comfort closure |   |   |   |   |   |   |   |  |  |
| 1               | 2      | 3      | 4      | 5      | 6      | 7                         | 8                       | 1                  | 2                      | 3         | 4          | 5                | 6            | 7                   | 8                     | 9                  | 10                  | 11           | 12             | 13                 | 14       | 15           | 1                | 2                         | 3                   | 4                  | 5                   | 6             | 7                 | 8                 | 9   | 10       | 1         | 2                         | 3                   | 4                  | 5                   | 6             | 7                 | 8                 | 9   | 10       |                         |                              |                 |   |   |   |   |   |   |   |  |  |
| +               | +      | +      | +      | +      | +      | +                         | +                       | +                  | +                      | +         | +          | +                | +            | +                   | +                     | +                  | +                   | +            | +              | +                  | +        | +            | +                | +                         | +                   | +                  | +                   | +             | +                 | +                 | +   | +        | +         | +                         | +                   | +                  | +                   | +             | +                 | +                 | +   | +        | +                       | +                            | +               | + | + | + | + | + | + | + |  |  |

Attention:

Switches

**FORD TOURNEO COURIER**

year: **2018** →

program No: **13275**

from: **2022-12-21**

| connector 8 pin |        |        |        |        |        |                           |                         | connector 15 pin   |                        |           |            |                  |              |                     |                       |                    |                     |              |                |                    |          |              | connector 10 pin |                           |                     |                    |                     |               |                   |                   |     |          |           |                           |                     |                    |                     |               |                   |                   |     |          |                         |                              |                 |   |   |   |   |   |   |   |   |   |   |
|-----------------|--------|--------|--------|--------|--------|---------------------------|-------------------------|--------------------|------------------------|-----------|------------|------------------|--------------|---------------------|-----------------------|--------------------|---------------------|--------------|----------------|--------------------|----------|--------------|------------------|---------------------------|---------------------|--------------------|---------------------|---------------|-------------------|-------------------|-----|----------|-----------|---------------------------|---------------------|--------------------|---------------------|---------------|-------------------|-------------------|-----|----------|-------------------------|------------------------------|-----------------|---|---|---|---|---|---|---|---|---|---|
| CAN H           | CAN L  | CAN H  | CAN L  | CAN H  | CAN L  | OUT +                     | OUT -                   | OUT                | OUT                    | OUT       | OUT        | OUT              | OUT          | OUT                 | OUT                   | OUT                | OUT                 | OUT          | OUT            | OUT                | OUT      | OUT          | OUT              | OUT                       | OUT                 | OUT                | OUT                 | OUT           | OUT               | OUT               | IN  | IN       | IN        | IN                        | IN                  | IN                 | IN                  | IN            | IN                | IN                | IN  |          |                         |                              |                 |   |   |   |   |   |   |   |   |   |   |
| CAN1-H          | CAN1-L | CAN2-H | CAN2-L | CAN3-H | CAN3-L | Alternative blink control | Alt. contr. centr. lock | Driver door sensor | Passengers door sensor | Trunk lid | Hood sense | Original alarm++ | Arming state | Lock factory remote | Unlock factory remote | Any button pressed | Handbrake / Parking | Speed 10kmph | Engine running | Engine speed (RPM) | Ignition | Key inserted | Footbrake        | Drivers door opening sim. | Turn off the engine | Turn on the engine | Turn signal control | Trunk release | Opening all doors | Closing all doors | GND | PWR +12V | Footbrake | Drivers door opening sim. | Turn off the engine | Turn on the engine | Turn signal control | Trunk release | Opening all doors | Closing all doors | GND | PWR +12V | Contr. of factory alarm | Contr.c.lock. when ign.is on | Comfort closure |   |   |   |   |   |   |   |   |   |   |
| 1               | 2      | 3      | 4      | 5      | 6      | 7                         | 8                       | 1                  | 2                      | 3         | 4          | 5                | 6            | 7                   | 8                     | 9                  | 10                  | 11           | 12             | 13                 | 14       | 15           | 1                | 2                         | 3                   | 4                  | 5                   | 6             | 7                 | 8                 | 9   | 10       | 1         | 2                         | 3                   | 4                  | 5                   | 6             | 7                 | 8                 | 9   | 10       |                         |                              |                 |   |   |   |   |   |   |   |   |   |   |
| +               | +      | +      | +      | +      | +      | +                         | +                       | +                  | +                      | +         | +          | +                | +            | +                   | +                     | +                  | +                   | +            | +              | +                  | +        | +            | +                | +                         | +                   | +                  | +                   | +             | +                 | +                 | +   | +        | +         | +                         | +                   | +                  | +                   | +             | +                 | +                 | +   | +        | +                       | +                            | +               | + | + | + | + | + | + | + | + | + | + |

Attention:

Switches

**FORD TOURNEO COURIER**

year: 2014 →

program №: 11175

from: 2017-09-01

| connector 8 pin |        |        |        |        |        |                           |                         |
|-----------------|--------|--------|--------|--------|--------|---------------------------|-------------------------|
| CAN H           | CAN L  | CAN H  | CAN L  | CAN H  | CAN L  | OUT +                     | OUT -                   |
| CAN1-H          | CAN1-L | CAN2-H | CAN2-L | CAN3-H | CAN3-L | Alternative blink control | Alt. contr. centr. lock |
| 1               | 2      | 3      | 4      | 5      | 6      | 7                         | 8                       |
| +               | +      | +      | +      | +      | +      | +                         | +                       |

Attention:

Switches

**FORD TOURNEO CUSTOM**

year: 2018 →

program №: 12787

from: 2022-12-21

| connector 8 pin |        |        |        |        |        |                           |                         |
|-----------------|--------|--------|--------|--------|--------|---------------------------|-------------------------|
| CAN H           | CAN L  | CAN H  | CAN L  | CAN H  | CAN L  | OUT +                     | OUT -                   |
| CAN1-H          | CAN1-L | CAN2-H | CAN2-L | CAN3-H | CAN3-L | Alternative blink control | Alt. contr. centr. lock |
| 1               | 2      | 3      | 4      | 5      | 6      | 7                         | 8                       |
| +               | +      | +      | +      | +      | +      | +                         | +                       |

Attention:

Switches

**FORD TOURNEO CUSTOM**

year: 2016 →

program №: 11782

from: 2022-12-21

| connector 8 pin |        |        |        |        |        |                           |                         |
|-----------------|--------|--------|--------|--------|--------|---------------------------|-------------------------|
| CAN H           | CAN L  | CAN H  | CAN L  | CAN H  | CAN L  | OUT +                     | OUT -                   |
| CAN1-H          | CAN1-L | CAN2-H | CAN2-L | CAN3-H | CAN3-L | Alternative blink control | Alt. contr. centr. lock |
| 1               | 2      | 3      | 4      | 5      | 6      | 7                         | 8                       |
| +               | +      | +      | +      | +      | +      | +                         | +                       |

Attention:

Switches

**FORD TOURNEO CUSTOM**

year: 2012 →

(without double lock)

program №: 11422

from: 2022-11-02

| connector 8 pin |        |        |        |        |        |                           |                         |
|-----------------|--------|--------|--------|--------|--------|---------------------------|-------------------------|
| CAN H           | CAN L  | CAN H  | CAN L  | CAN H  | CAN L  | OUT +                     | OUT -                   |
| CAN1-H          | CAN1-L | CAN2-H | CAN2-L | CAN3-H | CAN3-L | Alternative blink control | Alt. contr. centr. lock |
| 1               | 2      | 3      | 4      | 5      | 6      | 7                         | 8                       |
| +               | +      | +      | +      | +      | +      | +                         | +                       |

Attention:

Switches

**FORD TOURNEO CUSTOM (Double Lock)**

year: 2012 →

(with double lock)

program №: 11422

from: 2022-11-02

| connector 8 pin |        |        |        |        |        |                           |                         |
|-----------------|--------|--------|--------|--------|--------|---------------------------|-------------------------|
| CAN H           | CAN L  | CAN H  | CAN L  | CAN H  | CAN L  | OUT +                     | OUT -                   |
| CAN1-H          | CAN1-L | CAN2-H | CAN2-L | CAN3-H | CAN3-L | Alternative blink control | Alt. contr. centr. lock |
| 1               | 2      | 3      | 4      | 5      | 6      | 7                         | 8                       |
| +               | +      | +      | +      | +      | +      | +                         | +                       |

Attention:

Switches

| connector 15 pin   |                        |           |            |                  |              |                     |                       |                    |                     |              |                |                    |          |              |
|--------------------|------------------------|-----------|------------|------------------|--------------|---------------------|-----------------------|--------------------|---------------------|--------------|----------------|--------------------|----------|--------------|
| OUT                | OUT                    | OUT       | OUT        | OUT              | OUT          | OUT                 | OUT                   | OUT                | OUT                 | OUT          | OUT            | OUT                | OUT      | OUT          |
| Driver door sensor | Passengers door sensor | Trunk lid | Hood sense | Original alarm++ | Arming state | Lock factory remote | Unlock factory remote | Any button pressed | Handbrake / Parking | Speed 10kmph | Engine running | Engine speed (RPM) | Ignition | Key inserted |
| 1                  | 2                      | 3         | 4          | 5                | 6            | 7                   | 8                     | 9                  | 10                  | 11           | 12             | 13                 | 14       | 15           |
| +                  | +                      | +         | +          | +                | +            | +                   | +                     | +                  | +                   | +            | +              | +                  | +        | +            |

| connector 10 pin |                           |                     |                    |                     |               |                   |                   |     |          |
|------------------|---------------------------|---------------------|--------------------|---------------------|---------------|-------------------|-------------------|-----|----------|
| OUT              | IN                        | IN                  | IN                 | IN                  | IN            | IN                | IN                | IN  | +        |
| Footbrake        | Drivers door opening sim. | Turn off the engine | Turn on the engine | Turn signal control | Trunk release | Opening all doors | Closing all doors | GND | PWR +12V |
| 1                | 2                         | 3                   | 4                  | 5                   | 6             | 7                 | 8                 | 9   | 10       |
| +                | +                         | +                   | +                  | +                   | +             | +                 | +                 | +   | +        |

|                              |
|------------------------------|
| Contr. of factory alarm      |
| Contr.c.lock. when ign.is on |
| Comfort closure              |

| connector 15 pin   |                        |           |            |                  |              |                     |                       |                    |                     |              |                |                    |          |              |
|--------------------|------------------------|-----------|------------|------------------|--------------|---------------------|-----------------------|--------------------|---------------------|--------------|----------------|--------------------|----------|--------------|
| OUT                | OUT                    | OUT       | OUT        | OUT              | OUT          | OUT                 | OUT                   | OUT                | OUT                 | OUT          | OUT            | OUT                | OUT      | OUT          |
| Driver door sensor | Passengers door sensor | Trunk lid | Hood sense | Original alarm++ | Arming state | Lock factory remote | Unlock factory remote | Any button pressed | Handbrake / Parking | Speed 10kmph | Engine running | Engine speed (RPM) | Ignition | Key inserted |
| 1                  | 2                      | 3         | 4          | 5                | 6            | 7                   | 8                     | 9                  | 10                  | 11           | 12             | 13                 | 14       | 15           |
| +                  | +                      | +         | +          | +                | +            | +                   | +                     | +                  | +                   | +            | +              | +                  | +        | +            |

| connector 10 pin |                           |                     |                    |                     |               |                   |                   |     |          |
|------------------|---------------------------|---------------------|--------------------|---------------------|---------------|-------------------|-------------------|-----|----------|
| OUT              | IN                        | IN                  | IN                 | IN                  | IN            | IN                | IN                | IN  | +        |
| Footbrake        | Drivers door opening sim. | Turn off the engine | Turn on the engine | Turn signal control | Trunk release | Opening all doors | Closing all doors | GND | PWR +12V |
| 1                | 2                         | 3                   | 4                  | 5                   | 6             | 7                 | 8                 | 9   | 10       |
| +                | +                         | +                   | +                  | +                   | +             | +                 | +                 | +   | +        |

|                              |
|------------------------------|
| Contr. of factory alarm      |
| Contr.c.lock. when ign.is on |
| Comfort closure              |

| connector 15 pin   |                        |           |            |                  |              |                     |                       |                    |                     |              |                |                    |          |              |
|--------------------|------------------------|-----------|------------|------------------|--------------|---------------------|-----------------------|--------------------|---------------------|--------------|----------------|--------------------|----------|--------------|
| OUT                | OUT                    | OUT       | OUT        | OUT              | OUT          | OUT                 | OUT                   | OUT                | OUT                 | OUT          | OUT            | OUT                | OUT      | OUT          |
| Driver door sensor | Passengers door sensor | Trunk lid | Hood sense | Original alarm++ | Arming state | Lock factory remote | Unlock factory remote | Any button pressed | Handbrake / Parking | Speed 10kmph | Engine running | Engine speed (RPM) | Ignition | Key inserted |
| 1                  | 2                      | 3         | 4          | 5                | 6            | 7                   | 8                     | 9                  | 10                  | 11           | 12             | 13                 | 14       | 15           |
| +                  | +                      | +         | +          | +                | +            | +                   | +                     | +                  | +                   | +            | +              | +                  | +        | +            |

| connector 10 pin |                           |                     |                    |                     |               |                   |                   |     |          |
|------------------|---------------------------|---------------------|--------------------|---------------------|---------------|-------------------|-------------------|-----|----------|
| OUT              | IN                        | IN                  | IN                 | IN                  | IN            | IN                | IN                | IN  | +        |
| Footbrake        | Drivers door opening sim. | Turn off the engine | Turn on the engine | Turn signal control | Trunk release | Opening all doors | Closing all doors | GND | PWR +12V |
| 1                | 2                         | 3                   | 4                  | 5                   | 6             | 7                 | 8                 | 9   | 10       |
| +                | +                         | +                   | +                  | +                   | +             | +                 | +                 | +   | +        |

|                              |
|------------------------------|
| Contr. of factory alarm      |
| Contr.c.lock. when ign.is on |
| Comfort closure              |

| connector 15 pin   |                        |           |            |                  |              |                     |                       |                    |                     |              |                |                    |          |              |
|--------------------|------------------------|-----------|------------|------------------|--------------|---------------------|-----------------------|--------------------|---------------------|--------------|----------------|--------------------|----------|--------------|
| OUT                | OUT                    | OUT       | OUT        | OUT              | OUT          | OUT                 | OUT                   | OUT                | OUT                 | OUT          | OUT            | OUT                | OUT      | OUT          |
| Driver door sensor | Passengers door sensor | Trunk lid | Hood sense | Original alarm++ | Arming state | Lock factory remote | Unlock factory remote | Any button pressed | Handbrake / Parking | Speed 10kmph | Engine running | Engine speed (RPM) | Ignition | Key inserted |
| 1                  | 2                      | 3         | 4          | 5                | 6            | 7                   | 8                     | 9                  | 10                  | 11           | 12             | 13                 | 14       | 15           |
| +                  | +                      | +         | +          | +                | +            | +                   | +                     | +                  | +                   | +            | +              | +                  | +        | +            |

| connector 10 pin |                           |                     |                    |                     |               |                   |                   |     |          |
|------------------|---------------------------|---------------------|--------------------|---------------------|---------------|-------------------|-------------------|-----|----------|
| OUT              | IN                        | IN                  | IN                 | IN                  | IN            | IN                | IN                | IN  | +        |
| Footbrake        | Drivers door opening sim. | Turn off the engine | Turn on the engine | Turn signal control | Trunk release | Opening all doors | Closing all doors | GND | PWR +12V |
| 1                | 2                         | 3                   | 4                  | 5                   | 6             | 7                 | 8                 | 9   | 10       |
| +                | +                         | +                   | +                  | +                   | +             | +                 | +                 | +   | +        |

|                              |
|------------------------------|
| Contr. of factory alarm      |
| Contr.c.lock. when ign.is on |
| Comfort closure              |

| connector 15 pin   |                        |           |            |                  |              |                     |                       |                    |                     |              |                |                    |          |              |
|--------------------|------------------------|-----------|------------|------------------|--------------|---------------------|-----------------------|--------------------|---------------------|--------------|----------------|--------------------|----------|--------------|
| OUT                | OUT                    | OUT       | OUT        | OUT              | OUT          | OUT                 | OUT                   | OUT                | OUT                 | OUT          | OUT            | OUT                | OUT      | OUT          |
| Driver door sensor | Passengers door sensor | Trunk lid | Hood sense | Original alarm++ | Arming state | Lock factory remote | Unlock factory remote | Any button pressed | Handbrake / Parking | Speed 10kmph | Engine running | Engine speed (RPM) | Ignition | Key inserted |
| 1                  | 2                      | 3         | 4          | 5                | 6            | 7                   | 8                     | 9                  | 10                  | 11           | 12             | 13                 | 14       | 15           |
| +                  | +                      | +         | +          | +                | +            | +                   | +                     | +                  | +                   | +            | +              | +                  | +        | +            |

| connector 10 pin |                           |                     |                    |                     |               |                   |                   |     |          |
|------------------|---------------------------|---------------------|--------------------|---------------------|---------------|-------------------|-------------------|-----|----------|
| OUT              | IN                        | IN                  | IN                 | IN                  | IN            | IN                | IN                | IN  | +        |
| Footbrake        | Drivers door opening sim. | Turn off the engine | Turn on the engine | Turn signal control | Trunk release | Opening all doors | Closing all doors | GND | PWR +12V |
| 1                | 2                         | 3                   | 4                  | 5                   | 6             | 7                 | 8                 | 9   | 10       |
| +                | +                         | +                   | +                  | +                   | +             | +                 | +                 | +   | +        |

|                              |
|------------------------------|
| Contr. of factory alarm      |
| Contr.c.lock. when ign.is on |
| Comfort closure              |



**FORD TRANSIT (BETA)**

year: 2022 →

program №: 14941

from: preliminary

| connector 8 pin |        |        |        |        |        |                           |                         |
|-----------------|--------|--------|--------|--------|--------|---------------------------|-------------------------|
| CAN H           | CAN L  | CAN H  | CAN L  | CAN H  | CAN L  | OUT +                     | OUT -                   |
| CAN1-H          | CAN1-L | CAN2-H | CAN2-L | CAN3-H | CAN3-L | Alternative blink control | Alt. contr. centr. lock |
| 1               | 2      | 3      | 4      | 5      | 6      | 7                         | 8                       |
| +               | +      | +      | +      | +      | +      | +                         | +                       |

| connector 15 pin   |                        |           |            |                  |              |                     |                       |                    |                     |              |                |                    |          |              |
|--------------------|------------------------|-----------|------------|------------------|--------------|---------------------|-----------------------|--------------------|---------------------|--------------|----------------|--------------------|----------|--------------|
| OUT                | OUT                    | OUT       | OUT        | OUT              | OUT          | OUT                 | OUT                   | OUT                | OUT                 | OUT          | OUT            | OUT                | OUT      | OUT          |
| Driver door sensor | Passengers door sensor | Trunk lid | Hood sense | Original alarm++ | Arming state | Lock factory remote | Unlock factory remote | Any button pressed | Handbrake / Parking | Speed 10kmph | Engine running | Engine speed (RPM) | Ignition | Key inserted |
| 1                  | 2                      | 3         | 4          | 5                | 6            | 7                   | 8                     | 9                  | 10                  | 11           | 12             | 13                 | 14       | 15           |
| +                  | +                      | +         | +          | +                | +            | +                   | +                     | +                  | +                   | +            | +              | +                  | +        | +            |

| connector 10 pin |                           |                     |                    |                     |               |                   |                   |     |          |
|------------------|---------------------------|---------------------|--------------------|---------------------|---------------|-------------------|-------------------|-----|----------|
| OUT              | IN                        | IN                  | IN                 | IN                  | IN            | IN                | IN                | IN  | +        |
| Footbrake        | Drivers door opening sim. | Turn off the engine | Turn on the engine | Turn signal control | Trunk release | Opening all doors | Closing all doors | GND | PWR +12V |
| 1                | 2                         | 3                   | 4                  | 5                   | 6             | 7                 | 8                 | 9   | 10       |
| +                | +                         | +                   | +                  | +                   | +             | +                 | +                 | +   | +        |

|                         |                              |                 |
|-------------------------|------------------------------|-----------------|
| Contr. of factory alarm | Contr.c.lock. when ign.is on | Comfort closure |
|-------------------------|------------------------------|-----------------|

Attention:

Switches

**FORD TRANSIT**

year: 2020 →

program №: 12847

from: 2022-12-21

| connector 8 pin |        |        |        |        |        |                           |                         |
|-----------------|--------|--------|--------|--------|--------|---------------------------|-------------------------|
| CAN H           | CAN L  | CAN H  | CAN L  | CAN H  | CAN L  | OUT +                     | OUT -                   |
| CAN1-H          | CAN1-L | CAN2-H | CAN2-L | CAN3-H | CAN3-L | Alternative blink control | Alt. contr. centr. lock |
| 1               | 2      | 3      | 4      | 5      | 6      | 7                         | 8                       |
| +               | +      | +      | +      | +      | +      | +                         | +                       |

| connector 15 pin   |                        |           |            |                  |              |                     |                       |                    |                     |              |                |                    |          |              |
|--------------------|------------------------|-----------|------------|------------------|--------------|---------------------|-----------------------|--------------------|---------------------|--------------|----------------|--------------------|----------|--------------|
| OUT                | OUT                    | OUT       | OUT        | OUT              | OUT          | OUT                 | OUT                   | OUT                | OUT                 | OUT          | OUT            | OUT                | OUT      | OUT          |
| Driver door sensor | Passengers door sensor | Trunk lid | Hood sense | Original alarm++ | Arming state | Lock factory remote | Unlock factory remote | Any button pressed | Handbrake / Parking | Speed 10kmph | Engine running | Engine speed (RPM) | Ignition | Key inserted |
| 1                  | 2                      | 3         | 4          | 5                | 6            | 7                   | 8                     | 9                  | 10                  | 11           | 12             | 13                 | 14       | 15           |
| +                  | +                      | +         | +          | +                | +            | +                   | +                     | +                  | +                   | +            | +              | +                  | +        | +            |

| connector 10 pin |                           |                     |                    |                     |               |                   |                   |     |          |
|------------------|---------------------------|---------------------|--------------------|---------------------|---------------|-------------------|-------------------|-----|----------|
| OUT              | IN                        | IN                  | IN                 | IN                  | IN            | IN                | IN                | IN  | +        |
| Footbrake        | Drivers door opening sim. | Turn off the engine | Turn on the engine | Turn signal control | Trunk release | Opening all doors | Closing all doors | GND | PWR +12V |
| 1                | 2                         | 3                   | 4                  | 5                   | 6             | 7                 | 8                 | 9   | 10       |
| +                | +                         | +                   | +                  | +                   | +             | +                 | +                 | +   | +        |

|                         |                              |                 |
|-------------------------|------------------------------|-----------------|
| Contr. of factory alarm | Contr.c.lock. when ign.is on | Comfort closure |
|-------------------------|------------------------------|-----------------|

Attention:

Switches

**FORD TRANSIT**

year: 2016 →

program №: 11868

from: 2023-05-16

| connector 8 pin |        |        |        |        |        |                           |                         |
|-----------------|--------|--------|--------|--------|--------|---------------------------|-------------------------|
| CAN H           | CAN L  | CAN H  | CAN L  | CAN H  | CAN L  | OUT +                     | OUT -                   |
| CAN1-H          | CAN1-L | CAN2-H | CAN2-L | CAN3-H | CAN3-L | Alternative blink control | Alt. contr. centr. lock |
| 1               | 2      | 3      | 4      | 5      | 6      | 7                         | 8                       |
| +               | +      | +      | +      | +      | +      | +                         | +                       |

| connector 15 pin   |                        |           |            |                  |              |                     |                       |                    |                     |              |                |                    |          |              |
|--------------------|------------------------|-----------|------------|------------------|--------------|---------------------|-----------------------|--------------------|---------------------|--------------|----------------|--------------------|----------|--------------|
| OUT                | OUT                    | OUT       | OUT        | OUT              | OUT          | OUT                 | OUT                   | OUT                | OUT                 | OUT          | OUT            | OUT                | OUT      | OUT          |
| Driver door sensor | Passengers door sensor | Trunk lid | Hood sense | Original alarm++ | Arming state | Lock factory remote | Unlock factory remote | Any button pressed | Handbrake / Parking | Speed 10kmph | Engine running | Engine speed (RPM) | Ignition | Key inserted |
| 1                  | 2                      | 3         | 4          | 5                | 6            | 7                   | 8                     | 9                  | 10                  | 11           | 12             | 13                 | 14       | 15           |
| +                  | +                      | +         | +          | +                | +            | +                   | +                     | +                  | +                   | +            | +              | +                  | +        | +            |

| connector 10 pin |                           |                     |                    |                     |               |                   |                   |     |          |
|------------------|---------------------------|---------------------|--------------------|---------------------|---------------|-------------------|-------------------|-----|----------|
| OUT              | IN                        | IN                  | IN                 | IN                  | IN            | IN                | IN                | IN  | +        |
| Footbrake        | Drivers door opening sim. | Turn off the engine | Turn on the engine | Turn signal control | Trunk release | Opening all doors | Closing all doors | GND | PWR +12V |
| 1                | 2                         | 3                   | 4                  | 5                   | 6             | 7                 | 8                 | 9   | 10       |
| +                | +                         | +                   | +                  | +                   | +             | +                 | +                 | +   | +        |

|                         |                              |                 |
|-------------------------|------------------------------|-----------------|
| Contr. of factory alarm | Contr.c.lock. when ign.is on | Comfort closure |
|-------------------------|------------------------------|-----------------|

Attention:

Switches

**FORD TRANSIT**

year: 2014 →

(without double lock)

program №: 13979

from: 2022-11-02

| connector 8 pin |        |        |        |        |        |                           |                         |
|-----------------|--------|--------|--------|--------|--------|---------------------------|-------------------------|
| CAN H           | CAN L  | CAN H  | CAN L  | CAN H  | CAN L  | OUT +                     | OUT -                   |
| CAN1-H          | CAN1-L | CAN2-H | CAN2-L | CAN3-H | CAN3-L | Alternative blink control | Alt. contr. centr. lock |
| 1               | 2      | 3      | 4      | 5      | 6      | 7                         | 8                       |
| +               | +      | +      | +      | +      | +      | +                         | +                       |

| connector 15 pin   |                        |           |            |                  |              |                     |                       |                    |                     |              |                |                    |          |              |
|--------------------|------------------------|-----------|------------|------------------|--------------|---------------------|-----------------------|--------------------|---------------------|--------------|----------------|--------------------|----------|--------------|
| OUT                | OUT                    | OUT       | OUT        | OUT              | OUT          | OUT                 | OUT                   | OUT                | OUT                 | OUT          | OUT            | OUT                | OUT      | OUT          |
| Driver door sensor | Passengers door sensor | Trunk lid | Hood sense | Original alarm++ | Arming state | Lock factory remote | Unlock factory remote | Any button pressed | Handbrake / Parking | Speed 10kmph | Engine running | Engine speed (RPM) | Ignition | Key inserted |
| 1                  | 2                      | 3         | 4          | 5                | 6            | 7                   | 8                     | 9                  | 10                  | 11           | 12             | 13                 | 14       | 15           |
| +                  | +                      | +         | +          | +                | +            | +                   | +                     | +                  | +                   | +            | +              | +                  | +        | +            |

| connector 10 pin |                           |                     |                    |                     |               |                   |                   |     |          |
|------------------|---------------------------|---------------------|--------------------|---------------------|---------------|-------------------|-------------------|-----|----------|
| OUT              | IN                        | IN                  | IN                 | IN                  | IN            | IN                | IN                | IN  | +        |
| Footbrake        | Drivers door opening sim. | Turn off the engine | Turn on the engine | Turn signal control | Trunk release | Opening all doors | Closing all doors | GND | PWR +12V |
| 1                | 2                         | 3                   | 4                  | 5                   | 6             | 7                 | 8                 | 9   | 10       |
| +                | +                         | +                   | +                  | +                   | +             | +                 | +                 | +   | +        |

|                         |                              |                 |
|-------------------------|------------------------------|-----------------|
| Contr. of factory alarm | Contr.c.lock. when ign.is on | Comfort closure |
|-------------------------|------------------------------|-----------------|

Attention:

Switches

**FORD TRANSIT**

year: 2006 →

program №: 11247

from: 2017-09-01

| connector 8 pin |        |        |        |        |        |                           |                         |
|-----------------|--------|--------|--------|--------|--------|---------------------------|-------------------------|
| CAN H           | CAN L  | CAN H  | CAN L  | CAN H  | CAN L  | OUT +                     | OUT -                   |
| CAN1-H          | CAN1-L | CAN2-H | CAN2-L | CAN3-H | CAN3-L | Alternative blink control | Alt. contr. centr. lock |
| 1               | 2      | 3      | 4      | 5      | 6      | 7                         | 8                       |
| +               | +      | +      | +      | +      | +      | +                         | +                       |

| connector 15 pin   |                        |           |            |                  |              |                     |                       |                    |                     |              |                |                    |          |              |
|--------------------|------------------------|-----------|------------|------------------|--------------|---------------------|-----------------------|--------------------|---------------------|--------------|----------------|--------------------|----------|--------------|
| OUT                | OUT                    | OUT       | OUT        | OUT              | OUT          | OUT                 | OUT                   | OUT                | OUT                 | OUT          | OUT            | OUT                | OUT      | OUT          |
| Driver door sensor | Passengers door sensor | Trunk lid | Hood sense | Original alarm++ | Arming state | Lock factory remote | Unlock factory remote | Any button pressed | Handbrake / Parking | Speed 10kmph | Engine running | Engine speed (RPM) | Ignition | Key inserted |
| 1                  | 2                      | 3         | 4          | 5                | 6            | 7                   | 8                     | 9                  | 10                  | 11           | 12             | 13                 | 14       | 15           |
| +                  | +                      | +         | +          | +                | +            | +                   | +                     | +                  | +                   | +            | +              | +                  | +        | +            |

| connector 10 pin |                           |                     |                    |                     |               |                   |                   |     |          |
|------------------|---------------------------|---------------------|--------------------|---------------------|---------------|-------------------|-------------------|-----|----------|
| OUT              | IN                        | IN                  | IN                 | IN                  | IN            | IN                | IN                | IN  | +        |
| Footbrake        | Drivers door opening sim. | Turn off the engine | Turn on the engine | Turn signal control | Trunk release | Opening all doors | Closing all doors | GND | PWR +12V |
| 1                | 2                         | 3                   | 4                  | 5                   | 6             | 7                 | 8                 | 9   | 10       |
| +                | +                         | +                   | +                  | +                   | +             | +                 | +                 | +   | +        |

|                         |                              |                 |
|-------------------------|------------------------------|-----------------|
| Contr. of factory alarm | Contr.c.lock. when ign.is on | Comfort closure |
|-------------------------|------------------------------|-----------------|

Attention:

Switches



**FORD TRANSIT COURIER**

year: 2020 →

with and without Keyless System

program #: 14799

from: 2023-07-03

| connector 8 pin |        |        |        |        |        |                           |                         |
|-----------------|--------|--------|--------|--------|--------|---------------------------|-------------------------|
| CAN H           | CAN L  | CAN H  | CAN L  | CAN H  | CAN L  | OUT +                     | OUT -                   |
| CAN1-H          | CAN1-L | CAN2-H | CAN2-L | CAN3-H | CAN3-L | Alternative blink control | Alt. contr. centr. lock |
| 1               | 2      | 3      | 4      | 5      | 6      | 7                         | 8                       |
| +               | +      | +      | +      | +      | +      | +                         | +                       |

| connector 15 pin   |                        |           |            |                  |              |                     |                       |                    |                     |              |                |                    |          |              |
|--------------------|------------------------|-----------|------------|------------------|--------------|---------------------|-----------------------|--------------------|---------------------|--------------|----------------|--------------------|----------|--------------|
| OUT                | OUT                    | OUT       | OUT        | OUT              | OUT          | OUT                 | OUT                   | OUT                | OUT                 | OUT          | OUT            | OUT                | OUT      | OUT          |
| Driver door sensor | Passengers door sensor | Trunk lid | Hood sense | Original alarm++ | Arming state | Lock factory remote | Unlock factory remote | Any button pressed | Handbrake / Parking | Speed 10kmph | Engine running | Engine speed (RPM) | Ignition | Key inserted |
| 1                  | 2                      | 3         | 4          | 5                | 6            | 7                   | 8                     | 9                  | 10                  | 11           | 12             | 13                 | 14       | 15           |
| +                  | +                      | +         | +          | +                | +            | +                   | +                     | +                  | +                   | +            | +              | +                  | +        | +            |

| connector 10 pin |                           |                     |                    |                     |               |                   |                   |     |          |
|------------------|---------------------------|---------------------|--------------------|---------------------|---------------|-------------------|-------------------|-----|----------|
| OUT              | IN                        | IN                  | IN                 | IN                  | IN            | IN                | IN                | IN  | IN       |
| Footbrake        | Drivers door opening sim. | Turn off the engine | Turn on the engine | Turn signal control | Trunk release | Opening all doors | Closing all doors | GND | PWR +12V |
| 1                | 2                         | 3                   | 4                  | 5                   | 6             | 7                 | 8                 | 9   | 10       |
| +                | +                         | +                   | +                  | +                   | +             | +                 | +                 | +   | +        |

|                         |                              |                 |
|-------------------------|------------------------------|-----------------|
| Contr. of factory alarm | Contr.c.lock. when ign.is on | Comfort closure |
| +                       | +                            | +               |

Attention:



**FORD TRANSIT COURIER**

year: 2018 →

with and without Keyless System

program #: 12786

from: 2022-12-21

| connector 8 pin |        |        |        |        |        |                           |                         |
|-----------------|--------|--------|--------|--------|--------|---------------------------|-------------------------|
| CAN H           | CAN L  | CAN H  | CAN L  | CAN H  | CAN L  | OUT +                     | OUT -                   |
| CAN1-H          | CAN1-L | CAN2-H | CAN2-L | CAN3-H | CAN3-L | Alternative blink control | Alt. contr. centr. lock |
| 1               | 2      | 3      | 4      | 5      | 6      | 7                         | 8                       |
| +               | +      | +      | +      | +      | +      | +                         | +                       |

| connector 15 pin   |                        |           |            |                  |              |                     |                       |                    |                     |              |                |                    |          |              |
|--------------------|------------------------|-----------|------------|------------------|--------------|---------------------|-----------------------|--------------------|---------------------|--------------|----------------|--------------------|----------|--------------|
| OUT                | OUT                    | OUT       | OUT        | OUT              | OUT          | OUT                 | OUT                   | OUT                | OUT                 | OUT          | OUT            | OUT                | OUT      | OUT          |
| Driver door sensor | Passengers door sensor | Trunk lid | Hood sense | Original alarm++ | Arming state | Lock factory remote | Unlock factory remote | Any button pressed | Handbrake / Parking | Speed 10kmph | Engine running | Engine speed (RPM) | Ignition | Key inserted |
| 1                  | 2                      | 3         | 4          | 5                | 6            | 7                   | 8                     | 9                  | 10                  | 11           | 12             | 13                 | 14       | 15           |
| +                  | +                      | +         | +          | +                | +            | +                   | +                     | +                  | +                   | +            | +              | +                  | +        | +            |

| connector 10 pin |                           |                     |                    |                     |               |                   |                   |     |          |
|------------------|---------------------------|---------------------|--------------------|---------------------|---------------|-------------------|-------------------|-----|----------|
| OUT              | IN                        | IN                  | IN                 | IN                  | IN            | IN                | IN                | IN  | IN       |
| Footbrake        | Drivers door opening sim. | Turn off the engine | Turn on the engine | Turn signal control | Trunk release | Opening all doors | Closing all doors | GND | PWR +12V |
| 1                | 2                         | 3                   | 4                  | 5                   | 6             | 7                 | 8                 | 9   | 10       |
| +                | +                         | +                   | +                  | +                   | +             | +                 | +                 | +   | +        |

|                         |                              |                 |
|-------------------------|------------------------------|-----------------|
| Contr. of factory alarm | Contr.c.lock. when ign.is on | Comfort closure |
| +                       | +                            | +               |

Attention:



**FORD TRANSIT CUSTOM**

year: 2024 →

program #: 15172

from: 2024-01-23

| connector 8 pin |        |        |        |        |        |                           |                         |
|-----------------|--------|--------|--------|--------|--------|---------------------------|-------------------------|
| CAN H           | CAN L  | CAN H  | CAN L  | CAN H  | CAN L  | OUT +                     | OUT -                   |
| CAN1-H          | CAN1-L | CAN2-H | CAN2-L | CAN3-H | CAN3-L | Alternative blink control | Alt. contr. centr. lock |
| 1               | 2      | 3      | 4      | 5      | 6      | 7                         | 8                       |
| +               | +      | +      | +      | +      | +      | +                         | +                       |

| connector 15 pin   |                        |           |            |                  |              |                     |                       |                    |                     |              |                |                    |          |              |
|--------------------|------------------------|-----------|------------|------------------|--------------|---------------------|-----------------------|--------------------|---------------------|--------------|----------------|--------------------|----------|--------------|
| OUT                | OUT                    | OUT       | OUT        | OUT              | OUT          | OUT                 | OUT                   | OUT                | OUT                 | OUT          | OUT            | OUT                | OUT      | OUT          |
| Driver door sensor | Passengers door sensor | Trunk lid | Hood sense | Original alarm++ | Arming state | Lock factory remote | Unlock factory remote | Any button pressed | Handbrake / Parking | Speed 10kmph | Engine running | Engine speed (RPM) | Ignition | Key inserted |
| 1                  | 2                      | 3         | 4          | 5                | 6            | 7                   | 8                     | 9                  | 10                  | 11           | 12             | 13                 | 14       | 15           |
| +                  | +                      | +         | +          | +                | +            | +                   | +                     | +                  | +                   | +            | +              | +                  | +        | +            |

| connector 10 pin |                           |                     |                    |                     |               |                   |                   |     |          |
|------------------|---------------------------|---------------------|--------------------|---------------------|---------------|-------------------|-------------------|-----|----------|
| OUT              | IN                        | IN                  | IN                 | IN                  | IN            | IN                | IN                | IN  | IN       |
| Footbrake        | Drivers door opening sim. | Turn off the engine | Turn on the engine | Turn signal control | Trunk release | Opening all doors | Closing all doors | GND | PWR +12V |
| 1                | 2                         | 3                   | 4                  | 5                   | 6             | 7                 | 8                 | 9   | 10       |
| +                | +                         | +                   | +                  | +                   | +             | +                 | +                 | +   | +        |

|                         |                              |                 |
|-------------------------|------------------------------|-----------------|
| Contr. of factory alarm | Contr.c.lock. when ign.is on | Comfort closure |
| +                       | +                            | +               |

Attention:



**FORD TRANSIT CUSTOM**

year: 2018 →

program #: 12647

from: 2022-12-21

| connector 8 pin |        |        |        |        |        |                           |                         |
|-----------------|--------|--------|--------|--------|--------|---------------------------|-------------------------|
| CAN H           | CAN L  | CAN H  | CAN L  | CAN H  | CAN L  | OUT +                     | OUT -                   |
| CAN1-H          | CAN1-L | CAN2-H | CAN2-L | CAN3-H | CAN3-L | Alternative blink control | Alt. contr. centr. lock |
| 1               | 2      | 3      | 4      | 5      | 6      | 7                         | 8                       |
| +               | +      | +      | +      | +      | +      | +                         | +                       |

| connector 15 pin   |                        |           |            |                  |              |                     |                       |                    |                     |              |                |                    |          |              |
|--------------------|------------------------|-----------|------------|------------------|--------------|---------------------|-----------------------|--------------------|---------------------|--------------|----------------|--------------------|----------|--------------|
| OUT                | OUT                    | OUT       | OUT        | OUT              | OUT          | OUT                 | OUT                   | OUT                | OUT                 | OUT          | OUT            | OUT                | OUT      | OUT          |
| Driver door sensor | Passengers door sensor | Trunk lid | Hood sense | Original alarm++ | Arming state | Lock factory remote | Unlock factory remote | Any button pressed | Handbrake / Parking | Speed 10kmph | Engine running | Engine speed (RPM) | Ignition | Key inserted |
| 1                  | 2                      | 3         | 4          | 5                | 6            | 7                   | 8                     | 9                  | 10                  | 11           | 12             | 13                 | 14       | 15           |
| +                  | +                      | +         | +          | +                | +            | +                   | +                     | +                  | +                   | +            | +              | +                  | +        | +            |

| connector 10 pin |                           |                     |                    |                     |               |                   |                   |     |          |
|------------------|---------------------------|---------------------|--------------------|---------------------|---------------|-------------------|-------------------|-----|----------|
| OUT              | IN                        | IN                  | IN                 | IN                  | IN            | IN                | IN                | IN  | IN       |
| Footbrake        | Drivers door opening sim. | Turn off the engine | Turn on the engine | Turn signal control | Trunk release | Opening all doors | Closing all doors | GND | PWR +12V |
| 1                | 2                         | 3                   | 4                  | 5                   | 6             | 7                 | 8                 | 9   | 10       |
| +                | +                         | +                   | +                  | +                   | +             | +                 | +                 | +   | +        |

|                         |                              |                 |
|-------------------------|------------------------------|-----------------|
| Contr. of factory alarm | Contr.c.lock. when ign.is on | Comfort closure |
| +                       | +                            | +               |

Attention:



**FORD TRANSIT CUSTOM**

year: 2012 →

(without double lock)

program #: 13424

from: 2023-06-29

| connector 8 pin |        |        |        |        |        |                           |                         |
|-----------------|--------|--------|--------|--------|--------|---------------------------|-------------------------|
| CAN H           | CAN L  | CAN H  | CAN L  | CAN H  | CAN L  | OUT +                     | OUT -                   |
| CAN1-H          | CAN1-L | CAN2-H | CAN2-L | CAN3-H | CAN3-L | Alternative blink control | Alt. contr. centr. lock |
| 1               | 2      | 3      | 4      | 5      | 6      | 7                         | 8                       |
| +               | +      | +      | +      | +      | +      | +                         | +                       |

| connector 15 pin   |                        |           |            |                  |              |                     |                       |                    |                     |              |                |                    |          |              |
|--------------------|------------------------|-----------|------------|------------------|--------------|---------------------|-----------------------|--------------------|---------------------|--------------|----------------|--------------------|----------|--------------|
| OUT                | OUT                    | OUT       | OUT        | OUT              | OUT          | OUT                 | OUT                   | OUT                | OUT                 | OUT          | OUT            | OUT                | OUT      | OUT          |
| Driver door sensor | Passengers door sensor | Trunk lid | Hood sense | Original alarm++ | Arming state | Lock factory remote | Unlock factory remote | Any button pressed | Handbrake / Parking | Speed 10kmph | Engine running | Engine speed (RPM) | Ignition | Key inserted |
| 1                  | 2                      | 3         | 4          | 5                | 6            | 7                   | 8                     | 9                  | 10                  | 11           | 12             | 13                 | 14       | 15           |
| +                  | +                      | +         | +          | +                | +            | +                   | +                     | +                  | +                   | +            | +              | +                  | +        | +            |

| connector 10 pin |                           |                     |                    |                     |               |                   |                   |     |          |
|------------------|---------------------------|---------------------|--------------------|---------------------|---------------|-------------------|-------------------|-----|----------|
| OUT              | IN                        | IN                  | IN                 | IN                  | IN            | IN                | IN                | IN  | IN       |
| Footbrake        | Drivers door opening sim. | Turn off the engine | Turn on the engine | Turn signal control | Trunk release | Opening all doors | Closing all doors | GND | PWR +12V |
| 1                | 2                         | 3                   | 4                  | 5                   | 6             | 7                 | 8                 | 9   | 10       |
| +                | +                         | +                   | +                  | +                   | +             | +                 | +                 | +   | +        |

|                         |                              |                 |
|-------------------------|------------------------------|-----------------|
| Contr. of factory alarm | Contr.c.lock. when ign.is on | Comfort closure |
| +                       | +                            | +               |

Attention:



**FORD TRANSIT CUSTOM (Double Lock)**

year: **2012** →

(with double lock)

program №: **11422**

from: **2023-06-29**

| connector 8 pin |        |        |        |        |        |                           |                         |
|-----------------|--------|--------|--------|--------|--------|---------------------------|-------------------------|
| CAN H           | CAN L  | CAN H  | CAN L  | CAN H  | CAN L  | OUT +                     | OUT +                   |
| CAN1-H          | CAN1-L | CAN2-H | CAN2-L | CAN3-H | CAN3-L | Alternative blink control | Alt. contr. centr. lock |
| 1               | 2      | 3      | 4      | 5      | 6      | 7                         | 8                       |
| +               | +      | -      | -      | -      | -      | +                         | -                       |

| connector 15 pin   |                        |           |            |                  |              |                     |                       |                    |                     |              |                |                    |          |              |
|--------------------|------------------------|-----------|------------|------------------|--------------|---------------------|-----------------------|--------------------|---------------------|--------------|----------------|--------------------|----------|--------------|
| OUT                | OUT                    | OUT       | OUT        | OUT              | OUT          | OUT                 | OUT                   | OUT                | OUT                 | OUT          | OUT            | OUT                | OUT      | OUT          |
| Driver door sensor | Passengers door sensor | Trunk lid | Hood sense | Original alarm++ | Arming state | Lock factory remote | Unlock factory remote | Any button pressed | Handbrake / Parking | Speed 10kmph | Engine running | Engine speed (RPM) | Ignition | Key inserted |
| 1                  | 2                      | 3         | 4          | 5                | 6            | 7                   | 8                     | 9                  | 10                  | 11           | 12             | 13                 | 14       | 15           |
| +                  | +                      | +         | +          | +                | +            | +                   | +                     | +                  | +                   | +            | +              | +                  | +        | +            |

| connector 10 pin |                           |                     |                    |                     |               |                   |                   |     |          |
|------------------|---------------------------|---------------------|--------------------|---------------------|---------------|-------------------|-------------------|-----|----------|
| OUT              | IN                        | IN                  | IN                 | IN                  | IN            | IN                | IN                | IN  | +        |
| Footbrake        | Drivers door opening sim. | Turn off the engine | Turn on the engine | Turn signal control | Trunk release | Opening all doors | Closing all doors | GND | PWR +12V |
| 1                | 2                         | 3                   | 4                  | 5                   | 6             | 7                 | 8                 | 9   | 10       |
| +                | +                         | -                   | -                  | +                   | -             | -                 | -                 | -   | +        |

Attention:

**GAC GS3**

year: **2017** →

with and without Keyless System

program №: **13619**

from: **2021-05-11**

| connector 8 pin |        |        |        |        |        |                           |                         |
|-----------------|--------|--------|--------|--------|--------|---------------------------|-------------------------|
| CAN H           | CAN L  | CAN H  | CAN L  | CAN H  | CAN L  | OUT +                     | OUT +                   |
| CAN1-H          | CAN1-L | CAN2-H | CAN2-L | CAN3-H | CAN3-L | Alternative blink control | Alt. contr. centr. lock |
| 1               | 2      | 3      | 4      | 5      | 6      | 7                         | 8                       |
| +               | +      | -      | -      | -      | -      | +                         | -                       |

| connector 15 pin   |                        |           |            |                  |              |                     |                       |                    |                     |              |                |                    |          |              |
|--------------------|------------------------|-----------|------------|------------------|--------------|---------------------|-----------------------|--------------------|---------------------|--------------|----------------|--------------------|----------|--------------|
| OUT                | OUT                    | OUT       | OUT        | OUT              | OUT          | OUT                 | OUT                   | OUT                | OUT                 | OUT          | OUT            | OUT                | OUT      | OUT          |
| Driver door sensor | Passengers door sensor | Trunk lid | Hood sense | Original alarm++ | Arming state | Lock factory remote | Unlock factory remote | Any button pressed | Handbrake / Parking | Speed 10kmph | Engine running | Engine speed (RPM) | Ignition | Key inserted |
| 1                  | 2                      | 3         | 4          | 5                | 6            | 7                   | 8                     | 9                  | 10                  | 11           | 12             | 13                 | 14       | 15           |
| +                  | +                      | +         | +          | +                | +            | +                   | +                     | +                  | +                   | +            | +              | +                  | +        | +            |

| connector 10 pin |                           |                     |                    |                     |               |                   |                   |     |          |
|------------------|---------------------------|---------------------|--------------------|---------------------|---------------|-------------------|-------------------|-----|----------|
| OUT              | IN                        | IN                  | IN                 | IN                  | IN            | IN                | IN                | IN  | +        |
| Footbrake        | Drivers door opening sim. | Turn off the engine | Turn on the engine | Turn signal control | Trunk release | Opening all doors | Closing all doors | GND | PWR +12V |
| 1                | 2                         | 3                   | 4                  | 5                   | 6             | 7                 | 8                 | 9   | 10       |
| +                | +                         | -                   | -                  | +                   | -             | -                 | -                 | -   | +        |

Attention:

**GAZ SOBOL (Cummins Engine)**

year: **2010** →

program №: **13333**

from: **2022-10-05**

| connector 8 pin |        |        |        |        |        |                           |                         |
|-----------------|--------|--------|--------|--------|--------|---------------------------|-------------------------|
| CAN H           | CAN L  | CAN H  | CAN L  | CAN H  | CAN L  | OUT +                     | OUT +                   |
| CAN1-H          | CAN1-L | CAN2-H | CAN2-L | CAN3-H | CAN3-L | Alternative blink control | Alt. contr. centr. lock |
| 1               | 2      | 3      | 4      | 5      | 6      | 7                         | 8                       |
| +               | +      | -      | -      | -      | -      | +                         | -                       |

| connector 15 pin   |                        |           |            |                  |              |                     |                       |                    |                     |              |                |                    |          |              |
|--------------------|------------------------|-----------|------------|------------------|--------------|---------------------|-----------------------|--------------------|---------------------|--------------|----------------|--------------------|----------|--------------|
| OUT                | OUT                    | OUT       | OUT        | OUT              | OUT          | OUT                 | OUT                   | OUT                | OUT                 | OUT          | OUT            | OUT                | OUT      | OUT          |
| Driver door sensor | Passengers door sensor | Trunk lid | Hood sense | Original alarm++ | Arming state | Lock factory remote | Unlock factory remote | Any button pressed | Handbrake / Parking | Speed 10kmph | Engine running | Engine speed (RPM) | Ignition | Key inserted |
| 1                  | 2                      | 3         | 4          | 5                | 6            | 7                   | 8                     | 9                  | 10                  | 11           | 12             | 13                 | 14       | 15           |
| +                  | +                      | +         | +          | +                | +            | +                   | +                     | +                  | +                   | +            | +              | +                  | +        | +            |

| connector 10 pin |                           |                     |                    |                     |               |                   |                   |     |          |
|------------------|---------------------------|---------------------|--------------------|---------------------|---------------|-------------------|-------------------|-----|----------|
| OUT              | IN                        | IN                  | IN                 | IN                  | IN            | IN                | IN                | IN  | +        |
| Footbrake        | Drivers door opening sim. | Turn off the engine | Turn on the engine | Turn signal control | Trunk release | Opening all doors | Closing all doors | GND | PWR +12V |
| 1                | 2                         | 3                   | 4                  | 5                   | 6             | 7                 | 8                 | 9   | 10       |
| +                | +                         | -                   | -                  | +                   | -             | -                 | -                 | -   | +        |

Attention:

**GAZel 33106 (Valday)**

year: **2012** →

ГАЗ-33106 (Валдай)

program №: **11383**

from: **2017-09-01**

| connector 8 pin |        |        |        |        |        |                           |                         |
|-----------------|--------|--------|--------|--------|--------|---------------------------|-------------------------|
| CAN H           | CAN L  | CAN H  | CAN L  | CAN H  | CAN L  | OUT +                     | OUT +                   |
| CAN1-H          | CAN1-L | CAN2-H | CAN2-L | CAN3-H | CAN3-L | Alternative blink control | Alt. contr. centr. lock |
| 1               | 2      | 3      | 4      | 5      | 6      | 7                         | 8                       |
| +               | +      | -      | -      | -      | -      | +                         | -                       |

| connector 15 pin   |                        |           |            |                  |              |                     |                       |                    |                     |              |                |                    |          |              |
|--------------------|------------------------|-----------|------------|------------------|--------------|---------------------|-----------------------|--------------------|---------------------|--------------|----------------|--------------------|----------|--------------|
| OUT                | OUT                    | OUT       | OUT        | OUT              | OUT          | OUT                 | OUT                   | OUT                | OUT                 | OUT          | OUT            | OUT                | OUT      | OUT          |
| Driver door sensor | Passengers door sensor | Trunk lid | Hood sense | Original alarm++ | Arming state | Lock factory remote | Unlock factory remote | Any button pressed | Handbrake / Parking | Speed 10kmph | Engine running | Engine speed (RPM) | Ignition | Key inserted |
| 1                  | 2                      | 3         | 4          | 5                | 6            | 7                   | 8                     | 9                  | 10                  | 11           | 12             | 13                 | 14       | 15           |
| +                  | +                      | +         | +          | +                | +            | +                   | +                     | +                  | +                   | +            | +              | +                  | +        | +            |

| connector 10 pin |                           |                     |                    |                     |               |                   |                   |     |          |
|------------------|---------------------------|---------------------|--------------------|---------------------|---------------|-------------------|-------------------|-----|----------|
| OUT              | IN                        | IN                  | IN                 | IN                  | IN            | IN                | IN                | IN  | +        |
| Footbrake        | Drivers door opening sim. | Turn off the engine | Turn on the engine | Turn signal control | Trunk release | Opening all doors | Closing all doors | GND | PWR +12V |
| 1                | 2                         | 3                   | 4                  | 5                   | 6             | 7                 | 8                 | 9   | 10       |
| +                | +                         | -                   | -                  | +                   | -             | -                 | -                 | -   | +        |

Attention:

**GAZel NEXT**

year: **2018** →

program №: **12342**

from: **2022-10-05**

| connector 8 pin |        |        |        |        |        |                           |                         |
|-----------------|--------|--------|--------|--------|--------|---------------------------|-------------------------|
| CAN H           | CAN L  | CAN H  | CAN L  | CAN H  | CAN L  | OUT +                     | OUT +                   |
| CAN1-H          | CAN1-L | CAN2-H | CAN2-L | CAN3-H | CAN3-L | Alternative blink control | Alt. contr. centr. lock |
| 1               | 2      | 3      | 4      | 5      | 6      | 7                         | 8                       |
| +               | +      | -      | -      | -      | -      | +                         | -                       |

| connector 15 pin   |                        |           |            |                  |              |                     |                       |                    |                     |              |                |                    |          |              |
|--------------------|------------------------|-----------|------------|------------------|--------------|---------------------|-----------------------|--------------------|---------------------|--------------|----------------|--------------------|----------|--------------|
| OUT                | OUT                    | OUT       | OUT        | OUT              | OUT          | OUT                 | OUT                   | OUT                | OUT                 | OUT          | OUT            | OUT                | OUT      | OUT          |
| Driver door sensor | Passengers door sensor | Trunk lid | Hood sense | Original alarm++ | Arming state | Lock factory remote | Unlock factory remote | Any button pressed | Handbrake / Parking | Speed 10kmph | Engine running | Engine speed (RPM) | Ignition | Key inserted |
| 1                  | 2                      | 3         | 4          | 5                | 6            | 7                   | 8                     | 9                  | 10                  | 11           | 12             | 13                 | 14       | 15           |
| +                  | +                      | +         | +          | +                | +            | +                   | +                     | +                  | +                   | +            | +              | +                  | +        | +            |

| connector 10 pin |                           |                     |                    |                     |               |                   |                   |     |          |
|------------------|---------------------------|---------------------|--------------------|---------------------|---------------|-------------------|-------------------|-----|----------|
| OUT              | IN                        | IN                  | IN                 | IN                  | IN            | IN                | IN                | IN  | +        |
| Footbrake        | Drivers door opening sim. | Turn off the engine | Turn on the engine | Turn signal control | Trunk release | Opening all doors | Closing all doors | GND | PWR +12V |
| 1                | 2                         | 3                   | 4                  | 5                   | 6             | 7                 | 8                 | 9   | 10       |
| +                | +                         | -                   | -                  | +                   | -             | -                 | -                 | -   | +        |

Attention:

Switches

Contr. of factory alarm  
Contr.c.lock, when ign.is on  
Comfort closure

Contr. of factory alarm  
Contr.c.lock, when ign.is on  
Comfort closure

Contr. of factory alarm  
Contr.c.lock, when ign.is on  
Comfort closure

Contr. of factory alarm  
Contr.c.lock, when ign.is on  
Comfort closure

Contr. of factory alarm  
Contr.c.lock, when ign.is on  
Comfort closure

| GAZEL NEXT      |        |        |        |        |        |                           |                         | year: 2015 →       | program Nr: 11383      | from: 2017-09-01 |            |                  |              |                     |                       |                    |                     |              |                |                    |          |              |           |                           |                     |                    |                     |               |                   |                   |     |          |                         |                              |                 |
|-----------------|--------|--------|--------|--------|--------|---------------------------|-------------------------|--------------------|------------------------|------------------|------------|------------------|--------------|---------------------|-----------------------|--------------------|---------------------|--------------|----------------|--------------------|----------|--------------|-----------|---------------------------|---------------------|--------------------|---------------------|---------------|-------------------|-------------------|-----|----------|-------------------------|------------------------------|-----------------|
| connector 8 pin |        |        |        |        |        |                           |                         | connector 15 pin   |                        |                  |            |                  |              |                     | connector 10 pin      |                    |                     |              |                |                    |          |              |           |                           |                     |                    |                     |               |                   |                   |     |          |                         |                              |                 |
| CAN H           | CAN L  | CAN H  | CAN L  | CAN H  | CAN L  | OUT +                     | OUT -                   | OUT                | OUT                    | OUT              | OUT        | OUT              | OUT          | OUT                 | OUT                   | OUT                | OUT                 | OUT          | IN             | IN                 | IN       | IN           | IN        | IN                        | IN                  | IN                 |                     |               |                   |                   |     |          |                         |                              |                 |
| CAN1-H          | CAN1-L | CAN2-H | CAN2-L | CAN3-H | CAN3-L | Alternative blink control | Alt. contr. centr. lock | Driver door sensor | Passengers door sensor | Trunk lid        | Hood sense | Original alarm++ | Arming state | Lock factory remote | Unlock factory remote | Any button pressed | Handbrake / Parking | Speed 10kmph | Engine running | Engine speed (RPM) | Ignition | Key inserted | Footbrake | Drivers door opening sim. | Turn off the engine | Turn on the engine | Turn signal control | Trunk release | Opening all doors | Closing all doors | GND | PWR +12V | Contr. of factory alarm | Contr.c.lock. when ign.is on | Comfort closure |
| 1               | 2      | 3      | 4      | 5      | 6      | 7                         | 8                       | 1                  | 2                      | 3                | 4          | 5                | 6            | 7                   | 8                     | 9                  | 10                  | 11           | 12             | 13                 | 14       | 15           | 1         | 2                         | 3                   | 4                  | 5                   | 6             | 7                 | 8                 | 9   | 10       |                         |                              |                 |
| +               | +      |        |        |        |        | +                         |                         |                    |                        |                  |            |                  |              |                     | +                     | +                  | +                   | +            | +              | +                  | +        | +            | +         |                           |                     |                    | +                   | +             | +                 | +                 | +   | +        |                         |                              |                 |

Attention:

Switches

| GAZEL NEXT (UMZ) |        |        |        |        |        |                           |                         | year: 2014 →       | program Nr: 12644      | from: 2019-04-18 |            |                  |              |                     |                       |                    |                     |              |                |                    |          |              |           |                           |                     |                    |                     |               |                   |                   |     |          |                         |                              |                 |     |     |     |     |
|------------------|--------|--------|--------|--------|--------|---------------------------|-------------------------|--------------------|------------------------|------------------|------------|------------------|--------------|---------------------|-----------------------|--------------------|---------------------|--------------|----------------|--------------------|----------|--------------|-----------|---------------------------|---------------------|--------------------|---------------------|---------------|-------------------|-------------------|-----|----------|-------------------------|------------------------------|-----------------|-----|-----|-----|-----|
| connector 8 pin  |        |        |        |        |        |                           |                         | connector 15 pin   |                        |                  |            |                  |              |                     | connector 10 pin      |                    |                     |              |                |                    |          |              |           |                           |                     |                    |                     |               |                   |                   |     |          |                         |                              |                 |     |     |     |     |
| CAN H            | CAN L  | CAN H  | CAN L  | CAN H  | CAN L  | OUT +                     | OUT -                   | OUT                | OUT                    | OUT              | OUT        | OUT              | OUT          | OUT                 | OUT                   | OUT                | OUT                 | OUT          | OUT            | OUT                | OUT      | OUT          | OUT       | OUT                       | OUT                 | OUT                | OUT                 | OUT           | OUT               | OUT               | OUT | OUT      | OUT                     | OUT                          | OUT             | OUT | OUT | OUT | OUT |
| CAN1-H           | CAN1-L | CAN2-H | CAN2-L | CAN3-H | CAN3-L | Alternative blink control | Alt. contr. centr. lock | Driver door sensor | Passengers door sensor | Trunk lid        | Hood sense | Original alarm++ | Arming state | Lock factory remote | Unlock factory remote | Any button pressed | Handbrake / Parking | Speed 10kmph | Engine running | Engine speed (RPM) | Ignition | Key inserted | Footbrake | Drivers door opening sim. | Turn off the engine | Turn on the engine | Turn signal control | Trunk release | Opening all doors | Closing all doors | GND | PWR +12V | Contr. of factory alarm | Contr.c.lock. when ign.is on | Comfort closure |     |     |     |     |
| 1                | 2      | 3      | 4      | 5      | 6      | 7                         | 8                       | 1                  | 2                      | 3                | 4          | 5                | 6            | 7                   | 8                     | 9                  | 10                  | 11           | 12             | 13                 | 14       | 15           | 1         | 2                         | 3                   | 4                  | 5                   | 6             | 7                 | 8                 | 9   | 10       |                         |                              |                 |     |     |     |     |
| +                | +      |        |        |        |        | +                         |                         |                    |                        |                  |            |                  |              |                     | +                     | +                  | +                   | +            | +              | +                  | +        | +            | +         |                           |                     |                    | +                   | +             | +                 | +                 | +   | +        | +                       | +                            | +               | +   | +   | +   |     |

Attention:

Switches

| GAZON NEXT      |        |        |        |        |        |                           |                         | year: 2019 →       | program Nr: 13297      | from: 2022-10-05 |            |                  |              |                     |                       |                    |                     |              |                |                    |          |              |           |                           |                     |                    |                     |               |                   |                   |     |          |                         |                              |                 |     |     |     |     |
|-----------------|--------|--------|--------|--------|--------|---------------------------|-------------------------|--------------------|------------------------|------------------|------------|------------------|--------------|---------------------|-----------------------|--------------------|---------------------|--------------|----------------|--------------------|----------|--------------|-----------|---------------------------|---------------------|--------------------|---------------------|---------------|-------------------|-------------------|-----|----------|-------------------------|------------------------------|-----------------|-----|-----|-----|-----|
| connector 8 pin |        |        |        |        |        |                           |                         | connector 15 pin   |                        |                  |            |                  |              |                     | connector 10 pin      |                    |                     |              |                |                    |          |              |           |                           |                     |                    |                     |               |                   |                   |     |          |                         |                              |                 |     |     |     |     |
| CAN H           | CAN L  | CAN H  | CAN L  | CAN H  | CAN L  | OUT +                     | OUT -                   | OUT                | OUT                    | OUT              | OUT        | OUT              | OUT          | OUT                 | OUT                   | OUT                | OUT                 | OUT          | OUT            | OUT                | OUT      | OUT          | OUT       | OUT                       | OUT                 | OUT                | OUT                 | OUT           | OUT               | OUT               | OUT | OUT      | OUT                     | OUT                          | OUT             | OUT | OUT | OUT | OUT |
| CAN1-H          | CAN1-L | CAN2-H | CAN2-L | CAN3-H | CAN3-L | Alternative blink control | Alt. contr. centr. lock | Driver door sensor | Passengers door sensor | Trunk lid        | Hood sense | Original alarm++ | Arming state | Lock factory remote | Unlock factory remote | Any button pressed | Handbrake / Parking | Speed 10kmph | Engine running | Engine speed (RPM) | Ignition | Key inserted | Footbrake | Drivers door opening sim. | Turn off the engine | Turn on the engine | Turn signal control | Trunk release | Opening all doors | Closing all doors | GND | PWR +12V | Contr. of factory alarm | Contr.c.lock. when ign.is on | Comfort closure |     |     |     |     |
| 1               | 2      | 3      | 4      | 5      | 6      | 7                         | 8                       | 1                  | 2                      | 3                | 4          | 5                | 6            | 7                   | 8                     | 9                  | 10                  | 11           | 12             | 13                 | 14       | 15           | 1         | 2                         | 3                   | 4                  | 5                   | 6             | 7                 | 8                 | 9   | 10       |                         |                              |                 |     |     |     |     |
| +               | +      |        |        |        |        | +                         |                         |                    |                        |                  |            |                  |              |                     | +                     | +                  | +                   | +            | +              | +                  | +        | +            | +         |                           |                     |                    | +                   | +             | +                 | +                 | +   | +        | +                       | +                            | +               | +   | +   | +   |     |

Attention:

Switches

| GAZON NEXT      |        |        |        |        |        |                           |                         | year: 2015 →       | program Nr: 13342      | from: 2020-09-09 |            |                  |              |                     |                       |                    |                     |              |                |                    |          |              |           |                           |                     |                    |                     |               |                   |                   |     |          |                         |                              |                 |     |     |     |     |
|-----------------|--------|--------|--------|--------|--------|---------------------------|-------------------------|--------------------|------------------------|------------------|------------|------------------|--------------|---------------------|-----------------------|--------------------|---------------------|--------------|----------------|--------------------|----------|--------------|-----------|---------------------------|---------------------|--------------------|---------------------|---------------|-------------------|-------------------|-----|----------|-------------------------|------------------------------|-----------------|-----|-----|-----|-----|
| connector 8 pin |        |        |        |        |        |                           |                         | connector 15 pin   |                        |                  |            |                  |              |                     | connector 10 pin      |                    |                     |              |                |                    |          |              |           |                           |                     |                    |                     |               |                   |                   |     |          |                         |                              |                 |     |     |     |     |
| CAN H           | CAN L  | CAN H  | CAN L  | CAN H  | CAN L  | OUT +                     | OUT -                   | OUT                | OUT                    | OUT              | OUT        | OUT              | OUT          | OUT                 | OUT                   | OUT                | OUT                 | OUT          | OUT            | OUT                | OUT      | OUT          | OUT       | OUT                       | OUT                 | OUT                | OUT                 | OUT           | OUT               | OUT               | OUT | OUT      | OUT                     | OUT                          | OUT             | OUT | OUT | OUT | OUT |
| CAN1-H          | CAN1-L | CAN2-H | CAN2-L | CAN3-H | CAN3-L | Alternative blink control | Alt. contr. centr. lock | Driver door sensor | Passengers door sensor | Trunk lid        | Hood sense | Original alarm++ | Arming state | Lock factory remote | Unlock factory remote | Any button pressed | Handbrake / Parking | Speed 10kmph | Engine running | Engine speed (RPM) | Ignition | Key inserted | Footbrake | Drivers door opening sim. | Turn off the engine | Turn on the engine | Turn signal control | Trunk release | Opening all doors | Closing all doors | GND | PWR +12V | Contr. of factory alarm | Contr.c.lock. when ign.is on | Comfort closure |     |     |     |     |
| 1               | 2      | 3      | 4      | 5      | 6      | 7                         | 8                       | 1                  | 2                      | 3                | 4          | 5                | 6            | 7                   | 8                     | 9                  | 10                  | 11           | 12             | 13                 | 14       | 15           | 1         | 2                         | 3                   | 4                  | 5                   | 6             | 7                 | 8                 | 9   | 10       |                         |                              |                 |     |     |     |     |
| +               | +      |        |        |        |        | +                         |                         |                    |                        |                  |            |                  |              |                     | +                     | +                  | +                   | +            | +              | +                  | +        | +            | +         |                           |                     |                    | +                   | +             | +                 | +                 | +   | +        | +                       | +                            | +               | +   | +   | +   |     |

Attention:

Switches

| GELY ATLAS NL3  |        |        |        |        |        |                           |                         | year: 2016 →       | with and without Keyless System | program Nr: 12821 | from: 2020-06-19 |                  |              |                     |                       |                    |                     |              |                |                    |          |              |           |                           |                     |                    |                     |               |                   |                   |     |          |                         |                              |                 |     |     |     |     |
|-----------------|--------|--------|--------|--------|--------|---------------------------|-------------------------|--------------------|---------------------------------|-------------------|------------------|------------------|--------------|---------------------|-----------------------|--------------------|---------------------|--------------|----------------|--------------------|----------|--------------|-----------|---------------------------|---------------------|--------------------|---------------------|---------------|-------------------|-------------------|-----|----------|-------------------------|------------------------------|-----------------|-----|-----|-----|-----|
| connector 8 pin |        |        |        |        |        |                           |                         | connector 15 pin   |                                 |                   |                  |                  |              |                     | connector 10 pin      |                    |                     |              |                |                    |          |              |           |                           |                     |                    |                     |               |                   |                   |     |          |                         |                              |                 |     |     |     |     |
| CAN H           | CAN L  | CAN H  | CAN L  | CAN H  | CAN L  | OUT +                     | OUT -                   | OUT                | OUT                             | OUT               | OUT              | OUT              | OUT          | OUT                 | OUT                   | OUT                | OUT                 | OUT          | OUT            | OUT                | OUT      | OUT          | OUT       | OUT                       | OUT                 | OUT                | OUT                 | OUT           | OUT               | OUT               | OUT | OUT      | OUT                     | OUT                          | OUT             | OUT | OUT | OUT | OUT |
| CAN1-H          | CAN1-L | CAN2-H | CAN2-L | CAN3-H | CAN3-L | Alternative blink control | Alt. contr. centr. lock | Driver door sensor | Passengers door sensor          | Trunk lid         | Hood sense       | Original alarm++ | Arming state | Lock factory remote | Unlock factory remote | Any button pressed | Handbrake / Parking | Speed 10kmph | Engine running | Engine speed (RPM) | Ignition | Key inserted | Footbrake | Drivers door opening sim. | Turn off the engine | Turn on the engine | Turn signal control | Trunk release | Opening all doors | Closing all doors | GND | PWR +12V | Contr. of factory alarm | Contr.c.lock. when ign.is on | Comfort closure |     |     |     |     |
| 1               | 2      | 3      | 4      | 5      | 6      | 7                         | 8                       | 1                  | 2                               | 3                 | 4                | 5                | 6            | 7                   | 8                     | 9                  | 10                  | 11           | 12             | 13                 | 14       | 15           | 1         | 2                         | 3                   | 4                  | 5                   | 6             | 7                 | 8                 | 9   | 10       |                         |                              |                 |     |     |     |     |
| +               | +      |        |        |        |        | +                         |                         |                    |                                 |                   |                  |                  |              |                     | +                     | +                  | +                   | +            | +              | +                  | +        | +            | +         |                           |                     |                    | +                   | +             | +                 | +                 | +   | +        | +                       | +                            | +               | +   | +   | +   |     |

Attention:

Switches

**GEELY COOLRAY** year: **2022** → with and without Keyless System program No: **14857** from: **2023-09-01**

| connector 8 pin |        |        |        |        |        |                           |                         | connector 15 pin   |                        |           |            |                  |              |                     |                       |                    |                     |              |                |                    |          |              | connector 10 pin |                           |                     |                    |                     |               |                   |                   |     |          |   |
|-----------------|--------|--------|--------|--------|--------|---------------------------|-------------------------|--------------------|------------------------|-----------|------------|------------------|--------------|---------------------|-----------------------|--------------------|---------------------|--------------|----------------|--------------------|----------|--------------|------------------|---------------------------|---------------------|--------------------|---------------------|---------------|-------------------|-------------------|-----|----------|---|
| CAN H           | CAN L  | CAN H  | CAN L  | CAN H  | CAN L  | OUT +                     | OUT -                   | OUT -              | OUT -                  | OUT -     | OUT -      | OUT -            | OUT -        | OUT -               | OUT -                 | OUT -              | OUT -               | OUT -        | OUT -          | OUT +              | OUT +    | OUT +        | IN               | IN                        | IN                  | IN                 | IN                  | IN            | IN                | IN                |     |          |   |
| CAN1-H          | CAN1-L | CAN2-H | CAN2-L | CAN3-H | CAN3-L | Alternative blink control | Alt. contr. centr. lock | Driver door sensor | Passengers door sensor | Trunk lid | Hood sense | Original alarm++ | Arming state | Lock factory remote | Unlock factory remote | Any button pressed | Handbrake / Parking | Speed 10kmph | Engine running | Engine speed (RPM) | Ignition | Key inserted | Footbrake        | Drivers door opening sim. | Turn off the engine | Turn on the engine | Turn signal control | Trunk release | Opening all doors | Closing all doors | GND | PWR +12V |   |
| 1               | 2      | 3      | 4      | 5      | 6      | 7                         | 8                       | 1                  | 2                      | 3         | 4          | 5                | 6            | 7                   | 8                     | 9                  | 10                  | 11           | 12             | 13                 | 14       | 15           | 1                | 2                         | 3                   | 4                  | 5                   | 6             | 7                 | 8                 | 9   | 10       |   |
| +               | +      | +      | +      | +      | +      | +                         | +                       | +                  | +                      | +         | +          | +                | +            | +                   | +                     | +                  | +                   | +            | +              | +                  | +        | +            | +                | +                         | +                   | +                  | +                   | +             | +                 | +                 | +   | +        | + |

Attention:

**GEELY COOLRAY** year: **2018** → with and without Keyless System program No: **14772** from: **2023-09-01**

| connector 8 pin |        |        |        |        |        |                           |                         | connector 15 pin   |                        |           |            |                  |              |                     |                       |                    |                     |              |                |                    |          |              | connector 10 pin |                           |                     |                    |                     |               |                   |                   |     |          |   |
|-----------------|--------|--------|--------|--------|--------|---------------------------|-------------------------|--------------------|------------------------|-----------|------------|------------------|--------------|---------------------|-----------------------|--------------------|---------------------|--------------|----------------|--------------------|----------|--------------|------------------|---------------------------|---------------------|--------------------|---------------------|---------------|-------------------|-------------------|-----|----------|---|
| CAN H           | CAN L  | CAN H  | CAN L  | CAN H  | CAN L  | OUT +                     | OUT -                   | OUT -              | OUT -                  | OUT -     | OUT -      | OUT -            | OUT -        | OUT -               | OUT -                 | OUT -              | OUT -               | OUT -        | OUT -          | OUT +              | OUT +    | OUT +        | IN               | IN                        | IN                  | IN                 | IN                  | IN            | IN                | IN                | IN  | IN       |   |
| CAN1-H          | CAN1-L | CAN2-H | CAN2-L | CAN3-H | CAN3-L | Alternative blink control | Alt. contr. centr. lock | Driver door sensor | Passengers door sensor | Trunk lid | Hood sense | Original alarm++ | Arming state | Lock factory remote | Unlock factory remote | Any button pressed | Handbrake / Parking | Speed 10kmph | Engine running | Engine speed (RPM) | Ignition | Key inserted | Footbrake        | Drivers door opening sim. | Turn off the engine | Turn on the engine | Turn signal control | Trunk release | Opening all doors | Closing all doors | GND | PWR +12V |   |
| 1               | 2      | 3      | 4      | 5      | 6      | 7                         | 8                       | 1                  | 2                      | 3         | 4          | 5                | 6            | 7                   | 8                     | 9                  | 10                  | 11           | 12             | 13                 | 14       | 15           | 1                | 2                         | 3                   | 4                  | 5                   | 6             | 7                 | 8                 | 9   | 10       |   |
| +               | +      | +      | +      | +      | +      | +                         | +                       | +                  | +                      | +         | +          | +                | +            | +                   | +                     | +                  | +                   | +            | +              | +                  | +        | +            | +                | +                         | +                   | +                  | +                   | +             | +                 | +                 | +   | +        | + |

Attention:

**GEELY EMGRAND EC7** year: **2013** → without Keyless System program No: **11544** from: **2017-09-01**

| connector 8 pin |        |        |        |        |        |                           |                         | connector 15 pin   |                        |           |            |                  |              |                     |                       |                    |                     |              |                |                    |          |              | connector 10 pin |                           |                     |                    |                     |               |                   |                   |     |          |   |
|-----------------|--------|--------|--------|--------|--------|---------------------------|-------------------------|--------------------|------------------------|-----------|------------|------------------|--------------|---------------------|-----------------------|--------------------|---------------------|--------------|----------------|--------------------|----------|--------------|------------------|---------------------------|---------------------|--------------------|---------------------|---------------|-------------------|-------------------|-----|----------|---|
| CAN H           | CAN L  | CAN H  | CAN L  | CAN H  | CAN L  | OUT +                     | OUT -                   | OUT -              | OUT -                  | OUT -     | OUT -      | OUT -            | OUT -        | OUT -               | OUT -                 | OUT -              | OUT -               | OUT -        | OUT -          | OUT +              | OUT +    | OUT +        | IN               | IN                        | IN                  | IN                 | IN                  | IN            | IN                | IN                | IN  | IN       |   |
| CAN1-H          | CAN1-L | CAN2-H | CAN2-L | CAN3-H | CAN3-L | Alternative blink control | Alt. contr. centr. lock | Driver door sensor | Passengers door sensor | Trunk lid | Hood sense | Original alarm++ | Arming state | Lock factory remote | Unlock factory remote | Any button pressed | Handbrake / Parking | Speed 10kmph | Engine running | Engine speed (RPM) | Ignition | Key inserted | Footbrake        | Drivers door opening sim. | Turn off the engine | Turn on the engine | Turn signal control | Trunk release | Opening all doors | Closing all doors | GND | PWR +12V |   |
| 1               | 2      | 3      | 4      | 5      | 6      | 7                         | 8                       | 1                  | 2                      | 3         | 4          | 5                | 6            | 7                   | 8                     | 9                  | 10                  | 11           | 12             | 13                 | 14       | 15           | 1                | 2                         | 3                   | 4                  | 5                   | 6             | 7                 | 8                 | 9   | 10       |   |
| +               | +      | +      | +      | +      | +      | +                         | +                       | +                  | +                      | +         | +          | +                | +            | +                   | +                     | +                  | +                   | +            | +              | +                  | +        | +            | +                | +                         | +                   | +                  | +                   | +             | +                 | +                 | +   | +        | + |

Attention:

**GEELY EMGRAND SS11** year: **2021** → with and without Keyless System program No: **14858** from: **2023-09-01**

| connector 8 pin |        |        |        |        |        |                           |                         | connector 15 pin   |                        |           |            |                  |              |                     |                       |                    |                     |              |                |                    |          |              | connector 10 pin |                           |                     |                    |                     |               |                   |                   |     |          |   |
|-----------------|--------|--------|--------|--------|--------|---------------------------|-------------------------|--------------------|------------------------|-----------|------------|------------------|--------------|---------------------|-----------------------|--------------------|---------------------|--------------|----------------|--------------------|----------|--------------|------------------|---------------------------|---------------------|--------------------|---------------------|---------------|-------------------|-------------------|-----|----------|---|
| CAN H           | CAN L  | CAN H  | CAN L  | CAN H  | CAN L  | OUT +                     | OUT -                   | OUT -              | OUT -                  | OUT -     | OUT -      | OUT -            | OUT -        | OUT -               | OUT -                 | OUT -              | OUT -               | OUT -        | OUT -          | OUT +              | OUT +    | OUT +        | IN               | IN                        | IN                  | IN                 | IN                  | IN            | IN                | IN                | IN  | IN       |   |
| CAN1-H          | CAN1-L | CAN2-H | CAN2-L | CAN3-H | CAN3-L | Alternative blink control | Alt. contr. centr. lock | Driver door sensor | Passengers door sensor | Trunk lid | Hood sense | Original alarm++ | Arming state | Lock factory remote | Unlock factory remote | Any button pressed | Handbrake / Parking | Speed 10kmph | Engine running | Engine speed (RPM) | Ignition | Key inserted | Footbrake        | Drivers door opening sim. | Turn off the engine | Turn on the engine | Turn signal control | Trunk release | Opening all doors | Closing all doors | GND | PWR +12V |   |
| 1               | 2      | 3      | 4      | 5      | 6      | 7                         | 8                       | 1                  | 2                      | 3         | 4          | 5                | 6            | 7                   | 8                     | 9                  | 10                  | 11           | 12             | 13                 | 14       | 15           | 1                | 2                         | 3                   | 4                  | 5                   | 6             | 7                 | 8                 | 9   | 10       |   |
| +               | +      | +      | +      | +      | +      | +                         | +                       | +                  | +                      | +         | +          | +                | +            | +                   | +                     | +                  | +                   | +            | +              | +                  | +        | +            | +                | +                         | +                   | +                  | +                   | +             | +                 | +                 | +   | +        | + |

Attention:

**GEELY EMGRAND X7** year: **2017** → without Keyless System program No: **12253** from: **2018-03-08**

| connector 8 pin |        |        |        |        |        |                           |                         | connector 15 pin   |                        |           |            |                  |              |                     |                       |                    |                     |              |                |                    |          |              | connector 10 pin |                           |                     |                    |                     |               |                   |                   |     |          |   |
|-----------------|--------|--------|--------|--------|--------|---------------------------|-------------------------|--------------------|------------------------|-----------|------------|------------------|--------------|---------------------|-----------------------|--------------------|---------------------|--------------|----------------|--------------------|----------|--------------|------------------|---------------------------|---------------------|--------------------|---------------------|---------------|-------------------|-------------------|-----|----------|---|
| CAN H           | CAN L  | CAN H  | CAN L  | CAN H  | CAN L  | OUT +                     | OUT -                   | OUT -              | OUT -                  | OUT -     | OUT -      | OUT -            | OUT -        | OUT -               | OUT -                 | OUT -              | OUT -               | OUT -        | OUT -          | OUT +              | OUT +    | OUT +        | IN               | IN                        | IN                  | IN                 | IN                  | IN            | IN                | IN                | IN  | IN       |   |
| CAN1-H          | CAN1-L | CAN2-H | CAN2-L | CAN3-H | CAN3-L | Alternative blink control | Alt. contr. centr. lock | Driver door sensor | Passengers door sensor | Trunk lid | Hood sense | Original alarm++ | Arming state | Lock factory remote | Unlock factory remote | Any button pressed | Handbrake / Parking | Speed 10kmph | Engine running | Engine speed (RPM) | Ignition | Key inserted | Footbrake        | Drivers door opening sim. | Turn off the engine | Turn on the engine | Turn signal control | Trunk release | Opening all doors | Closing all doors | GND | PWR +12V |   |
| 1               | 2      | 3      | 4      | 5      | 6      | 7                         | 8                       | 1                  | 2                      | 3         | 4          | 5                | 6            | 7                   | 8                     | 9                  | 10                  | 11           | 12             | 13                 | 14       | 15           | 1                | 2                         | 3                   | 4                  | 5                   | 6             | 7                 | 8                 | 9   | 10       |   |
| +               | +      | +      | +      | +      | +      | +                         | +                       | +                  | +                      | +         | +          | +                | +            | +                   | +                     | +                  | +                   | +            | +              | +                  | +        | +            | +                | +                         | +                   | +                  | +                   | +             | +                 | +                 | +   | +        | + |

Attention:

GEELY EMGRAND X7

year: 2012 →

without Keyless System

program №: 11542

from: 2017-09-01

Table with 3 main sections: connector 8 pin, connector 15 pin, and connector 10 pin. Each section has columns for signal names, CAN IDs, and pin numbers (1-15).

Attention:

GEELY GC6

year: 2014 →

without Keyless System

program №: 11589

from: 2017-09-01

Table with 3 main sections: connector 8 pin, connector 15 pin, and connector 10 pin. Each section has columns for signal names, CAN IDs, and pin numbers (1-15).

Attention:

GENESIS G70 (Keyless)

year: 2018 →

with Keyless System

program №: 12426

from: 2019-09-04

Table with 3 main sections: connector 8 pin, connector 15 pin, and connector 10 pin. Each section has columns for signal names, CAN IDs, and pin numbers (1-15).

Attention:

GENESIS G80 (Electric)

year: 2022 →

with and without Keyless System

program №: 14616

from: 2023-09-07

Table with 3 main sections: connector 8 pin, connector 15 pin, and connector 10 pin. Each section has columns for signal names, CAN IDs, and pin numbers (1-15).

Attention:

GENESIS G80 (Keyless)

year: 2020 →

with Keyless System

program №: 13337

from: 2023-09-07

Table with 3 main sections: connector 8 pin, connector 15 pin, and connector 10 pin. Each section has columns for signal names, CAN IDs, and pin numbers (1-15).

Attention:

GENESIS G80 (Keyless)

year: 2020 →

with Keyless System

program №: 13337

from: 2023-09-07

Table with 3 main sections: connector 8 pin, connector 15 pin, and connector 10 pin. Each section has columns for signal names, CAN IDs, and pin numbers (1-15).

Attention:





| GENESIS GV80 (Keyless) |        |        |        |        |        |                            |                          |                    |                        |           |            | year: 2021 →     |              | with Keyless System |                       |                    |                     |              |                |                    |          |              |           |                           |                     | program No: 13338  |                     |               | from: 2023-09-07  |                   |     |          |    |    |    |    |    |                         |                              |                 |   |   |   |   |
|------------------------|--------|--------|--------|--------|--------|----------------------------|--------------------------|--------------------|------------------------|-----------|------------|------------------|--------------|---------------------|-----------------------|--------------------|---------------------|--------------|----------------|--------------------|----------|--------------|-----------|---------------------------|---------------------|--------------------|---------------------|---------------|-------------------|-------------------|-----|----------|----|----|----|----|----|-------------------------|------------------------------|-----------------|---|---|---|---|
| connector 8 pin        |        |        |        |        |        |                            |                          | connector 15 pin   |                        |           |            |                  |              |                     |                       | connector 10 pin   |                     |              |                |                    |          |              |           |                           |                     |                    |                     |               |                   |                   |     |          |    |    |    |    |    |                         |                              |                 |   |   |   |   |
| CAN H                  | CAN L  | CAN H  | CAN L  | CAN H  | CAN L  | CAN L                      | OUT +                    | OUT +              | OUT                    | OUT       | OUT        | OUT              | OUT          | OUT                 | OUT                   | OUT                | OUT                 | OUT          | OUT            | OUT                | OUT      | OUT          | OUT       | OUT                       | OUT                 | OUT                | OUT                 | OUT           | OUT               | IN                | IN  | IN       | IN | IN | IN | IN | IN | Contr. of factory alarm | Contr.c.lock, when ign.is on | Comfort closure |   |   |   |   |
| CAN1-H                 | CAN1-L | CAN2-H | CAN2-L | CAN3-H | CAN3-L | Alt. conctr. blink control | Alt. conctr. centr. lock | Driver door sensor | Passengers door sensor | Trunk lid | Hood sense | Original alarm++ | Arming state | Lock factory remote | Unlock factory remote | Any button pressed | Handbrake / Parking | Speed 10kmph | Engine running | Engine speed (RPM) | Ignition | Key inserted | Footbrake | Drivers door opening sim. | Turn off the engine | Turn on the engine | Turn signal control | Trunk release | Opening all doors | Closing all doors | GND | PWR +12V |    |    |    |    |    |                         |                              |                 |   |   |   |   |
| 1                      | 2      | 3      | 4      | 5      | 6      | 7                          | 8                        | 1                  | 2                      | 3         | 4          | 5                | 6            | 7                   | 8                     | 9                  | 10                  | 11           | 12             | 13                 | 14       | 15           | 1         | 2                         | 3                   | 4                  | 5                   | 6             | 7                 | 8                 | 9   | 10       |    |    |    |    |    |                         |                              |                 |   |   |   |   |
| +                      | +      | +      | +      | +      | +      | +                          | +                        | +                  | +                      | +         | +          | +                | +            | +                   | +                     | +                  | +                   | +            | +              | +                  | +        | +            | +         | +                         | +                   | +                  | +                   | +             | +                 | +                 | +   | +        | +  | +  | +  | +  | +  | +                       | +                            | +               | + | + | + | + |
| Attention:             |        |        |        |        |        |                            |                          |                    |                        |           |            |                  |              |                     |                       |                    |                     |              |                |                    |          |              |           |                           |                     |                    |                     |               |                   |                   |     |          |    |    |    |    |    |                         |                              |                 |   |   |   |   |
| Switches               |        |        |        |        |        |                            |                          |                    |                        |           |            |                  |              |                     |                       |                    |                     |              |                |                    |          |              |           |                           |                     |                    |                     |               |                   |                   |     |          |    |    |    |    |    |                         |                              |                 |   |   |   |   |

| GMC CANYON (USA Market) |        |        |        |        |        |                            |                          |                    |                        |           |            | year: 2014 →     |              | without Keyless System |                       |                    |                     |              |                |                    |          |              |           |                           |                     | program No: 12369  |                     |               | from: 2020-07-03  |                   |     |          |    |    |    |    |                         |                              |                 |   |   |   |   |   |
|-------------------------|--------|--------|--------|--------|--------|----------------------------|--------------------------|--------------------|------------------------|-----------|------------|------------------|--------------|------------------------|-----------------------|--------------------|---------------------|--------------|----------------|--------------------|----------|--------------|-----------|---------------------------|---------------------|--------------------|---------------------|---------------|-------------------|-------------------|-----|----------|----|----|----|----|-------------------------|------------------------------|-----------------|---|---|---|---|---|
| connector 8 pin         |        |        |        |        |        |                            |                          | connector 15 pin   |                        |           |            |                  |              |                        |                       | connector 10 pin   |                     |              |                |                    |          |              |           |                           |                     |                    |                     |               |                   |                   |     |          |    |    |    |    |                         |                              |                 |   |   |   |   |   |
| CAN H                   | CAN L  | CAN H  | CAN L  | CAN H  | CAN L  | CAN L                      | OUT +                    | OUT +              | OUT                    | OUT       | OUT        | OUT              | OUT          | OUT                    | OUT                   | OUT                | OUT                 | OUT          | OUT            | OUT                | OUT      | OUT          | OUT       | OUT                       | OUT                 | OUT                | OUT                 | OUT           | OUT               | IN                | IN  | IN       | IN | IN | IN | IN | Contr. of factory alarm | Contr.c.lock, when ign.is on | Comfort closure |   |   |   |   |   |
| CAN1-H                  | CAN1-L | CAN2-H | CAN2-L | CAN3-H | CAN3-L | Alt. conctr. blink control | Alt. conctr. centr. lock | Driver door sensor | Passengers door sensor | Trunk lid | Hood sense | Original alarm++ | Arming state | Lock factory remote    | Unlock factory remote | Any button pressed | Handbrake / Parking | Speed 10kmph | Engine running | Engine speed (RPM) | Ignition | Key inserted | Footbrake | Drivers door opening sim. | Turn off the engine | Turn on the engine | Turn signal control | Trunk release | Opening all doors | Closing all doors | GND | PWR +12V |    |    |    |    |                         |                              |                 |   |   |   |   |   |
| 1                       | 2      | 3      | 4      | 5      | 6      | 7                          | 8                        | 1                  | 2                      | 3         | 4          | 5                | 6            | 7                      | 8                     | 9                  | 10                  | 11           | 12             | 13                 | 14       | 15           | 1         | 2                         | 3                   | 4                  | 5                   | 6             | 7                 | 8                 | 9   | 10       |    |    |    |    |                         |                              |                 |   |   |   |   |   |
| +                       | +      | +      | +      | +      | +      | +                          | +                        | +                  | +                      | +         | +          | +                | +            | +                      | +                     | +                  | +                   | +            | +              | +                  | +        | +            | +         | +                         | +                   | +                  | +                   | +             | +                 | +                 | +   | +        | +  | +  | +  | +  | +                       | +                            | +               | + | + | + | + | + |
| Attention:              |        |        |        |        |        |                            |                          |                    |                        |           |            |                  |              |                        |                       |                    |                     |              |                |                    |          |              |           |                           |                     |                    |                     |               |                   |                   |     |          |    |    |    |    |                         |                              |                 |   |   |   |   |   |
| Switches                |        |        |        |        |        |                            |                          |                    |                        |           |            |                  |              |                        |                       |                    |                     |              |                |                    |          |              |           |                           |                     |                    |                     |               |                   |                   |     |          |    |    |    |    |                         |                              |                 |   |   |   |   |   |

| GREAT WALL H3   |        |        |        |        |        |                            |                          |                    |                        |           |            | year: 2015 →     |              | without Keyless System |                       |                    |                     |              |                |                    |          |              |           |                           |                     | program No: 11588  |                     |               | from: 2017-09-01  |                   |     |          |    |    |    |    |                         |                              |                 |   |   |   |   |   |
|-----------------|--------|--------|--------|--------|--------|----------------------------|--------------------------|--------------------|------------------------|-----------|------------|------------------|--------------|------------------------|-----------------------|--------------------|---------------------|--------------|----------------|--------------------|----------|--------------|-----------|---------------------------|---------------------|--------------------|---------------------|---------------|-------------------|-------------------|-----|----------|----|----|----|----|-------------------------|------------------------------|-----------------|---|---|---|---|---|
| connector 8 pin |        |        |        |        |        |                            |                          | connector 15 pin   |                        |           |            |                  |              |                        |                       | connector 10 pin   |                     |              |                |                    |          |              |           |                           |                     |                    |                     |               |                   |                   |     |          |    |    |    |    |                         |                              |                 |   |   |   |   |   |
| CAN H           | CAN L  | CAN H  | CAN L  | CAN H  | CAN L  | CAN L                      | OUT +                    | OUT +              | OUT                    | OUT       | OUT        | OUT              | OUT          | OUT                    | OUT                   | OUT                | OUT                 | OUT          | OUT            | OUT                | OUT      | OUT          | OUT       | OUT                       | OUT                 | OUT                | OUT                 | OUT           | OUT               | IN                | IN  | IN       | IN | IN | IN | IN | Contr. of factory alarm | Contr.c.lock, when ign.is on | Comfort closure |   |   |   |   |   |
| CAN1-H          | CAN1-L | CAN2-H | CAN2-L | CAN3-H | CAN3-L | Alt. conctr. blink control | Alt. conctr. centr. lock | Driver door sensor | Passengers door sensor | Trunk lid | Hood sense | Original alarm++ | Arming state | Lock factory remote    | Unlock factory remote | Any button pressed | Handbrake / Parking | Speed 10kmph | Engine running | Engine speed (RPM) | Ignition | Key inserted | Footbrake | Drivers door opening sim. | Turn off the engine | Turn on the engine | Turn signal control | Trunk release | Opening all doors | Closing all doors | GND | PWR +12V |    |    |    |    |                         |                              |                 |   |   |   |   |   |
| 1               | 2      | 3      | 4      | 5      | 6      | 7                          | 8                        | 1                  | 2                      | 3         | 4          | 5                | 6            | 7                      | 8                     | 9                  | 10                  | 11           | 12             | 13                 | 14       | 15           | 1         | 2                         | 3                   | 4                  | 5                   | 6             | 7                 | 8                 | 9   | 10       |    |    |    |    |                         |                              |                 |   |   |   |   |   |
| +               | +      | +      | +      | +      | +      | +                          | +                        | +                  | +                      | +         | +          | +                | +            | +                      | +                     | +                  | +                   | +            | +              | +                  | +        | +            | +         | +                         | +                   | +                  | +                   | +             | +                 | +                 | +   | +        | +  | +  | +  | +  | +                       | +                            | +               | + | + | + | + | + |
| Attention:      |        |        |        |        |        |                            |                          |                    |                        |           |            |                  |              |                        |                       |                    |                     |              |                |                    |          |              |           |                           |                     |                    |                     |               |                   |                   |     |          |    |    |    |    |                         |                              |                 |   |   |   |   |   |
| Switches        |        |        |        |        |        |                            |                          |                    |                        |           |            |                  |              |                        |                       |                    |                     |              |                |                    |          |              |           |                           |                     |                    |                     |               |                   |                   |     |          |    |    |    |    |                         |                              |                 |   |   |   |   |   |

| GREAT WALL HOVER H6 |        |        |        |        |        |                            |                          |                    |                        |           |            | year: 2011 →     |              | without Keyless System |                       |                    |                     |              |                |                    |          |              |           |                           |                     | program No: 11516  |                     |               | from: 2017-09-01  |                   |     |          |    |    |    |    |                         |                              |                 |   |   |   |   |   |
|---------------------|--------|--------|--------|--------|--------|----------------------------|--------------------------|--------------------|------------------------|-----------|------------|------------------|--------------|------------------------|-----------------------|--------------------|---------------------|--------------|----------------|--------------------|----------|--------------|-----------|---------------------------|---------------------|--------------------|---------------------|---------------|-------------------|-------------------|-----|----------|----|----|----|----|-------------------------|------------------------------|-----------------|---|---|---|---|---|
| connector 8 pin     |        |        |        |        |        |                            |                          | connector 15 pin   |                        |           |            |                  |              |                        |                       | connector 10 pin   |                     |              |                |                    |          |              |           |                           |                     |                    |                     |               |                   |                   |     |          |    |    |    |    |                         |                              |                 |   |   |   |   |   |
| CAN H               | CAN L  | CAN H  | CAN L  | CAN H  | CAN L  | CAN L                      | OUT +                    | OUT +              | OUT                    | OUT       | OUT        | OUT              | OUT          | OUT                    | OUT                   | OUT                | OUT                 | OUT          | OUT            | OUT                | OUT      | OUT          | OUT       | OUT                       | OUT                 | OUT                | OUT                 | OUT           | OUT               | IN                | IN  | IN       | IN | IN | IN | IN | Contr. of factory alarm | Contr.c.lock, when ign.is on | Comfort closure |   |   |   |   |   |
| CAN1-H              | CAN1-L | CAN2-H | CAN2-L | CAN3-H | CAN3-L | Alt. conctr. blink control | Alt. conctr. centr. lock | Driver door sensor | Passengers door sensor | Trunk lid | Hood sense | Original alarm++ | Arming state | Lock factory remote    | Unlock factory remote | Any button pressed | Handbrake / Parking | Speed 10kmph | Engine running | Engine speed (RPM) | Ignition | Key inserted | Footbrake | Drivers door opening sim. | Turn off the engine | Turn on the engine | Turn signal control | Trunk release | Opening all doors | Closing all doors | GND | PWR +12V |    |    |    |    |                         |                              |                 |   |   |   |   |   |
| 1                   | 2      | 3      | 4      | 5      | 6      | 7                          | 8                        | 1                  | 2                      | 3         | 4          | 5                | 6            | 7                      | 8                     | 9                  | 10                  | 11           | 12             | 13                 | 14       | 15           | 1         | 2                         | 3                   | 4                  | 5                   | 6             | 7                 | 8                 | 9   | 10       |    |    |    |    |                         |                              |                 |   |   |   |   |   |
| +                   | +      | +      | +      | +      | +      | +                          | +                        | +                  | +                      | +         | +          | +                | +            | +                      | +                     | +                  | +                   | +            | +              | +                  | +        | +            | +         | +                         | +                   | +                  | +                   | +             | +                 | +                 | +   | +        | +  | +  | +  | +  | +                       | +                            | +               | + | + | + | + | + |
| Attention:          |        |        |        |        |        |                            |                          |                    |                        |           |            |                  |              |                        |                       |                    |                     |              |                |                    |          |              |           |                           |                     |                    |                     |               |                   |                   |     |          |    |    |    |    |                         |                              |                 |   |   |   |   |   |
| Switches            |        |        |        |        |        |                            |                          |                    |                        |           |            |                  |              |                        |                       |                    |                     |              |                |                    |          |              |           |                           |                     |                    |                     |               |                   |                   |     |          |    |    |    |    |                         |                              |                 |   |   |   |   |   |

| GREAT WALL WINGLE 7 |        |        |        |        |        |                            |                          |                    |                        |           |            | year: 2020 →     |              | without Keyless System |                       |                    |                     |              |                |                    |          |              |           |                           |                     | program No: 14141  |                     |               | from: 2022-05-30  |                   |     |          |    |    |    |    |                         |                              |                 |   |   |   |   |   |
|---------------------|--------|--------|--------|--------|--------|----------------------------|--------------------------|--------------------|------------------------|-----------|------------|------------------|--------------|------------------------|-----------------------|--------------------|---------------------|--------------|----------------|--------------------|----------|--------------|-----------|---------------------------|---------------------|--------------------|---------------------|---------------|-------------------|-------------------|-----|----------|----|----|----|----|-------------------------|------------------------------|-----------------|---|---|---|---|---|
| connector 8 pin     |        |        |        |        |        |                            |                          | connector 15 pin   |                        |           |            |                  |              |                        |                       | connector 10 pin   |                     |              |                |                    |          |              |           |                           |                     |                    |                     |               |                   |                   |     |          |    |    |    |    |                         |                              |                 |   |   |   |   |   |
| CAN H               | CAN L  | CAN H  | CAN L  | CAN H  | CAN L  | CAN L                      | OUT +                    | OUT +              | OUT                    | OUT       | OUT        | OUT              | OUT          | OUT                    | OUT                   | OUT                | OUT                 | OUT          | OUT            | OUT                | OUT      | OUT          | OUT       | OUT                       | OUT                 | OUT                | OUT                 | OUT           | OUT               | IN                | IN  | IN       | IN | IN | IN | IN | Contr. of factory alarm | Contr.c.lock, when ign.is on | Comfort closure |   |   |   |   |   |
| CAN1-H              | CAN1-L | CAN2-H | CAN2-L | CAN3-H | CAN3-L | Alt. conctr. blink control | Alt. conctr. centr. lock | Driver door sensor | Passengers door sensor | Trunk lid | Hood sense | Original alarm++ | Arming state | Lock factory remote    | Unlock factory remote | Any button pressed | Handbrake / Parking | Speed 10kmph | Engine running | Engine speed (RPM) | Ignition | Key inserted | Footbrake | Drivers door opening sim. | Turn off the engine | Turn on the engine | Turn signal control | Trunk release | Opening all doors | Closing all doors | GND | PWR +12V |    |    |    |    |                         |                              |                 |   |   |   |   |   |
| 1                   | 2      | 3      | 4      | 5      | 6      | 7                          | 8                        | 1                  | 2                      | 3         | 4          | 5                | 6            | 7                      | 8                     | 9                  | 10                  | 11           | 12             | 13                 | 14       | 15           | 1         | 2                         | 3                   | 4                  | 5                   | 6             | 7                 | 8                 | 9   | 10       |    |    |    |    |                         |                              |                 |   |   |   |   |   |
| +                   | +      | +      | +      | +      | +      | +                          | +                        | +                  | +                      | +         | +          | +                | +            | +                      | +                     | +                  | +                   | +            | +              | +                  | +        | +            | +         | +                         | +                   | +                  | +                   | +             | +                 | +                 | +   | +        | +  | +  | +  | +  | +                       | +                            | +               | + | + | + | + | + |
| Attention:          |        |        |        |        |        |                            |                          |                    |                        |           |            |                  |              |                        |                       |                    |                     |              |                |                    |          |              |           |                           |                     |                    |                     |               |                   |                   |     |          |    |    |    |    |                         |                              |                 |   |   |   |   |   |
| Switches            |        |        |        |        |        |                            |                          |                    |                        |           |            |                  |              |                        |                       |                    |                     |              |                |                    |          |              |           |                           |                     |                    |                     |               |                   |                   |     |          |    |    |    |    |                         |                              |                 |   |   |   |   |   |

| HAIMA 7         |        |                  |        |        |        |                           |                         | year: 2012 →       | program N: 11545       | from: 2019-02-06 |            |                  |              |                     |                       |                    |                     |              |                |                    |          |              |           |                           |                     |                    |                     |               |                   |                   |     |          |                         |                              |                 |  |
|-----------------|--------|------------------|--------|--------|--------|---------------------------|-------------------------|--------------------|------------------------|------------------|------------|------------------|--------------|---------------------|-----------------------|--------------------|---------------------|--------------|----------------|--------------------|----------|--------------|-----------|---------------------------|---------------------|--------------------|---------------------|---------------|-------------------|-------------------|-----|----------|-------------------------|------------------------------|-----------------|--|
| connector 8 pin |        | connector 15 pin |        |        |        |                           |                         |                    |                        |                  |            |                  |              |                     |                       |                    | connector 10 pin    |              |                |                    |          |              |           |                           |                     |                    |                     |               |                   |                   |     |          |                         |                              |                 |  |
| CAN H           | CAN L  | CAN H            | CAN L  | CAN H  | CAN L  | OUT +                     | OUT -                   | OUT                | OUT                    | OUT              | OUT        | OUT              | OUT          | OUT                 | OUT                   | OUT                | OUT                 | OUT          | OUT            | OUT                | OUT      | OUT          | OUT       | OUT                       | OUT                 | OUT                | OUT                 | OUT           | OUT               | OUT               | OUT | OUT      | OUT                     | OUT                          | OUT             |  |
| CAN1-H          | CAN1-L | CAN2-H           | CAN2-L | CAN3-H | CAN3-L | Alternative blink control | Alt. contr. centr. lock | Driver door sensor | Passengers door sensor | Trunk lid        | Hood sense | Original alarm++ | Arming state | Lock factory remote | Unlock factory remote | Any button pressed | Handbrake / Parking | Speed 10kmph | Engine running | Engine speed (RPM) | Ignition | Key inserted | Footbrake | Drivers door opening sim. | Turn off the engine | Turn on the engine | Turn signal control | Trunk release | Opening all doors | Closing all doors | GND | PWR +12V | Contr. of factory alarm | Contr.c.lock. when ign.is on | Comfort closure |  |
| 1               | 2      | 3                | 4      | 5      | 6      | 7                         | 8                       | 1                  | 2                      | 3                | 4          | 5                | 6            | 7                   | 8                     | 9                  | 10                  | 11           | 12             | 13                 | 14       | 15           | 1         | 2                         | 3                   | 4                  | 5                   | 6             | 7                 | 8                 | 9   | 10       |                         |                              |                 |  |

Attention:

**HARLEY DAVIDSON DYNA FXDF (FAT BOB)**

| year: 2014 →    |        |                  |        |        |        |                           |                         | program N: 12428   | from: 2018-07-30       |           |            |                  |              |                     |                       |                    |                     |              |                |                    |          |              |           |                           |                     |                    |                     |               |                   |                   |     |          |                         |                              |                 |     |
|-----------------|--------|------------------|--------|--------|--------|---------------------------|-------------------------|--------------------|------------------------|-----------|------------|------------------|--------------|---------------------|-----------------------|--------------------|---------------------|--------------|----------------|--------------------|----------|--------------|-----------|---------------------------|---------------------|--------------------|---------------------|---------------|-------------------|-------------------|-----|----------|-------------------------|------------------------------|-----------------|-----|
| connector 8 pin |        | connector 15 pin |        |        |        |                           |                         |                    |                        |           |            |                  |              |                     |                       |                    | connector 10 pin    |              |                |                    |          |              |           |                           |                     |                    |                     |               |                   |                   |     |          |                         |                              |                 |     |
| CAN H           | CAN L  | CAN H            | CAN L  | CAN H  | CAN L  | OUT +                     | OUT -                   | OUT                | OUT                    | OUT       | OUT        | OUT              | OUT          | OUT                 | OUT                   | OUT                | OUT                 | OUT          | OUT            | OUT                | OUT      | OUT          | OUT       | OUT                       | OUT                 | OUT                | OUT                 | OUT           | OUT               | OUT               | OUT | OUT      | OUT                     | OUT                          | OUT             | OUT |
| CAN1-H          | CAN1-L | CAN2-H           | CAN2-L | CAN3-H | CAN3-L | Alternative blink control | Alt. contr. centr. lock | Driver door sensor | Passengers door sensor | Trunk lid | Hood sense | Original alarm++ | Arming state | Lock factory remote | Unlock factory remote | Any button pressed | Handbrake / Parking | Speed 10kmph | Engine running | Engine speed (RPM) | Ignition | Key inserted | Footbrake | Drivers door opening sim. | Turn off the engine | Turn on the engine | Turn signal control | Trunk release | Opening all doors | Closing all doors | GND | PWR +12V | Contr. of factory alarm | Contr.c.lock. when ign.is on | Comfort closure |     |
| 1               | 2      | 3                | 4      | 5      | 6      | 7                         | 8                       | 1                  | 2                      | 3         | 4          | 5                | 6            | 7                   | 8                     | 9                  | 10                  | 11           | 12             | 13                 | 14       | 15           | 1         | 2                         | 3                   | 4                  | 5                   | 6             | 7                 | 8                 | 9   | 10       |                         |                              |                 |     |

Attention:

**HAVAL DARGO**

| year: 2022 →    |        |                  |        |        |        |                           |                         | program N: 14496   | from: 2023-02-07       |           |            |                  |              |                     |                       |                    |                     |              |                |                    |          |              |           |                           |                     |                    |                     |               |                   |                   |     |          |                         |                              |                 |     |
|-----------------|--------|------------------|--------|--------|--------|---------------------------|-------------------------|--------------------|------------------------|-----------|------------|------------------|--------------|---------------------|-----------------------|--------------------|---------------------|--------------|----------------|--------------------|----------|--------------|-----------|---------------------------|---------------------|--------------------|---------------------|---------------|-------------------|-------------------|-----|----------|-------------------------|------------------------------|-----------------|-----|
| connector 8 pin |        | connector 15 pin |        |        |        |                           |                         |                    |                        |           |            |                  |              |                     |                       |                    | connector 10 pin    |              |                |                    |          |              |           |                           |                     |                    |                     |               |                   |                   |     |          |                         |                              |                 |     |
| CAN H           | CAN L  | CAN H            | CAN L  | CAN H  | CAN L  | OUT +                     | OUT -                   | OUT                | OUT                    | OUT       | OUT        | OUT              | OUT          | OUT                 | OUT                   | OUT                | OUT                 | OUT          | OUT            | OUT                | OUT      | OUT          | OUT       | OUT                       | OUT                 | OUT                | OUT                 | OUT           | OUT               | OUT               | OUT | OUT      | OUT                     | OUT                          | OUT             | OUT |
| CAN1-H          | CAN1-L | CAN2-H           | CAN2-L | CAN3-H | CAN3-L | Alternative blink control | Alt. contr. centr. lock | Driver door sensor | Passengers door sensor | Trunk lid | Hood sense | Original alarm++ | Arming state | Lock factory remote | Unlock factory remote | Any button pressed | Handbrake / Parking | Speed 10kmph | Engine running | Engine speed (RPM) | Ignition | Key inserted | Footbrake | Drivers door opening sim. | Turn off the engine | Turn on the engine | Turn signal control | Trunk release | Opening all doors | Closing all doors | GND | PWR +12V | Contr. of factory alarm | Contr.c.lock. when ign.is on | Comfort closure |     |
| 1               | 2      | 3                | 4      | 5      | 6      | 7                         | 8                       | 1                  | 2                      | 3         | 4          | 5                | 6            | 7                   | 8                     | 9                  | 10                  | 11           | 12             | 13                 | 14       | 15           | 1         | 2                         | 3                   | 4                  | 5                   | 6             | 7                 | 8                 | 9   | 10       |                         |                              |                 |     |

Attention:

**HAVAL F7**

| year: 2022 →    |        |                  |        |        |        |                           |                         | program N: 14495   | from: 2023-02-06       |           |            |                  |              |                     |                       |                    |                     |              |                |                    |          |              |           |                           |                     |                    |                     |               |                   |                   |     |          |                         |                              |                 |     |
|-----------------|--------|------------------|--------|--------|--------|---------------------------|-------------------------|--------------------|------------------------|-----------|------------|------------------|--------------|---------------------|-----------------------|--------------------|---------------------|--------------|----------------|--------------------|----------|--------------|-----------|---------------------------|---------------------|--------------------|---------------------|---------------|-------------------|-------------------|-----|----------|-------------------------|------------------------------|-----------------|-----|
| connector 8 pin |        | connector 15 pin |        |        |        |                           |                         |                    |                        |           |            |                  |              |                     |                       |                    | connector 10 pin    |              |                |                    |          |              |           |                           |                     |                    |                     |               |                   |                   |     |          |                         |                              |                 |     |
| CAN H           | CAN L  | CAN H            | CAN L  | CAN H  | CAN L  | OUT +                     | OUT -                   | OUT                | OUT                    | OUT       | OUT        | OUT              | OUT          | OUT                 | OUT                   | OUT                | OUT                 | OUT          | OUT            | OUT                | OUT      | OUT          | OUT       | OUT                       | OUT                 | OUT                | OUT                 | OUT           | OUT               | OUT               | OUT | OUT      | OUT                     | OUT                          | OUT             | OUT |
| CAN1-H          | CAN1-L | CAN2-H           | CAN2-L | CAN3-H | CAN3-L | Alternative blink control | Alt. contr. centr. lock | Driver door sensor | Passengers door sensor | Trunk lid | Hood sense | Original alarm++ | Arming state | Lock factory remote | Unlock factory remote | Any button pressed | Handbrake / Parking | Speed 10kmph | Engine running | Engine speed (RPM) | Ignition | Key inserted | Footbrake | Drivers door opening sim. | Turn off the engine | Turn on the engine | Turn signal control | Trunk release | Opening all doors | Closing all doors | GND | PWR +12V | Contr. of factory alarm | Contr.c.lock. when ign.is on | Comfort closure |     |
| 1               | 2      | 3                | 4      | 5      | 6      | 7                         | 8                       | 1                  | 2                      | 3         | 4          | 5                | 6            | 7                   | 8                     | 9                  | 10                  | 11           | 12             | 13                 | 14       | 15           | 1         | 2                         | 3                   | 4                  | 5                   | 6             | 7                 | 8                 | 9   | 10       |                         |                              |                 |     |

Attention:

**HAVAL F7X**

| year: 2022 →    |        |                  |        |        |        |                           |                         | program N: 14497   | from: 2023-02-08       |           |            |                  |              |                     |                       |                    |                     |              |                |                    |          |              |           |                           |                     |                    |                     |               |                   |                   |     |          |                         |                              |                 |     |
|-----------------|--------|------------------|--------|--------|--------|---------------------------|-------------------------|--------------------|------------------------|-----------|------------|------------------|--------------|---------------------|-----------------------|--------------------|---------------------|--------------|----------------|--------------------|----------|--------------|-----------|---------------------------|---------------------|--------------------|---------------------|---------------|-------------------|-------------------|-----|----------|-------------------------|------------------------------|-----------------|-----|
| connector 8 pin |        | connector 15 pin |        |        |        |                           |                         |                    |                        |           |            |                  |              |                     |                       |                    | connector 10 pin    |              |                |                    |          |              |           |                           |                     |                    |                     |               |                   |                   |     |          |                         |                              |                 |     |
| CAN H           | CAN L  | CAN H            | CAN L  | CAN H  | CAN L  | OUT +                     | OUT -                   | OUT                | OUT                    | OUT       | OUT        | OUT              | OUT          | OUT                 | OUT                   | OUT                | OUT                 | OUT          | OUT            | OUT                | OUT      | OUT          | OUT       | OUT                       | OUT                 | OUT                | OUT                 | OUT           | OUT               | OUT               | OUT | OUT      | OUT                     | OUT                          | OUT             | OUT |
| CAN1-H          | CAN1-L | CAN2-H           | CAN2-L | CAN3-H | CAN3-L | Alternative blink control | Alt. contr. centr. lock | Driver door sensor | Passengers door sensor | Trunk lid | Hood sense | Original alarm++ | Arming state | Lock factory remote | Unlock factory remote | Any button pressed | Handbrake / Parking | Speed 10kmph | Engine running | Engine speed (RPM) | Ignition | Key inserted | Footbrake | Drivers door opening sim. | Turn off the engine | Turn on the engine | Turn signal control | Trunk release | Opening all doors | Closing all doors | GND | PWR +12V | Contr. of factory alarm | Contr.c.lock. when ign.is on | Comfort closure |     |
| 1               | 2      | 3                | 4      | 5      | 6      | 7                         | 8                       | 1                  | 2                      | 3         | 4          | 5                | 6            | 7                   | 8                     | 9                  | 10                  | 11           | 12             | 13                 | 14       | 15           | 1         | 2                         | 3                   | 4                  | 5                   | 6             | 7                 | 8                 | 9   | 10       |                         |                              |                 |     |

Attention:

Switches: [Icons]

| HAVAL H6 (Coupe) |        |        |        |        |        |                           |                         | year: 2017 →       |                        |           |            |                  |              |                     |                       | program No: 12192  |                     |              |                |                    |          |              |           | from: 2018-01-30          |                     |                    |                     |               |                   |                   |     |          |    |    |                         |                              |                 |    |    |  |  |
|------------------|--------|--------|--------|--------|--------|---------------------------|-------------------------|--------------------|------------------------|-----------|------------|------------------|--------------|---------------------|-----------------------|--------------------|---------------------|--------------|----------------|--------------------|----------|--------------|-----------|---------------------------|---------------------|--------------------|---------------------|---------------|-------------------|-------------------|-----|----------|----|----|-------------------------|------------------------------|-----------------|----|----|--|--|
| connector 8 pin  |        |        |        |        |        |                           |                         | connector 15 pin   |                        |           |            |                  |              |                     |                       | connector 10 pin   |                     |              |                |                    |          |              |           |                           |                     |                    |                     |               |                   |                   |     |          |    |    |                         |                              |                 |    |    |  |  |
| CAN H            | CAN L  | CAN H  | CAN L  | CAN H  | CAN L  | OUT +                     | OUT +                   | OUT                | OUT                    | OUT       | OUT        | OUT              | OUT          | OUT                 | OUT                   | OUT                | OUT                 | OUT          | OUT            | OUT                | OUT      | OUT          | OUT       | OUT                       | OUT                 | OUT                | OUT                 | IN            | IN                | IN                | IN  | IN       | IN | IN | IN                      | IN                           | IN              | IN | IN |  |  |
| CAN1-H           | CAN1-L | CAN2-H | CAN2-L | CAN3-H | CAN3-L | Alternative blink control | Alt. contr. centr. lock | Driver door sensor | Passengers door sensor | Trunk lid | Hood sense | Original alarm++ | Arming state | Lock factory remote | Unlock factory remote | Any button pressed | Handbrake / Parking | Speed 10kmph | Engine running | Engine speed (RPM) | Ignition | Key inserted | Footbrake | Drivers door opening sim. | Turn off the engine | Turn on the engine | Turn signal control | Trunk release | Opening all doors | Closing all doors | GND | PWR +12V |    |    | Contr. of factory alarm | Contr.c.lock. when ign.is on | Comfort closure |    |    |  |  |
| 1                | 2      | 3      | 4      | 5      | 6      | 7                         | 8                       | 1                  | 2                      | 3         | 4          | 5                | 6            | 7                   | 8                     | 9                  | 10                  | 11           | 12             | 13                 | 14       | 15           | 1         | 2                         | 3                   | 4                  | 5                   | 6             | 7                 | 8                 | 9   | 10       |    |    |                         |                              |                 |    |    |  |  |

Attention:

Switches

| HAVAL H8 (Keyless) |        |        |        |        |        |                           |                         | year: 2015 →       |                        |           |            |                  |              |                     |                       | with Keyless System |                     |              |                |                    |          |              |           | program No: 11858         |                     |                    |                     |               |                   |                   |     | from: 2020-06-19 |    |    |                         |                              |                 |    |    |  |  |
|--------------------|--------|--------|--------|--------|--------|---------------------------|-------------------------|--------------------|------------------------|-----------|------------|------------------|--------------|---------------------|-----------------------|---------------------|---------------------|--------------|----------------|--------------------|----------|--------------|-----------|---------------------------|---------------------|--------------------|---------------------|---------------|-------------------|-------------------|-----|------------------|----|----|-------------------------|------------------------------|-----------------|----|----|--|--|
| connector 8 pin    |        |        |        |        |        |                           |                         | connector 15 pin   |                        |           |            |                  |              |                     |                       | connector 10 pin    |                     |              |                |                    |          |              |           |                           |                     |                    |                     |               |                   |                   |     |                  |    |    |                         |                              |                 |    |    |  |  |
| CAN H              | CAN L  | CAN H  | CAN L  | CAN H  | CAN L  | OUT +                     | OUT +                   | OUT                | OUT                    | OUT       | OUT        | OUT              | OUT          | OUT                 | OUT                   | OUT                 | OUT                 | OUT          | OUT            | OUT                | OUT      | OUT          | OUT       | OUT                       | OUT                 | OUT                | OUT                 | IN            | IN                | IN                | IN  | IN               | IN | IN | IN                      | IN                           | IN              | IN | IN |  |  |
| CAN1-H             | CAN1-L | CAN2-H | CAN2-L | CAN3-H | CAN3-L | Alternative blink control | Alt. contr. centr. lock | Driver door sensor | Passengers door sensor | Trunk lid | Hood sense | Original alarm++ | Arming state | Lock factory remote | Unlock factory remote | Any button pressed  | Handbrake / Parking | Speed 10kmph | Engine running | Engine speed (RPM) | Ignition | Key inserted | Footbrake | Drivers door opening sim. | Turn off the engine | Turn on the engine | Turn signal control | Trunk release | Opening all doors | Closing all doors | GND | PWR +12V         |    |    | Contr. of factory alarm | Contr.c.lock. when ign.is on | Comfort closure |    |    |  |  |
| 1                  | 2      | 3      | 4      | 5      | 6      | 7                         | 8                       | 1                  | 2                      | 3         | 4          | 5                | 6            | 7                   | 8                     | 9                   | 10                  | 11           | 12             | 13                 | 14       | 15           | 1         | 2                         | 3                   | 4                  | 5                   | 6             | 7                 | 8                 | 9   | 10               |    |    |                         |                              |                 |    |    |  |  |

Attention:

Switches

| HAVAL H9        |        |        |        |        |        |                           |                         | year: 2018 →       |                        |           |            |                  |              |                     |                       | program No: 13841  |                     |              |                |                    |          |              |           | from: 2022-02-15          |                     |                    |                     |               |                   |                   |     |          |    |    |                         |                              |                 |    |    |  |  |
|-----------------|--------|--------|--------|--------|--------|---------------------------|-------------------------|--------------------|------------------------|-----------|------------|------------------|--------------|---------------------|-----------------------|--------------------|---------------------|--------------|----------------|--------------------|----------|--------------|-----------|---------------------------|---------------------|--------------------|---------------------|---------------|-------------------|-------------------|-----|----------|----|----|-------------------------|------------------------------|-----------------|----|----|--|--|
| connector 8 pin |        |        |        |        |        |                           |                         | connector 15 pin   |                        |           |            |                  |              |                     |                       | connector 10 pin   |                     |              |                |                    |          |              |           |                           |                     |                    |                     |               |                   |                   |     |          |    |    |                         |                              |                 |    |    |  |  |
| CAN H           | CAN L  | CAN H  | CAN L  | CAN H  | CAN L  | OUT +                     | OUT +                   | OUT                | OUT                    | OUT       | OUT        | OUT              | OUT          | OUT                 | OUT                   | OUT                | OUT                 | OUT          | OUT            | OUT                | OUT      | OUT          | OUT       | OUT                       | OUT                 | OUT                | OUT                 | IN            | IN                | IN                | IN  | IN       | IN | IN | IN                      | IN                           | IN              | IN | IN |  |  |
| CAN1-H          | CAN1-L | CAN2-H | CAN2-L | CAN3-H | CAN3-L | Alternative blink control | Alt. contr. centr. lock | Driver door sensor | Passengers door sensor | Trunk lid | Hood sense | Original alarm++ | Arming state | Lock factory remote | Unlock factory remote | Any button pressed | Handbrake / Parking | Speed 10kmph | Engine running | Engine speed (RPM) | Ignition | Key inserted | Footbrake | Drivers door opening sim. | Turn off the engine | Turn on the engine | Turn signal control | Trunk release | Opening all doors | Closing all doors | GND | PWR +12V |    |    | Contr. of factory alarm | Contr.c.lock. when ign.is on | Comfort closure |    |    |  |  |
| 1               | 2      | 3      | 4      | 5      | 6      | 7                         | 8                       | 1                  | 2                      | 3         | 4          | 5                | 6            | 7                   | 8                     | 9                  | 10                  | 11           | 12             | 13                 | 14       | 15           | 1         | 2                         | 3                   | 4                  | 5                   | 6             | 7                 | 8                 | 9   | 10       |    |    |                         |                              |                 |    |    |  |  |

Attention:

Switches

| HAVAL H9        |        |        |        |        |        |                           |                         | year: 2015 →       |                        |           |            |                  |              |                     |                       | program No: 12189  |                     |              |                |                    |          |              |           | from: 2020-06-19          |                     |                    |                     |               |                   |                   |     |          |    |    |                         |                              |                 |    |    |  |  |
|-----------------|--------|--------|--------|--------|--------|---------------------------|-------------------------|--------------------|------------------------|-----------|------------|------------------|--------------|---------------------|-----------------------|--------------------|---------------------|--------------|----------------|--------------------|----------|--------------|-----------|---------------------------|---------------------|--------------------|---------------------|---------------|-------------------|-------------------|-----|----------|----|----|-------------------------|------------------------------|-----------------|----|----|--|--|
| connector 8 pin |        |        |        |        |        |                           |                         | connector 15 pin   |                        |           |            |                  |              |                     |                       | connector 10 pin   |                     |              |                |                    |          |              |           |                           |                     |                    |                     |               |                   |                   |     |          |    |    |                         |                              |                 |    |    |  |  |
| CAN H           | CAN L  | CAN H  | CAN L  | CAN H  | CAN L  | OUT +                     | OUT +                   | OUT                | OUT                    | OUT       | OUT        | OUT              | OUT          | OUT                 | OUT                   | OUT                | OUT                 | OUT          | OUT            | OUT                | OUT      | OUT          | OUT       | OUT                       | OUT                 | OUT                | OUT                 | IN            | IN                | IN                | IN  | IN       | IN | IN | IN                      | IN                           | IN              | IN | IN |  |  |
| CAN1-H          | CAN1-L | CAN2-H | CAN2-L | CAN3-H | CAN3-L | Alternative blink control | Alt. contr. centr. lock | Driver door sensor | Passengers door sensor | Trunk lid | Hood sense | Original alarm++ | Arming state | Lock factory remote | Unlock factory remote | Any button pressed | Handbrake / Parking | Speed 10kmph | Engine running | Engine speed (RPM) | Ignition | Key inserted | Footbrake | Drivers door opening sim. | Turn off the engine | Turn on the engine | Turn signal control | Trunk release | Opening all doors | Closing all doors | GND | PWR +12V |    |    | Contr. of factory alarm | Contr.c.lock. when ign.is on | Comfort closure |    |    |  |  |
| 1               | 2      | 3      | 4      | 5      | 6      | 7                         | 8                       | 1                  | 2                      | 3         | 4          | 5                | 6            | 7                   | 8                     | 9                  | 10                  | 11           | 12             | 13                 | 14       | 15           | 1         | 2                         | 3                   | 4                  | 5                   | 6             | 7                 | 8                 | 9   | 10       |    |    |                         |                              |                 |    |    |  |  |

Attention:

Switches

| HAVAL JOLION    |        |        |        |        |        |                           |                         | year: 2021 →       |                        |           |            |                  |              |                     |                       | without Keyless System |                     |              |                |                    |          |              |           | program No: 14145         |                     |                    |                     |               |                   |                   |     | from: 2022-02-15 |    |    |                         |                              |                 |    |    |  |  |
|-----------------|--------|--------|--------|--------|--------|---------------------------|-------------------------|--------------------|------------------------|-----------|------------|------------------|--------------|---------------------|-----------------------|------------------------|---------------------|--------------|----------------|--------------------|----------|--------------|-----------|---------------------------|---------------------|--------------------|---------------------|---------------|-------------------|-------------------|-----|------------------|----|----|-------------------------|------------------------------|-----------------|----|----|--|--|
| connector 8 pin |        |        |        |        |        |                           |                         | connector 15 pin   |                        |           |            |                  |              |                     |                       | connector 10 pin       |                     |              |                |                    |          |              |           |                           |                     |                    |                     |               |                   |                   |     |                  |    |    |                         |                              |                 |    |    |  |  |
| CAN H           | CAN L  | CAN H  | CAN L  | CAN H  | CAN L  | OUT +                     | OUT +                   | OUT                | OUT                    | OUT       | OUT        | OUT              | OUT          | OUT                 | OUT                   | OUT                    | OUT                 | OUT          | OUT            | OUT                | OUT      | OUT          | OUT       | OUT                       | OUT                 | OUT                | OUT                 | IN            | IN                | IN                | IN  | IN               | IN | IN | IN                      | IN                           | IN              | IN | IN |  |  |
| CAN1-H          | CAN1-L | CAN2-H | CAN2-L | CAN3-H | CAN3-L | Alternative blink control | Alt. contr. centr. lock | Driver door sensor | Passengers door sensor | Trunk lid | Hood sense | Original alarm++ | Arming state | Lock factory remote | Unlock factory remote | Any button pressed     | Handbrake / Parking | Speed 10kmph | Engine running | Engine speed (RPM) | Ignition | Key inserted | Footbrake | Drivers door opening sim. | Turn off the engine | Turn on the engine | Turn signal control | Trunk release | Opening all doors | Closing all doors | GND | PWR +12V         |    |    | Contr. of factory alarm | Contr.c.lock. when ign.is on | Comfort closure |    |    |  |  |
| 1               | 2      | 3      | 4      | 5      | 6      | 7                         | 8                       | 1                  | 2                      | 3         | 4          | 5                | 6            | 7                   | 8                     | 9                      | 10                  | 11           | 12             | 13                 | 14       | 15           | 1         | 2                         | 3                   | 4                  | 5                   | 6             | 7                 | 8                 | 9   | 10               |    |    |                         |                              |                 |    |    |  |  |

Attention:

Switches

| HONDA ACCORD    |        |        |        |        |        |                           |                         | year: 2018 →       | with and without Keyless System | program No: 13224 | from: 2023-08-21 |                  |              |                     |                       |                    |                     |              |                |                    |          |              |           |                           |                     |                    |                     |               |                   |                   |     |          |                         |                              |                 |
|-----------------|--------|--------|--------|--------|--------|---------------------------|-------------------------|--------------------|---------------------------------|-------------------|------------------|------------------|--------------|---------------------|-----------------------|--------------------|---------------------|--------------|----------------|--------------------|----------|--------------|-----------|---------------------------|---------------------|--------------------|---------------------|---------------|-------------------|-------------------|-----|----------|-------------------------|------------------------------|-----------------|
| connector 8 pin |        |        |        |        |        |                           |                         | connector 15 pin   |                                 |                   |                  |                  |              |                     |                       | connector 10 pin   |                     |              |                |                    |          |              |           |                           |                     |                    |                     |               |                   |                   |     |          |                         |                              |                 |
| CAN H           | CAN L  | CAN H  | CAN L  | CAN H  | CAN L  | OUT +                     | OUT -                   | OUT                | OUT                             | OUT               | OUT              | OUT              | OUT          | OUT                 | OUT                   | OUT                | OUT                 | IN           | IN             | IN                 | IN       |              |           |                           |                     |                    |                     |               |                   |                   |     |          |                         |                              |                 |
| CAN1-H          | CAN1-L | CAN2-H | CAN2-L | CAN3-H | CAN3-L | Alternative blink control | Alt. contr. centr. lock | Driver door sensor | Passengers door sensor          | Trunk lid         | Hood sense       | Original alarm++ | Arming state | Lock factory remote | Unlock factory remote | Any button pressed | Handbrake / Parking | Speed 10kmph | Engine running | Engine speed (RPM) | Ignition | Key inserted | Footbrake | Drivers door opening sim. | Turn off the engine | Turn on the engine | Turn signal control | Trunk release | Opening all doors | Closing all doors | GND | PWR +12V | Contr. of factory alarm | Contr.c.lock. when ign.is on | Comfort closure |
| 1               | 2      | 3      | 4      | 5      | 6      | 7                         | 8                       | 1                  | 2                               | 3                 | 4                | 5                | 6            | 7                   | 8                     | 9                  | 10                  | 11           | 12             | 13                 | 14       | 15           | 1         | 2                         | 3                   | 4                  | 5                   | 6             | 7                 | 8                 | 9   | 10       | +                       | +                            | +               |

Attention:

| HONDA ACCORD (RHD) (Keyless) |        |        |        |        |        |                           |                         | year: 2016 →       | with Keyless System    | program No: 12524 | from: 2023-11-13 |                  |              |                     |                       |                    |                     |              |                |                    |          |              |           |                           |                     |                    |                     |               |                   |                   |     |          |                         |                              |                 |
|------------------------------|--------|--------|--------|--------|--------|---------------------------|-------------------------|--------------------|------------------------|-------------------|------------------|------------------|--------------|---------------------|-----------------------|--------------------|---------------------|--------------|----------------|--------------------|----------|--------------|-----------|---------------------------|---------------------|--------------------|---------------------|---------------|-------------------|-------------------|-----|----------|-------------------------|------------------------------|-----------------|
| connector 8 pin              |        |        |        |        |        |                           |                         | connector 15 pin   |                        |                   |                  |                  |              |                     |                       | connector 10 pin   |                     |              |                |                    |          |              |           |                           |                     |                    |                     |               |                   |                   |     |          |                         |                              |                 |
| CAN H                        | CAN L  | CAN H  | CAN L  | CAN H  | CAN L  | OUT +                     | OUT -                   | OUT                | OUT                    | OUT               | OUT              | OUT              | OUT          | OUT                 | OUT                   | OUT                | OUT                 | OUT          | OUT            | OUT                | OUT      | OUT          | OUT       | IN                        | IN                  | IN                 | IN                  | IN            | IN                | IN                | IN  | IN       | IN                      | IN                           | IN              |
| CAN1-H                       | CAN1-L | CAN2-H | CAN2-L | CAN3-H | CAN3-L | Alternative blink control | Alt. contr. centr. lock | Driver door sensor | Passengers door sensor | Trunk lid         | Hood sense       | Original alarm++ | Arming state | Lock factory remote | Unlock factory remote | Any button pressed | Handbrake / Parking | Speed 10kmph | Engine running | Engine speed (RPM) | Ignition | Key inserted | Footbrake | Drivers door opening sim. | Turn off the engine | Turn on the engine | Turn signal control | Trunk release | Opening all doors | Closing all doors | GND | PWR +12V | Contr. of factory alarm | Contr.c.lock. when ign.is on | Comfort closure |
| 1                            | 2      | 3      | 4      | 5      | 6      | 7                         | 8                       | 1                  | 2                      | 3                 | 4                | 5                | 6            | 7                   | 8                     | 9                  | 10                  | 11           | 12             | 13                 | 14       | 15           | 1         | 2                         | 3                   | 4                  | 5                   | 6             | 7                 | 8                 | 9   | 10       | +                       | +                            | +               |

Attention:

| HONDA ACCORD    |        |        |        |        |        |                           |                         | year: 2013 →       | without Keyless System | program No: 11169 | from: 2023-08-21 |                  |              |                     |                       |                    |                     |              |                |                    |          |              |           |                           |                     |                    |                     |               |                   |                   |     |          |                         |                              |                 |
|-----------------|--------|--------|--------|--------|--------|---------------------------|-------------------------|--------------------|------------------------|-------------------|------------------|------------------|--------------|---------------------|-----------------------|--------------------|---------------------|--------------|----------------|--------------------|----------|--------------|-----------|---------------------------|---------------------|--------------------|---------------------|---------------|-------------------|-------------------|-----|----------|-------------------------|------------------------------|-----------------|
| connector 8 pin |        |        |        |        |        |                           |                         | connector 15 pin   |                        |                   |                  |                  |              |                     |                       | connector 10 pin   |                     |              |                |                    |          |              |           |                           |                     |                    |                     |               |                   |                   |     |          |                         |                              |                 |
| CAN H           | CAN L  | CAN H  | CAN L  | CAN H  | CAN L  | OUT +                     | OUT -                   | OUT                | OUT                    | OUT               | OUT              | OUT              | OUT          | OUT                 | OUT                   | OUT                | OUT                 | OUT          | OUT            | OUT                | OUT      | OUT          | OUT       | IN                        | IN                  | IN                 | IN                  | IN            | IN                | IN                | IN  | IN       | IN                      | IN                           | IN              |
| CAN1-H          | CAN1-L | CAN2-H | CAN2-L | CAN3-H | CAN3-L | Alternative blink control | Alt. contr. centr. lock | Driver door sensor | Passengers door sensor | Trunk lid         | Hood sense       | Original alarm++ | Arming state | Lock factory remote | Unlock factory remote | Any button pressed | Handbrake / Parking | Speed 10kmph | Engine running | Engine speed (RPM) | Ignition | Key inserted | Footbrake | Drivers door opening sim. | Turn off the engine | Turn on the engine | Turn signal control | Trunk release | Opening all doors | Closing all doors | GND | PWR +12V | Contr. of factory alarm | Contr.c.lock. when ign.is on | Comfort closure |
| 1               | 2      | 3      | 4      | 5      | 6      | 7                         | 8                       | 1                  | 2                      | 3                 | 4                | 5                | 6            | 7                   | 8                     | 9                  | 10                  | 11           | 12             | 13                 | 14       | 15           | 1         | 2                         | 3                   | 4                  | 5                   | 6             | 7                 | 8                 | 9   | 10       | +                       | +                            | +               |

Attention:

| HONDA ACCORD (Keyless) |        |        |        |        |        |                           |                         | year: 2013 →       | with Keyless System    | program No: 11169 | from: 2023-08-21 |                  |              |                     |                       |                    |                     |              |                |                    |          |              |           |                           |                     |                    |                     |               |                   |                   |     |          |                         |                              |                 |
|------------------------|--------|--------|--------|--------|--------|---------------------------|-------------------------|--------------------|------------------------|-------------------|------------------|------------------|--------------|---------------------|-----------------------|--------------------|---------------------|--------------|----------------|--------------------|----------|--------------|-----------|---------------------------|---------------------|--------------------|---------------------|---------------|-------------------|-------------------|-----|----------|-------------------------|------------------------------|-----------------|
| connector 8 pin        |        |        |        |        |        |                           |                         | connector 15 pin   |                        |                   |                  |                  |              |                     |                       | connector 10 pin   |                     |              |                |                    |          |              |           |                           |                     |                    |                     |               |                   |                   |     |          |                         |                              |                 |
| CAN H                  | CAN L  | CAN H  | CAN L  | CAN H  | CAN L  | OUT +                     | OUT -                   | OUT                | OUT                    | OUT               | OUT              | OUT              | OUT          | OUT                 | OUT                   | OUT                | OUT                 | OUT          | OUT            | OUT                | OUT      | OUT          | OUT       | IN                        | IN                  | IN                 | IN                  | IN            | IN                | IN                | IN  | IN       | IN                      | IN                           | IN              |
| CAN1-H                 | CAN1-L | CAN2-H | CAN2-L | CAN3-H | CAN3-L | Alternative blink control | Alt. contr. centr. lock | Driver door sensor | Passengers door sensor | Trunk lid         | Hood sense       | Original alarm++ | Arming state | Lock factory remote | Unlock factory remote | Any button pressed | Handbrake / Parking | Speed 10kmph | Engine running | Engine speed (RPM) | Ignition | Key inserted | Footbrake | Drivers door opening sim. | Turn off the engine | Turn on the engine | Turn signal control | Trunk release | Opening all doors | Closing all doors | GND | PWR +12V | Contr. of factory alarm | Contr.c.lock. when ign.is on | Comfort closure |
| 1                      | 2      | 3      | 4      | 5      | 6      | 7                         | 8                       | 1                  | 2                      | 3                 | 4                | 5                | 6            | 7                   | 8                     | 9                  | 10                  | 11           | 12             | 13                 | 14       | 15           | 1         | 2                         | 3                   | 4                  | 5                   | 6             | 7                 | 8                 | 9   | 10       | +                       | +                            | +               |

Attention:

| HONDA ACCORD    |        |        |        |        |        |                           |                         | year: 2008 →       | without Keyless System | program No: 14137 | from: 2023-11-13 |                  |              |                     |                       |                    |                     |              |                |                    |          |              |           |                           |                     |                    |                     |               |                   |                   |     |          |                         |                              |                 |
|-----------------|--------|--------|--------|--------|--------|---------------------------|-------------------------|--------------------|------------------------|-------------------|------------------|------------------|--------------|---------------------|-----------------------|--------------------|---------------------|--------------|----------------|--------------------|----------|--------------|-----------|---------------------------|---------------------|--------------------|---------------------|---------------|-------------------|-------------------|-----|----------|-------------------------|------------------------------|-----------------|
| connector 8 pin |        |        |        |        |        |                           |                         | connector 15 pin   |                        |                   |                  |                  |              |                     |                       | connector 10 pin   |                     |              |                |                    |          |              |           |                           |                     |                    |                     |               |                   |                   |     |          |                         |                              |                 |
| CAN H           | CAN L  | CAN H  | CAN L  | CAN H  | CAN L  | OUT +                     | OUT -                   | OUT                | OUT                    | OUT               | OUT              | OUT              | OUT          | OUT                 | OUT                   | OUT                | OUT                 | OUT          | OUT            | OUT                | OUT      | OUT          | OUT       | IN                        | IN                  | IN                 | IN                  | IN            | IN                | IN                | IN  | IN       | IN                      | IN                           | IN              |
| CAN1-H          | CAN1-L | CAN2-H | CAN2-L | CAN3-H | CAN3-L | Alternative blink control | Alt. contr. centr. lock | Driver door sensor | Passengers door sensor | Trunk lid         | Hood sense       | Original alarm++ | Arming state | Lock factory remote | Unlock factory remote | Any button pressed | Handbrake / Parking | Speed 10kmph | Engine running | Engine speed (RPM) | Ignition | Key inserted | Footbrake | Drivers door opening sim. | Turn off the engine | Turn on the engine | Turn signal control | Trunk release | Opening all doors | Closing all doors | GND | PWR +12V | Contr. of factory alarm | Contr.c.lock. when ign.is on | Comfort closure |
| 1               | 2      | 3      | 4      | 5      | 6      | 7                         | 8                       | 1                  | 2                      | 3                 | 4                | 5                | 6            | 7                   | 8                     | 9                  | 10                  | 11           | 12             | 13                 | 14       | 15           | 1         | 2                         | 3                   | 4                  | 5                   | 6             | 7                 | 8                 | 9   | 10       | +                       | +                            | +               |

Attention:

| HONDA ACCORD    |        |        |        |        |        |       |                           |                         |                    | year: 2006 →           | program #: 12176 | from: 2017-12-29 |                  |              |                     |                       |                    |                     |              |                |                    |          |              |           |                           |                     |                    |                     |               |                   |                   |     |          |                         |                              |                 |
|-----------------|--------|--------|--------|--------|--------|-------|---------------------------|-------------------------|--------------------|------------------------|------------------|------------------|------------------|--------------|---------------------|-----------------------|--------------------|---------------------|--------------|----------------|--------------------|----------|--------------|-----------|---------------------------|---------------------|--------------------|---------------------|---------------|-------------------|-------------------|-----|----------|-------------------------|------------------------------|-----------------|
| connector 8 pin |        |        |        |        |        |       |                           | connector 15 pin        |                    |                        |                  |                  |                  |              | connector 10 pin    |                       |                    |                     |              |                |                    |          |              |           |                           |                     |                    |                     |               |                   |                   |     |          |                         |                              |                 |
| CAN H           | CAN L  | CAN H  | CAN L  | CAN H  | CAN L  | OUT + | OUT -                     | OUT                     | OUT                | OUT                    | OUT              | OUT              | OUT              | OUT          | OUT                 | OUT                   | OUT                | IN                  | IN           | IN             | IN                 | IN       | IN           |           |                           |                     |                    |                     |               |                   |                   |     |          |                         |                              |                 |
| CAN1-H          | CAN1-L | CAN2-H | CAN2-L | CAN3-H | CAN3-L | -     | Alternative blink control | Alt. contr. centr. lock | Driver door sensor | Passengers door sensor | Trunk lid        | Hood sense       | Original alarm++ | Arming state | Lock factory remote | Unlock factory remote | Any button pressed | Handbrake / Parking | Speed 10kmph | Engine running | Engine speed (RPM) | Ignition | Key inserted | Footbrake | Drivers door opening sim. | Turn off the engine | Turn on the engine | Turn signal control | Trunk release | Opening all doors | Closing all doors | GND | PWR +12V | Contr. of factory alarm | Contr.c.lock. when ign.is on | Comfort closure |
| 1               | 2      | 3      | 4      | 5      | 6      | 7     | 8                         |                         | 1                  | 2                      | 3                | 4                | 5                | 6            | 7                   | 8                     | 9                  | 10                  | 11           | 12             | 13                 | 14       | 15           | 1         | 2                         | 3                   | 4                  | 5                   | 6             | 7                 | 8                 | 9   | 10       | +                       | +                            | +               |

Attention:

| HONDA BR-V (RHD) |        |        |        |        |        |       |                           |                         |                    | year: 2015 →           | without Keyless System | program #: 12531 | from: 2020-06-15 |              |                     |                       |                    |                     |              |                |                    |          |              |           |                           |                     |                    |                     |               |                   |                   |     |          |                         |                              |                 |
|------------------|--------|--------|--------|--------|--------|-------|---------------------------|-------------------------|--------------------|------------------------|------------------------|------------------|------------------|--------------|---------------------|-----------------------|--------------------|---------------------|--------------|----------------|--------------------|----------|--------------|-----------|---------------------------|---------------------|--------------------|---------------------|---------------|-------------------|-------------------|-----|----------|-------------------------|------------------------------|-----------------|
| connector 8 pin  |        |        |        |        |        |       |                           | connector 15 pin        |                    |                        |                        |                  |                  |              | connector 10 pin    |                       |                    |                     |              |                |                    |          |              |           |                           |                     |                    |                     |               |                   |                   |     |          |                         |                              |                 |
| CAN H            | CAN L  | CAN H  | CAN L  | CAN H  | CAN L  | OUT + | OUT -                     | OUT                     | OUT                | OUT                    | OUT                    | OUT              | OUT              | OUT          | OUT                 | OUT                   | OUT                | OUT                 | OUT          | OUT            | OUT                | OUT      | OUT          | IN        | IN                        | IN                  | IN                 | IN                  | IN            | IN                | IN                | IN  | IN       | IN                      | IN                           | IN              |
| CAN1-H           | CAN1-L | CAN2-H | CAN2-L | CAN3-H | CAN3-L | -     | Alternative blink control | Alt. contr. centr. lock | Driver door sensor | Passengers door sensor | Trunk lid              | Hood sense       | Original alarm++ | Arming state | Lock factory remote | Unlock factory remote | Any button pressed | Handbrake / Parking | Speed 10kmph | Engine running | Engine speed (RPM) | Ignition | Key inserted | Footbrake | Drivers door opening sim. | Turn off the engine | Turn on the engine | Turn signal control | Trunk release | Opening all doors | Closing all doors | GND | PWR +12V | Contr. of factory alarm | Contr.c.lock. when ign.is on | Comfort closure |
| 1                | 2      | 3      | 4      | 5      | 6      | 7     | 8                         |                         | 1                  | 2                      | 3                      | 4                | 5                | 6            | 7                   | 8                     | 9                  | 10                  | 11           | 12             | 13                 | 14       | 15           | 1         | 2                         | 3                   | 4                  | 5                   | 6             | 7                 | 8                 | 9   | 10       | +                       | +                            | +               |

Attention:

| HONDA BRIO SATYA (RHD) |        |        |        |        |        |       |                           |                         |                    | year: 2013 →           | without Keyless System | program #: 12528 | from: 2020-06-15 |              |                     |                       |                    |                     |              |                |                    |          |              |           |                           |                     |                    |                     |               |                   |                   |     |          |                         |                              |                 |
|------------------------|--------|--------|--------|--------|--------|-------|---------------------------|-------------------------|--------------------|------------------------|------------------------|------------------|------------------|--------------|---------------------|-----------------------|--------------------|---------------------|--------------|----------------|--------------------|----------|--------------|-----------|---------------------------|---------------------|--------------------|---------------------|---------------|-------------------|-------------------|-----|----------|-------------------------|------------------------------|-----------------|
| connector 8 pin        |        |        |        |        |        |       |                           | connector 15 pin        |                    |                        |                        |                  |                  |              | connector 10 pin    |                       |                    |                     |              |                |                    |          |              |           |                           |                     |                    |                     |               |                   |                   |     |          |                         |                              |                 |
| CAN H                  | CAN L  | CAN H  | CAN L  | CAN H  | CAN L  | OUT + | OUT -                     | OUT                     | OUT                | OUT                    | OUT                    | OUT              | OUT              | OUT          | OUT                 | OUT                   | OUT                | OUT                 | OUT          | OUT            | OUT                | OUT      | OUT          | IN        | IN                        | IN                  | IN                 | IN                  | IN            | IN                | IN                | IN  | IN       | IN                      | IN                           | IN              |
| CAN1-H                 | CAN1-L | CAN2-H | CAN2-L | CAN3-H | CAN3-L | -     | Alternative blink control | Alt. contr. centr. lock | Driver door sensor | Passengers door sensor | Trunk lid              | Hood sense       | Original alarm++ | Arming state | Lock factory remote | Unlock factory remote | Any button pressed | Handbrake / Parking | Speed 10kmph | Engine running | Engine speed (RPM) | Ignition | Key inserted | Footbrake | Drivers door opening sim. | Turn off the engine | Turn on the engine | Turn signal control | Trunk release | Opening all doors | Closing all doors | GND | PWR +12V | Contr. of factory alarm | Contr.c.lock. when ign.is on | Comfort closure |
| 1                      | 2      | 3      | 4      | 5      | 6      | 7     | 8                         |                         | 1                  | 2                      | 3                      | 4                | 5                | 6            | 7                   | 8                     | 9                  | 10                  | 11           | 12             | 13                 | 14       | 15           | 1         | 2                         | 3                   | 4                  | 5                   | 6             | 7                 | 8                 | 9   | 10       | +                       | +                            | +               |

Attention:

| HONDA CITY      |        |        |        |        |        |       |                           |                         |                    | year: 2009 →           | program #: 11113 | from: 2017-09-01 |                  |              |                     |                       |                    |                     |              |                |                    |          |              |           |                           |                     |                    |                     |               |                   |                   |     |          |                         |                              |                 |
|-----------------|--------|--------|--------|--------|--------|-------|---------------------------|-------------------------|--------------------|------------------------|------------------|------------------|------------------|--------------|---------------------|-----------------------|--------------------|---------------------|--------------|----------------|--------------------|----------|--------------|-----------|---------------------------|---------------------|--------------------|---------------------|---------------|-------------------|-------------------|-----|----------|-------------------------|------------------------------|-----------------|
| connector 8 pin |        |        |        |        |        |       |                           | connector 15 pin        |                    |                        |                  |                  |                  |              | connector 10 pin    |                       |                    |                     |              |                |                    |          |              |           |                           |                     |                    |                     |               |                   |                   |     |          |                         |                              |                 |
| CAN H           | CAN L  | CAN H  | CAN L  | CAN H  | CAN L  | OUT + | OUT -                     | OUT                     | OUT                | OUT                    | OUT              | OUT              | OUT              | OUT          | OUT                 | OUT                   | OUT                | OUT                 | OUT          | OUT            | OUT                | OUT      | OUT          | IN        | IN                        | IN                  | IN                 | IN                  | IN            | IN                | IN                | IN  | IN       | IN                      | IN                           | IN              |
| CAN1-H          | CAN1-L | CAN2-H | CAN2-L | CAN3-H | CAN3-L | -     | Alternative blink control | Alt. contr. centr. lock | Driver door sensor | Passengers door sensor | Trunk lid        | Hood sense       | Original alarm++ | Arming state | Lock factory remote | Unlock factory remote | Any button pressed | Handbrake / Parking | Speed 10kmph | Engine running | Engine speed (RPM) | Ignition | Key inserted | Footbrake | Drivers door opening sim. | Turn off the engine | Turn on the engine | Turn signal control | Trunk release | Opening all doors | Closing all doors | GND | PWR +12V | Contr. of factory alarm | Contr.c.lock. when ign.is on | Comfort closure |
| 1               | 2      | 3      | 4      | 5      | 6      | 7     | 8                         |                         | 1                  | 2                      | 3                | 4                | 5                | 6            | 7                   | 8                     | 9                  | 10                  | 11           | 12             | 13                 | 14       | 15           | 1         | 2                         | 3                   | 4                  | 5                   | 6             | 7                 | 8                 | 9   | 10       | +                       | +                            | +               |

Attention:

| HONDA CIVIC (XI) (Hybrid) |        |        |        |        |        |       |                           |                         |                    | year: 2022 →           | with and without Keyless System | program #: 14411 | from: 2023-10-13 |              |                     |                       |                    |                     |              |                |                    |          |              |           |                           |                     |                    |                     |               |                   |                   |     |          |                         |                              |                 |    |
|---------------------------|--------|--------|--------|--------|--------|-------|---------------------------|-------------------------|--------------------|------------------------|---------------------------------|------------------|------------------|--------------|---------------------|-----------------------|--------------------|---------------------|--------------|----------------|--------------------|----------|--------------|-----------|---------------------------|---------------------|--------------------|---------------------|---------------|-------------------|-------------------|-----|----------|-------------------------|------------------------------|-----------------|----|
| connector 8 pin           |        |        |        |        |        |       |                           | connector 15 pin        |                    |                        |                                 |                  |                  |              | connector 10 pin    |                       |                    |                     |              |                |                    |          |              |           |                           |                     |                    |                     |               |                   |                   |     |          |                         |                              |                 |    |
| CAN H                     | CAN L  | CAN H  | CAN L  | CAN H  | CAN L  | OUT + | OUT -                     | OUT                     | OUT                | OUT                    | OUT                             | OUT              | OUT              | OUT          | OUT                 | OUT                   | OUT                | OUT                 | OUT          | OUT            | OUT                | OUT      | OUT          | IN        | IN                        | IN                  | IN                 | IN                  | IN            | IN                | IN                | IN  | IN       | IN                      | IN                           | IN              | IN |
| CAN1-H                    | CAN1-L | CAN2-H | CAN2-L | CAN3-H | CAN3-L | -     | Alternative blink control | Alt. contr. centr. lock | Driver door sensor | Passengers door sensor | Trunk lid                       | Hood sense       | Original alarm++ | Arming state | Lock factory remote | Unlock factory remote | Any button pressed | Handbrake / Parking | Speed 10kmph | Engine running | Engine speed (RPM) | Ignition | Key inserted | Footbrake | Drivers door opening sim. | Turn off the engine | Turn on the engine | Turn signal control | Trunk release | Opening all doors | Closing all doors | GND | PWR +12V | Contr. of factory alarm | Contr.c.lock. when ign.is on | Comfort closure |    |
| 1                         | 2      | 3      | 4      | 5      | 6      | 7     | 8                         |                         | 1                  | 2                      | 3                               | 4                | 5                | 6            | 7                   | 8                     | 9                  | 10                  | 11           | 12             | 13                 | 14       | 15           | 1         | 2                         | 3                   | 4                  | 5                   | 6             | 7                 | 8                 | 9   | 10       | +                       | +                            | +               |    |

Attention:

Switches

| HONDA CIVIC (XD) |        |        |        |        |        |                         |       |                    |                        | year: 2022 → |            |                  |              |                     |                       |                    |                     |              |                | with and without Keyless System |          |              |       |       |       |           |                           |                     |                    | program No: 15187   |               |                   |                   |       |          |       |  |  |  | from: 2024-02-08 |  |  |  |  |  |  |  |  |  |  |  |  |  |
|------------------|--------|--------|--------|--------|--------|-------------------------|-------|--------------------|------------------------|--------------|------------|------------------|--------------|---------------------|-----------------------|--------------------|---------------------|--------------|----------------|---------------------------------|----------|--------------|-------|-------|-------|-----------|---------------------------|---------------------|--------------------|---------------------|---------------|-------------------|-------------------|-------|----------|-------|--|--|--|------------------|--|--|--|--|--|--|--|--|--|--|--|--|--|
| connector 8 pin  |        |        |        |        |        |                         |       | OUT +              |                        | OUT +        |            | OUT +            |              | OUT +               |                       | OUT +              |                     | OUT +        |                | OUT +                           |          | OUT +        |       | OUT + |       | OUT +     |                           | OUT +               |                    | OUT +               |               | OUT +             |                   | OUT + |          | OUT + |  |  |  |                  |  |  |  |  |  |  |  |  |  |  |  |  |  |
| CAN H            | CAN L  | CAN H  | CAN L  | CAN H  | CAN L  | CAN H                   | CAN L | OUT +              | OUT +                  | OUT +        | OUT +      | OUT +            | OUT +        | OUT +               | OUT +                 | OUT +              | OUT +               | OUT +        | OUT +          | OUT +                           | OUT +    | OUT +        | OUT + | OUT + | OUT + | OUT +     | OUT +                     | OUT +               | OUT +              | OUT +               | OUT +         | OUT +             | OUT +             |       |          |       |  |  |  |                  |  |  |  |  |  |  |  |  |  |  |  |  |  |
| CAN1-H           | CAN1-L | CAN2-H | CAN2-L | CAN3-H | CAN3-L | Alt. contr. centr. lock |       | Driver door sensor | Passengers door sensor | Trunk lid    | Hood sense | Original alarm++ | Arming state | Lock factory remote | Unlock factory remote | Any button pressed | Handbrake / Parking | Speed 10kmph | Engine running | Engine speed (RPM)              | Ignition | Key inserted |       |       |       | Footbrake | Drivers door opening sim. | Turn off the engine | Turn on the engine | Turn signal control | Trunk release | Opening all doors | Closing all doors | GND   | PWR +12V |       |  |  |  |                  |  |  |  |  |  |  |  |  |  |  |  |  |  |
| 1                | 2      | 3      | 4      | 5      | 6      | 7                       | 8     | 1                  | 2                      | 3            | 4          | 5                | 6            | 7                   | 8                     | 9                  | 10                  | 11           | 12             | 13                              | 14       | 15           |       |       |       | 1         | 2                         | 3                   | 4                  | 5                   | 6             | 7                 | 8                 | 9     | 10       |       |  |  |  |                  |  |  |  |  |  |  |  |  |  |  |  |  |  |

Attention:

| HONDA CIVIC (X) |        |        |        |        |        |                         |       |                    |                        | year: 2020 → |            |                  |              |                     |                       |                    |                     |              |                | with Keyless System |          |              |       |       |       |           |                           |                     |                    | program No: 13266   |               |                   |                   |       |          |       |       |       |       | from: 2023-11-13 |  |  |  |  |  |  |  |  |  |  |  |  |  |  |  |
|-----------------|--------|--------|--------|--------|--------|-------------------------|-------|--------------------|------------------------|--------------|------------|------------------|--------------|---------------------|-----------------------|--------------------|---------------------|--------------|----------------|---------------------|----------|--------------|-------|-------|-------|-----------|---------------------------|---------------------|--------------------|---------------------|---------------|-------------------|-------------------|-------|----------|-------|-------|-------|-------|------------------|--|--|--|--|--|--|--|--|--|--|--|--|--|--|--|
| connector 8 pin |        |        |        |        |        |                         |       | OUT +              |                        | OUT +        |            | OUT +            |              | OUT +               |                       | OUT +              |                     | OUT +        |                | OUT +               |          | OUT +        |       | OUT + |       | OUT +     |                           | OUT +               |                    | OUT +               |               | OUT +             |                   | OUT + |          | OUT + |       | OUT + |       |                  |  |  |  |  |  |  |  |  |  |  |  |  |  |  |  |
| CAN H           | CAN L  | CAN H  | CAN L  | CAN H  | CAN L  | CAN H                   | CAN L | OUT +              | OUT +                  | OUT +        | OUT +      | OUT +            | OUT +        | OUT +               | OUT +                 | OUT +              | OUT +               | OUT +        | OUT +          | OUT +               | OUT +    | OUT +        | OUT + | OUT + | OUT + | OUT +     | OUT +                     | OUT +               | OUT +              | OUT +               | OUT +         | OUT +             | OUT +             | OUT + | OUT +    | OUT + | OUT + | OUT + | OUT + |                  |  |  |  |  |  |  |  |  |  |  |  |  |  |  |  |
| CAN1-H          | CAN1-L | CAN2-H | CAN2-L | CAN3-H | CAN3-L | Alt. contr. centr. lock |       | Driver door sensor | Passengers door sensor | Trunk lid    | Hood sense | Original alarm++ | Arming state | Lock factory remote | Unlock factory remote | Any button pressed | Handbrake / Parking | Speed 10kmph | Engine running | Engine speed (RPM)  | Ignition | Key inserted |       |       |       | Footbrake | Drivers door opening sim. | Turn off the engine | Turn on the engine | Turn signal control | Trunk release | Opening all doors | Closing all doors | GND   | PWR +12V |       |       |       |       |                  |  |  |  |  |  |  |  |  |  |  |  |  |  |  |  |

Attention:

| HONDA CIVIC (X) |        |        |        |        |        |                         |       |                    |                        | year: 2016 → |            |                  |              |                     |                       |                    |                     |              |                | with Keyless System |          |              |       |       |       |           |                           |                     |                    | program No: 13386   |               |                   |                   |       |          |       |       |       |       | from: 2023-11-13 |  |  |  |  |  |  |  |  |  |  |  |
|-----------------|--------|--------|--------|--------|--------|-------------------------|-------|--------------------|------------------------|--------------|------------|------------------|--------------|---------------------|-----------------------|--------------------|---------------------|--------------|----------------|---------------------|----------|--------------|-------|-------|-------|-----------|---------------------------|---------------------|--------------------|---------------------|---------------|-------------------|-------------------|-------|----------|-------|-------|-------|-------|------------------|--|--|--|--|--|--|--|--|--|--|--|
| connector 8 pin |        |        |        |        |        |                         |       | OUT +              |                        | OUT +        |            | OUT +            |              | OUT +               |                       | OUT +              |                     | OUT +        |                | OUT +               |          | OUT +        |       | OUT + |       | OUT +     |                           | OUT +               |                    | OUT +               |               | OUT +             |                   | OUT + |          | OUT + |       | OUT + |       | OUT +            |  |  |  |  |  |  |  |  |  |  |  |
| CAN H           | CAN L  | CAN H  | CAN L  | CAN H  | CAN L  | CAN H                   | CAN L | OUT +              | OUT +                  | OUT +        | OUT +      | OUT +            | OUT +        | OUT +               | OUT +                 | OUT +              | OUT +               | OUT +        | OUT +          | OUT +               | OUT +    | OUT +        | OUT + | OUT + | OUT + | OUT +     | OUT +                     | OUT +               | OUT +              | OUT +               | OUT +         | OUT +             | OUT +             | OUT + | OUT +    | OUT + | OUT + | OUT + | OUT + |                  |  |  |  |  |  |  |  |  |  |  |  |
| CAN1-H          | CAN1-L | CAN2-H | CAN2-L | CAN3-H | CAN3-L | Alt. contr. centr. lock |       | Driver door sensor | Passengers door sensor | Trunk lid    | Hood sense | Original alarm++ | Arming state | Lock factory remote | Unlock factory remote | Any button pressed | Handbrake / Parking | Speed 10kmph | Engine running | Engine speed (RPM)  | Ignition | Key inserted |       |       |       | Footbrake | Drivers door opening sim. | Turn off the engine | Turn on the engine | Turn signal control | Trunk release | Opening all doors | Closing all doors | GND   | PWR +12V |       |       |       |       |                  |  |  |  |  |  |  |  |  |  |  |  |

Attention:

| HONDA CIVIC (IX) |        |        |        |        |        |                         |       |                    |                        | year: 2014 → |            |                  |              |                     |                       |                    |                     |              |                | with and without Keyless System |          |              |       |       |       |           |                           |                     |                    | program No: 11732   |               |                   |                   |       |          |       |       |       |       | from: 2023-11-13 |  |  |  |  |  |  |  |  |  |  |  |
|------------------|--------|--------|--------|--------|--------|-------------------------|-------|--------------------|------------------------|--------------|------------|------------------|--------------|---------------------|-----------------------|--------------------|---------------------|--------------|----------------|---------------------------------|----------|--------------|-------|-------|-------|-----------|---------------------------|---------------------|--------------------|---------------------|---------------|-------------------|-------------------|-------|----------|-------|-------|-------|-------|------------------|--|--|--|--|--|--|--|--|--|--|--|
| connector 8 pin  |        |        |        |        |        |                         |       | OUT +              |                        | OUT +        |            | OUT +            |              | OUT +               |                       | OUT +              |                     | OUT +        |                | OUT +                           |          | OUT +        |       | OUT + |       | OUT +     |                           | OUT +               |                    | OUT +               |               | OUT +             |                   | OUT + |          | OUT + |       | OUT + |       | OUT +            |  |  |  |  |  |  |  |  |  |  |  |
| CAN H            | CAN L  | CAN H  | CAN L  | CAN H  | CAN L  | CAN H                   | CAN L | OUT +              | OUT +                  | OUT +        | OUT +      | OUT +            | OUT +        | OUT +               | OUT +                 | OUT +              | OUT +               | OUT +        | OUT +          | OUT +                           | OUT +    | OUT +        | OUT + | OUT + | OUT + | OUT +     | OUT +                     | OUT +               | OUT +              | OUT +               | OUT +         | OUT +             | OUT +             | OUT + | OUT +    | OUT + | OUT + | OUT + | OUT + |                  |  |  |  |  |  |  |  |  |  |  |  |
| CAN1-H           | CAN1-L | CAN2-H | CAN2-L | CAN3-H | CAN3-L | Alt. contr. centr. lock |       | Driver door sensor | Passengers door sensor | Trunk lid    | Hood sense | Original alarm++ | Arming state | Lock factory remote | Unlock factory remote | Any button pressed | Handbrake / Parking | Speed 10kmph | Engine running | Engine speed (RPM)              | Ignition | Key inserted |       |       |       | Footbrake | Drivers door opening sim. | Turn off the engine | Turn on the engine | Turn signal control | Trunk release | Opening all doors | Closing all doors | GND   | PWR +12V |       |       |       |       |                  |  |  |  |  |  |  |  |  |  |  |  |

Attention:

| HONDA CIVIC (IX) (Keyless) |        |        |        |        |        |                         |       |                    |                        | year: 2014 → |            |                  |              |                     |                       |                    |                     |              |                | with Keyless System |          |              |       |       |       |           |                           |                     |                    | program No: 11732   |               |                   |                   |       |          |       |       |       |       | from: 2023-11-13 |  |  |  |  |  |  |  |  |  |  |  |
|----------------------------|--------|--------|--------|--------|--------|-------------------------|-------|--------------------|------------------------|--------------|------------|------------------|--------------|---------------------|-----------------------|--------------------|---------------------|--------------|----------------|---------------------|----------|--------------|-------|-------|-------|-----------|---------------------------|---------------------|--------------------|---------------------|---------------|-------------------|-------------------|-------|----------|-------|-------|-------|-------|------------------|--|--|--|--|--|--|--|--|--|--|--|
| connector 8 pin            |        |        |        |        |        |                         |       | OUT +              |                        | OUT +        |            | OUT +            |              | OUT +               |                       | OUT +              |                     | OUT +        |                | OUT +               |          | OUT +        |       | OUT + |       | OUT +     |                           | OUT +               |                    | OUT +               |               | OUT +             |                   | OUT + |          | OUT + |       | OUT + |       | OUT +            |  |  |  |  |  |  |  |  |  |  |  |
| CAN H                      | CAN L  | CAN H  | CAN L  | CAN H  | CAN L  | CAN H                   | CAN L | OUT +              | OUT +                  | OUT +        | OUT +      | OUT +            | OUT +        | OUT +               | OUT +                 | OUT +              | OUT +               | OUT +        | OUT +          | OUT +               | OUT +    | OUT +        | OUT + | OUT + | OUT + | OUT +     | OUT +                     | OUT +               | OUT +              | OUT +               | OUT +         | OUT +             | OUT +             | OUT + | OUT +    | OUT + | OUT + | OUT + | OUT + |                  |  |  |  |  |  |  |  |  |  |  |  |
| CAN1-H                     | CAN1-L | CAN2-H | CAN2-L | CAN3-H | CAN3-L | Alt. contr. centr. lock |       | Driver door sensor | Passengers door sensor | Trunk lid    | Hood sense | Original alarm++ | Arming state | Lock factory remote | Unlock factory remote | Any button pressed | Handbrake / Parking | Speed 10kmph | Engine running | Engine speed (RPM)  | Ignition | Key inserted |       |       |       | Footbrake | Drivers door opening sim. | Turn off the engine | Turn on the engine | Turn signal control | Trunk release | Opening all doors | Closing all doors | GND   | PWR +12V |       |       |       |       |                  |  |  |  |  |  |  |  |  |  |  |  |

Attention:

**HONDA CIVIC (IX) (Keyless)**

year: **2012 →**

with Keyless System

program №: **11345**

from: **2023-11-13**

| connector 8 pin |        |        |        |        |        |       |       | connector 15 pin   |                        |           |            |                  |              |                     |                       |                    |                     |              |                |                    |          |              | connector 10 pin |                           |                     |                    |                     |               |                   |                   |     |          |    |    |    |   |   |   |   |
|-----------------|--------|--------|--------|--------|--------|-------|-------|--------------------|------------------------|-----------|------------|------------------|--------------|---------------------|-----------------------|--------------------|---------------------|--------------|----------------|--------------------|----------|--------------|------------------|---------------------------|---------------------|--------------------|---------------------|---------------|-------------------|-------------------|-----|----------|----|----|----|---|---|---|---|
| CAN H           | CAN L  | CAN H  | CAN L  | CAN H  | CAN L  | OUT + | OUT - | OUT                | OUT                    | OUT       | OUT        | OUT              | OUT          | OUT                 | OUT                   | OUT                | OUT                 | OUT          | OUT            | OUT                | OUT      | OUT          | OUT              | IN                        | IN                  | IN                 | IN                  | IN            | IN                | IN                | IN  | IN       | IN | IN | IN |   |   |   |   |
| CAN1-H          | CAN1-L | CAN2-H | CAN2-L | CAN3-H | CAN3-L | -     | -     | Driver door sensor | Passengers door sensor | Trunk lid | Hood sense | Original alarm++ | Arming state | Lock factory remote | Unlock factory remote | Any button pressed | Handbrake / Parking | Speed 10kmph | Engine running | Engine speed (RPM) | Ignition | Key inserted | Footbrake        | Drivers door opening sim. | Turn off the engine | Turn on the engine | Turn signal control | Trunk release | Opening all doors | Closing all doors | GND | PWR +12V |    |    |    |   |   |   |   |
| 1               | 2      | 3      | 4      | 5      | 6      | 7     | 8     | 1                  | 2                      | 3         | 4          | 5                | 6            | 7                   | 8                     | 9                  | 10                  | 11           | 12             | 13                 | 14       | 15           | 1                | 2                         | 3                   | 4                  | 5                   | 6             | 7                 | 8                 | 9   | 10       |    |    |    |   |   |   |   |
| +               | +      | +      | +      |        |        |       |       | +                  | +                      | +         | +          | +                | +            | +                   | +                     | +                  | +                   | +            | +              | +                  | +        | +            | +                | +                         | +                   | +                  | +                   | +             | +                 | +                 | +   | +        | +  | +  | +  | + | + | + | + |

Attention:

**HONDA CIVIC (IX)**

year: **2012 →**

without Keyless System

program №: **11972**

from: **2023-11-13**

| connector 8 pin |        |        |        |        |        |       |       | connector 15 pin   |                        |           |            |                  |              |                     |                       |                    |                     |              |                |                    |          |              | connector 10 pin |                           |                     |                    |                     |               |                   |                   |     |          |    |    |    |    |   |   |   |
|-----------------|--------|--------|--------|--------|--------|-------|-------|--------------------|------------------------|-----------|------------|------------------|--------------|---------------------|-----------------------|--------------------|---------------------|--------------|----------------|--------------------|----------|--------------|------------------|---------------------------|---------------------|--------------------|---------------------|---------------|-------------------|-------------------|-----|----------|----|----|----|----|---|---|---|
| CAN H           | CAN L  | CAN H  | CAN L  | CAN H  | CAN L  | OUT + | OUT - | OUT                | OUT                    | OUT       | OUT        | OUT              | OUT          | OUT                 | OUT                   | OUT                | OUT                 | OUT          | OUT            | OUT                | OUT      | OUT          | OUT              | IN                        | IN                  | IN                 | IN                  | IN            | IN                | IN                | IN  | IN       | IN | IN | IN | IN |   |   |   |
| CAN1-H          | CAN1-L | CAN2-H | CAN2-L | CAN3-H | CAN3-L | -     | -     | Driver door sensor | Passengers door sensor | Trunk lid | Hood sense | Original alarm++ | Arming state | Lock factory remote | Unlock factory remote | Any button pressed | Handbrake / Parking | Speed 10kmph | Engine running | Engine speed (RPM) | Ignition | Key inserted | Footbrake        | Drivers door opening sim. | Turn off the engine | Turn on the engine | Turn signal control | Trunk release | Opening all doors | Closing all doors | GND | PWR +12V |    |    |    |    |   |   |   |
| 1               | 2      | 3      | 4      | 5      | 6      | 7     | 8     | 1                  | 2                      | 3         | 4          | 5                | 6            | 7                   | 8                     | 9                  | 10                  | 11           | 12             | 13                 | 14       | 15           | 1                | 2                         | 3                   | 4                  | 5                   | 6             | 7                 | 8                 | 9   | 10       |    |    |    |    |   |   |   |
| +               | +      | +      | +      |        |        |       |       | +                  | +                      | +         | +          | +                | +            | +                   | +                     | +                  | +                   | +            | +              | +                  | +        | +            | +                | +                         | +                   | +                  | +                   | +             | +                 | +                 | +   | +        | +  | +  | +  | +  | + | + | + |

Attention:

**HONDA CIVIC (VIII)**

year: **2009 →**

without Keyless System

program №: **13329**

from: **2020-09-28**

| connector 8 pin |        |        |        |        |        |       |       | connector 15 pin   |                        |           |            |                  |              |                     |                       |                    |                     |              |                |                    |          |              | connector 10 pin |                           |                     |                    |                     |               |                   |                   |     |          |    |    |    |    |   |   |   |
|-----------------|--------|--------|--------|--------|--------|-------|-------|--------------------|------------------------|-----------|------------|------------------|--------------|---------------------|-----------------------|--------------------|---------------------|--------------|----------------|--------------------|----------|--------------|------------------|---------------------------|---------------------|--------------------|---------------------|---------------|-------------------|-------------------|-----|----------|----|----|----|----|---|---|---|
| CAN H           | CAN L  | CAN H  | CAN L  | CAN H  | CAN L  | OUT + | OUT - | OUT                | OUT                    | OUT       | OUT        | OUT              | OUT          | OUT                 | OUT                   | OUT                | OUT                 | OUT          | OUT            | OUT                | OUT      | OUT          | OUT              | IN                        | IN                  | IN                 | IN                  | IN            | IN                | IN                | IN  | IN       | IN | IN | IN | IN |   |   |   |
| CAN1-H          | CAN1-L | CAN2-H | CAN2-L | CAN3-H | CAN3-L | -     | -     | Driver door sensor | Passengers door sensor | Trunk lid | Hood sense | Original alarm++ | Arming state | Lock factory remote | Unlock factory remote | Any button pressed | Handbrake / Parking | Speed 10kmph | Engine running | Engine speed (RPM) | Ignition | Key inserted | Footbrake        | Drivers door opening sim. | Turn off the engine | Turn on the engine | Turn signal control | Trunk release | Opening all doors | Closing all doors | GND | PWR +12V |    |    |    |    |   |   |   |
| 1               | 2      | 3      | 4      | 5      | 6      | 7     | 8     | 1                  | 2                      | 3         | 4          | 5                | 6            | 7                   | 8                     | 9                  | 10                  | 11           | 12             | 13                 | 14       | 15           | 1                | 2                         | 3                   | 4                  | 5                   | 6             | 7                 | 8                 | 9   | 10       |    |    |    |    |   |   |   |
| +               | +      | +      | +      |        |        |       |       | +                  | +                      | +         | +          | +                | +            | +                   | +                     | +                  | +                   | +            | +              | +                  | +        | +            | +                | +                         | +                   | +                  | +                   | +             | +                 | +                 | +   | +        | +  | +  | +  | +  | + | + | + |

Attention:

**HONDA CIVIC (VIII)**

year: **2006 →**

program №: **11113**

from: **2017-09-01**

| connector 8 pin |        |        |        |        |        |       |       | connector 15 pin   |                        |           |            |                  |              |                     |                       |                    |                     |              |                |                    |          |              | connector 10 pin |                           |                     |                    |                     |               |                   |                   |     |          |    |    |    |    |   |   |   |
|-----------------|--------|--------|--------|--------|--------|-------|-------|--------------------|------------------------|-----------|------------|------------------|--------------|---------------------|-----------------------|--------------------|---------------------|--------------|----------------|--------------------|----------|--------------|------------------|---------------------------|---------------------|--------------------|---------------------|---------------|-------------------|-------------------|-----|----------|----|----|----|----|---|---|---|
| CAN H           | CAN L  | CAN H  | CAN L  | CAN H  | CAN L  | OUT + | OUT - | OUT                | OUT                    | OUT       | OUT        | OUT              | OUT          | OUT                 | OUT                   | OUT                | OUT                 | OUT          | OUT            | OUT                | OUT      | OUT          | OUT              | IN                        | IN                  | IN                 | IN                  | IN            | IN                | IN                | IN  | IN       | IN | IN | IN | IN |   |   |   |
| CAN1-H          | CAN1-L | CAN2-H | CAN2-L | CAN3-H | CAN3-L | -     | -     | Driver door sensor | Passengers door sensor | Trunk lid | Hood sense | Original alarm++ | Arming state | Lock factory remote | Unlock factory remote | Any button pressed | Handbrake / Parking | Speed 10kmph | Engine running | Engine speed (RPM) | Ignition | Key inserted | Footbrake        | Drivers door opening sim. | Turn off the engine | Turn on the engine | Turn signal control | Trunk release | Opening all doors | Closing all doors | GND | PWR +12V |    |    |    |    |   |   |   |
| 1               | 2      | 3      | 4      | 5      | 6      | 7     | 8     | 1                  | 2                      | 3         | 4          | 5                | 6            | 7                   | 8                     | 9                  | 10                  | 11           | 12             | 13                 | 14       | 15           | 1                | 2                         | 3                   | 4                  | 5                   | 6             | 7                 | 8                 | 9   | 10       |    |    |    |    |   |   |   |
| +               | +      | +      | +      |        |        |       |       | +                  | +                      | +         | +          | +                | +            | +                   | +                     | +                  | +                   | +            | +              | +                  | +        | +            | +                | +                         | +                   | +                  | +                   | +             | +                 | +                 | +   | +        | +  | +  | +  | +  | + | + | + |

Attention:

**HONDA CR-V (VI) (Hybrid)**

year: **2023 →**

with and without Keyless System

program №: **14849**

from: **2023-10-13**

| connector 8 pin |        |        |        |        |        |       |       | connector 15 pin   |                        |           |            |                  |              |                     |                       |                    |                     |              |                |                    |          |              | connector 10 pin |                           |                     |                    |                     |               |                   |                   |     |          |    |    |    |    |   |   |   |
|-----------------|--------|--------|--------|--------|--------|-------|-------|--------------------|------------------------|-----------|------------|------------------|--------------|---------------------|-----------------------|--------------------|---------------------|--------------|----------------|--------------------|----------|--------------|------------------|---------------------------|---------------------|--------------------|---------------------|---------------|-------------------|-------------------|-----|----------|----|----|----|----|---|---|---|
| CAN H           | CAN L  | CAN H  | CAN L  | CAN H  | CAN L  | OUT + | OUT - | OUT                | OUT                    | OUT       | OUT        | OUT              | OUT          | OUT                 | OUT                   | OUT                | OUT                 | OUT          | OUT            | OUT                | OUT      | OUT          | OUT              | IN                        | IN                  | IN                 | IN                  | IN            | IN                | IN                | IN  | IN       | IN | IN | IN | IN |   |   |   |
| CAN1-H          | CAN1-L | CAN2-H | CAN2-L | CAN3-H | CAN3-L | -     | -     | Driver door sensor | Passengers door sensor | Trunk lid | Hood sense | Original alarm++ | Arming state | Lock factory remote | Unlock factory remote | Any button pressed | Handbrake / Parking | Speed 10kmph | Engine running | Engine speed (RPM) | Ignition | Key inserted | Footbrake        | Drivers door opening sim. | Turn off the engine | Turn on the engine | Turn signal control | Trunk release | Opening all doors | Closing all doors | GND | PWR +12V |    |    |    |    |   |   |   |
| 1               | 2      | 3      | 4      | 5      | 6      | 7     | 8     | 1                  | 2                      | 3         | 4          | 5                | 6            | 7                   | 8                     | 9                  | 10                  | 11           | 12             | 13                 | 14       | 15           | 1                | 2                         | 3                   | 4                  | 5                   | 6             | 7                 | 8                 | 9   | 10       |    |    |    |    |   |   |   |
| +               | +      | +      | +      |        |        |       |       | +                  | +                      | +         | +          | +                | +            | +                   | +                     | +                  | +                   | +            | +              | +                  | +        | +            | +                | +                         | +                   | +                  | +                   | +             | +                 | +                 | +   | +        | +  | +  | +  | +  | + | + | + |

Attention:

Switches

[en]=> P/N 727010xx (U277\_70\_10)

| HONDA CR-V (V)  |        |                  |        |                  |        |                         |   | year: 2020 →       | with and without Keyless System | program No: 13969 | from: 2023-11-13 |                           |   |                     |   |                    |    |                     |    |               |    |                   |   |                   |   |     |   |          |   |   |   |    |    |   |   |   |
|-----------------|--------|------------------|--------|------------------|--------|-------------------------|---|--------------------|---------------------------------|-------------------|------------------|---------------------------|---|---------------------|---|--------------------|----|---------------------|----|---------------|----|-------------------|---|-------------------|---|-----|---|----------|---|---|---|----|----|---|---|---|
| connector 8 pin |        | connector 15 pin |        | connector 10 pin |        | connector 10 pin        |   |                    |                                 |                   |                  |                           |   |                     |   |                    |    |                     |    |               |    |                   |   |                   |   |     |   |          |   |   |   |    |    |   |   |   |
| CAN H           | CAN L  | CAN H            | CAN L  | CAN H            | CAN L  | OUT                     | + | OUT                | +                               | OUT               | +                | OUT                       | + |                     |   |                    |    |                     |    |               |    |                   |   |                   |   |     |   |          |   |   |   |    |    |   |   |   |
| CAN1-H          | CAN1-L | CAN2-H           | CAN2-L | CAN3-H           | CAN3-L | Alt. contr. centr. lock | + | Driver door sensor | -                               | Footbrake         | -                | Drivers door opening sim. | - | Turn off the engine | - | Turn on the engine | -  | Turn signal control | -  | Trunk release | -  | Opening all doors | - | Closing all doors | - | GND | - | PWR +12V | - |   |   |    |    |   |   |   |
| 1               | 2      | 3                | 4      | 5                | 6      | 7                       | 8 | 1                  | 2                               | 3                 | 4                | 5                         | 6 | 7                   | 8 | 9                  | 10 | 11                  | 12 | 13            | 14 | 15                | 1 | 2                 | 3 | 4   | 5 | 6        | 7 | 8 | 9 | 10 | 11 |   |   |   |
| +               | +      | +                | +      | +                | +      | -                       | + | +                  | +                               | +                 | +                | +                         | + | +                   | + | +                  | +  | +                   | +  | +             | +  | +                 | + | +                 | + | +   | + | +        | + | + | + | +  | +  | + | + | + |
| Attention:      |        |                  |        |                  |        |                         |   |                    |                                 |                   |                  |                           |   |                     |   |                    |    |                     |    | +             | +  | +                 | + | +                 |   |     |   |          |   |   |   |    |    |   |   |   |

| HONDA CR-V (V) (Hybrid) (Keyless) |        |                  |        |                  |        |                         |   | year: 2020 →       | with Keyless System | program No: 14283 | from: 2023-08-21 |                           |   |                     |   |                    |    |                     |    |               |    |                   |   |                   |   |     |   |          |   |   |   |    |    |   |   |   |
|-----------------------------------|--------|------------------|--------|------------------|--------|-------------------------|---|--------------------|---------------------|-------------------|------------------|---------------------------|---|---------------------|---|--------------------|----|---------------------|----|---------------|----|-------------------|---|-------------------|---|-----|---|----------|---|---|---|----|----|---|---|---|
| connector 8 pin                   |        | connector 15 pin |        | connector 10 pin |        | connector 10 pin        |   |                    |                     |                   |                  |                           |   |                     |   |                    |    |                     |    |               |    |                   |   |                   |   |     |   |          |   |   |   |    |    |   |   |   |
| CAN H                             | CAN L  | CAN H            | CAN L  | CAN H            | CAN L  | OUT                     | + | OUT                | +                   | OUT               | +                | OUT                       | + |                     |   |                    |    |                     |    |               |    |                   |   |                   |   |     |   |          |   |   |   |    |    |   |   |   |
| CAN1-H                            | CAN1-L | CAN2-H           | CAN2-L | CAN3-H           | CAN3-L | Alt. contr. centr. lock | + | Driver door sensor | -                   | Footbrake         | -                | Drivers door opening sim. | - | Turn off the engine | - | Turn on the engine | -  | Turn signal control | -  | Trunk release | -  | Opening all doors | - | Closing all doors | - | GND | - | PWR +12V | - |   |   |    |    |   |   |   |
| 1                                 | 2      | 3                | 4      | 5                | 6      | 7                       | 8 | 1                  | 2                   | 3                 | 4                | 5                         | 6 | 7                   | 8 | 9                  | 10 | 11                  | 12 | 13            | 14 | 15                | 1 | 2                 | 3 | 4   | 5 | 6        | 7 | 8 | 9 | 10 | 11 |   |   |   |
| +                                 | +      | +                | +      | +                | +      | -                       | + | +                  | +                   | +                 | +                | +                         | + | +                   | + | +                  | +  | +                   | +  | +             | +  | +                 | + | +                 | + | +   | + | +        | + | + | + | +  | +  | + | + | + |
| Attention:                        |        |                  |        |                  |        |                         |   |                    |                     |                   |                  |                           |   |                     |   |                    |    |                     |    | +             | +  | +                 | + | +                 |   |     |   |          |   |   |   |    |    |   |   |   |

| HONDA CR-V (V) (Start-button) (Keyless) |        |                  |        |                  |        |                         |   | year: 2017 →       | with Keyless System | program No: 11971 | from: 2023-08-16 |                           |   |                     |   |                    |    |                     |    |               |    |                   |   |                   |   |     |   |          |   |   |   |    |    |   |   |   |
|-----------------------------------------|--------|------------------|--------|------------------|--------|-------------------------|---|--------------------|---------------------|-------------------|------------------|---------------------------|---|---------------------|---|--------------------|----|---------------------|----|---------------|----|-------------------|---|-------------------|---|-----|---|----------|---|---|---|----|----|---|---|---|
| connector 8 pin                         |        | connector 15 pin |        | connector 10 pin |        | connector 10 pin        |   |                    |                     |                   |                  |                           |   |                     |   |                    |    |                     |    |               |    |                   |   |                   |   |     |   |          |   |   |   |    |    |   |   |   |
| CAN H                                   | CAN L  | CAN H            | CAN L  | CAN H            | CAN L  | OUT                     | + | OUT                | +                   | OUT               | +                | OUT                       | + |                     |   |                    |    |                     |    |               |    |                   |   |                   |   |     |   |          |   |   |   |    |    |   |   |   |
| CAN1-H                                  | CAN1-L | CAN2-H           | CAN2-L | CAN3-H           | CAN3-L | Alt. contr. centr. lock | + | Driver door sensor | -                   | Footbrake         | -                | Drivers door opening sim. | - | Turn off the engine | - | Turn on the engine | -  | Turn signal control | -  | Trunk release | -  | Opening all doors | - | Closing all doors | - | GND | - | PWR +12V | - |   |   |    |    |   |   |   |
| 1                                       | 2      | 3                | 4      | 5                | 6      | 7                       | 8 | 1                  | 2                   | 3                 | 4                | 5                         | 6 | 7                   | 8 | 9                  | 10 | 11                  | 12 | 13            | 14 | 15                | 1 | 2                 | 3 | 4   | 5 | 6        | 7 | 8 | 9 | 10 | 11 |   |   |   |
| +                                       | +      | +                | +      | +                | +      | -                       | + | +                  | +                   | +                 | +                | +                         | + | +                   | + | +                  | +  | +                   | +  | +             | +  | +                 | + | +                 | + | +   | + | +        | + | + | + | +  | +  | + | + | + |
| Attention:                              |        |                  |        |                  |        |                         |   |                    |                     |                   |                  |                           |   |                     |   |                    |    |                     |    | +             | +  | +                 | + | +                 |   |     |   |          |   |   |   |    |    |   |   |   |

| HONDA CR-V (V) (Regular-key) |        |                  |        |                  |        |                         |   | year: 2017 →       | without Keyless System | program No: 11971 | from: 2023-08-16 |                           |   |                     |   |                    |    |                     |    |               |    |                   |   |                   |   |     |   |          |   |   |   |    |    |   |   |   |
|------------------------------|--------|------------------|--------|------------------|--------|-------------------------|---|--------------------|------------------------|-------------------|------------------|---------------------------|---|---------------------|---|--------------------|----|---------------------|----|---------------|----|-------------------|---|-------------------|---|-----|---|----------|---|---|---|----|----|---|---|---|
| connector 8 pin              |        | connector 15 pin |        | connector 10 pin |        | connector 10 pin        |   |                    |                        |                   |                  |                           |   |                     |   |                    |    |                     |    |               |    |                   |   |                   |   |     |   |          |   |   |   |    |    |   |   |   |
| CAN H                        | CAN L  | CAN H            | CAN L  | CAN H            | CAN L  | OUT                     | + | OUT                | +                      | OUT               | +                | OUT                       | + |                     |   |                    |    |                     |    |               |    |                   |   |                   |   |     |   |          |   |   |   |    |    |   |   |   |
| CAN1-H                       | CAN1-L | CAN2-H           | CAN2-L | CAN3-H           | CAN3-L | Alt. contr. centr. lock | + | Driver door sensor | -                      | Footbrake         | -                | Drivers door opening sim. | - | Turn off the engine | - | Turn on the engine | -  | Turn signal control | -  | Trunk release | -  | Opening all doors | - | Closing all doors | - | GND | - | PWR +12V | - |   |   |    |    |   |   |   |
| 1                            | 2      | 3                | 4      | 5                | 6      | 7                       | 8 | 1                  | 2                      | 3                 | 4                | 5                         | 6 | 7                   | 8 | 9                  | 10 | 11                  | 12 | 13            | 14 | 15                | 1 | 2                 | 3 | 4   | 5 | 6        | 7 | 8 | 9 | 10 | 11 |   |   |   |
| +                            | +      | +                | +      | +                | +      | -                       | + | +                  | +                      | +                 | +                | +                         | + | +                   | + | +                  | +  | +                   | +  | +             | +  | +                 | + | +                 | + | +   | + | +        | + | + | + | +  | +  | + | + | + |
| Attention:                   |        |                  |        |                  |        |                         |   |                    |                        |                   |                  |                           |   |                     |   |                    |    |                     |    | +             | +  | +                 | + | +                 |   |     |   |          |   |   |   |    |    |   |   |   |

| HONDA CR-V (V) (Hybrid) (Keyless) |        |                  |        |                  |        |                         |   | year: 2017 →       | with Keyless System | program No: 13535 | from: 2023-08-21 |                           |   |                     |   |                    |    |                     |    |               |    |                   |   |                   |   |     |   |          |   |   |   |    |    |   |   |   |
|-----------------------------------|--------|------------------|--------|------------------|--------|-------------------------|---|--------------------|---------------------|-------------------|------------------|---------------------------|---|---------------------|---|--------------------|----|---------------------|----|---------------|----|-------------------|---|-------------------|---|-----|---|----------|---|---|---|----|----|---|---|---|
| connector 8 pin                   |        | connector 15 pin |        | connector 10 pin |        | connector 10 pin        |   |                    |                     |                   |                  |                           |   |                     |   |                    |    |                     |    |               |    |                   |   |                   |   |     |   |          |   |   |   |    |    |   |   |   |
| CAN H                             | CAN L  | CAN H            | CAN L  | CAN H            | CAN L  | OUT                     | + | OUT                | +                   | OUT               | +                | OUT                       | + |                     |   |                    |    |                     |    |               |    |                   |   |                   |   |     |   |          |   |   |   |    |    |   |   |   |
| CAN1-H                            | CAN1-L | CAN2-H           | CAN2-L | CAN3-H           | CAN3-L | Alt. contr. centr. lock | + | Driver door sensor | -                   | Footbrake         | -                | Drivers door opening sim. | - | Turn off the engine | - | Turn on the engine | -  | Turn signal control | -  | Trunk release | -  | Opening all doors | - | Closing all doors | - | GND | - | PWR +12V | - |   |   |    |    |   |   |   |
| 1                                 | 2      | 3                | 4      | 5                | 6      | 7                       | 8 | 1                  | 2                   | 3                 | 4                | 5                         | 6 | 7                   | 8 | 9                  | 10 | 11                  | 12 | 13            | 14 | 15                | 1 | 2                 | 3 | 4   | 5 | 6        | 7 | 8 | 9 | 10 | 11 |   |   |   |
| +                                 | +      | +                | +      | +                | +      | -                       | + | +                  | +                   | +                 | +                | +                         | + | +                   | + | +                  | +  | +                   | +  | +             | +  | +                 | + | +                 | + | +   | + | +        | + | + | + | +  | +  | + | + | + |
| Attention:                        |        |                  |        |                  |        |                         |   |                    |                     |                   |                  |                           |   |                     |   |                    |    |                     |    | +             | +  | +                 | + | +                 |   |     |   |          |   |   |   |    |    |   |   |   |



**HONDA CR-V (IV) (Keyless)**

year: 2015 →

with Keyless System

program #: 11732

from: 2023-11-13

| connector 8 pin |        |        |        |        |        |                           |                         |
|-----------------|--------|--------|--------|--------|--------|---------------------------|-------------------------|
| CAN H           | CAN L  | CAN H  | CAN L  | CAN H  | CAN L  | OUT +                     | OUT -                   |
| CAN1-H          | CAN1-L | CAN2-H | CAN2-L | CAN3-H | CAN3-L | Alternative blink control | Alt. contr. centr. lock |
| 1               | 2      | 3      | 4      | 5      | 6      | 7                         | 8                       |
| +               | +      | +      | +      | +      | +      | +                         | +                       |

Attention:

**HONDA CR-V (IV) (RHD)**

year: 2015 →

without Keyless System

program #: 12538

from: 2023-08-23

| connector 8 pin |        |        |        |        |        |                           |                         |
|-----------------|--------|--------|--------|--------|--------|---------------------------|-------------------------|
| CAN H           | CAN L  | CAN H  | CAN L  | CAN H  | CAN L  | OUT +                     | OUT -                   |
| CAN1-H          | CAN1-L | CAN2-H | CAN2-L | CAN3-H | CAN3-L | Alternative blink control | Alt. contr. centr. lock |
| 1               | 2      | 3      | 4      | 5      | 6      | 7                         | 8                       |
| +               | +      | +      | +      | +      | +      | +                         | +                       |

Attention:

**HONDA CR-V (IV)**

year: 2015 →

without Keyless System

program #: 13381

from: 2023-11-13

| connector 8 pin |        |        |        |        |        |                           |                         |
|-----------------|--------|--------|--------|--------|--------|---------------------------|-------------------------|
| CAN H           | CAN L  | CAN H  | CAN L  | CAN H  | CAN L  | OUT +                     | OUT -                   |
| CAN1-H          | CAN1-L | CAN2-H | CAN2-L | CAN3-H | CAN3-L | Alternative blink control | Alt. contr. centr. lock |
| 1               | 2      | 3      | 4      | 5      | 6      | 7                         | 8                       |
| +               | +      | +      | +      | +      | +      | +                         | +                       |

Attention:

**HONDA CR-V (IV)**

year: 2012 →

without Keyless System

program #: 11345

from: 2023-11-13

| connector 8 pin |        |        |        |        |        |                           |                         |
|-----------------|--------|--------|--------|--------|--------|---------------------------|-------------------------|
| CAN H           | CAN L  | CAN H  | CAN L  | CAN H  | CAN L  | OUT +                     | OUT -                   |
| CAN1-H          | CAN1-L | CAN2-H | CAN2-L | CAN3-H | CAN3-L | Alternative blink control | Alt. contr. centr. lock |
| 1               | 2      | 3      | 4      | 5      | 6      | 7                         | 8                       |
| +               | +      | +      | +      | +      | +      | +                         | +                       |

Attention:

**HONDA CR-V (III)**

year: 2010 →

without Keyless System

program #: 13365

from: 2020-09-28

| connector 8 pin |        |        |        |        |        |                           |                         |
|-----------------|--------|--------|--------|--------|--------|---------------------------|-------------------------|
| CAN H           | CAN L  | CAN H  | CAN L  | CAN H  | CAN L  | OUT +                     | OUT -                   |
| CAN1-H          | CAN1-L | CAN2-H | CAN2-L | CAN3-H | CAN3-L | Alternative blink control | Alt. contr. centr. lock |
| 1               | 2      | 3      | 4      | 5      | 6      | 7                         | 8                       |
| +               | +      | +      | +      | +      | +      | +                         | +                       |

Attention:

Switches: 

| connector 15 pin   |                        |           |            |                  |              |                     |                       |                    |                     |              |                |                    |          |              |
|--------------------|------------------------|-----------|------------|------------------|--------------|---------------------|-----------------------|--------------------|---------------------|--------------|----------------|--------------------|----------|--------------|
| OUT                | OUT                    | OUT       | OUT        | OUT              | OUT          | OUT                 | OUT                   | OUT                | OUT                 | OUT          | OUT            | OUT                | OUT      | OUT          |
| Driver door sensor | Passengers door sensor | Trunk lid | Hood sense | Original alarm++ | Arming state | Lock factory remote | Unlock factory remote | Any button pressed | Handbrake / Parking | Speed 10kmph | Engine running | Engine speed (RPM) | Ignition | Key inserted |
| 1                  | 2                      | 3         | 4          | 5                | 6            | 7                   | 8                     | 9                  | 10                  | 11           | 12             | 13                 | 14       | 15           |
| +                  | +                      | +         | +          | +                | +            | +                   | +                     | +                  | +                   | +            | +              | +                  | +        | +            |

| connector 10 pin |                           |                     |                    |                     |               |                   |                   |     |          |
|------------------|---------------------------|---------------------|--------------------|---------------------|---------------|-------------------|-------------------|-----|----------|
| OUT              | IN                        | IN                  | IN                 | IN                  | IN            | IN                | IN                | IN  | IN       |
| Footbrake        | Drivers door opening sim. | Turn off the engine | Turn on the engine | Turn signal control | Trunk release | Opening all doors | Closing all doors | GND | PWR +12V |
| 1                | 2                         | 3                   | 4                  | 5                   | 6             | 7                 | 8                 | 9   | 10       |
| +                | +                         | +                   | +                  | +                   | +             | +                 | +                 | +   | +        |

|   |                               |
|---|-------------------------------|
| + | Contr. of factory alarm       |
| + | Contr. c.lock. when ign.is on |
| + | Comfort closure               |

| connector 15 pin   |                        |           |            |                  |              |                     |                       |                    |                     |              |                |                    |          |              |
|--------------------|------------------------|-----------|------------|------------------|--------------|---------------------|-----------------------|--------------------|---------------------|--------------|----------------|--------------------|----------|--------------|
| OUT                | OUT                    | OUT       | OUT        | OUT              | OUT          | OUT                 | OUT                   | OUT                | OUT                 | OUT          | OUT            | OUT                | OUT      | OUT          |
| Driver door sensor | Passengers door sensor | Trunk lid | Hood sense | Original alarm++ | Arming state | Lock factory remote | Unlock factory remote | Any button pressed | Handbrake / Parking | Speed 10kmph | Engine running | Engine speed (RPM) | Ignition | Key inserted |
| 1                  | 2                      | 3         | 4          | 5                | 6            | 7                   | 8                     | 9                  | 10                  | 11           | 12             | 13                 | 14       | 15           |
| +                  | +                      | +         | +          | +                | +            | +                   | +                     | +                  | +                   | +            | +              | +                  | +        | +            |

| connector 10 pin |                           |                     |                    |                     |               |                   |                   |     |          |
|------------------|---------------------------|---------------------|--------------------|---------------------|---------------|-------------------|-------------------|-----|----------|
| OUT              | IN                        | IN                  | IN                 | IN                  | IN            | IN                | IN                | IN  | IN       |
| Footbrake        | Drivers door opening sim. | Turn off the engine | Turn on the engine | Turn signal control | Trunk release | Opening all doors | Closing all doors | GND | PWR +12V |
| 1                | 2                         | 3                   | 4                  | 5                   | 6             | 7                 | 8                 | 9   | 10       |
| +                | +                         | +                   | +                  | +                   | +             | +                 | +                 | +   | +        |

|   |                               |
|---|-------------------------------|
| + | Contr. of factory alarm       |
| + | Contr. c.lock. when ign.is on |
| + | Comfort closure               |

| connector 15 pin   |                        |           |            |                  |              |                     |                       |                    |                     |              |                |                    |          |              |
|--------------------|------------------------|-----------|------------|------------------|--------------|---------------------|-----------------------|--------------------|---------------------|--------------|----------------|--------------------|----------|--------------|
| OUT                | OUT                    | OUT       | OUT        | OUT              | OUT          | OUT                 | OUT                   | OUT                | OUT                 | OUT          | OUT            | OUT                | OUT      | OUT          |
| Driver door sensor | Passengers door sensor | Trunk lid | Hood sense | Original alarm++ | Arming state | Lock factory remote | Unlock factory remote | Any button pressed | Handbrake / Parking | Speed 10kmph | Engine running | Engine speed (RPM) | Ignition | Key inserted |
| 1                  | 2                      | 3         | 4          | 5                | 6            | 7                   | 8                     | 9                  | 10                  | 11           | 12             | 13                 | 14       | 15           |
| +                  | +                      | +         | +          | +                | +            | +                   | +                     | +                  | +                   | +            | +              | +                  | +        | +            |

| connector 10 pin |                           |                     |                    |                     |               |                   |                   |     |          |
|------------------|---------------------------|---------------------|--------------------|---------------------|---------------|-------------------|-------------------|-----|----------|
| OUT              | IN                        | IN                  | IN                 | IN                  | IN            | IN                | IN                | IN  | IN       |
| Footbrake        | Drivers door opening sim. | Turn off the engine | Turn on the engine | Turn signal control | Trunk release | Opening all doors | Closing all doors | GND | PWR +12V |
| 1                | 2                         | 3                   | 4                  | 5                   | 6             | 7                 | 8                 | 9   | 10       |
| +                | +                         | +                   | +                  | +                   | +             | +                 | +                 | +   | +        |

|   |                               |
|---|-------------------------------|
| + | Contr. of factory alarm       |
| + | Contr. c.lock. when ign.is on |
| + | Comfort closure               |

| connector 15 pin   |                        |           |            |                  |              |                     |                       |                    |                     |              |                |                    |          |              |
|--------------------|------------------------|-----------|------------|------------------|--------------|---------------------|-----------------------|--------------------|---------------------|--------------|----------------|--------------------|----------|--------------|
| OUT                | OUT                    | OUT       | OUT        | OUT              | OUT          | OUT                 | OUT                   | OUT                | OUT                 | OUT          | OUT            | OUT                | OUT      | OUT          |
| Driver door sensor | Passengers door sensor | Trunk lid | Hood sense | Original alarm++ | Arming state | Lock factory remote | Unlock factory remote | Any button pressed | Handbrake / Parking | Speed 10kmph | Engine running | Engine speed (RPM) | Ignition | Key inserted |
| 1                  | 2                      | 3         | 4          | 5                | 6            | 7                   | 8                     | 9                  | 10                  | 11           | 12             | 13                 | 14       | 15           |
| +                  | +                      | +         | +          | +                | +            | +                   | +                     | +                  | +                   | +            | +              | +                  | +        | +            |

| connector 10 pin |                           |                     |                    |                     |               |                   |                   |     |          |
|------------------|---------------------------|---------------------|--------------------|---------------------|---------------|-------------------|-------------------|-----|----------|
| OUT              | IN                        | IN                  | IN                 | IN                  | IN            | IN                | IN                | IN  | IN       |
| Footbrake        | Drivers door opening sim. | Turn off the engine | Turn on the engine | Turn signal control | Trunk release | Opening all doors | Closing all doors | GND | PWR +12V |
| 1                | 2                         | 3                   | 4                  | 5                   | 6             | 7                 | 8                 | 9   | 10       |
| +                | +                         | +                   | +                  | +                   | +             | +                 | +                 | +   | +        |

|   |                               |
|---|-------------------------------|
| + | Contr. of factory alarm       |
| + | Contr. c.lock. when ign.is on |
| + | Comfort closure               |

| connector 15 pin   |                        |           |            |                  |              |                     |                       |                    |                     |              |                |                    |          |              |
|--------------------|------------------------|-----------|------------|------------------|--------------|---------------------|-----------------------|--------------------|---------------------|--------------|----------------|--------------------|----------|--------------|
| OUT                | OUT                    | OUT       | OUT        | OUT              | OUT          | OUT                 | OUT                   | OUT                | OUT                 | OUT          | OUT            | OUT                | OUT      | OUT          |
| Driver door sensor | Passengers door sensor | Trunk lid | Hood sense | Original alarm++ | Arming state | Lock factory remote | Unlock factory remote | Any button pressed | Handbrake / Parking | Speed 10kmph | Engine running | Engine speed (RPM) | Ignition | Key inserted |
| 1                  | 2                      | 3         | 4          | 5                | 6            | 7                   | 8                     | 9                  | 10                  | 11           | 12             | 13                 | 14       | 15           |
| +                  | +                      | +         | +          | +                | +            | +                   | +                     | +                  | +                   | +            | +              | +                  | +        | +            |

| connector 10 pin |                           |                     |                    |                     |               |                   |                   |     |          |
|------------------|---------------------------|---------------------|--------------------|---------------------|---------------|-------------------|-------------------|-----|----------|
| OUT              | IN                        | IN                  | IN                 | IN                  | IN            | IN                | IN                | IN  | IN       |
| Footbrake        | Drivers door opening sim. | Turn off the engine | Turn on the engine | Turn signal control | Trunk release | Opening all doors | Closing all doors | GND | PWR +12V |
| 1                | 2                         | 3                   | 4                  | 5                   | 6             | 7                 | 8                 | 9   | 10       |
| +                | +                         | +                   | +                  | +                   | +             | +                 | +                 | +   | +        |

|   |                               |
|---|-------------------------------|
| + | Contr. of factory alarm       |
| + | Contr. c.lock. when ign.is on |
| + | Comfort closure               |

Switches: 





HONDA HR-V (II) (RHD) year: 2015 -> without Keyless System program #: 12535 from: 2023-08-21
Table with 3 main sections: connector 8 pin, connector 15 pin, connector 10 pin. Each section has columns for CAN H, CAN L, CAN H, CAN L, CAN H, CAN L, OUT +, OUT - and rows for CAN1-H, CAN1-L, CAN2-H, CAN2-L, CAN3-H, CAN3-L, Alternative blink control, Alt. contr. centr. lock.

HONDA HR-V (II) (Keyless) year: 2015 -> with Keyless System program #: 11732 from: 2023-11-13
Table with 3 main sections: connector 8 pin, connector 15 pin, connector 10 pin. Each section has columns for CAN H, CAN L, CAN H, CAN L, CAN H, CAN L, OUT +, OUT - and rows for CAN1-H, CAN1-L, CAN2-H, CAN2-L, CAN3-H, CAN3-L, Alternative blink control, Alt. contr. centr. lock.

HONDA HR-V (II) (RHD) (Keyless) year: 2015 -> with Keyless System program #: 12535 from: 2023-08-21
Table with 3 main sections: connector 8 pin, connector 15 pin, connector 10 pin. Each section has columns for CAN H, CAN L, CAN H, CAN L, CAN H, CAN L, OUT +, OUT - and rows for CAN1-H, CAN1-L, CAN2-H, CAN2-L, CAN3-H, CAN3-L, Alternative blink control, Alt. contr. centr. lock.

HONDA INSIGHT (ZE2) year: 2009 -> program #: 11113 from: 2017-09-01
Table with 3 main sections: connector 8 pin, connector 15 pin, connector 10 pin. Each section has columns for CAN H, CAN L, CAN H, CAN L, CAN H, CAN L, OUT +, OUT - and rows for CAN1-H, CAN1-L, CAN2-H, CAN2-L, CAN3-H, CAN3-L, Alternative blink control, Alt. contr. centr. lock.

HONDA JAZZ (GR3) (Hybrid) year: 2020 -> with and without Keyless System program #: 14274 from: 2023-10-13
Table with 3 main sections: connector 8 pin, connector 15 pin, connector 10 pin. Each section has columns for CAN H, CAN L, CAN H, CAN L, CAN H, CAN L, OUT +, OUT - and rows for CAN1-H, CAN1-L, CAN2-H, CAN2-L, CAN3-H, CAN3-L, Alternative blink control, Alt. contr. centr. lock.

Switches icons: A, B, C, D, E, F, G, H, I, J, K, L, M, N, O, P, Q, R, S, T, U, V, W, X, Y, Z, AA, AB, AC, AD, AE, AF, AG, AH, AI, AJ, AK, AL, AM, AN, AO, AP, AQ, AR, AS, AT, AU, AV, AW, AX, AY, AZ, BA, BB, BC, BD, BE, BF, BG, BH, BI, BJ, BK, BL, BM, BN, BO, BP, BQ, BR, BS, BT, BU, BV, BW, BX, BY, BZ, CA, CB, CC, CD, CE, CF, CG, CH, CI, CJ, CK, CL, CM, CN, CO, CP, CQ, CR, CS, CT, CU, CV, CW, CX, CY, CZ, DA, DB, DC, DD, DE, DF, DG, DH, DI, DJ, DK, DL, DM, DN, DO, DP, DQ, DR, DS, DT, DU, DV, DW, DX, DY, DZ, EA, EB, EC, ED, EE, EF, EG, EH, EI, EJ, EK, EL, EM, EN, EO, EP, EQ, ER, ES, ET, EU, EV, EW, EX, EY, EZ, FA, FB, FC, FD, FE, FF, FG, FH, FI, FJ, FK, FL, FM, FN, FO, FP, FQ, FR, FS, FT, FU, FV, FW, FX, FY, FZ, GA, GB, GC, GD, GE, GF, GG, GH, GI, GJ, GK, GL, GM, GN, GO, GP, GQ, GR, GS, GT, GU, GV, GW, GX, GY, GZ, HA, HB, HC, HD, HE, HF, HG, HH, HI, HJ, HK, HL, HM, HN, HO, HP, HQ, HR, HS, HT, HU, HV, HW, HX, HY, HZ, IA, IB, IC, ID, IE, IF, IG, IH, II, IJ, IK, IL, IM, IN, IO, IP, IQ, IR, IS, IT, IU, IV, IW, IX, IY, IZ, JA, JB, JC, JD, JE, JF, JG, JH, JI, JJ, JK, JL, JM, JN, JO, JP, JQ, JR, JS, JT, JU, JV, JW, JX, JY, JZ, KA, KB, KC, KD, KE, KF, KG, KH, KI, KJ, KK, KL, KM, KN, KO, KP, KQ, KR, KS, KT, KU, KV, KW, KX, KY, KZ, LA, LB, LC, LD, LE, LF, LG, LH, LI, LJ, LK, LL, LM, LN, LO, LP, LQ, LR, LS, LT, LU, LV, LW, LX, LY, LZ, MA, MB, MC, MD, ME, MF, MG, MH, MI, MJ, MK, ML, MM, MN, MO, MP, MQ, MR, MS, MT, MU, MV, MW, MX, MY, MZ, NA, NB, NC, ND, NE, NF, NG, NH, NI, NJ, NK, NL, NM, NN, NO, NP, NQ, NR, NS, NT, NU, NV, NW, NX, NY, NZ, OA, OB, OC, OD, OE, OF, OG, OH, OI, OJ, OK, OL, OM, ON, OO, OP, OQ, OR, OS, OT, OU, OV, OW, OX, OY, OZ, PA, PB, PC, PD, PE, PF, PG, PH, PI, PJ, PK, PL, PM, PN, PO, PP, PQ, PR, PS, PT, PU, PV, PW, PX, PY, PZ, QA, QB, QC, QD, QE, QF, QG, QH, QI, QJ, QK, QL, QM, QN, QO, QP, QQ, QR, QS, QT, QU, QV, QW, QX, QY, QZ, RA, RB, RC, RD, RE, RF, RG, RH, RI, RJ, RK, RL, RM, RN, RO, RP, RQ, RR, RS, RT, RU, RV, RW, RX, RY, RZ, SA, SB, SC, SD, SE, SF, SG, SH, SI, SJ, SK, SL, SM, SN, SO, SP, SQ, SR, SS, ST, SU, SV, SW, SX, SY, SZ, TA, TB, TC, TD, TE, TF, TG, TH, TI, TJ, TK, TL, TM, TN, TO, TP, TQ, TR, TS, TT, TU, TV, TW, TX, TY, TZ, UA, UB, UC, UD, UE, UF, UG, UH, UI, UJ, UK, UL, UM, UN, UO, UP, UQ, UR, US, UT, UY, UZ, VA, VB, VC, VD, VE, VF, VG, VH, VI, VJ, VK, VL, VM, VN, VO, VP, VQ, VR, VS, VT, VU, VV, VW, VX, VY, VZ, WA, WB, WC, WD, WE, WF, WG, WH, WI, WJ, WK, WL, WM, WN, WO, WP, WQ, WR, WS, WT, WU, WV, WW, WX, WY, WZ, XA, XB, XC, XD, XE, XF, XG, XH, XI, XJ, XK, XL, XM, XN, XO, XP, XQ, XR, XS, XT, XU, XV, XW, XX, XY, XZ, YA, YB, YC, YD, YE, YF, YG, YH, YI, YJ, YK, YL, YM, YN, YO, YP, YQ, YR, YS, YT, YU, YV, YW, YX, YZ, ZA, ZB, ZC, ZD, ZE, ZF, ZG, ZH, ZI, ZJ, ZK, ZL, ZM, ZN, ZO, ZP, ZQ, ZR, ZS, ZT, ZU, ZV, ZW, ZX, ZY, ZZ.

| HONDA JAZZ (GK) |        |        |        |        |        |       |                            | year: 2015 →       | with and without Keyless System | program №: 11732 | from: 2023-11-13 |                  |              |                     |                       |                    |                     |              |                |                    |          |              |           |                           |                     |                    |                     |               |                   |                   |     |          |                         |                              |                 |   |
|-----------------|--------|--------|--------|--------|--------|-------|----------------------------|--------------------|---------------------------------|------------------|------------------|------------------|--------------|---------------------|-----------------------|--------------------|---------------------|--------------|----------------|--------------------|----------|--------------|-----------|---------------------------|---------------------|--------------------|---------------------|---------------|-------------------|-------------------|-----|----------|-------------------------|------------------------------|-----------------|---|
| connector 8 pin |        |        |        |        |        |       |                            | connector 15 pin   |                                 |                  |                  |                  |              |                     | connector 10 pin      |                    |                     |              |                |                    |          |              |           |                           |                     |                    |                     |               |                   |                   |     |          |                         |                              |                 |   |
| CAN H           | CAN L  | CAN H  | CAN L  | CAN H  | CAN L  | OUT + | OUT -                      | OUT                | OUT                             | OUT              | OUT              | OUT              | OUT          | OUT                 | OUT                   | OUT                | OUT                 | OUT          | IN             | IN                 | IN       | IN           |           |                           |                     |                    |                     |               |                   |                   |     |          |                         |                              |                 |   |
| CAN1-H          | CAN1-L | CAN2-H | CAN2-L | CAN3-H | CAN3-L | -     | Alternative blink. control | Driver door sensor | Passengers door sensor          | Trunk lid        | Hood sense       | Original alarm++ | Arming state | Lock factory remote | Unlock factory remote | Any button pressed | Handbrake / Parking | Speed 10kmph | Engine running | Engine speed (RPM) | Ignition | Key inserted | Footbrake | Drivers door opening sim. | Turn off the engine | Turn on the engine | Turn signal control | Trunk release | Opening all doors | Closing all doors | GND | PWR +12V | Contr. of factory alarm | Contr.c.lock. when ign.is on | Comfort closure |   |
| 1               | 2      | 3      | 4      | 5      | 6      | 7     | 8                          | 1                  | 2                               | 3                | 4                | 5                | 6            | 7                   | 8                     | 9                  | 10                  | 11           | 12             | 13                 | 14       | 15           | 1         | 2                         | 3                   | 4                  | 5                   | 6             | 7                 | 8                 | 9   | 10       | +                       | +                            | +               | + |

Attention:

Switches

| HONDA JAZZ (GK) (Keyless) |        |        |        |        |        |       |                            | year: 2015 →       | with Keyless System    | program №: 11732 | from: 2023-11-13 |                  |              |                     |                       |                    |                     |              |                |                    |          |              |           |                           |                     |                    |                     |               |                   |                   |     |          |                         |                              |                 |    |
|---------------------------|--------|--------|--------|--------|--------|-------|----------------------------|--------------------|------------------------|------------------|------------------|------------------|--------------|---------------------|-----------------------|--------------------|---------------------|--------------|----------------|--------------------|----------|--------------|-----------|---------------------------|---------------------|--------------------|---------------------|---------------|-------------------|-------------------|-----|----------|-------------------------|------------------------------|-----------------|----|
| connector 8 pin           |        |        |        |        |        |       |                            | connector 15 pin   |                        |                  |                  |                  |              |                     | connector 10 pin      |                    |                     |              |                |                    |          |              |           |                           |                     |                    |                     |               |                   |                   |     |          |                         |                              |                 |    |
| CAN H                     | CAN L  | CAN H  | CAN L  | CAN H  | CAN L  | OUT + | OUT -                      | OUT                | OUT                    | OUT              | OUT              | OUT              | OUT          | OUT                 | OUT                   | OUT                | OUT                 | OUT          | OUT            | OUT                | OUT      | OUT          | IN        | IN                        | IN                  | IN                 | IN                  | IN            | IN                | IN                | IN  | IN       | IN                      | IN                           | IN              | IN |
| CAN1-H                    | CAN1-L | CAN2-H | CAN2-L | CAN3-H | CAN3-L | -     | Alternative blink. control | Driver door sensor | Passengers door sensor | Trunk lid        | Hood sense       | Original alarm++ | Arming state | Lock factory remote | Unlock factory remote | Any button pressed | Handbrake / Parking | Speed 10kmph | Engine running | Engine speed (RPM) | Ignition | Key inserted | Footbrake | Drivers door opening sim. | Turn off the engine | Turn on the engine | Turn signal control | Trunk release | Opening all doors | Closing all doors | GND | PWR +12V | Contr. of factory alarm | Contr.c.lock. when ign.is on | Comfort closure |    |
| 1                         | 2      | 3      | 4      | 5      | 6      | 7     | 8                          | 1                  | 2                      | 3                | 4                | 5                | 6            | 7                   | 8                     | 9                  | 10                  | 11           | 12             | 13                 | 14       | 15           | 1         | 2                         | 3                   | 4                  | 5                   | 6             | 7                 | 8                 | 9   | 10       | +                       | +                            | +               | +  |

Attention:

Switches

| HONDA JAZZ (GE) |        |        |        |        |        |       |                            | year: 2012 →       | with and without Keyless System | program №: 13267 | from: 2020-07-14 |                  |              |                     |                       |                    |                     |              |                |                    |          |              |           |                           |                     |                    |                     |               |                   |                   |     |          |                         |                              |                 |    |
|-----------------|--------|--------|--------|--------|--------|-------|----------------------------|--------------------|---------------------------------|------------------|------------------|------------------|--------------|---------------------|-----------------------|--------------------|---------------------|--------------|----------------|--------------------|----------|--------------|-----------|---------------------------|---------------------|--------------------|---------------------|---------------|-------------------|-------------------|-----|----------|-------------------------|------------------------------|-----------------|----|
| connector 8 pin |        |        |        |        |        |       |                            | connector 15 pin   |                                 |                  |                  |                  |              |                     | connector 10 pin      |                    |                     |              |                |                    |          |              |           |                           |                     |                    |                     |               |                   |                   |     |          |                         |                              |                 |    |
| CAN H           | CAN L  | CAN H  | CAN L  | CAN H  | CAN L  | OUT + | OUT -                      | OUT                | OUT                             | OUT              | OUT              | OUT              | OUT          | OUT                 | OUT                   | OUT                | OUT                 | OUT          | OUT            | OUT                | OUT      | OUT          | IN        | IN                        | IN                  | IN                 | IN                  | IN            | IN                | IN                | IN  | IN       | IN                      | IN                           | IN              | IN |
| CAN1-H          | CAN1-L | CAN2-H | CAN2-L | CAN3-H | CAN3-L | -     | Alternative blink. control | Driver door sensor | Passengers door sensor          | Trunk lid        | Hood sense       | Original alarm++ | Arming state | Lock factory remote | Unlock factory remote | Any button pressed | Handbrake / Parking | Speed 10kmph | Engine running | Engine speed (RPM) | Ignition | Key inserted | Footbrake | Drivers door opening sim. | Turn off the engine | Turn on the engine | Turn signal control | Trunk release | Opening all doors | Closing all doors | GND | PWR +12V | Contr. of factory alarm | Contr.c.lock. when ign.is on | Comfort closure |    |
| 1               | 2      | 3      | 4      | 5      | 6      | 7     | 8                          | 1                  | 2                               | 3                | 4                | 5                | 6            | 7                   | 8                     | 9                  | 10                  | 11           | 12             | 13                 | 14       | 15           | 1         | 2                         | 3                   | 4                  | 5                   | 6             | 7                 | 8                 | 9   | 10       | +                       | +                            | +               | +  |

Attention:

Switches

| HONDA JAZZ (GE) |        |        |        |        |        |       |                            | year: 2009 →       | with and without Keyless System | program №: 11113 | from: 2017-09-01 |                  |              |                     |                       |                    |                     |              |                |                    |          |              |           |                           |                     |                    |                     |               |                   |                   |     |          |                         |                              |                 |    |
|-----------------|--------|--------|--------|--------|--------|-------|----------------------------|--------------------|---------------------------------|------------------|------------------|------------------|--------------|---------------------|-----------------------|--------------------|---------------------|--------------|----------------|--------------------|----------|--------------|-----------|---------------------------|---------------------|--------------------|---------------------|---------------|-------------------|-------------------|-----|----------|-------------------------|------------------------------|-----------------|----|
| connector 8 pin |        |        |        |        |        |       |                            | connector 15 pin   |                                 |                  |                  |                  |              |                     | connector 10 pin      |                    |                     |              |                |                    |          |              |           |                           |                     |                    |                     |               |                   |                   |     |          |                         |                              |                 |    |
| CAN H           | CAN L  | CAN H  | CAN L  | CAN H  | CAN L  | OUT + | OUT -                      | OUT                | OUT                             | OUT              | OUT              | OUT              | OUT          | OUT                 | OUT                   | OUT                | OUT                 | OUT          | OUT            | OUT                | OUT      | OUT          | IN        | IN                        | IN                  | IN                 | IN                  | IN            | IN                | IN                | IN  | IN       | IN                      | IN                           | IN              | IN |
| CAN1-H          | CAN1-L | CAN2-H | CAN2-L | CAN3-H | CAN3-L | -     | Alternative blink. control | Driver door sensor | Passengers door sensor          | Trunk lid        | Hood sense       | Original alarm++ | Arming state | Lock factory remote | Unlock factory remote | Any button pressed | Handbrake / Parking | Speed 10kmph | Engine running | Engine speed (RPM) | Ignition | Key inserted | Footbrake | Drivers door opening sim. | Turn off the engine | Turn on the engine | Turn signal control | Trunk release | Opening all doors | Closing all doors | GND | PWR +12V | Contr. of factory alarm | Contr.c.lock. when ign.is on | Comfort closure |    |
| 1               | 2      | 3      | 4      | 5      | 6      | 7     | 8                          | 1                  | 2                               | 3                | 4                | 5                | 6            | 7                   | 8                     | 9                  | 10                  | 11           | 12             | 13                 | 14       | 15           | 1         | 2                         | 3                   | 4                  | 5                   | 6             | 7                 | 8                 | 9   | 10       | +                       | +                            | +               | +  |

Attention:

Switches

| HONDA LEGEND (KB1) |        |        |        |        |        |       |                            | year: 2005 →       | with and without Keyless System | program №: 11212 | from: 2017-09-01 |                  |              |                     |                       |                    |                     |              |                |                    |          |              |           |                           |                     |                    |                     |               |                   |                   |     |          |                         |                              |                 |    |
|--------------------|--------|--------|--------|--------|--------|-------|----------------------------|--------------------|---------------------------------|------------------|------------------|------------------|--------------|---------------------|-----------------------|--------------------|---------------------|--------------|----------------|--------------------|----------|--------------|-----------|---------------------------|---------------------|--------------------|---------------------|---------------|-------------------|-------------------|-----|----------|-------------------------|------------------------------|-----------------|----|
| connector 8 pin    |        |        |        |        |        |       |                            | connector 15 pin   |                                 |                  |                  |                  |              |                     | connector 10 pin      |                    |                     |              |                |                    |          |              |           |                           |                     |                    |                     |               |                   |                   |     |          |                         |                              |                 |    |
| CAN H              | CAN L  | CAN H  | CAN L  | CAN H  | CAN L  | OUT + | OUT -                      | OUT                | OUT                             | OUT              | OUT              | OUT              | OUT          | OUT                 | OUT                   | OUT                | OUT                 | OUT          | OUT            | OUT                | OUT      | OUT          | IN        | IN                        | IN                  | IN                 | IN                  | IN            | IN                | IN                | IN  | IN       | IN                      | IN                           | IN              | IN |
| CAN1-H             | CAN1-L | CAN2-H | CAN2-L | CAN3-H | CAN3-L | -     | Alternative blink. control | Driver door sensor | Passengers door sensor          | Trunk lid        | Hood sense       | Original alarm++ | Arming state | Lock factory remote | Unlock factory remote | Any button pressed | Handbrake / Parking | Speed 10kmph | Engine running | Engine speed (RPM) | Ignition | Key inserted | Footbrake | Drivers door opening sim. | Turn off the engine | Turn on the engine | Turn signal control | Trunk release | Opening all doors | Closing all doors | GND | PWR +12V | Contr. of factory alarm | Contr.c.lock. when ign.is on | Comfort closure |    |
| 1                  | 2      | 3      | 4      | 5      | 6      | 7     | 8                          | 1                  | 2                               | 3                | 4                | 5                | 6            | 7                   | 8                     | 9                  | 10                  | 11           | 12             | 13                 | 14       | 15           | 1         | 2                         | 3                   | 4                  | 5                   | 6             | 7                 | 8                 | 9   | 10       | +                       | +                            | +               | +  |

Attention:

Switches

| HONDA MOBILIO (E) (RHD) |        |        |        |        |        |       |       |       |       | year: 2014 →       |                        |           |            |                  |              |                     |                       |                    |                     | without Keyless System |                |                    |          |              |           |                           |                     |                    |                     | program №: 12532 |                   |                   |     |          |     |     |     |     |     | from: 2020-06-15 |    |    |    |    |                         |                              |                 |    |    |   |   |   |   |   |   |   |   |   |   |   |   |   |   |   |   |   |   |   |   |   |   |   |   |   |   |   |   |   |   |   |   |   |   |   |
|-------------------------|--------|--------|--------|--------|--------|-------|-------|-------|-------|--------------------|------------------------|-----------|------------|------------------|--------------|---------------------|-----------------------|--------------------|---------------------|------------------------|----------------|--------------------|----------|--------------|-----------|---------------------------|---------------------|--------------------|---------------------|------------------|-------------------|-------------------|-----|----------|-----|-----|-----|-----|-----|------------------|----|----|----|----|-------------------------|------------------------------|-----------------|----|----|---|---|---|---|---|---|---|---|---|---|---|---|---|---|---|---|---|---|---|---|---|---|---|---|---|---|---|---|---|---|---|---|---|---|---|
| connector 8 pin         |        |        |        |        |        |       |       |       |       | connector 15 pin   |                        |           |            |                  |              |                     |                       |                    |                     | connector 10 pin       |                |                    |          |              |           |                           |                     |                    |                     |                  |                   |                   |     |          |     |     |     |     |     |                  |    |    |    |    |                         |                              |                 |    |    |   |   |   |   |   |   |   |   |   |   |   |   |   |   |   |   |   |   |   |   |   |   |   |   |   |   |   |   |   |   |   |   |   |   |   |
| CAN H                   | CAN L  | CAN H  | CAN L  | CAN H  | CAN L  | CAN H | CAN L | OUT + | OUT - | OUT                | OUT                    | OUT       | OUT        | OUT              | OUT          | OUT                 | OUT                   | OUT                | OUT                 | OUT                    | IN             | IN                 | IN       | IN           | IN        | IN                        | IN                  | IN                 | IN                  | OUT              | OUT               | OUT               | OUT | OUT      | OUT | OUT | OUT | OUT | OUT | OUT              | IN | IN | IN | IN | IN                      | IN                           | IN              | IN | IN |   |   |   |   |   |   |   |   |   |   |   |   |   |   |   |   |   |   |   |   |   |   |   |   |   |   |   |   |   |   |   |   |   |   |   |
| CAN1-H                  | CAN1-L | CAN2-H | CAN2-L | CAN3-H | CAN3-L |       |       |       |       | Driver door sensor | Passengers door sensor | Trunk lid | Hood sense | Original alarm++ | Arming state | Lock factory remote | Unlock factory remote | Any button pressed | Handbrake / Parking | Speed 10kmph           | Engine running | Engine speed (RPM) | Ignition | Key inserted | Footbrake | Drivers door opening sim. | Turn off the engine | Turn on the engine | Turn signal control | Trunk release    | Opening all doors | Closing all doors | GND | PWR +12V |     |     |     |     |     |                  |    |    |    |    | Contr. of factory alarm | Contr.c.lock. when ign.is on | Comfort closure |    |    |   |   |   |   |   |   |   |   |   |   |   |   |   |   |   |   |   |   |   |   |   |   |   |   |   |   |   |   |   |   |   |   |   |   |   |
| 1                       | 2      | 3      | 4      | 5      | 6      |       |       |       |       | 1                  | 2                      | 3         | 4          | 5                | 6            | 7                   | 8                     | 9                  | 10                  | 11                     | 12             | 13                 | 14       | 15           | 1         | 2                         | 3                   | 4                  | 5                   | 6                | 7                 | 8                 | 9   | 10       |     |     |     |     |     |                  |    |    |    |    | +                       | +                            | +               | +  | +  | + | + | + | + | + | + | + | + | + | + | + | + | + | + | + | + | + | + | + | + | + | + | + | + | + | + | + | + | + | + | + | + | + | + | + |
| Attention:              |        |        |        |        |        |       |       |       |       |                    |                        |           |            |                  |              |                     |                       |                    |                     |                        |                |                    |          |              |           |                           |                     |                    |                     |                  |                   |                   |     |          |     |     |     |     |     |                  |    |    |    |    |                         |                              |                 |    |    |   |   |   |   |   |   |   |   |   |   |   |   |   |   |   |   |   |   |   |   |   |   |   |   |   |   |   |   |   |   |   |   |   |   |   |

| HONDA ODYSSEY (RL6) |        |        |        |        |        |       |       |       |       | year: 2018 →       |                        |           |            |                  |              |                     |                       |                    |                     | with and without Keyless System |                |                    |          |              |           |                           |                     |                    |                     | program №: 14118 |                   |                   |     |          |     |     |     |     |     | from: 2023-11-13 |    |    |    |    |                         |                              |                 |    |    |   |   |   |   |   |   |   |   |   |   |   |   |   |   |   |   |   |   |   |   |   |   |   |   |   |   |   |   |   |   |   |   |   |   |   |
|---------------------|--------|--------|--------|--------|--------|-------|-------|-------|-------|--------------------|------------------------|-----------|------------|------------------|--------------|---------------------|-----------------------|--------------------|---------------------|---------------------------------|----------------|--------------------|----------|--------------|-----------|---------------------------|---------------------|--------------------|---------------------|------------------|-------------------|-------------------|-----|----------|-----|-----|-----|-----|-----|------------------|----|----|----|----|-------------------------|------------------------------|-----------------|----|----|---|---|---|---|---|---|---|---|---|---|---|---|---|---|---|---|---|---|---|---|---|---|---|---|---|---|---|---|---|---|---|---|---|---|---|
| connector 8 pin     |        |        |        |        |        |       |       |       |       | connector 15 pin   |                        |           |            |                  |              |                     |                       |                    |                     | connector 10 pin                |                |                    |          |              |           |                           |                     |                    |                     |                  |                   |                   |     |          |     |     |     |     |     |                  |    |    |    |    |                         |                              |                 |    |    |   |   |   |   |   |   |   |   |   |   |   |   |   |   |   |   |   |   |   |   |   |   |   |   |   |   |   |   |   |   |   |   |   |   |   |
| CAN H               | CAN L  | CAN H  | CAN L  | CAN H  | CAN L  | CAN H | CAN L | OUT + | OUT - | OUT                | OUT                    | OUT       | OUT        | OUT              | OUT          | OUT                 | OUT                   | OUT                | OUT                 | OUT                             | IN             | IN                 | IN       | IN           | IN        | IN                        | IN                  | IN                 | IN                  | OUT              | OUT               | OUT               | OUT | OUT      | OUT | OUT | OUT | OUT | OUT | OUT              | IN | IN | IN | IN | IN                      | IN                           | IN              | IN | IN |   |   |   |   |   |   |   |   |   |   |   |   |   |   |   |   |   |   |   |   |   |   |   |   |   |   |   |   |   |   |   |   |   |   |   |
| CAN1-H              | CAN1-L | CAN2-H | CAN2-L | CAN3-H | CAN3-L |       |       |       |       | Driver door sensor | Passengers door sensor | Trunk lid | Hood sense | Original alarm++ | Arming state | Lock factory remote | Unlock factory remote | Any button pressed | Handbrake / Parking | Speed 10kmph                    | Engine running | Engine speed (RPM) | Ignition | Key inserted | Footbrake | Drivers door opening sim. | Turn off the engine | Turn on the engine | Turn signal control | Trunk release    | Opening all doors | Closing all doors | GND | PWR +12V |     |     |     |     |     |                  |    |    |    |    | Contr. of factory alarm | Contr.c.lock. when ign.is on | Comfort closure |    |    |   |   |   |   |   |   |   |   |   |   |   |   |   |   |   |   |   |   |   |   |   |   |   |   |   |   |   |   |   |   |   |   |   |   |   |
| 1                   | 2      | 3      | 4      | 5      | 6      |       |       |       |       | 1                  | 2                      | 3         | 4          | 5                | 6            | 7                   | 8                     | 9                  | 10                  | 11                              | 12             | 13                 | 14       | 15           | 1         | 2                         | 3                   | 4                  | 5                   | 6                | 7                 | 8                 | 9   | 10       |     |     |     |     |     |                  |    |    |    |    | +                       | +                            | +               | +  | +  | + | + | + | + | + | + | + | + | + | + | + | + | + | + | + | + | + | + | + | + | + | + | + | + | + | + | + | + | + | + | + | + | + | + | + |
| Attention:          |        |        |        |        |        |       |       |       |       |                    |                        |           |            |                  |              |                     |                       |                    |                     |                                 |                |                    |          |              |           |                           |                     |                    |                     |                  |                   |                   |     |          |     |     |     |     |     |                  |    |    |    |    |                         |                              |                 |    |    |   |   |   |   |   |   |   |   |   |   |   |   |   |   |   |   |   |   |   |   |   |   |   |   |   |   |   |   |   |   |   |   |   |   |   |

| HONDA ODYSSEY (RL5) |        |        |        |        |        |       |       |       |       | year: 2014 →       |                        |           |            |                  |              |                     |                       |                    |                     | with and without Keyless System |                |                    |          |              |           |                           |                     |                    |                     | program №: 14439 |                   |                   |     |          |     |     |     |     |     | from: 2023-11-13 |    |    |    |    |                         |                              |                 |    |    |   |   |   |   |   |   |   |   |   |   |   |   |   |   |   |   |   |   |   |   |   |   |   |   |   |   |   |   |   |   |   |   |   |   |   |
|---------------------|--------|--------|--------|--------|--------|-------|-------|-------|-------|--------------------|------------------------|-----------|------------|------------------|--------------|---------------------|-----------------------|--------------------|---------------------|---------------------------------|----------------|--------------------|----------|--------------|-----------|---------------------------|---------------------|--------------------|---------------------|------------------|-------------------|-------------------|-----|----------|-----|-----|-----|-----|-----|------------------|----|----|----|----|-------------------------|------------------------------|-----------------|----|----|---|---|---|---|---|---|---|---|---|---|---|---|---|---|---|---|---|---|---|---|---|---|---|---|---|---|---|---|---|---|---|---|---|---|---|
| connector 8 pin     |        |        |        |        |        |       |       |       |       | connector 15 pin   |                        |           |            |                  |              |                     |                       |                    |                     | connector 10 pin                |                |                    |          |              |           |                           |                     |                    |                     |                  |                   |                   |     |          |     |     |     |     |     |                  |    |    |    |    |                         |                              |                 |    |    |   |   |   |   |   |   |   |   |   |   |   |   |   |   |   |   |   |   |   |   |   |   |   |   |   |   |   |   |   |   |   |   |   |   |   |
| CAN H               | CAN L  | CAN H  | CAN L  | CAN H  | CAN L  | CAN H | CAN L | OUT + | OUT - | OUT                | OUT                    | OUT       | OUT        | OUT              | OUT          | OUT                 | OUT                   | OUT                | OUT                 | OUT                             | IN             | IN                 | IN       | IN           | IN        | IN                        | IN                  | IN                 | IN                  | OUT              | OUT               | OUT               | OUT | OUT      | OUT | OUT | OUT | OUT | OUT | OUT              | IN | IN | IN | IN | IN                      | IN                           | IN              | IN | IN |   |   |   |   |   |   |   |   |   |   |   |   |   |   |   |   |   |   |   |   |   |   |   |   |   |   |   |   |   |   |   |   |   |   |   |
| CAN1-H              | CAN1-L | CAN2-H | CAN2-L | CAN3-H | CAN3-L |       |       |       |       | Driver door sensor | Passengers door sensor | Trunk lid | Hood sense | Original alarm++ | Arming state | Lock factory remote | Unlock factory remote | Any button pressed | Handbrake / Parking | Speed 10kmph                    | Engine running | Engine speed (RPM) | Ignition | Key inserted | Footbrake | Drivers door opening sim. | Turn off the engine | Turn on the engine | Turn signal control | Trunk release    | Opening all doors | Closing all doors | GND | PWR +12V |     |     |     |     |     |                  |    |    |    |    | Contr. of factory alarm | Contr.c.lock. when ign.is on | Comfort closure |    |    |   |   |   |   |   |   |   |   |   |   |   |   |   |   |   |   |   |   |   |   |   |   |   |   |   |   |   |   |   |   |   |   |   |   |   |
| 1                   | 2      | 3      | 4      | 5      | 6      |       |       |       |       | 1                  | 2                      | 3         | 4          | 5                | 6            | 7                   | 8                     | 9                  | 10                  | 11                              | 12             | 13                 | 14       | 15           | 1         | 2                         | 3                   | 4                  | 5                   | 6                | 7                 | 8                 | 9   | 10       |     |     |     |     |     |                  |    |    |    |    | +                       | +                            | +               | +  | +  | + | + | + | + | + | + | + | + | + | + | + | + | + | + | + | + | + | + | + | + | + | + | + | + | + | + | + | + | + | + | + | + | + | + | + |
| Attention:          |        |        |        |        |        |       |       |       |       |                    |                        |           |            |                  |              |                     |                       |                    |                     |                                 |                |                    |          |              |           |                           |                     |                    |                     |                  |                   |                   |     |          |     |     |     |     |     |                  |    |    |    |    |                         |                              |                 |    |    |   |   |   |   |   |   |   |   |   |   |   |   |   |   |   |   |   |   |   |   |   |   |   |   |   |   |   |   |   |   |   |   |   |   |   |

| HONDA ODYSSEY (RL5) |        |        |        |        |        |       |       |       |       | year: 2011 →       |                        |           |            |                  |              |                     |                       |                    |                     | with and without Keyless System |                |                    |          |              |           |                           |                     |                    |                     | program №: 12662 |                   |                   |     |          |     |     |     |     |     | from: 2023-11-13 |    |    |    |    |                         |                              |                 |    |    |   |   |   |   |   |   |   |   |   |   |   |   |   |   |   |   |   |   |   |   |   |   |   |   |   |   |   |   |   |   |   |   |   |   |   |
|---------------------|--------|--------|--------|--------|--------|-------|-------|-------|-------|--------------------|------------------------|-----------|------------|------------------|--------------|---------------------|-----------------------|--------------------|---------------------|---------------------------------|----------------|--------------------|----------|--------------|-----------|---------------------------|---------------------|--------------------|---------------------|------------------|-------------------|-------------------|-----|----------|-----|-----|-----|-----|-----|------------------|----|----|----|----|-------------------------|------------------------------|-----------------|----|----|---|---|---|---|---|---|---|---|---|---|---|---|---|---|---|---|---|---|---|---|---|---|---|---|---|---|---|---|---|---|---|---|---|---|---|
| connector 8 pin     |        |        |        |        |        |       |       |       |       | connector 15 pin   |                        |           |            |                  |              |                     |                       |                    |                     | connector 10 pin                |                |                    |          |              |           |                           |                     |                    |                     |                  |                   |                   |     |          |     |     |     |     |     |                  |    |    |    |    |                         |                              |                 |    |    |   |   |   |   |   |   |   |   |   |   |   |   |   |   |   |   |   |   |   |   |   |   |   |   |   |   |   |   |   |   |   |   |   |   |   |
| CAN H               | CAN L  | CAN H  | CAN L  | CAN H  | CAN L  | CAN H | CAN L | OUT + | OUT - | OUT                | OUT                    | OUT       | OUT        | OUT              | OUT          | OUT                 | OUT                   | OUT                | OUT                 | OUT                             | IN             | IN                 | IN       | IN           | IN        | IN                        | IN                  | IN                 | IN                  | OUT              | OUT               | OUT               | OUT | OUT      | OUT | OUT | OUT | OUT | OUT | OUT              | IN | IN | IN | IN | IN                      | IN                           | IN              | IN | IN |   |   |   |   |   |   |   |   |   |   |   |   |   |   |   |   |   |   |   |   |   |   |   |   |   |   |   |   |   |   |   |   |   |   |   |
| CAN1-H              | CAN1-L | CAN2-H | CAN2-L | CAN3-H | CAN3-L |       |       |       |       | Driver door sensor | Passengers door sensor | Trunk lid | Hood sense | Original alarm++ | Arming state | Lock factory remote | Unlock factory remote | Any button pressed | Handbrake / Parking | Speed 10kmph                    | Engine running | Engine speed (RPM) | Ignition | Key inserted | Footbrake | Drivers door opening sim. | Turn off the engine | Turn on the engine | Turn signal control | Trunk release    | Opening all doors | Closing all doors | GND | PWR +12V |     |     |     |     |     |                  |    |    |    |    | Contr. of factory alarm | Contr.c.lock. when ign.is on | Comfort closure |    |    |   |   |   |   |   |   |   |   |   |   |   |   |   |   |   |   |   |   |   |   |   |   |   |   |   |   |   |   |   |   |   |   |   |   |   |
| 1                   | 2      | 3      | 4      | 5      | 6      |       |       |       |       | 1                  | 2                      | 3         | 4          | 5                | 6            | 7                   | 8                     | 9                  | 10                  | 11                              | 12             | 13                 | 14       | 15           | 1         | 2                         | 3                   | 4                  | 5                   | 6                | 7                 | 8                 | 9   | 10       |     |     |     |     |     |                  |    |    |    |    | +                       | +                            | +               | +  | +  | + | + | + | + | + | + | + | + | + | + | + | + | + | + | + | + | + | + | + | + | + | + | + | + | + | + | + | + | + | + | + | + | + | + | + |
| Attention:          |        |        |        |        |        |       |       |       |       |                    |                        |           |            |                  |              |                     |                       |                    |                     |                                 |                |                    |          |              |           |                           |                     |                    |                     |                  |                   |                   |     |          |     |     |     |     |     |                  |    |    |    |    |                         |                              |                 |    |    |   |   |   |   |   |   |   |   |   |   |   |   |   |   |   |   |   |   |   |   |   |   |   |   |   |   |   |   |   |   |   |   |   |   |   |

| HONDA ODYSSEY (RL3-4) |        |        |        |        |        |       |       |       |       | year: 2006 →       |                        |           |            |                  |              |                     |                       |                    |                     | with and without Keyless System |                |                    |          |              |           |                           |                     |                    |                     | program №: 12579 |                   |                   |     |          |     |     |     |     |     | from: 2019-01-17 |    |    |    |    |                         |                              |                 |    |    |   |   |   |   |   |   |   |   |   |   |   |   |   |   |   |   |   |   |   |   |   |   |   |   |   |   |   |   |   |   |   |   |   |   |   |
|-----------------------|--------|--------|--------|--------|--------|-------|-------|-------|-------|--------------------|------------------------|-----------|------------|------------------|--------------|---------------------|-----------------------|--------------------|---------------------|---------------------------------|----------------|--------------------|----------|--------------|-----------|---------------------------|---------------------|--------------------|---------------------|------------------|-------------------|-------------------|-----|----------|-----|-----|-----|-----|-----|------------------|----|----|----|----|-------------------------|------------------------------|-----------------|----|----|---|---|---|---|---|---|---|---|---|---|---|---|---|---|---|---|---|---|---|---|---|---|---|---|---|---|---|---|---|---|---|---|---|---|---|
| connector 8 pin       |        |        |        |        |        |       |       |       |       | connector 15 pin   |                        |           |            |                  |              |                     |                       |                    |                     | connector 10 pin                |                |                    |          |              |           |                           |                     |                    |                     |                  |                   |                   |     |          |     |     |     |     |     |                  |    |    |    |    |                         |                              |                 |    |    |   |   |   |   |   |   |   |   |   |   |   |   |   |   |   |   |   |   |   |   |   |   |   |   |   |   |   |   |   |   |   |   |   |   |   |
| CAN H                 | CAN L  | CAN H  | CAN L  | CAN H  | CAN L  | CAN H | CAN L | OUT + | OUT - | OUT                | OUT                    | OUT       | OUT        | OUT              | OUT          | OUT                 | OUT                   | OUT                | OUT                 | OUT                             | IN             | IN                 | IN       | IN           | IN        | IN                        | IN                  | IN                 | IN                  | OUT              | OUT               | OUT               | OUT | OUT      | OUT | OUT | OUT | OUT | OUT | OUT              | IN | IN | IN | IN | IN                      | IN                           | IN              | IN | IN |   |   |   |   |   |   |   |   |   |   |   |   |   |   |   |   |   |   |   |   |   |   |   |   |   |   |   |   |   |   |   |   |   |   |   |
| CAN1-H                | CAN1-L | CAN2-H | CAN2-L | CAN3-H | CAN3-L |       |       |       |       | Driver door sensor | Passengers door sensor | Trunk lid | Hood sense | Original alarm++ | Arming state | Lock factory remote | Unlock factory remote | Any button pressed | Handbrake / Parking | Speed 10kmph                    | Engine running | Engine speed (RPM) | Ignition | Key inserted | Footbrake | Drivers door opening sim. | Turn off the engine | Turn on the engine | Turn signal control | Trunk release    | Opening all doors | Closing all doors | GND | PWR +12V |     |     |     |     |     |                  |    |    |    |    | Contr. of factory alarm | Contr.c.lock. when ign.is on | Comfort closure |    |    |   |   |   |   |   |   |   |   |   |   |   |   |   |   |   |   |   |   |   |   |   |   |   |   |   |   |   |   |   |   |   |   |   |   |   |
| 1                     | 2      | 3      | 4      | 5      | 6      |       |       |       |       | 1                  | 2                      | 3         | 4          | 5                | 6            | 7                   | 8                     | 9                  | 10                  | 11                              | 12             | 13                 | 14       | 15           | 1         | 2                         | 3                   | 4                  | 5                   | 6                | 7                 | 8                 | 9   | 10       |     |     |     |     |     |                  |    |    |    |    | +                       | +                            | +               | +  | +  | + | + | + | + | + | + | + | + | + | + | + | + | + | + | + | + | + | + | + | + | + | + | + | + | + | + | + | + | + | + | + | + | + | + | + |
| Attention:            |        |        |        |        |        |       |       |       |       |                    |                        |           |            |                  |              |                     |                       |                    |                     |                                 |                |                    |          |              |           |                           |                     |                    |                     |                  |                   |                   |     |          |     |     |     |     |     |                  |    |    |    |    |                         |                              |                 |    |    |   |   |   |   |   |   |   |   |   |   |   |   |   |   |   |   |   |   |   |   |   |   |   |   |   |   |   |   |   |   |   |   |   |   |   |

**HONDA PILOT (Keyless)**

year: 2019 →

with Keyless System

program No: 13999

from: 2023-11-13

| connector 8 pin |        |        |        |        |        |                           |                         | connector 15 pin   |                        |           |            |                  |              |                     |                       |                    |                     |              |                |                    |          |              | connector 10 pin |                           |                     |                    |                     |               |                   |                   |     |          |                         |                             |                 |    |    |    |   |
|-----------------|--------|--------|--------|--------|--------|---------------------------|-------------------------|--------------------|------------------------|-----------|------------|------------------|--------------|---------------------|-----------------------|--------------------|---------------------|--------------|----------------|--------------------|----------|--------------|------------------|---------------------------|---------------------|--------------------|---------------------|---------------|-------------------|-------------------|-----|----------|-------------------------|-----------------------------|-----------------|----|----|----|---|
| CAN H           | CAN L  | CAN H  | CAN L  | CAN H  | CAN L  | OUT +                     | OUT -                   | OUT                | OUT                    | OUT       | OUT        | OUT              | OUT          | OUT                 | OUT                   | OUT                | OUT                 | OUT          | OUT            | OUT                | OUT      | OUT          | OUT              | OUT                       | OUT                 | OUT                | OUT                 | IN            | IN                | IN                | IN  | IN       | IN                      | IN                          | IN              | IN | IN | IN |   |
| CAN1-H          | CAN1-L | CAN2-H | CAN2-L | CAN3-H | CAN3-L | Alternative blink control | Alt. contr. centr. lock | Driver door sensor | Passengers door sensor | Trunk lid | Hood sense | Original alarm++ | Arming state | Lock factory remote | Unlock factory remote | Any button pressed | Handbrake / Parking | Speed 10kmph | Engine running | Engine speed (RPM) | Ignition | Key inserted | Footbrake        | Drivers door opening sim. | Turn off the engine | Turn on the engine | Turn signal control | Trunk release | Opening all doors | Closing all doors | GND | PWR +12V | Contr. of factory alarm | Contr.c.lock when ign.is on | Comfort closure |    |    |    |   |
| 1               | 2      | 3      | 4      | 5      | 6      | 7                         | 8                       | 1                  | 2                      | 3         | 4          | 5                | 6            | 7                   | 8                     | 9                  | 10                  | 11           | 12             | 13                 | 14       | 15           | 1                | 2                         | 3                   | 4                  | 5                   | 6             | 7                 | 8                 | 9   | 10       |                         |                             |                 |    |    |    |   |
| +               | +      | +      | +      | +      | +      | +                         | +                       | +                  | +                      | +         | +          | +                | +            | +                   | +                     | +                  | +                   | +            | +              | +                  | +        | +            | +                | +                         | +                   | +                  | +                   | +             | +                 | +                 | +   | +        | +                       | +                           | +               | +  | +  | +  | + |

Attention:

Switches

**HONDA PILOT (Keyless)**

year: 2016 →

with Keyless System

program No: 11962

from: 2023-11-13

| connector 8 pin |        |        |        |        |        |                           |                         | connector 15 pin   |                        |           |            |                  |              |                     |                       |                    |                     |              |                |                    |          |              | connector 10 pin |                           |                     |                    |                     |               |                   |                   |     |          |                         |                             |                 |    |    |    |   |   |
|-----------------|--------|--------|--------|--------|--------|---------------------------|-------------------------|--------------------|------------------------|-----------|------------|------------------|--------------|---------------------|-----------------------|--------------------|---------------------|--------------|----------------|--------------------|----------|--------------|------------------|---------------------------|---------------------|--------------------|---------------------|---------------|-------------------|-------------------|-----|----------|-------------------------|-----------------------------|-----------------|----|----|----|---|---|
| CAN H           | CAN L  | CAN H  | CAN L  | CAN H  | CAN L  | OUT +                     | OUT -                   | OUT                | OUT                    | OUT       | OUT        | OUT              | OUT          | OUT                 | OUT                   | OUT                | OUT                 | OUT          | OUT            | OUT                | OUT      | OUT          | OUT              | OUT                       | OUT                 | OUT                | OUT                 | IN            | IN                | IN                | IN  | IN       | IN                      | IN                          | IN              | IN | IN | IN |   |   |
| CAN1-H          | CAN1-L | CAN2-H | CAN2-L | CAN3-H | CAN3-L | Alternative blink control | Alt. contr. centr. lock | Driver door sensor | Passengers door sensor | Trunk lid | Hood sense | Original alarm++ | Arming state | Lock factory remote | Unlock factory remote | Any button pressed | Handbrake / Parking | Speed 10kmph | Engine running | Engine speed (RPM) | Ignition | Key inserted | Footbrake        | Drivers door opening sim. | Turn off the engine | Turn on the engine | Turn signal control | Trunk release | Opening all doors | Closing all doors | GND | PWR +12V | Contr. of factory alarm | Contr.c.lock when ign.is on | Comfort closure |    |    |    |   |   |
| 1               | 2      | 3      | 4      | 5      | 6      | 7                         | 8                       | 1                  | 2                      | 3         | 4          | 5                | 6            | 7                   | 8                     | 9                  | 10                  | 11           | 12             | 13                 | 14       | 15           | 1                | 2                         | 3                   | 4                  | 5                   | 6             | 7                 | 8                 | 9   | 10       |                         |                             |                 |    |    |    |   |   |
| +               | +      | +      | +      | +      | +      | +                         | +                       | +                  | +                      | +         | +          | +                | +            | +                   | +                     | +                  | +                   | +            | +              | +                  | +        | +            | +                | +                         | +                   | +                  | +                   | +             | +                 | +                 | +   | +        | +                       | +                           | +               | +  | +  | +  | + | + |

Attention:

Switches

**HONDA PILOT**

year: 2012 →

program No: 11189

from: 2023-08-21

| connector 8 pin |        |        |        |        |        |                           |                         | connector 15 pin   |                        |           |            |                  |              |                     |                       |                    |                     |              |                |                    |          |              | connector 10 pin |                           |                     |                    |                     |               |                   |                   |     |          |                         |                             |                 |    |    |    |   |   |
|-----------------|--------|--------|--------|--------|--------|---------------------------|-------------------------|--------------------|------------------------|-----------|------------|------------------|--------------|---------------------|-----------------------|--------------------|---------------------|--------------|----------------|--------------------|----------|--------------|------------------|---------------------------|---------------------|--------------------|---------------------|---------------|-------------------|-------------------|-----|----------|-------------------------|-----------------------------|-----------------|----|----|----|---|---|
| CAN H           | CAN L  | CAN H  | CAN L  | CAN H  | CAN L  | OUT +                     | OUT -                   | OUT                | OUT                    | OUT       | OUT        | OUT              | OUT          | OUT                 | OUT                   | OUT                | OUT                 | OUT          | OUT            | OUT                | OUT      | OUT          | OUT              | OUT                       | OUT                 | OUT                | OUT                 | IN            | IN                | IN                | IN  | IN       | IN                      | IN                          | IN              | IN | IN | IN |   |   |
| CAN1-H          | CAN1-L | CAN2-H | CAN2-L | CAN3-H | CAN3-L | Alternative blink control | Alt. contr. centr. lock | Driver door sensor | Passengers door sensor | Trunk lid | Hood sense | Original alarm++ | Arming state | Lock factory remote | Unlock factory remote | Any button pressed | Handbrake / Parking | Speed 10kmph | Engine running | Engine speed (RPM) | Ignition | Key inserted | Footbrake        | Drivers door opening sim. | Turn off the engine | Turn on the engine | Turn signal control | Trunk release | Opening all doors | Closing all doors | GND | PWR +12V | Contr. of factory alarm | Contr.c.lock when ign.is on | Comfort closure |    |    |    |   |   |
| 1               | 2      | 3      | 4      | 5      | 6      | 7                         | 8                       | 1                  | 2                      | 3         | 4          | 5                | 6            | 7                   | 8                     | 9                  | 10                  | 11           | 12             | 13                 | 14       | 15           | 1                | 2                         | 3                   | 4                  | 5                   | 6             | 7                 | 8                 | 9   | 10       |                         |                             |                 |    |    |    |   |   |
| +               | +      | +      | +      | +      | +      | +                         | +                       | +                  | +                      | +         | +          | +                | +            | +                   | +                     | +                  | +                   | +            | +              | +                  | +        | +            | +                | +                         | +                   | +                  | +                   | +             | +                 | +                 | +   | +        | +                       | +                           | +               | +  | +  | +  | + | + |

Attention:

Switches

**HONDA PILOT**

year: 2009 →

program No: 11189

from: 2023-08-21

| connector 8 pin |        |        |        |        |        |                           |                         | connector 15 pin   |                        |           |            |                  |              |                     |                       |                    |                     |              |                |                    |          |              | connector 10 pin |                           |                     |                    |                     |               |                   |                   |     |          |                         |                             |                 |    |    |    |   |   |
|-----------------|--------|--------|--------|--------|--------|---------------------------|-------------------------|--------------------|------------------------|-----------|------------|------------------|--------------|---------------------|-----------------------|--------------------|---------------------|--------------|----------------|--------------------|----------|--------------|------------------|---------------------------|---------------------|--------------------|---------------------|---------------|-------------------|-------------------|-----|----------|-------------------------|-----------------------------|-----------------|----|----|----|---|---|
| CAN H           | CAN L  | CAN H  | CAN L  | CAN H  | CAN L  | OUT +                     | OUT -                   | OUT                | OUT                    | OUT       | OUT        | OUT              | OUT          | OUT                 | OUT                   | OUT                | OUT                 | OUT          | OUT            | OUT                | OUT      | OUT          | OUT              | OUT                       | OUT                 | OUT                | OUT                 | IN            | IN                | IN                | IN  | IN       | IN                      | IN                          | IN              | IN | IN | IN |   |   |
| CAN1-H          | CAN1-L | CAN2-H | CAN2-L | CAN3-H | CAN3-L | Alternative blink control | Alt. contr. centr. lock | Driver door sensor | Passengers door sensor | Trunk lid | Hood sense | Original alarm++ | Arming state | Lock factory remote | Unlock factory remote | Any button pressed | Handbrake / Parking | Speed 10kmph | Engine running | Engine speed (RPM) | Ignition | Key inserted | Footbrake        | Drivers door opening sim. | Turn off the engine | Turn on the engine | Turn signal control | Trunk release | Opening all doors | Closing all doors | GND | PWR +12V | Contr. of factory alarm | Contr.c.lock when ign.is on | Comfort closure |    |    |    |   |   |
| 1               | 2      | 3      | 4      | 5      | 6      | 7                         | 8                       | 1                  | 2                      | 3         | 4          | 5                | 6            | 7                   | 8                     | 9                  | 10                  | 11           | 12             | 13                 | 14       | 15           | 1                | 2                         | 3                   | 4                  | 5                   | 6             | 7                 | 8                 | 9   | 10       |                         |                             |                 |    |    |    |   |   |
| +               | +      | +      | +      | +      | +      | +                         | +                       | +                  | +                      | +         | +          | +                | +            | +                   | +                     | +                  | +                   | +            | +              | +                  | +        | +            | +                | +                         | +                   | +                  | +                   | +             | +                 | +                 | +   | +        | +                       | +                           | +               | +  | +  | +  | + | + |

Attention:

Switches

**HONDA RIDGELINE (Keyless)**

year: 2021 →

with Keyless System

program No: 13998

from: 2023-11-13

| connector 8 pin |        |        |        |        |        |                           |                         | connector 15 pin   |                        |           |            |                  |              |                     |                       |                    |                     |              |                |                    |          |              | connector 10 pin |                           |                     |                    |                     |               |                   |                   |     |          |                         |                             |                 |    |    |    |   |   |
|-----------------|--------|--------|--------|--------|--------|---------------------------|-------------------------|--------------------|------------------------|-----------|------------|------------------|--------------|---------------------|-----------------------|--------------------|---------------------|--------------|----------------|--------------------|----------|--------------|------------------|---------------------------|---------------------|--------------------|---------------------|---------------|-------------------|-------------------|-----|----------|-------------------------|-----------------------------|-----------------|----|----|----|---|---|
| CAN H           | CAN L  | CAN H  | CAN L  | CAN H  | CAN L  | OUT +                     | OUT -                   | OUT                | OUT                    | OUT       | OUT        | OUT              | OUT          | OUT                 | OUT                   | OUT                | OUT                 | OUT          | OUT            | OUT                | OUT      | OUT          | OUT              | OUT                       | OUT                 | OUT                | OUT                 | IN            | IN                | IN                | IN  | IN       | IN                      | IN                          | IN              | IN | IN | IN |   |   |
| CAN1-H          | CAN1-L | CAN2-H | CAN2-L | CAN3-H | CAN3-L | Alternative blink control | Alt. contr. centr. lock | Driver door sensor | Passengers door sensor | Trunk lid | Hood sense | Original alarm++ | Arming state | Lock factory remote | Unlock factory remote | Any button pressed | Handbrake / Parking | Speed 10kmph | Engine running | Engine speed (RPM) | Ignition | Key inserted | Footbrake        | Drivers door opening sim. | Turn off the engine | Turn on the engine | Turn signal control | Trunk release | Opening all doors | Closing all doors | GND | PWR +12V | Contr. of factory alarm | Contr.c.lock when ign.is on | Comfort closure |    |    |    |   |   |
| 1               | 2      | 3      | 4      | 5      | 6      | 7                         | 8                       | 1                  | 2                      | 3         | 4          | 5                | 6            | 7                   | 8                     | 9                  | 10                  | 11           | 12             | 13                 | 14       | 15           | 1                | 2                         | 3                   | 4                  | 5                   | 6             | 7                 | 8                 | 9   | 10       |                         |                             |                 |    |    |    |   |   |
| +               | +      | +      | +      | +      | +      | +                         | +                       | +                  | +                      | +         | +          | +                | +            | +                   | +                     | +                  | +                   | +            | +              | +                  | +        | +            | +                | +                         | +                   | +                  | +                   | +             | +                 | +                 | +   | +        | +                       | +                           | +               | +  | +  | +  | + | + |

Attention:

Switches

| HONDA RIDGELINE (Keyless) |        |        |        |        |        |       |                           | year: 2017 →            | with Keyless System | program №: 13225       | from: 2023-11-13 |            |                  |              |                     |                       |                    |                     |              |                |                    |          |              |           |                           |                     |                    |                     |               |                   |                   |     |          |                         |                             |                 |
|---------------------------|--------|--------|--------|--------|--------|-------|---------------------------|-------------------------|---------------------|------------------------|------------------|------------|------------------|--------------|---------------------|-----------------------|--------------------|---------------------|--------------|----------------|--------------------|----------|--------------|-----------|---------------------------|---------------------|--------------------|---------------------|---------------|-------------------|-------------------|-----|----------|-------------------------|-----------------------------|-----------------|
| connector 8 pin           |        |        |        |        |        |       |                           | connector 15 pin        |                     |                        |                  |            |                  |              | connector 10 pin    |                       |                    |                     |              |                |                    |          |              |           |                           |                     |                    |                     |               |                   |                   |     |          |                         |                             |                 |
| CAN H                     | CAN L  | CAN H  | CAN L  | CAN H  | CAN L  | OUT + | OUT -                     | OUT                     | OUT                 | OUT                    | OUT              | OUT        | OUT              | OUT          | OUT                 | OUT                   | OUT                | OUT                 | IN           | IN             | IN                 | IN       | IN           | IN        |                           |                     |                    |                     |               |                   |                   |     |          |                         |                             |                 |
| CAN1-H                    | CAN1-L | CAN2-H | CAN2-L | CAN3-H | CAN3-L | -     | Alternative blink control | Alt. contr. centr. lock | Driver door sensor  | Passengers door sensor | Trunk lid        | Hood sense | Original alarm++ | Arming state | Lock factory remote | Unlock factory remote | Any button pressed | Handbrake / Parking | Speed 10kmph | Engine running | Engine speed (RPM) | Ignition | Key inserted | Footbrake | Drivers door opening sim. | Turn off the engine | Turn on the engine | Turn signal control | Trunk release | Opening all doors | Closing all doors | GND | PWR +12V | Contr. of factory alarm | Contr.c.lock when ign.is on | Comfort closure |
| 1                         | 2      | 3      | 4      | 5      | 6      | 7     | 8                         | 1                       | 2                   | 3                      | 4                | 5          | 6                | 7            | 8                   | 9                     | 10                 | 11                  | 12           | 13             | 14                 | 15       | 1            | 2         | 3                         | 4                   | 5                  | 6                   | 7             | 8                 | 9                 | 10  | +        | +                       | +                           | +               |
| +                         | +      | +      | +      | +      | +      | +     | +                         | +                       | +                   | +                      | +                | +          | +                | +            | +                   | +                     | +                  | +                   | +            | +              | +                  | +        | +            | +         | +                         | +                   | +                  | +                   | +             | +                 | +                 | +   | +        | +                       | +                           | +               |

Attention:

| HONDA ZR-V (RZ) (Hybrid) |        |        |        |        |        |       |                           | year: 2023 →            | with and without Keyless System | program №: 14831       | from: 2023-10-13 |            |                  |              |                     |                       |                    |                     |              |                |                    |          |              |           |                           |                     |                    |                     |               |                   |                   |     |          |                         |                             |                 |    |   |
|--------------------------|--------|--------|--------|--------|--------|-------|---------------------------|-------------------------|---------------------------------|------------------------|------------------|------------|------------------|--------------|---------------------|-----------------------|--------------------|---------------------|--------------|----------------|--------------------|----------|--------------|-----------|---------------------------|---------------------|--------------------|---------------------|---------------|-------------------|-------------------|-----|----------|-------------------------|-----------------------------|-----------------|----|---|
| connector 8 pin          |        |        |        |        |        |       |                           | connector 15 pin        |                                 |                        |                  |            |                  |              | connector 10 pin    |                       |                    |                     |              |                |                    |          |              |           |                           |                     |                    |                     |               |                   |                   |     |          |                         |                             |                 |    |   |
| CAN H                    | CAN L  | CAN H  | CAN L  | CAN H  | CAN L  | OUT + | OUT -                     | OUT                     | OUT                             | OUT                    | OUT              | OUT        | OUT              | OUT          | OUT                 | OUT                   | OUT                | OUT                 | OUT          | OUT            | OUT                | OUT      | OUT          | OUT       | IN                        | IN                  | IN                 | IN                  | IN            | IN                | IN                | IN  | IN       | IN                      | IN                          | IN              | IN |   |
| CAN1-H                   | CAN1-L | CAN2-H | CAN2-L | CAN3-H | CAN3-L | -     | Alternative blink control | Alt. contr. centr. lock | Driver door sensor              | Passengers door sensor | Trunk lid        | Hood sense | Original alarm++ | Arming state | Lock factory remote | Unlock factory remote | Any button pressed | Handbrake / Parking | Speed 10kmph | Engine running | Engine speed (RPM) | Ignition | Key inserted | Footbrake | Drivers door opening sim. | Turn off the engine | Turn on the engine | Turn signal control | Trunk release | Opening all doors | Closing all doors | GND | PWR +12V | Contr. of factory alarm | Contr.c.lock when ign.is on | Comfort closure |    |   |
| 1                        | 2      | 3      | 4      | 5      | 6      | 7     | 8                         | 1                       | 2                               | 3                      | 4                | 5          | 6                | 7            | 8                   | 9                     | 10                 | 11                  | 12           | 13             | 14                 | 15       | 1            | 2         | 3                         | 4                   | 5                  | 6                   | 7             | 8                 | 9                 | 10  | +        | +                       | +                           | +               | +  |   |
| +                        | +      | +      | +      | +      | +      | +     | +                         | +                       | +                               | +                      | +                | +          | +                | +            | +                   | +                     | +                  | +                   | +            | +              | +                  | +        | +            | +         | +                         | +                   | +                  | +                   | +             | +                 | +                 | +   | +        | +                       | +                           | +               | +  | + |

Attention:

| HUMMER H2       |        |        |        |        |        |       |                           | year: 2008 →            | with and without Keyless System | program №: 11198       | from: 2017-09-01 |            |                  |              |                     |                       |                    |                     |              |                |                    |          |              |           |                           |                     |                    |                     |               |                   |                   |     |          |                         |                             |                 |    |    |
|-----------------|--------|--------|--------|--------|--------|-------|---------------------------|-------------------------|---------------------------------|------------------------|------------------|------------|------------------|--------------|---------------------|-----------------------|--------------------|---------------------|--------------|----------------|--------------------|----------|--------------|-----------|---------------------------|---------------------|--------------------|---------------------|---------------|-------------------|-------------------|-----|----------|-------------------------|-----------------------------|-----------------|----|----|
| connector 8 pin |        |        |        |        |        |       |                           | connector 15 pin        |                                 |                        |                  |            |                  |              | connector 10 pin    |                       |                    |                     |              |                |                    |          |              |           |                           |                     |                    |                     |               |                   |                   |     |          |                         |                             |                 |    |    |
| CAN H           | CAN L  | CAN H  | CAN L  | CAN H  | CAN L  | OUT + | OUT -                     | OUT                     | OUT                             | OUT                    | OUT              | OUT        | OUT              | OUT          | OUT                 | OUT                   | OUT                | OUT                 | OUT          | OUT            | OUT                | OUT      | OUT          | OUT       | IN                        | IN                  | IN                 | IN                  | IN            | IN                | IN                | IN  | IN       | IN                      | IN                          | IN              | IN | IN |
| CAN1-H          | CAN1-L | CAN2-H | CAN2-L | CAN3-H | CAN3-L | -     | Alternative blink control | Alt. contr. centr. lock | Driver door sensor              | Passengers door sensor | Trunk lid        | Hood sense | Original alarm++ | Arming state | Lock factory remote | Unlock factory remote | Any button pressed | Handbrake / Parking | Speed 10kmph | Engine running | Engine speed (RPM) | Ignition | Key inserted | Footbrake | Drivers door opening sim. | Turn off the engine | Turn on the engine | Turn signal control | Trunk release | Opening all doors | Closing all doors | GND | PWR +12V | Contr. of factory alarm | Contr.c.lock when ign.is on | Comfort closure |    |    |
| 1               | 2      | 3      | 4      | 5      | 6      | 7     | 8                         | 1                       | 2                               | 3                      | 4                | 5          | 6                | 7            | 8                   | 9                     | 10                 | 11                  | 12           | 13             | 14                 | 15       | 1            | 2         | 3                         | 4                   | 5                  | 6                   | 7             | 8                 | 9                 | 10  | +        | +                       | +                           | +               | +  |    |
| +               | +      | +      | +      | +      | +      | +     | +                         | +                       | +                               | +                      | +                | +          | +                | +            | +                   | +                     | +                  | +                   | +            | +              | +                  | +        | +            | +         | +                         | +                   | +                  | +                   | +             | +                 | +                 | +   | +        | +                       | +                           | +               | +  | +  |

Attention:

| HYUNDAI ACCENT  |        |        |        |        |        |       |                           | year: 2024 →            | with and without Keyless System | program №: 15192       | from: 2024-02-20 |            |                  |              |                     |                       |                    |                     |              |                |                    |          |              |           |                           |                     |                    |                     |               |                   |                   |     |          |                         |                             |                 |    |    |
|-----------------|--------|--------|--------|--------|--------|-------|---------------------------|-------------------------|---------------------------------|------------------------|------------------|------------|------------------|--------------|---------------------|-----------------------|--------------------|---------------------|--------------|----------------|--------------------|----------|--------------|-----------|---------------------------|---------------------|--------------------|---------------------|---------------|-------------------|-------------------|-----|----------|-------------------------|-----------------------------|-----------------|----|----|
| connector 8 pin |        |        |        |        |        |       |                           | connector 15 pin        |                                 |                        |                  |            |                  |              | connector 10 pin    |                       |                    |                     |              |                |                    |          |              |           |                           |                     |                    |                     |               |                   |                   |     |          |                         |                             |                 |    |    |
| CAN H           | CAN L  | CAN H  | CAN L  | CAN H  | CAN L  | OUT + | OUT -                     | OUT                     | OUT                             | OUT                    | OUT              | OUT        | OUT              | OUT          | OUT                 | OUT                   | OUT                | OUT                 | OUT          | OUT            | OUT                | OUT      | OUT          | OUT       | IN                        | IN                  | IN                 | IN                  | IN            | IN                | IN                | IN  | IN       | IN                      | IN                          | IN              | IN | IN |
| CAN1-H          | CAN1-L | CAN2-H | CAN2-L | CAN3-H | CAN3-L | -     | Alternative blink control | Alt. contr. centr. lock | Driver door sensor              | Passengers door sensor | Trunk lid        | Hood sense | Original alarm++ | Arming state | Lock factory remote | Unlock factory remote | Any button pressed | Handbrake / Parking | Speed 10kmph | Engine running | Engine speed (RPM) | Ignition | Key inserted | Footbrake | Drivers door opening sim. | Turn off the engine | Turn on the engine | Turn signal control | Trunk release | Opening all doors | Closing all doors | GND | PWR +12V | Contr. of factory alarm | Contr.c.lock when ign.is on | Comfort closure |    |    |
| 1               | 2      | 3      | 4      | 5      | 6      | 7     | 8                         | 1                       | 2                               | 3                      | 4                | 5          | 6                | 7            | 8                   | 9                     | 10                 | 11                  | 12           | 13             | 14                 | 15       | 1            | 2         | 3                         | 4                   | 5                  | 6                   | 7             | 8                 | 9                 | 10  | +        | +                       | +                           | +               | +  |    |
| +               | +      | +      | +      | +      | +      | +     | +                         | +                       | +                               | +                      | +                | +          | +                | +            | +                   | +                     | +                  | +                   | +            | +              | +                  | +        | +            | +         | +                         | +                   | +                  | +                   | +             | +                 | +                 | +   | +        | +                       | +                           | +               | +  | +  |

Attention:

| HYUNDAI ACCENT  |        |        |        |        |        |       |                           | year: 2021 →            | with and without Keyless System | program №: 13982       | from: 2022-01-11 |            |                  |              |                     |                       |                    |                     |              |                |                    |          |              |           |                           |                     |                    |                     |               |                   |                   |     |          |                         |                             |                 |    |    |
|-----------------|--------|--------|--------|--------|--------|-------|---------------------------|-------------------------|---------------------------------|------------------------|------------------|------------|------------------|--------------|---------------------|-----------------------|--------------------|---------------------|--------------|----------------|--------------------|----------|--------------|-----------|---------------------------|---------------------|--------------------|---------------------|---------------|-------------------|-------------------|-----|----------|-------------------------|-----------------------------|-----------------|----|----|
| connector 8 pin |        |        |        |        |        |       |                           | connector 15 pin        |                                 |                        |                  |            |                  |              | connector 10 pin    |                       |                    |                     |              |                |                    |          |              |           |                           |                     |                    |                     |               |                   |                   |     |          |                         |                             |                 |    |    |
| CAN H           | CAN L  | CAN H  | CAN L  | CAN H  | CAN L  | OUT + | OUT -                     | OUT                     | OUT                             | OUT                    | OUT              | OUT        | OUT              | OUT          | OUT                 | OUT                   | OUT                | OUT                 | OUT          | OUT            | OUT                | OUT      | OUT          | OUT       | IN                        | IN                  | IN                 | IN                  | IN            | IN                | IN                | IN  | IN       | IN                      | IN                          | IN              | IN | IN |
| CAN1-H          | CAN1-L | CAN2-H | CAN2-L | CAN3-H | CAN3-L | -     | Alternative blink control | Alt. contr. centr. lock | Driver door sensor              | Passengers door sensor | Trunk lid        | Hood sense | Original alarm++ | Arming state | Lock factory remote | Unlock factory remote | Any button pressed | Handbrake / Parking | Speed 10kmph | Engine running | Engine speed (RPM) | Ignition | Key inserted | Footbrake | Drivers door opening sim. | Turn off the engine | Turn on the engine | Turn signal control | Trunk release | Opening all doors | Closing all doors | GND | PWR +12V | Contr. of factory alarm | Contr.c.lock when ign.is on | Comfort closure |    |    |
| 1               | 2      | 3      | 4      | 5      | 6      | 7     | 8                         | 1                       | 2                               | 3                      | 4                | 5          | 6                | 7            | 8                   | 9                     | 10                 | 11                  | 12           | 13             | 14                 | 15       | 1            | 2         | 3                         | 4                   | 5                  | 6                   | 7             | 8                 | 9                 | 10  | +        | +                       | +                           | +               | +  |    |
| +               | +      | +      | +      | +      | +      | +     | +                         | +                       | +                               | +                      | +                | +          | +                | +            | +                   | +                     | +                  | +                   | +            | +              | +                  | +        | +            | +         | +                         | +                   | +                  | +                   | +             | +                 | +                 | +   | +        | +                       | +                           | +               | +  | +  |

Attention:



| HYUNDAI ACCENT (RB) |        |        |        |        |        |       |       |       |       |       |       | year: 2011 →       |                        |           |            |                  |              |                     |                       |                    |                     |              |                | program N° 13677   |          |              |           |                           |                     |                    |                     |               |                   |                   |     | from: 2021-06-07 |    |    |    |    |    |    |    |    |    |    |    |  |  |  |  |  |                         |                              |                 |  |  |  |  |
|---------------------|--------|--------|--------|--------|--------|-------|-------|-------|-------|-------|-------|--------------------|------------------------|-----------|------------|------------------|--------------|---------------------|-----------------------|--------------------|---------------------|--------------|----------------|--------------------|----------|--------------|-----------|---------------------------|---------------------|--------------------|---------------------|---------------|-------------------|-------------------|-----|------------------|----|----|----|----|----|----|----|----|----|----|----|--|--|--|--|--|-------------------------|------------------------------|-----------------|--|--|--|--|
| connector 8 pin     |        |        |        |        |        |       |       |       |       |       |       | connector 15 pin   |                        |           |            |                  |              |                     |                       |                    |                     |              |                | connector 10 pin   |          |              |           |                           |                     |                    |                     |               |                   |                   |     |                  |    |    |    |    |    |    |    |    |    |    |    |  |  |  |  |  |                         |                              |                 |  |  |  |  |
| CAN H               | CAN L  | CAN H  | CAN L  | CAN H  | CAN L  | CAN H | CAN L | OUT + | OUT - | OUT + | OUT - | OUT                | OUT                    | OUT       | OUT        | OUT              | OUT          | OUT                 | OUT                   | OUT                | OUT                 | OUT          | OUT            | OUT                | OUT      | OUT          | OUT       | OUT                       | OUT                 | OUT                | OUT +               | IN            | IN                | IN                | IN  | IN               | IN | IN | IN | IN | IN | IN | IN | IN | IN | IN | IN |  |  |  |  |  |                         |                              |                 |  |  |  |  |
| CAN1-H              | CAN1-L | CAN2-H | CAN2-L | CAN3-H | CAN3-L | -     | -     | -     | -     | -     | -     | Driver door sensor | Passengers door sensor | Trunk lid | Hood sense | Original alarm++ | Arming state | Lock factory remote | Unlock factory remote | Any button pressed | Handbrake / Parking | Speed 10kmph | Engine running | Engine speed (RPM) | Ignition | Key inserted | Footbrake | Drivers door opening sim. | Turn off the engine | Turn on the engine | Turn signal control | Trunk release | Opening all doors | Closing all doors | GND | PWR +12V         |    |    |    |    |    |    |    |    |    |    |    |  |  |  |  |  | Contr. of factory alarm | Contr.c.lock. when ign.is on | Comfort closure |  |  |  |  |
| 1                   | 2      | 3      | 4      | 5      | 6      | 7     | 8     |       |       |       |       | 1                  | 2                      | 3         | 4          | 5                | 6            | 7                   | 8                     | 9                  | 10                  | 11           | 12             | 13                 | 14       | 15           | 1         | 2                         | 3                   | 4                  | 5                   | 6             | 7                 | 8                 | 9   | 10               |    |    |    |    |    |    |    |    |    |    |    |  |  |  |  |  |                         |                              |                 |  |  |  |  |
| +                   | +      | +      | +      | +      | +      | +     | +     |       |       |       |       | +                  | +                      | +         | +          | +                | +            | +                   | +                     | +                  | +                   | +            | +              | +                  | +        | +            | +         | +                         | +                   | +                  | +                   | +             | +                 | +                 | +   | +                |    |    |    |    |    |    |    |    |    |    |    |  |  |  |  |  |                         |                              |                 |  |  |  |  |

Attention:

| HYUNDAI ATOS    |        |        |        |        |        |       |       |       |       |       |       | year: 2019 →       |                        |           |            |                  |              |                     |                       |                    |                     |              |                | without Keyless System |          |              |           |                           |                     |                    |                     |               |                   |                   |     | program N° 13916 |    |    |    |    |    |    |    |    |    |    |    | from: 2021-11-24 |    |  |  |  |  |  |  |  |  |  |  |  |  |  |
|-----------------|--------|--------|--------|--------|--------|-------|-------|-------|-------|-------|-------|--------------------|------------------------|-----------|------------|------------------|--------------|---------------------|-----------------------|--------------------|---------------------|--------------|----------------|------------------------|----------|--------------|-----------|---------------------------|---------------------|--------------------|---------------------|---------------|-------------------|-------------------|-----|------------------|----|----|----|----|----|----|----|----|----|----|----|------------------|----|--|--|--|--|--|--|--|--|--|--|--|--|--|
| connector 8 pin |        |        |        |        |        |       |       |       |       |       |       | connector 15 pin   |                        |           |            |                  |              |                     |                       |                    |                     |              |                | connector 10 pin       |          |              |           |                           |                     |                    |                     |               |                   |                   |     |                  |    |    |    |    |    |    |    |    |    |    |    |                  |    |  |  |  |  |  |  |  |  |  |  |  |  |  |
| CAN H           | CAN L  | CAN H  | CAN L  | CAN H  | CAN L  | CAN H | CAN L | OUT + | OUT - | OUT + | OUT - | OUT                | OUT                    | OUT       | OUT        | OUT              | OUT          | OUT                 | OUT                   | OUT                | OUT                 | OUT          | OUT            | OUT                    | OUT      | OUT          | OUT       | OUT                       | OUT                 | OUT                | OUT                 | OUT           | OUT +             | IN                | IN  | IN               | IN | IN | IN | IN | IN | IN | IN | IN | IN | IN | IN | IN               | IN |  |  |  |  |  |  |  |  |  |  |  |  |  |
| CAN1-H          | CAN1-L | CAN2-H | CAN2-L | CAN3-H | CAN3-L | -     | -     | -     | -     | -     | -     | Driver door sensor | Passengers door sensor | Trunk lid | Hood sense | Original alarm++ | Arming state | Lock factory remote | Unlock factory remote | Any button pressed | Handbrake / Parking | Speed 10kmph | Engine running | Engine speed (RPM)     | Ignition | Key inserted | Footbrake | Drivers door opening sim. | Turn off the engine | Turn on the engine | Turn signal control | Trunk release | Opening all doors | Closing all doors | GND | PWR +12V         |    |    |    |    |    |    |    |    |    |    |    |                  |    |  |  |  |  |  |  |  |  |  |  |  |  |  |
| 1               | 2      | 3      | 4      | 5      | 6      | 7     | 8     |       |       |       |       | 1                  | 2                      | 3         | 4          | 5                | 6            | 7                   | 8                     | 9                  | 10                  | 11           | 12             | 13                     | 14       | 15           | 1         | 2                         | 3                   | 4                  | 5                   | 6             | 7                 | 8                 | 9   | 10               |    |    |    |    |    |    |    |    |    |    |    |                  |    |  |  |  |  |  |  |  |  |  |  |  |  |  |
| +               | +      | +      | +      | +      | +      | +     | +     |       |       |       |       | +                  | +                      | +         | +          | +                | +            | +                   | +                     | +                  | +                   | +            | +              | +                      | +        | +            | +         | +                         | +                   | +                  | +                   | +             | +                 | +                 | +   |                  |    |    |    |    |    |    |    |    |    |    |    |                  |    |  |  |  |  |  |  |  |  |  |  |  |  |  |

Attention:

| HYUNDAI BAYON   |        |        |        |        |        |       |       |       |       |       |       | year: 2022 →       |                        |           |            |                  |              |                     |                       |                    |                     |              |                | with and without Keyless System |          |              |           |                           |                     |                    |                     |               |                   |                   |     | program N° 13734 |    |    |    |    |    |    |    |    |    |    |    | from: 2022-11-28 |    |  |  |  |  |  |  |  |  |  |  |  |  |  |  |  |
|-----------------|--------|--------|--------|--------|--------|-------|-------|-------|-------|-------|-------|--------------------|------------------------|-----------|------------|------------------|--------------|---------------------|-----------------------|--------------------|---------------------|--------------|----------------|---------------------------------|----------|--------------|-----------|---------------------------|---------------------|--------------------|---------------------|---------------|-------------------|-------------------|-----|------------------|----|----|----|----|----|----|----|----|----|----|----|------------------|----|--|--|--|--|--|--|--|--|--|--|--|--|--|--|--|
| connector 8 pin |        |        |        |        |        |       |       |       |       |       |       | connector 15 pin   |                        |           |            |                  |              |                     |                       |                    |                     |              |                | connector 10 pin                |          |              |           |                           |                     |                    |                     |               |                   |                   |     |                  |    |    |    |    |    |    |    |    |    |    |    |                  |    |  |  |  |  |  |  |  |  |  |  |  |  |  |  |  |
| CAN H           | CAN L  | CAN H  | CAN L  | CAN H  | CAN L  | CAN H | CAN L | OUT + | OUT - | OUT + | OUT - | OUT                | OUT                    | OUT       | OUT        | OUT              | OUT          | OUT                 | OUT                   | OUT                | OUT                 | OUT          | OUT            | OUT                             | OUT      | OUT          | OUT       | OUT                       | OUT                 | OUT                | OUT                 | OUT           | OUT +             | IN                | IN  | IN               | IN | IN | IN | IN | IN | IN | IN | IN | IN | IN | IN | IN               | IN |  |  |  |  |  |  |  |  |  |  |  |  |  |  |  |
| CAN1-H          | CAN1-L | CAN2-H | CAN2-L | CAN3-H | CAN3-L | -     | -     | -     | -     | -     | -     | Driver door sensor | Passengers door sensor | Trunk lid | Hood sense | Original alarm++ | Arming state | Lock factory remote | Unlock factory remote | Any button pressed | Handbrake / Parking | Speed 10kmph | Engine running | Engine speed (RPM)              | Ignition | Key inserted | Footbrake | Drivers door opening sim. | Turn off the engine | Turn on the engine | Turn signal control | Trunk release | Opening all doors | Closing all doors | GND | PWR +12V         |    |    |    |    |    |    |    |    |    |    |    |                  |    |  |  |  |  |  |  |  |  |  |  |  |  |  |  |  |
| 1               | 2      | 3      | 4      | 5      | 6      | 7     | 8     |       |       |       |       | 1                  | 2                      | 3         | 4          | 5                | 6            | 7                   | 8                     | 9                  | 10                  | 11           | 12             | 13                              | 14       | 15           | 1         | 2                         | 3                   | 4                  | 5                   | 6             | 7                 | 8                 | 9   | 10               |    |    |    |    |    |    |    |    |    |    |    |                  |    |  |  |  |  |  |  |  |  |  |  |  |  |  |  |  |
| +               | +      | +      | +      | +      | +      | +     | +     |       |       |       |       | +                  | +                      | +         | +          | +                | +            | +                   | +                     | +                  | +                   | +            | +              | +                               | +        | +            | +         | +                         | +                   | +                  | +                   | +             | +                 | +                 | +   |                  |    |    |    |    |    |    |    |    |    |    |    |                  |    |  |  |  |  |  |  |  |  |  |  |  |  |  |  |  |

Attention:

| HYUNDAI CASPER (AX1) (BETA) |        |        |        |        |        |       |       |       |       |       |       | year: 2022 →       |                        |           |            |                  |              |                     |                       |                    |                     |              |                | with and without Keyless System |          |              |           |                           |                     |                    |                     |               |                   |                   |     | program N° 13925 |    |    |    |    |    |    |    |    |    |    |    | from: preliminary |    |  |  |  |  |  |  |  |  |  |  |  |  |  |  |  |
|-----------------------------|--------|--------|--------|--------|--------|-------|-------|-------|-------|-------|-------|--------------------|------------------------|-----------|------------|------------------|--------------|---------------------|-----------------------|--------------------|---------------------|--------------|----------------|---------------------------------|----------|--------------|-----------|---------------------------|---------------------|--------------------|---------------------|---------------|-------------------|-------------------|-----|------------------|----|----|----|----|----|----|----|----|----|----|----|-------------------|----|--|--|--|--|--|--|--|--|--|--|--|--|--|--|--|
| connector 8 pin             |        |        |        |        |        |       |       |       |       |       |       | connector 15 pin   |                        |           |            |                  |              |                     |                       |                    |                     |              |                | connector 10 pin                |          |              |           |                           |                     |                    |                     |               |                   |                   |     |                  |    |    |    |    |    |    |    |    |    |    |    |                   |    |  |  |  |  |  |  |  |  |  |  |  |  |  |  |  |
| CAN H                       | CAN L  | CAN H  | CAN L  | CAN H  | CAN L  | CAN H | CAN L | OUT + | OUT - | OUT + | OUT - | OUT                | OUT                    | OUT       | OUT        | OUT              | OUT          | OUT                 | OUT                   | OUT                | OUT                 | OUT          | OUT            | OUT                             | OUT      | OUT          | OUT       | OUT                       | OUT                 | OUT                | OUT                 | OUT           | OUT +             | IN                | IN  | IN               | IN | IN | IN | IN | IN | IN | IN | IN | IN | IN | IN | IN                | IN |  |  |  |  |  |  |  |  |  |  |  |  |  |  |  |
| CAN1-H                      | CAN1-L | CAN2-H | CAN2-L | CAN3-H | CAN3-L | -     | -     | -     | -     | -     | -     | Driver door sensor | Passengers door sensor | Trunk lid | Hood sense | Original alarm++ | Arming state | Lock factory remote | Unlock factory remote | Any button pressed | Handbrake / Parking | Speed 10kmph | Engine running | Engine speed (RPM)              | Ignition | Key inserted | Footbrake | Drivers door opening sim. | Turn off the engine | Turn on the engine | Turn signal control | Trunk release | Opening all doors | Closing all doors | GND | PWR +12V         |    |    |    |    |    |    |    |    |    |    |    |                   |    |  |  |  |  |  |  |  |  |  |  |  |  |  |  |  |
| 1                           | 2      | 3      | 4      | 5      | 6      | 7     | 8     |       |       |       |       | 1                  | 2                      | 3         | 4          | 5                | 6            | 7                   | 8                     | 9                  | 10                  | 11           | 12             | 13                              | 14       | 15           | 1         | 2                         | 3                   | 4                  | 5                   | 6             | 7                 | 8                 | 9   | 10               |    |    |    |    |    |    |    |    |    |    |    |                   |    |  |  |  |  |  |  |  |  |  |  |  |  |  |  |  |
| +                           | +      | +      | +      | +      | +      | +     | +     |       |       |       |       | +                  | +                      | +         | +          | +                | +            | +                   | +                     | +                  | +                   | +            | +              | +                               | +        | +            | +         | +                         | +                   | +                  | +                   | +             | +                 | +                 | +   |                  |    |    |    |    |    |    |    |    |    |    |    |                   |    |  |  |  |  |  |  |  |  |  |  |  |  |  |  |  |

Attention:

| HYUNDAI CRETA (SU2i) (LatAmMarket) |        |        |        |        |        |       |       |       |       |       |       | year: 2022 →       |                        |           |            |                  |              |                     |                       |                    |                     |              |                | with and without Keyless System |          |              |           |                           |                     |                    |                     |               |                   |                   |     | program N° 13918 |    |    |    |    |    |    |    |    |    |    |    | from: 2021-11-26 |    |  |  |  |  |  |  |  |  |  |  |  |  |  |  |  |  |
|------------------------------------|--------|--------|--------|--------|--------|-------|-------|-------|-------|-------|-------|--------------------|------------------------|-----------|------------|------------------|--------------|---------------------|-----------------------|--------------------|---------------------|--------------|----------------|---------------------------------|----------|--------------|-----------|---------------------------|---------------------|--------------------|---------------------|---------------|-------------------|-------------------|-----|------------------|----|----|----|----|----|----|----|----|----|----|----|------------------|----|--|--|--|--|--|--|--|--|--|--|--|--|--|--|--|--|
| connector 8 pin                    |        |        |        |        |        |       |       |       |       |       |       | connector 15 pin   |                        |           |            |                  |              |                     |                       |                    |                     |              |                | connector 10 pin                |          |              |           |                           |                     |                    |                     |               |                   |                   |     |                  |    |    |    |    |    |    |    |    |    |    |    |                  |    |  |  |  |  |  |  |  |  |  |  |  |  |  |  |  |  |
| CAN H                              | CAN L  | CAN H  | CAN L  | CAN H  | CAN L  | CAN H | CAN L | OUT + | OUT - | OUT + | OUT - | OUT                | OUT                    | OUT       | OUT        | OUT              | OUT          | OUT                 | OUT                   | OUT                | OUT                 | OUT          | OUT            | OUT                             | OUT      | OUT          | OUT       | OUT                       | OUT                 | OUT                | OUT                 | OUT           | OUT +             | IN                | IN  | IN               | IN | IN | IN | IN | IN | IN | IN | IN | IN | IN | IN | IN               | IN |  |  |  |  |  |  |  |  |  |  |  |  |  |  |  |  |
| CAN1-H                             | CAN1-L | CAN2-H | CAN2-L | CAN3-H | CAN3-L | -     | -     | -     | -     | -     | -     | Driver door sensor | Passengers door sensor | Trunk lid | Hood sense | Original alarm++ | Arming state | Lock factory remote | Unlock factory remote | Any button pressed | Handbrake / Parking | Speed 10kmph | Engine running | Engine speed (RPM)              | Ignition | Key inserted | Footbrake | Drivers door opening sim. | Turn off the engine | Turn on the engine | Turn signal control | Trunk release | Opening all doors | Closing all doors | GND | PWR +12V         |    |    |    |    |    |    |    |    |    |    |    |                  |    |  |  |  |  |  |  |  |  |  |  |  |  |  |  |  |  |
| 1                                  | 2      | 3      | 4      | 5      | 6      | 7     | 8     |       |       |       |       | 1                  | 2                      | 3         | 4          | 5                | 6            | 7                   | 8                     | 9                  | 10                  | 11           | 12             | 13                              | 14       | 15           | 1         | 2                         | 3                   | 4                  | 5                   | 6             | 7                 | 8                 | 9   | 10               |    |    |    |    |    |    |    |    |    |    |    |                  |    |  |  |  |  |  |  |  |  |  |  |  |  |  |  |  |  |
| +                                  | +      | +      | +      | +      | +      | +     | +     |       |       |       |       | +                  | +                      | +         | +          | +                | +            | +                   | +                     | +                  | +                   | +            | +              | +                               | +        | +            | +         | +                         | +                   | +                  | +                   | +             | +                 | +                 | +   |                  |    |    |    |    |    |    |    |    |    |    |    |                  |    |  |  |  |  |  |  |  |  |  |  |  |  |  |  |  |  |

Attention:

Switches

**HYUNDAI CRETA (SU2) (RussianMarket)**

year: 2020 →

without Keyless System

program №: 12485

from: 2022-07-04

| connector 8 pin |        |        |        |        |        |                             |                         | connector 15 pin   |                        |           |            |                  |              |                     |                       |                    |                     |              |                |                    |          |              | connector 10 pin |                           |                     |                    |                     |               |                   |                   |     |          |                         |                              |                 |
|-----------------|--------|--------|--------|--------|--------|-----------------------------|-------------------------|--------------------|------------------------|-----------|------------|------------------|--------------|---------------------|-----------------------|--------------------|---------------------|--------------|----------------|--------------------|----------|--------------|------------------|---------------------------|---------------------|--------------------|---------------------|---------------|-------------------|-------------------|-----|----------|-------------------------|------------------------------|-----------------|
| CAN H           | CAN L  | CAN H  | CAN L  | CAN H  | CAN L  | OUT +                       | OUT -                   | OUT                | OUT                    | OUT       | OUT        | OUT              | OUT          | OUT                 | OUT                   | OUT                | OUT                 | OUT          | OUT            | OUT                | OUT      | IN           | IN               | IN                        | IN                  | IN                 | IN                  | IN            | IN                |                   |     |          |                         |                              |                 |
| CAN1-H          | CAN1-L | CAN2-H | CAN2-L | CAN3-H | CAN3-L | - Alternative blink control | Alt. contr. centr. lock | Driver door sensor | Passengers door sensor | Trunk lid | Hood sense | Original alarm++ | Arming state | Lock factory remote | Unlock factory remote | Any button pressed | Handbrake / Parking | Speed 10kmph | Engine running | Engine speed (RPM) | Ignition | Key inserted | Footbrake        | Drivers door opening sim. | Turn off the engine | Turn on the engine | Turn signal control | Trunk release | Opening all doors | Closing all doors | GND | PWR +12V | Contr. of factory alarm | Contr.c.lock. when ign.is on | Comfort closure |
| 1               | 2      | 3      | 4      | 5      | 6      | 7                           | 8                       | 1                  | 2                      | 3         | 4          | 5                | 6            | 7                   | 8                     | 9                  | 10                  | 11           | 12             | 13                 | 14       | 15           | 1                | 2                         | 3                   | 4                  | 5                   | 6             | 7                 | 8                 | 9   | 10       | +                       | +                            | +               |
| +               | +      | +      | +      | +      | +      | +                           | +                       | +                  | +                      | +         | +          | +                | +            | +                   | +                     | +                  | +                   | +            | +              | +                  | +        | +            | +                | +                         | +                   | +                  | +                   | +             | +                 | +                 | +   | +        | +                       | +                            | +               |
| Attention:      |        |        |        |        |        |                             |                         |                    |                        |           |            |                  |              |                     |                       |                    |                     |              |                |                    |          |              |                  |                           |                     |                    |                     |               |                   |                   |     |          |                         |                              |                 |

**HYUNDAI CRETA (GC / GS) (Keyless)**

year: 2015 →

with Keyless System

program №: 12293

from: 2022-07-04

| connector 8 pin |        |        |        |        |        |                             |                         | connector 15 pin   |                        |           |            |                  |              |                     |                       |                    |                     |              |                |                    |          |              | connector 10 pin |                           |                     |                    |                     |               |                   |                   |     |          |                         |                              |                 |
|-----------------|--------|--------|--------|--------|--------|-----------------------------|-------------------------|--------------------|------------------------|-----------|------------|------------------|--------------|---------------------|-----------------------|--------------------|---------------------|--------------|----------------|--------------------|----------|--------------|------------------|---------------------------|---------------------|--------------------|---------------------|---------------|-------------------|-------------------|-----|----------|-------------------------|------------------------------|-----------------|
| CAN H           | CAN L  | CAN H  | CAN L  | CAN H  | CAN L  | OUT +                       | OUT -                   | OUT                | OUT                    | OUT       | OUT        | OUT              | OUT          | OUT                 | OUT                   | OUT                | OUT                 | OUT          | OUT            | OUT                | OUT      | OUT          | IN               | IN                        | IN                  | IN                 | IN                  | IN            | IN                | IN                | IN  | IN       | IN                      | IN                           |                 |
| CAN1-H          | CAN1-L | CAN2-H | CAN2-L | CAN3-H | CAN3-L | - Alternative blink control | Alt. contr. centr. lock | Driver door sensor | Passengers door sensor | Trunk lid | Hood sense | Original alarm++ | Arming state | Lock factory remote | Unlock factory remote | Any button pressed | Handbrake / Parking | Speed 10kmph | Engine running | Engine speed (RPM) | Ignition | Key inserted | Footbrake        | Drivers door opening sim. | Turn off the engine | Turn on the engine | Turn signal control | Trunk release | Opening all doors | Closing all doors | GND | PWR +12V | Contr. of factory alarm | Contr.c.lock. when ign.is on | Comfort closure |
| 1               | 2      | 3      | 4      | 5      | 6      | 7                           | 8                       | 1                  | 2                      | 3         | 4          | 5                | 6            | 7                   | 8                     | 9                  | 10                  | 11           | 12             | 13                 | 14       | 15           | 1                | 2                         | 3                   | 4                  | 5                   | 6             | 7                 | 8                 | 9   | 10       | +                       | +                            | +               |
| +               | +      | +      | +      | +      | +      | +                           | +                       | +                  | +                      | +         | +          | +                | +            | +                   | +                     | +                  | +                   | +            | +              | +                  | +        | +            | +                | +                         | +                   | +                  | +                   | +             | +                 | +                 | +   | +        | +                       | +                            | +               |
| Attention:      |        |        |        |        |        |                             |                         |                    |                        |           |            |                  |              |                     |                       |                    |                     |              |                |                    |          |              |                  |                           |                     |                    |                     |               |                   |                   |     |          |                         |                              |                 |

**HYUNDAI CRETA (GC / GS)**

year: 2015 →

without Keyless System

program №: 11795

from: 2022-07-04

| connector 8 pin |        |        |        |        |        |                             |                         | connector 15 pin   |                        |           |            |                  |              |                     |                       |                    |                     |              |                |                    |          |              | connector 10 pin |                           |                     |                    |                     |               |                   |                   |     |          |                         |                              |                 |
|-----------------|--------|--------|--------|--------|--------|-----------------------------|-------------------------|--------------------|------------------------|-----------|------------|------------------|--------------|---------------------|-----------------------|--------------------|---------------------|--------------|----------------|--------------------|----------|--------------|------------------|---------------------------|---------------------|--------------------|---------------------|---------------|-------------------|-------------------|-----|----------|-------------------------|------------------------------|-----------------|
| CAN H           | CAN L  | CAN H  | CAN L  | CAN H  | CAN L  | OUT +                       | OUT -                   | OUT                | OUT                    | OUT       | OUT        | OUT              | OUT          | OUT                 | OUT                   | OUT                | OUT                 | OUT          | OUT            | OUT                | OUT      | OUT          | IN               | IN                        | IN                  | IN                 | IN                  | IN            | IN                | IN                | IN  | IN       | IN                      |                              |                 |
| CAN1-H          | CAN1-L | CAN2-H | CAN2-L | CAN3-H | CAN3-L | - Alternative blink control | Alt. contr. centr. lock | Driver door sensor | Passengers door sensor | Trunk lid | Hood sense | Original alarm++ | Arming state | Lock factory remote | Unlock factory remote | Any button pressed | Handbrake / Parking | Speed 10kmph | Engine running | Engine speed (RPM) | Ignition | Key inserted | Footbrake        | Drivers door opening sim. | Turn off the engine | Turn on the engine | Turn signal control | Trunk release | Opening all doors | Closing all doors | GND | PWR +12V | Contr. of factory alarm | Contr.c.lock. when ign.is on | Comfort closure |
| 1               | 2      | 3      | 4      | 5      | 6      | 7                           | 8                       | 1                  | 2                      | 3         | 4          | 5                | 6            | 7                   | 8                     | 9                  | 10                  | 11           | 12             | 13                 | 14       | 15           | 1                | 2                         | 3                   | 4                  | 5                   | 6             | 7                 | 8                 | 9   | 10       | +                       | +                            | +               |
| +               | +      | +      | +      | +      | +      | +                           | +                       | +                  | +                      | +         | +          | +                | +            | +                   | +                     | +                  | +                   | +            | +              | +                  | +        | +            | +                | +                         | +                   | +                  | +                   | +             | +                 | +                 | +   | +        | +                       | +                            | +               |
| Attention:      |        |        |        |        |        |                             |                         |                    |                        |           |            |                  |              |                     |                       |                    |                     |              |                |                    |          |              |                  |                           |                     |                    |                     |               |                   |                   |     |          |                         |                              |                 |

**HYUNDAI CRETA GRAND (LatAmMarket)**

year: 2022 →

with and without Keyless System

program №: 14995

from: 2023-11-03

| connector 8 pin |        |        |        |        |        |                             |                         | connector 15 pin   |                        |           |            |                  |              |                     |                       |                    |                     |              |                |                    |          |              | connector 10 pin |                           |                     |                    |                     |               |                   |                   |     |          |                         |                              |                 |
|-----------------|--------|--------|--------|--------|--------|-----------------------------|-------------------------|--------------------|------------------------|-----------|------------|------------------|--------------|---------------------|-----------------------|--------------------|---------------------|--------------|----------------|--------------------|----------|--------------|------------------|---------------------------|---------------------|--------------------|---------------------|---------------|-------------------|-------------------|-----|----------|-------------------------|------------------------------|-----------------|
| CAN H           | CAN L  | CAN H  | CAN L  | CAN H  | CAN L  | OUT +                       | OUT -                   | OUT                | OUT                    | OUT       | OUT        | OUT              | OUT          | OUT                 | OUT                   | OUT                | OUT                 | OUT          | OUT            | OUT                | OUT      | OUT          | IN               | IN                        | IN                  | IN                 | IN                  | IN            | IN                | IN                | IN  | IN       | IN                      | IN                           |                 |
| CAN1-H          | CAN1-L | CAN2-H | CAN2-L | CAN3-H | CAN3-L | - Alternative blink control | Alt. contr. centr. lock | Driver door sensor | Passengers door sensor | Trunk lid | Hood sense | Original alarm++ | Arming state | Lock factory remote | Unlock factory remote | Any button pressed | Handbrake / Parking | Speed 10kmph | Engine running | Engine speed (RPM) | Ignition | Key inserted | Footbrake        | Drivers door opening sim. | Turn off the engine | Turn on the engine | Turn signal control | Trunk release | Opening all doors | Closing all doors | GND | PWR +12V | Contr. of factory alarm | Contr.c.lock. when ign.is on | Comfort closure |
| 1               | 2      | 3      | 4      | 5      | 6      | 7                           | 8                       | 1                  | 2                      | 3         | 4          | 5                | 6            | 7                   | 8                     | 9                  | 10                  | 11           | 12             | 13                 | 14       | 15           | 1                | 2                         | 3                   | 4                  | 5                   | 6             | 7                 | 8                 | 9   | 10       | +                       | +                            | +               |
| +               | +      | +      | +      | +      | +      | +                           | +                       | +                  | +                      | +         | +          | +                | +            | +                   | +                     | +                  | +                   | +            | +              | +                  | +        | +            | +                | +                         | +                   | +                  | +                   | +             | +                 | +                 | +   | +        | +                       | +                            | +               |
| Attention:      |        |        |        |        |        |                             |                         |                    |                        |           |            |                  |              |                     |                       |                    |                     |              |                |                    |          |              |                  |                           |                     |                    |                     |               |                   |                   |     |          |                         |                              |                 |

**HYUNDAI ELANTRA (CN7)**

year: 2024 →

with and without Keyless System

program №: 15128

from: 2023-11-16

| connector 8 pin |        |        |        |        |        |                             |                         | connector 15 pin   |                        |           |            |                  |              |                     |                       |                    |                     |              |                |                    |          |              | connector 10 pin |                           |                     |                    |                     |               |                   |                   |     |          |                         |                              |                 |
|-----------------|--------|--------|--------|--------|--------|-----------------------------|-------------------------|--------------------|------------------------|-----------|------------|------------------|--------------|---------------------|-----------------------|--------------------|---------------------|--------------|----------------|--------------------|----------|--------------|------------------|---------------------------|---------------------|--------------------|---------------------|---------------|-------------------|-------------------|-----|----------|-------------------------|------------------------------|-----------------|
| CAN H           | CAN L  | CAN H  | CAN L  | CAN H  | CAN L  | OUT +                       | OUT -                   | OUT                | OUT                    | OUT       | OUT        | OUT              | OUT          | OUT                 | OUT                   | OUT                | OUT                 | OUT          | OUT            | OUT                | OUT      | OUT          | IN               | IN                        | IN                  | IN                 | IN                  | IN            | IN                | IN                | IN  | IN       | IN                      | IN                           |                 |
| CAN1-H          | CAN1-L | CAN2-H | CAN2-L | CAN3-H | CAN3-L | - Alternative blink control | Alt. contr. centr. lock | Driver door sensor | Passengers door sensor | Trunk lid | Hood sense | Original alarm++ | Arming state | Lock factory remote | Unlock factory remote | Any button pressed | Handbrake / Parking | Speed 10kmph | Engine running | Engine speed (RPM) | Ignition | Key inserted | Footbrake        | Drivers door opening sim. | Turn off the engine | Turn on the engine | Turn signal control | Trunk release | Opening all doors | Closing all doors | GND | PWR +12V | Contr. of factory alarm | Contr.c.lock. when ign.is on | Comfort closure |
| 1               | 2      | 3      | 4      | 5      | 6      | 7                           | 8                       | 1                  | 2                      | 3         | 4          | 5                | 6            | 7                   | 8                     | 9                  | 10                  | 11           | 12             | 13                 | 14       | 15           | 1                | 2                         | 3                   | 4                  | 5                   | 6             | 7                 | 8                 | 9   | 10       | +                       | +                            | +               |
| +               | +      | +      | +      | +      | +      | +                           | +                       | +                  | +                      | +         | +          | +                | +            | +                   | +                     | +                  | +                   | +            | +              | +                  | +        | +            | +                | +                         | +                   | +                  | +                   | +             | +                 | +                 | +   | +        | +                       | +                            | +               |
| Attention:      |        |        |        |        |        |                             |                         |                    |                        |           |            |                  |              |                     |                       |                    |                     |              |                |                    |          |              |                  |                           |                     |                    |                     |               |                   |                   |     |          |                         |                              |                 |



**HYUNDAI ELANTRA (CN7)**

year: 2021 →

with and without Keyless System

program No: 13292

from: 2023-03-02

| connector 8 pin |        |        |        |        |        |                           |                         |
|-----------------|--------|--------|--------|--------|--------|---------------------------|-------------------------|
| CAN H           | CAN L  | CAN H  | CAN L  | CAN H  | CAN L  | OUT +                     | OUT -                   |
| CAN1-H          | CAN1-L | CAN2-H | CAN2-L | CAN3-H | CAN3-L | Alternative blink control | Alt. contr. centr. lock |
| 1               | 2      | 3      | 4      | 5      | 6      | 7                         | 8                       |
| +               | +      | +      | +      | +      | +      | -                         | +                       |

| connector 15 pin   |                        |           |            |                  |              |                     |                       |                    |                     |              |                |                    |          |              |
|--------------------|------------------------|-----------|------------|------------------|--------------|---------------------|-----------------------|--------------------|---------------------|--------------|----------------|--------------------|----------|--------------|
| OUT                | OUT                    | OUT       | OUT        | OUT              | OUT          | OUT                 | OUT                   | OUT                | OUT                 | OUT          | OUT            | OUT                | OUT      | OUT          |
| Driver door sensor | Passengers door sensor | Trunk lid | Hood sense | Original alarm++ | Arming state | Lock factory remote | Unlock factory remote | Any button pressed | Handbrake / Parking | Speed 10kmph | Engine running | Engine speed (RPM) | Ignition | Key inserted |
| 1                  | 2                      | 3         | 4          | 5                | 6            | 7                   | 8                     | 9                  | 10                  | 11           | 12             | 13                 | 14       | 15           |
| +                  | +                      | +         | +          | +                | +            | +                   | +                     | +                  | +                   | +            | +              | +                  | +        | +            |

| connector 10 pin |                           |                     |                    |                     |               |                   |                   |     |          |
|------------------|---------------------------|---------------------|--------------------|---------------------|---------------|-------------------|-------------------|-----|----------|
| OUT              | IN                        | IN                  | IN                 | IN                  | IN            | IN                | IN                | IN  | IN       |
| Footbrake        | Drivers door opening sim. | Turn off the engine | Turn on the engine | Turn signal control | Trunk release | Opening all doors | Closing all doors | GND | PWR +12V |
| 1                | 2                         | 3                   | 4                  | 5                   | 6             | 7                 | 8                 | 9   | 10       |
| +                | +                         | -                   | -                  | +                   | +             | +                 | +                 | -   | +        |

|                         |                              |                 |
|-------------------------|------------------------------|-----------------|
| Contr. of factory alarm | Contr.c.lock. when ign.is on | Comfort closure |
| +                       | +                            | +               |

Attention:

**HYUNDAI ELANTRA (CN7) (Hybrid)**

year: 2021 →

with and without Keyless System

program No: 14648

from: 2023-04-25

| connector 8 pin |        |        |        |        |        |                           |                         |
|-----------------|--------|--------|--------|--------|--------|---------------------------|-------------------------|
| CAN H           | CAN L  | CAN H  | CAN L  | CAN H  | CAN L  | OUT +                     | OUT -                   |
| CAN1-H          | CAN1-L | CAN2-H | CAN2-L | CAN3-H | CAN3-L | Alternative blink control | Alt. contr. centr. lock |
| 1               | 2      | 3      | 4      | 5      | 6      | 7                         | 8                       |
| +               | +      | +      | +      | +      | +      | -                         | +                       |

| connector 15 pin   |                        |           |            |                  |              |                     |                       |                    |                     |              |                |                    |          |              |
|--------------------|------------------------|-----------|------------|------------------|--------------|---------------------|-----------------------|--------------------|---------------------|--------------|----------------|--------------------|----------|--------------|
| OUT                | OUT                    | OUT       | OUT        | OUT              | OUT          | OUT                 | OUT                   | OUT                | OUT                 | OUT          | OUT            | OUT                | OUT      | OUT          |
| Driver door sensor | Passengers door sensor | Trunk lid | Hood sense | Original alarm++ | Arming state | Lock factory remote | Unlock factory remote | Any button pressed | Handbrake / Parking | Speed 10kmph | Engine running | Engine speed (RPM) | Ignition | Key inserted |
| 1                  | 2                      | 3         | 4          | 5                | 6            | 7                   | 8                     | 9                  | 10                  | 11           | 12             | 13                 | 14       | 15           |
| +                  | +                      | +         | +          | +                | +            | +                   | +                     | +                  | +                   | +            | +              | +                  | +        | +            |

| connector 10 pin |                           |                     |                    |                     |               |                   |                   |     |          |
|------------------|---------------------------|---------------------|--------------------|---------------------|---------------|-------------------|-------------------|-----|----------|
| OUT              | IN                        | IN                  | IN                 | IN                  | IN            | IN                | IN                | IN  | IN       |
| Footbrake        | Drivers door opening sim. | Turn off the engine | Turn on the engine | Turn signal control | Trunk release | Opening all doors | Closing all doors | GND | PWR +12V |
| 1                | 2                         | 3                   | 4                  | 5                   | 6             | 7                 | 8                 | 9   | 10       |
| +                | +                         | -                   | -                  | +                   | +             | +                 | +                 | -   | +        |

|                         |                              |                 |
|-------------------------|------------------------------|-----------------|
| Contr. of factory alarm | Contr.c.lock. when ign.is on | Comfort closure |
| +                       | +                            | +               |

Attention:

**HYUNDAI ELANTRA (AD)**

year: 2017 →

without Keyless System

program No: 11812

from: 2020-12-16

| connector 8 pin |        |        |        |        |        |                           |                         |
|-----------------|--------|--------|--------|--------|--------|---------------------------|-------------------------|
| CAN H           | CAN L  | CAN H  | CAN L  | CAN H  | CAN L  | OUT +                     | OUT -                   |
| CAN1-H          | CAN1-L | CAN2-H | CAN2-L | CAN3-H | CAN3-L | Alternative blink control | Alt. contr. centr. lock |
| 1               | 2      | 3      | 4      | 5      | 6      | 7                         | 8                       |
| +               | +      | +      | +      | +      | +      | -                         | +                       |

| connector 15 pin   |                        |           |            |                  |              |                     |                       |                    |                     |              |                |                    |          |              |
|--------------------|------------------------|-----------|------------|------------------|--------------|---------------------|-----------------------|--------------------|---------------------|--------------|----------------|--------------------|----------|--------------|
| OUT                | OUT                    | OUT       | OUT        | OUT              | OUT          | OUT                 | OUT                   | OUT                | OUT                 | OUT          | OUT            | OUT                | OUT      | OUT          |
| Driver door sensor | Passengers door sensor | Trunk lid | Hood sense | Original alarm++ | Arming state | Lock factory remote | Unlock factory remote | Any button pressed | Handbrake / Parking | Speed 10kmph | Engine running | Engine speed (RPM) | Ignition | Key inserted |
| 1                  | 2                      | 3         | 4          | 5                | 6            | 7                   | 8                     | 9                  | 10                  | 11           | 12             | 13                 | 14       | 15           |
| +                  | +                      | +         | +          | +                | +            | +                   | +                     | +                  | +                   | +            | +              | +                  | +        | +            |

| connector 10 pin |                           |                     |                    |                     |               |                   |                   |     |          |
|------------------|---------------------------|---------------------|--------------------|---------------------|---------------|-------------------|-------------------|-----|----------|
| OUT              | IN                        | IN                  | IN                 | IN                  | IN            | IN                | IN                | IN  | IN       |
| Footbrake        | Drivers door opening sim. | Turn off the engine | Turn on the engine | Turn signal control | Trunk release | Opening all doors | Closing all doors | GND | PWR +12V |
| 1                | 2                         | 3                   | 4                  | 5                   | 6             | 7                 | 8                 | 9   | 10       |
| +                | +                         | -                   | -                  | +                   | +             | +                 | +                 | -   | +        |

|                         |                              |                 |
|-------------------------|------------------------------|-----------------|
| Contr. of factory alarm | Contr.c.lock. when ign.is on | Comfort closure |
| +                       | +                            | +               |

Attention:

**HYUNDAI ELANTRA (AD)**

year: 2015 →

without Keyless System

program No: 11419

from: 2017-09-01

| connector 8 pin |        |        |        |        |        |                           |                         |
|-----------------|--------|--------|--------|--------|--------|---------------------------|-------------------------|
| CAN H           | CAN L  | CAN H  | CAN L  | CAN H  | CAN L  | OUT +                     | OUT -                   |
| CAN1-H          | CAN1-L | CAN2-H | CAN2-L | CAN3-H | CAN3-L | Alternative blink control | Alt. contr. centr. lock |
| 1               | 2      | 3      | 4      | 5      | 6      | 7                         | 8                       |
| +               | +      | +      | +      | +      | +      | -                         | +                       |

| connector 15 pin   |                        |           |            |                  |              |                     |                       |                    |                     |              |                |                    |          |              |
|--------------------|------------------------|-----------|------------|------------------|--------------|---------------------|-----------------------|--------------------|---------------------|--------------|----------------|--------------------|----------|--------------|
| OUT                | OUT                    | OUT       | OUT        | OUT              | OUT          | OUT                 | OUT                   | OUT                | OUT                 | OUT          | OUT            | OUT                | OUT      | OUT          |
| Driver door sensor | Passengers door sensor | Trunk lid | Hood sense | Original alarm++ | Arming state | Lock factory remote | Unlock factory remote | Any button pressed | Handbrake / Parking | Speed 10kmph | Engine running | Engine speed (RPM) | Ignition | Key inserted |
| 1                  | 2                      | 3         | 4          | 5                | 6            | 7                   | 8                     | 9                  | 10                  | 11           | 12             | 13                 | 14       | 15           |
| +                  | +                      | +         | +          | +                | +            | +                   | +                     | +                  | +                   | +            | +              | +                  | +        | +            |

| connector 10 pin |                           |                     |                    |                     |               |                   |                   |     |          |
|------------------|---------------------------|---------------------|--------------------|---------------------|---------------|-------------------|-------------------|-----|----------|
| OUT              | IN                        | IN                  | IN                 | IN                  | IN            | IN                | IN                | IN  | IN       |
| Footbrake        | Drivers door opening sim. | Turn off the engine | Turn on the engine | Turn signal control | Trunk release | Opening all doors | Closing all doors | GND | PWR +12V |
| 1                | 2                         | 3                   | 4                  | 5                   | 6             | 7                 | 8                 | 9   | 10       |
| +                | +                         | -                   | -                  | +                   | +             | +                 | +                 | -   | +        |

|                         |                              |                 |
|-------------------------|------------------------------|-----------------|
| Contr. of factory alarm | Contr.c.lock. when ign.is on | Comfort closure |
| +                       | +                            | +               |

Attention:

**HYUNDAI ELANTRA (MD/UD) (Keyless)**

year: 2013 →

with Keyless System

program No: 11419

from: 2017-09-01

| connector 8 pin |        |        |        |        |        |                           |                         |
|-----------------|--------|--------|--------|--------|--------|---------------------------|-------------------------|
| CAN H           | CAN L  | CAN H  | CAN L  | CAN H  | CAN L  | OUT +                     | OUT -                   |
| CAN1-H          | CAN1-L | CAN2-H | CAN2-L | CAN3-H | CAN3-L | Alternative blink control | Alt. contr. centr. lock |
| 1               | 2      | 3      | 4      | 5      | 6      | 7                         | 8                       |
| +               | +      | +      | +      | +      | +      | -                         | +                       |

| connector 15 pin   |                        |           |            |                  |              |                     |                       |                    |                     |              |                |                    |          |              |
|--------------------|------------------------|-----------|------------|------------------|--------------|---------------------|-----------------------|--------------------|---------------------|--------------|----------------|--------------------|----------|--------------|
| OUT                | OUT                    | OUT       | OUT        | OUT              | OUT          | OUT                 | OUT                   | OUT                | OUT                 | OUT          | OUT            | OUT                | OUT      | OUT          |
| Driver door sensor | Passengers door sensor | Trunk lid | Hood sense | Original alarm++ | Arming state | Lock factory remote | Unlock factory remote | Any button pressed | Handbrake / Parking | Speed 10kmph | Engine running | Engine speed (RPM) | Ignition | Key inserted |
| 1                  | 2                      | 3         | 4          | 5                | 6            | 7                   | 8                     | 9                  | 10                  | 11           | 12             | 13                 | 14       | 15           |
| +                  | +                      | +         | +          | +                | +            | +                   | +                     | +                  | +                   | +            | +              | +                  | +        | +            |

| connector 10 pin |                           |                     |                    |                     |               |                   |                   |     |          |
|------------------|---------------------------|---------------------|--------------------|---------------------|---------------|-------------------|-------------------|-----|----------|
| OUT              | IN                        | IN                  | IN                 | IN                  | IN            | IN                | IN                | IN  | IN       |
| Footbrake        | Drivers door opening sim. | Turn off the engine | Turn on the engine | Turn signal control | Trunk release | Opening all doors | Closing all doors | GND | PWR +12V |
| 1                | 2                         | 3                   | 4                  | 5                   | 6             | 7                 | 8                 | 9   | 10       |
| +                | +                         | -                   | -                  | +                   | +             | +                 | +                 | -   | +        |

|                         |                              |                 |
|-------------------------|------------------------------|-----------------|
| Contr. of factory alarm | Contr.c.lock. when ign.is on | Comfort closure |
| +                       | +                            | +               |

Attention:

Switches

HYUNDAI ELANTRA (MD/UD)

year: 2013 ->

without Keyless System

program №: 11419

from: 2017-09-01

Connector 8 pin table with columns CAN H, CAN L, CAN H, CAN L, CAN H, CAN L, CAN L, OUT +, OUT -. Rows include CAN1-H, CAN1-L, CAN2-H, CAN2-L, CAN3-H, CAN3-L, Alternative blink control, and Alt. contr. centr. lock.

Connector 15 pin table with columns 1-15. Rows include Driver door sensor, Passengers door sensor, Trunk lid, Hood sense, Original alarm++, Arming state, Lock factory remote, Unlock factory remote, Any button pressed, Handbrake / Parking, Speed 10kmph, Engine running, Engine speed (RPM), Ignition, and Key inserted.

Connector 10 pin table with columns 1-10. Rows include Footbrake, Drivers door opening sim., Turn off the engine, Turn on the engine, Turn signal control, Trunk release, Opening all doors, Closing all doors, GND, and PWR +12V.

Summary table with rows for Contr. of factory alarm, Contr.c.lock. when ign.is on, and Comfort closure.

Attention:

HYUNDAI ELANTRA (MD/UD)

year: 2011 ->

without Keyless System

program №: 11244

from: 2017-09-01

Connector 8 pin table (same as 2013 model).

Connector 15 pin table (same as 2013 model).

Connector 10 pin table (same as 2013 model).

Summary table (same as 2013 model).

Attention:

HYUNDAI EON

year: 2012 ->

with and without Keyless System

program №: 13985

from: 2022-01-13

Connector 8 pin table (same as 2013 model).

Connector 15 pin table (same as 2013 model).

Connector 10 pin table (same as 2013 model).

Summary table (same as 2013 model).

Attention:

HYUNDAI EQUUS (Keyless)

year: 2014 ->

with Keyless System

program №: 11569

from: 2017-09-01

Connector 8 pin table (same as 2013 model).

Connector 15 pin table (same as 2013 model).

Connector 10 pin table (same as 2013 model).

Summary table (same as 2013 model).

Attention:

HYUNDAI EQUUS

year: 2010 ->

with and without Keyless System

program №: 11235

from: 2017-09-01

Connector 8 pin table (same as 2013 model).

Connector 15 pin table (same as 2013 model).

Connector 10 pin table (same as 2013 model).

Summary table (same as 2013 model).

Attention:

**HYUNDAI GENESIS (DH) (Keyless)**

year: 2015 →

with Keyless System

program №: 11571

from: 2017-09-01

| connector 8 pin |        |        |        |        |        |                           |                         |
|-----------------|--------|--------|--------|--------|--------|---------------------------|-------------------------|
| CAN H           | CAN L  | CAN H  | CAN L  | CAN H  | CAN L  | OUT +                     | OUT -                   |
| CAN1-H          | CAN1-L | CAN2-H | CAN2-L | CAN3-H | CAN3-L | Alternative blink control | Alt. contr. centr. lock |
| 1               | 2      | 3      | 4      | 5      | 6      | 7                         | 8                       |
| +               | +      | +      | +      | +      | +      | +                         | +                       |

| connector 15 pin   |                        |           |            |                  |              |                     |                       |                    |                     |              |                |                    |          |              |
|--------------------|------------------------|-----------|------------|------------------|--------------|---------------------|-----------------------|--------------------|---------------------|--------------|----------------|--------------------|----------|--------------|
| OUT                | OUT                    | OUT       | OUT        | OUT              | OUT          | OUT                 | OUT                   | OUT                | OUT                 | OUT          | OUT            | OUT                | OUT      | OUT          |
| Driver door sensor | Passengers door sensor | Trunk lid | Hood sense | Original alarm++ | Arming state | Lock factory remote | Unlock factory remote | Any button pressed | Handbrake / Parking | Speed 10kmph | Engine running | Engine speed (RPM) | Ignition | Key inserted |
| 1                  | 2                      | 3         | 4          | 5                | 6            | 7                   | 8                     | 9                  | 10                  | 11           | 12             | 13                 | 14       | 15           |
| +                  | +                      | +         | +          | +                | +            | +                   | +                     | +                  | +                   | +            | +              | +                  | +        | +            |

| connector 10 pin |                           |                     |                    |                     |               |                   |                   |     |          |
|------------------|---------------------------|---------------------|--------------------|---------------------|---------------|-------------------|-------------------|-----|----------|
| OUT              | IN                        | IN                  | IN                 | IN                  | IN            | IN                | IN                | IN  | IN       |
| Footbrake        | Drivers door opening sim. | Turn off the engine | Turn on the engine | Turn signal control | Trunk release | Opening all doors | Closing all doors | GND | PWR +12V |
| 1                | 2                         | 3                   | 4                  | 5                   | 6             | 7                 | 8                 | 9   | 10       |
| +                | +                         | +                   | +                  | +                   | +             | +                 | +                 | +   | +        |

|                              |
|------------------------------|
| Contr. of factory alarm      |
| Contr.c.lock. when ign.is on |
| Comfort closure              |

Attention:

Switches

**HYUNDAI GENESIS (DH) (Keyless)**

year: 2014 →

with Keyless System

program №: 11571

from: 2017-09-01

| connector 8 pin |        |        |        |        |        |                           |                         |
|-----------------|--------|--------|--------|--------|--------|---------------------------|-------------------------|
| CAN H           | CAN L  | CAN H  | CAN L  | CAN H  | CAN L  | OUT +                     | OUT -                   |
| CAN1-H          | CAN1-L | CAN2-H | CAN2-L | CAN3-H | CAN3-L | Alternative blink control | Alt. contr. centr. lock |
| 1               | 2      | 3      | 4      | 5      | 6      | 7                         | 8                       |
| +               | +      | +      | +      | +      | +      | +                         | +                       |

| connector 15 pin   |                        |           |            |                  |              |                     |                       |                    |                     |              |                |                    |          |              |
|--------------------|------------------------|-----------|------------|------------------|--------------|---------------------|-----------------------|--------------------|---------------------|--------------|----------------|--------------------|----------|--------------|
| OUT                | OUT                    | OUT       | OUT        | OUT              | OUT          | OUT                 | OUT                   | OUT                | OUT                 | OUT          | OUT            | OUT                | OUT      | OUT          |
| Driver door sensor | Passengers door sensor | Trunk lid | Hood sense | Original alarm++ | Arming state | Lock factory remote | Unlock factory remote | Any button pressed | Handbrake / Parking | Speed 10kmph | Engine running | Engine speed (RPM) | Ignition | Key inserted |
| 1                  | 2                      | 3         | 4          | 5                | 6            | 7                   | 8                     | 9                  | 10                  | 11           | 12             | 13                 | 14       | 15           |
| +                  | +                      | +         | +          | +                | +            | +                   | +                     | +                  | +                   | +            | +              | +                  | +        | +            |

| connector 10 pin |                           |                     |                    |                     |               |                   |                   |     |          |
|------------------|---------------------------|---------------------|--------------------|---------------------|---------------|-------------------|-------------------|-----|----------|
| OUT              | IN                        | IN                  | IN                 | IN                  | IN            | IN                | IN                | IN  | IN       |
| Footbrake        | Drivers door opening sim. | Turn off the engine | Turn on the engine | Turn signal control | Trunk release | Opening all doors | Closing all doors | GND | PWR +12V |
| 1                | 2                         | 3                   | 4                  | 5                   | 6             | 7                 | 8                 | 9   | 10       |
| +                | +                         | +                   | +                  | +                   | +             | +                 | +                 | +   | +        |

|                              |
|------------------------------|
| Contr. of factory alarm      |
| Contr.c.lock. when ign.is on |
| Comfort closure              |

Attention:

Switches

**HYUNDAI GENESIS (BH)**

year: 2009 →

with and without Keyless System

program №: 11235

from: 2017-09-01

| connector 8 pin |        |        |        |        |        |                           |                         |
|-----------------|--------|--------|--------|--------|--------|---------------------------|-------------------------|
| CAN H           | CAN L  | CAN H  | CAN L  | CAN H  | CAN L  | OUT +                     | OUT -                   |
| CAN1-H          | CAN1-L | CAN2-H | CAN2-L | CAN3-H | CAN3-L | Alternative blink control | Alt. contr. centr. lock |
| 1               | 2      | 3      | 4      | 5      | 6      | 7                         | 8                       |
| +               | +      | +      | +      | +      | +      | +                         | +                       |

| connector 15 pin   |                        |           |            |                  |              |                     |                       |                    |                     |              |                |                    |          |              |
|--------------------|------------------------|-----------|------------|------------------|--------------|---------------------|-----------------------|--------------------|---------------------|--------------|----------------|--------------------|----------|--------------|
| OUT                | OUT                    | OUT       | OUT        | OUT              | OUT          | OUT                 | OUT                   | OUT                | OUT                 | OUT          | OUT            | OUT                | OUT      | OUT          |
| Driver door sensor | Passengers door sensor | Trunk lid | Hood sense | Original alarm++ | Arming state | Lock factory remote | Unlock factory remote | Any button pressed | Handbrake / Parking | Speed 10kmph | Engine running | Engine speed (RPM) | Ignition | Key inserted |
| 1                  | 2                      | 3         | 4          | 5                | 6            | 7                   | 8                     | 9                  | 10                  | 11           | 12             | 13                 | 14       | 15           |
| +                  | +                      | +         | +          | +                | +            | +                   | +                     | +                  | +                   | +            | +              | +                  | +        | +            |

| connector 10 pin |                           |                     |                    |                     |               |                   |                   |     |          |
|------------------|---------------------------|---------------------|--------------------|---------------------|---------------|-------------------|-------------------|-----|----------|
| OUT              | IN                        | IN                  | IN                 | IN                  | IN            | IN                | IN                | IN  | IN       |
| Footbrake        | Drivers door opening sim. | Turn off the engine | Turn on the engine | Turn signal control | Trunk release | Opening all doors | Closing all doors | GND | PWR +12V |
| 1                | 2                         | 3                   | 4                  | 5                   | 6             | 7                 | 8                 | 9   | 10       |
| +                | +                         | +                   | +                  | +                   | +             | +                 | +                 | +   | +        |

|                              |
|------------------------------|
| Contr. of factory alarm      |
| Contr.c.lock. when ign.is on |
| Comfort closure              |

Attention:

Switches

**HYUNDAI GRAND i10**

year: 2020 →

program №: 13984

from: 2022-01-13

| connector 8 pin |        |        |        |        |        |                           |                         |
|-----------------|--------|--------|--------|--------|--------|---------------------------|-------------------------|
| CAN H           | CAN L  | CAN H  | CAN L  | CAN H  | CAN L  | OUT +                     | OUT -                   |
| CAN1-H          | CAN1-L | CAN2-H | CAN2-L | CAN3-H | CAN3-L | Alternative blink control | Alt. contr. centr. lock |
| 1               | 2      | 3      | 4      | 5      | 6      | 7                         | 8                       |
| +               | +      | +      | +      | +      | +      | +                         | +                       |

| connector 15 pin   |                        |           |            |                  |              |                     |                       |                    |                     |              |                |                    |          |              |
|--------------------|------------------------|-----------|------------|------------------|--------------|---------------------|-----------------------|--------------------|---------------------|--------------|----------------|--------------------|----------|--------------|
| OUT                | OUT                    | OUT       | OUT        | OUT              | OUT          | OUT                 | OUT                   | OUT                | OUT                 | OUT          | OUT            | OUT                | OUT      | OUT          |
| Driver door sensor | Passengers door sensor | Trunk lid | Hood sense | Original alarm++ | Arming state | Lock factory remote | Unlock factory remote | Any button pressed | Handbrake / Parking | Speed 10kmph | Engine running | Engine speed (RPM) | Ignition | Key inserted |
| 1                  | 2                      | 3         | 4          | 5                | 6            | 7                   | 8                     | 9                  | 10                  | 11           | 12             | 13                 | 14       | 15           |
| +                  | +                      | +         | +          | +                | +            | +                   | +                     | +                  | +                   | +            | +              | +                  | +        | +            |

| connector 10 pin |                           |                     |                    |                     |               |                   |                   |     |          |
|------------------|---------------------------|---------------------|--------------------|---------------------|---------------|-------------------|-------------------|-----|----------|
| OUT              | IN                        | IN                  | IN                 | IN                  | IN            | IN                | IN                | IN  | IN       |
| Footbrake        | Drivers door opening sim. | Turn off the engine | Turn on the engine | Turn signal control | Trunk release | Opening all doors | Closing all doors | GND | PWR +12V |
| 1                | 2                         | 3                   | 4                  | 5                   | 6             | 7                 | 8                 | 9   | 10       |
| +                | +                         | +                   | +                  | +                   | +             | +                 | +                 | +   | +        |

|                              |
|------------------------------|
| Contr. of factory alarm      |
| Contr.c.lock. when ign.is on |
| Comfort closure              |

Attention:

Switches

**HYUNDAI GRAND STAREX**

year: 2012 →

program №: 11236

from: 2017-09-01

| connector 8 pin |        |        |        |        |        |                           |                         |
|-----------------|--------|--------|--------|--------|--------|---------------------------|-------------------------|
| CAN H           | CAN L  | CAN H  | CAN L  | CAN H  | CAN L  | OUT +                     | OUT -                   |
| CAN1-H          | CAN1-L | CAN2-H | CAN2-L | CAN3-H | CAN3-L | Alternative blink control | Alt. contr. centr. lock |
| 1               | 2      | 3      | 4      | 5      | 6      | 7                         | 8                       |
| +               | +      | +      | +      | +      | +      | +                         | +                       |

| connector 15 pin   |                        |           |            |                  |              |                     |                       |                    |                     |              |                |                    |          |              |
|--------------------|------------------------|-----------|------------|------------------|--------------|---------------------|-----------------------|--------------------|---------------------|--------------|----------------|--------------------|----------|--------------|
| OUT                | OUT                    | OUT       | OUT        | OUT              | OUT          | OUT                 | OUT                   | OUT                | OUT                 | OUT          | OUT            | OUT                | OUT      | OUT          |
| Driver door sensor | Passengers door sensor | Trunk lid | Hood sense | Original alarm++ | Arming state | Lock factory remote | Unlock factory remote | Any button pressed | Handbrake / Parking | Speed 10kmph | Engine running | Engine speed (RPM) | Ignition | Key inserted |
| 1                  | 2                      | 3         | 4          | 5                | 6            | 7                   | 8                     | 9                  | 10                  | 11           | 12             | 13                 | 14       | 15           |
| +                  | +                      | +         | +          | +                | +            | +                   | +                     | +                  | +                   | +            | +              | +                  | +        | +            |

| connector 10 pin |                           |                     |                    |                     |               |                   |                   |     |          |
|------------------|---------------------------|---------------------|--------------------|---------------------|---------------|-------------------|-------------------|-----|----------|
| OUT              | IN                        | IN                  | IN                 | IN                  | IN            | IN                | IN                | IN  | IN       |
| Footbrake        | Drivers door opening sim. | Turn off the engine | Turn on the engine | Turn signal control | Trunk release | Opening all doors | Closing all doors | GND | PWR +12V |
| 1                | 2                         | 3                   | 4                  | 5                   | 6             | 7                 | 8                 | 9   | 10       |
| +                | +                         | +                   | +                  | +                   | +             | +                 | +                 | +   | +        |

|                              |
|------------------------------|
| Contr. of factory alarm      |
| Contr.c.lock. when ign.is on |
| Comfort closure              |

Attention:

Switches

**HYUNDAI GRAND STAREX (HVX)**

year: 2011 →

program №: 11236

from: 2017-09-01

| connector 8 pin |        |        |        |        |        |                           |                         |
|-----------------|--------|--------|--------|--------|--------|---------------------------|-------------------------|
| CAN H           | CAN L  | CAN H  | CAN L  | CAN H  | CAN L  | OUT +                     | OUT -                   |
| CAN1-H          | CAN1-L | CAN2-H | CAN2-L | CAN3-H | CAN3-L | Alternative blink control | Alt. contr. centr. lock |
| 1               | 2      | 3      | 4      | 5      | 6      | 7                         | 8                       |
|                 |        | +      | +      |        |        | +                         |                         |

| connector 15 pin   |                        |           |            |                  |              |                     |                       |                    |                     |              |                |                    |          |              |
|--------------------|------------------------|-----------|------------|------------------|--------------|---------------------|-----------------------|--------------------|---------------------|--------------|----------------|--------------------|----------|--------------|
| OUT                | OUT                    | OUT       | OUT        | OUT              | OUT          | OUT                 | OUT                   | OUT                | OUT                 | OUT          | OUT            | OUT                | OUT      | OUT          |
| Driver door sensor | Passengers door sensor | Trunk lid | Hood sense | Original alarm++ | Arming state | Lock factory remote | Unlock factory remote | Any button pressed | Handbrake / Parking | Speed 10kmph | Engine running | Engine speed (RPM) | Ignition | Key inserted |
| 1                  | 2                      | 3         | 4          | 5                | 6            | 7                   | 8                     | 9                  | 10                  | 11           | 12             | 13                 | 14       | 15           |
| +                  | +                      | +         | +          | +                | +            | +                   | +                     | +                  | +                   | +            | +              | +                  | +        | +            |

| connector 10 pin |                           |                     |                    |                     |               |                   |                   |     |          |
|------------------|---------------------------|---------------------|--------------------|---------------------|---------------|-------------------|-------------------|-----|----------|
| OUT              | IN                        | IN                  | IN                 | IN                  | IN            | IN                | IN                | IN  | IN       |
| Footbrake        | Drivers door opening sim. | Turn off the engine | Turn on the engine | Turn signal control | Trunk release | Opening all doors | Closing all doors | GND | PWR +12V |
| 1                | 2                         | 3                   | 4                  | 5                   | 6             | 7                 | 8                 | 9   | 10       |
| +                |                           |                     |                    | +                   |               |                   |                   |     | +        |

|                         |                              |                 |
|-------------------------|------------------------------|-----------------|
| Contr. of factory alarm | Contr.c.lock, when ign.is on | Comfort closure |
|-------------------------|------------------------------|-----------------|

Attention:

Switches

**HYUNDAI GRAND STAREX**

year: 2007 →

program №: 11236

from: 2017-09-01

| connector 8 pin |        |        |        |        |        |                           |                         |
|-----------------|--------|--------|--------|--------|--------|---------------------------|-------------------------|
| CAN H           | CAN L  | CAN H  | CAN L  | CAN H  | CAN L  | OUT +                     | OUT -                   |
| CAN1-H          | CAN1-L | CAN2-H | CAN2-L | CAN3-H | CAN3-L | Alternative blink control | Alt. contr. centr. lock |
| 1               | 2      | 3      | 4      | 5      | 6      | 7                         | 8                       |
|                 |        | +      | +      |        |        | +                         |                         |

| connector 15 pin   |                        |           |            |                  |              |                     |                       |                    |                     |              |                |                    |          |              |
|--------------------|------------------------|-----------|------------|------------------|--------------|---------------------|-----------------------|--------------------|---------------------|--------------|----------------|--------------------|----------|--------------|
| OUT                | OUT                    | OUT       | OUT        | OUT              | OUT          | OUT                 | OUT                   | OUT                | OUT                 | OUT          | OUT            | OUT                | OUT      | OUT          |
| Driver door sensor | Passengers door sensor | Trunk lid | Hood sense | Original alarm++ | Arming state | Lock factory remote | Unlock factory remote | Any button pressed | Handbrake / Parking | Speed 10kmph | Engine running | Engine speed (RPM) | Ignition | Key inserted |
| 1                  | 2                      | 3         | 4          | 5                | 6            | 7                   | 8                     | 9                  | 10                  | 11           | 12             | 13                 | 14       | 15           |
| +                  | +                      | +         | +          | +                | +            | +                   | +                     | +                  | +                   | +            | +              | +                  | +        | +            |

| connector 10 pin |                           |                     |                    |                     |               |                   |                   |     |          |
|------------------|---------------------------|---------------------|--------------------|---------------------|---------------|-------------------|-------------------|-----|----------|
| OUT              | IN                        | IN                  | IN                 | IN                  | IN            | IN                | IN                | IN  | IN       |
| Footbrake        | Drivers door opening sim. | Turn off the engine | Turn on the engine | Turn signal control | Trunk release | Opening all doors | Closing all doors | GND | PWR +12V |
| 1                | 2                         | 3                   | 4                  | 5                   | 6             | 7                 | 8                 | 9   | 10       |
| +                |                           |                     |                    | +                   |               |                   |                   |     | +        |

|                         |                              |                 |
|-------------------------|------------------------------|-----------------|
| Contr. of factory alarm | Contr.c.lock, when ign.is on | Comfort closure |
|-------------------------|------------------------------|-----------------|

Attention:

Switches

**HYUNDAI GRANDEUR (IG)**

year: 2017 →

with Keyless System

program №: 13227

from: 2022-03-23

| connector 8 pin |        |        |        |        |        |                           |                         |
|-----------------|--------|--------|--------|--------|--------|---------------------------|-------------------------|
| CAN H           | CAN L  | CAN H  | CAN L  | CAN H  | CAN L  | OUT +                     | OUT -                   |
| CAN1-H          | CAN1-L | CAN2-H | CAN2-L | CAN3-H | CAN3-L | Alternative blink control | Alt. contr. centr. lock |
| 1               | 2      | 3      | 4      | 5      | 6      | 7                         | 8                       |
| +               | +      | +      | +      |        |        | +                         |                         |

| connector 15 pin   |                        |           |            |                  |              |                     |                       |                    |                     |              |                |                    |          |              |
|--------------------|------------------------|-----------|------------|------------------|--------------|---------------------|-----------------------|--------------------|---------------------|--------------|----------------|--------------------|----------|--------------|
| OUT                | OUT                    | OUT       | OUT        | OUT              | OUT          | OUT                 | OUT                   | OUT                | OUT                 | OUT          | OUT            | OUT                | OUT      | OUT          |
| Driver door sensor | Passengers door sensor | Trunk lid | Hood sense | Original alarm++ | Arming state | Lock factory remote | Unlock factory remote | Any button pressed | Handbrake / Parking | Speed 10kmph | Engine running | Engine speed (RPM) | Ignition | Key inserted |
| 1                  | 2                      | 3         | 4          | 5                | 6            | 7                   | 8                     | 9                  | 10                  | 11           | 12             | 13                 | 14       | 15           |
| +                  | +                      | +         | +          | +                | +            | +                   | +                     | +                  | +                   | +            | +              | +                  | +        | +            |

| connector 10 pin |                           |                     |                    |                     |               |                   |                   |     |          |
|------------------|---------------------------|---------------------|--------------------|---------------------|---------------|-------------------|-------------------|-----|----------|
| OUT              | IN                        | IN                  | IN                 | IN                  | IN            | IN                | IN                | IN  | IN       |
| Footbrake        | Drivers door opening sim. | Turn off the engine | Turn on the engine | Turn signal control | Trunk release | Opening all doors | Closing all doors | GND | PWR +12V |
| 1                | 2                         | 3                   | 4                  | 5                   | 6             | 7                 | 8                 | 9   | 10       |
| +                | +                         |                     |                    | +                   |               |                   |                   |     | +        |

|                         |                              |                 |
|-------------------------|------------------------------|-----------------|
| Contr. of factory alarm | Contr.c.lock, when ign.is on | Comfort closure |
|-------------------------|------------------------------|-----------------|

Attention:

Switches

**HYUNDAI GRANDEUR (HG) (Keyless)**

year: 2014 →

with Keyless System

program №: 11427

from: 2017-09-01

| connector 8 pin |        |        |        |        |        |                           |                         |
|-----------------|--------|--------|--------|--------|--------|---------------------------|-------------------------|
| CAN H           | CAN L  | CAN H  | CAN L  | CAN H  | CAN L  | OUT +                     | OUT -                   |
| CAN1-H          | CAN1-L | CAN2-H | CAN2-L | CAN3-H | CAN3-L | Alternative blink control | Alt. contr. centr. lock |
| 1               | 2      | 3      | 4      | 5      | 6      | 7                         | 8                       |
| +               | +      | +      | +      |        |        | +                         |                         |

| connector 15 pin   |                        |           |            |                  |              |                     |                       |                    |                     |              |                |                    |          |              |
|--------------------|------------------------|-----------|------------|------------------|--------------|---------------------|-----------------------|--------------------|---------------------|--------------|----------------|--------------------|----------|--------------|
| OUT                | OUT                    | OUT       | OUT        | OUT              | OUT          | OUT                 | OUT                   | OUT                | OUT                 | OUT          | OUT            | OUT                | OUT      | OUT          |
| Driver door sensor | Passengers door sensor | Trunk lid | Hood sense | Original alarm++ | Arming state | Lock factory remote | Unlock factory remote | Any button pressed | Handbrake / Parking | Speed 10kmph | Engine running | Engine speed (RPM) | Ignition | Key inserted |
| 1                  | 2                      | 3         | 4          | 5                | 6            | 7                   | 8                     | 9                  | 10                  | 11           | 12             | 13                 | 14       | 15           |
| +                  | +                      | +         | +          | +                | +            | +                   | +                     | +                  | +                   | +            | +              | +                  | +        | +            |

| connector 10 pin |                           |                     |                    |                     |               |                   |                   |     |          |
|------------------|---------------------------|---------------------|--------------------|---------------------|---------------|-------------------|-------------------|-----|----------|
| OUT              | IN                        | IN                  | IN                 | IN                  | IN            | IN                | IN                | IN  | IN       |
| Footbrake        | Drivers door opening sim. | Turn off the engine | Turn on the engine | Turn signal control | Trunk release | Opening all doors | Closing all doors | GND | PWR +12V |
| 1                | 2                         | 3                   | 4                  | 5                   | 6             | 7                 | 8                 | 9   | 10       |
| +                | +                         |                     |                    | +                   |               |                   |                   |     | +        |

|                         |                              |                 |
|-------------------------|------------------------------|-----------------|
| Contr. of factory alarm | Contr.c.lock, when ign.is on | Comfort closure |
|-------------------------|------------------------------|-----------------|

Attention:

Switches

**HYUNDAI GRANDEUR (HG) (Keyless)**

year: 2012 →

with Keyless System

program №: 11427

from: 2017-09-01

| connector 8 pin |        |        |        |        |        |                           |                         |
|-----------------|--------|--------|--------|--------|--------|---------------------------|-------------------------|
| CAN H           | CAN L  | CAN H  | CAN L  | CAN H  | CAN L  | OUT +                     | OUT -                   |
| CAN1-H          | CAN1-L | CAN2-H | CAN2-L | CAN3-H | CAN3-L | Alternative blink control | Alt. contr. centr. lock |
| 1               | 2      | 3      | 4      | 5      | 6      | 7                         | 8                       |
|                 |        | +      | +      |        |        | +                         |                         |

| connector 15 pin   |                        |           |            |                  |              |                     |                       |                    |                     |              |                |                    |          |              |
|--------------------|------------------------|-----------|------------|------------------|--------------|---------------------|-----------------------|--------------------|---------------------|--------------|----------------|--------------------|----------|--------------|
| OUT                | OUT                    | OUT       | OUT        | OUT              | OUT          | OUT                 | OUT                   | OUT                | OUT                 | OUT          | OUT            | OUT                | OUT      | OUT          |
| Driver door sensor | Passengers door sensor | Trunk lid | Hood sense | Original alarm++ | Arming state | Lock factory remote | Unlock factory remote | Any button pressed | Handbrake / Parking | Speed 10kmph | Engine running | Engine speed (RPM) | Ignition | Key inserted |
| 1                  | 2                      | 3         | 4          | 5                | 6            | 7                   | 8                     | 9                  | 10                  | 11           | 12             | 13                 | 14       | 15           |
| +                  | +                      | +         | +          | +                | +            | +                   | +                     | +                  | +                   | +            | +              | +                  | +        | +            |

| connector 10 pin |                           |                     |                    |                     |               |                   |                   |     |          |
|------------------|---------------------------|---------------------|--------------------|---------------------|---------------|-------------------|-------------------|-----|----------|
| OUT              | IN                        | IN                  | IN                 | IN                  | IN            | IN                | IN                | IN  | IN       |
| Footbrake        | Drivers door opening sim. | Turn off the engine | Turn on the engine | Turn signal control | Trunk release | Opening all doors | Closing all doors | GND | PWR +12V |
| 1                | 2                         | 3                   | 4                  | 5                   | 6             | 7                 | 8                 | 9   | 10       |
| +                | +                         |                     |                    | +                   |               |                   |                   |     | +        |

|                         |                              |                 |
|-------------------------|------------------------------|-----------------|
| Contr. of factory alarm | Contr.c.lock, when ign.is on | Comfort closure |
|-------------------------|------------------------------|-----------------|

Attention:

Switches



**HYUNDAI i10 (LA) (Keyless)**

year: 2024 →

with Keyless System

program №: 14983

from: 2023-10-18

| connector 8 pin |        |        |        |        |        |                           |                         |
|-----------------|--------|--------|--------|--------|--------|---------------------------|-------------------------|
| CAN H           | CAN L  | CAN H  | CAN L  | CAN H  | CAN L  | OUT +                     | OUT -                   |
| CAN1-H          | CAN1-L | CAN2-H | CAN2-L | CAN3-H | CAN3-L | Alternative blink control | Alt. contr. centr. lock |
| 1               | 2      | 3      | 4      | 5      | 6      | 7                         | 8                       |
| +               | +      | +      | +      | +      | +      | +                         | +                       |

| connector 15 pin   |                        |           |            |                  |              |                     |                       |                    |                     |              |                |                    |          |              |
|--------------------|------------------------|-----------|------------|------------------|--------------|---------------------|-----------------------|--------------------|---------------------|--------------|----------------|--------------------|----------|--------------|
| OUT                | OUT                    | OUT       | OUT        | OUT              | OUT          | OUT                 | OUT                   | OUT                | OUT                 | OUT          | OUT            | OUT                | OUT      | OUT          |
| Driver door sensor | Passengers door sensor | Trunk lid | Hood sense | Original alarm++ | Arming state | Lock factory remote | Unlock factory remote | Any button pressed | Handbrake / Parking | Speed 10kmph | Engine running | Engine speed (RPM) | Ignition | Key inserted |
| 1                  | 2                      | 3         | 4          | 5                | 6            | 7                   | 8                     | 9                  | 10                  | 11           | 12             | 13                 | 14       | 15           |
| +                  | +                      | +         | +          | +                | +            | +                   | +                     | +                  | +                   | +            | +              | +                  | +        | +            |

| connector 10 pin |                           |                     |                    |                     |               |                   |                   |     |          |
|------------------|---------------------------|---------------------|--------------------|---------------------|---------------|-------------------|-------------------|-----|----------|
| OUT              | IN                        | IN                  | IN                 | IN                  | IN            | IN                | IN                | IN  | IN       |
| Footbrake        | Drivers door opening sim. | Turn off the engine | Turn on the engine | Turn signal control | Trunk release | Opening all doors | Closing all doors | GND | PWR +12V |
| 1                | 2                         | 3                   | 4                  | 5                   | 6             | 7                 | 8                 | 9   | 10       |
| +                | +                         | +                   | +                  | +                   | +             | +                 | +                 | +   | +        |

|                         |                              |                 |
|-------------------------|------------------------------|-----------------|
| Contr. of factory alarm | Contr.c.lock. when ign.is on | Comfort closure |
| +                       | +                            | +               |

Attention:

**HYUNDAI i10 (LA)**

year: 2022 →

without Keyless System

program №: 14367

from: 2022-10-06

| connector 8 pin |        |        |        |        |        |                           |                         |
|-----------------|--------|--------|--------|--------|--------|---------------------------|-------------------------|
| CAN H           | CAN L  | CAN H  | CAN L  | CAN H  | CAN L  | OUT +                     | OUT -                   |
| CAN1-H          | CAN1-L | CAN2-H | CAN2-L | CAN3-H | CAN3-L | Alternative blink control | Alt. contr. centr. lock |
| 1               | 2      | 3      | 4      | 5      | 6      | 7                         | 8                       |
| +               | +      | +      | +      | +      | +      | +                         | +                       |

| connector 15 pin   |                        |           |            |                  |              |                     |                       |                    |                     |              |                |                    |          |              |
|--------------------|------------------------|-----------|------------|------------------|--------------|---------------------|-----------------------|--------------------|---------------------|--------------|----------------|--------------------|----------|--------------|
| OUT                | OUT                    | OUT       | OUT        | OUT              | OUT          | OUT                 | OUT                   | OUT                | OUT                 | OUT          | OUT            | OUT                | OUT      | OUT          |
| Driver door sensor | Passengers door sensor | Trunk lid | Hood sense | Original alarm++ | Arming state | Lock factory remote | Unlock factory remote | Any button pressed | Handbrake / Parking | Speed 10kmph | Engine running | Engine speed (RPM) | Ignition | Key inserted |
| 1                  | 2                      | 3         | 4          | 5                | 6            | 7                   | 8                     | 9                  | 10                  | 11           | 12             | 13                 | 14       | 15           |
| +                  | +                      | +         | +          | +                | +            | +                   | +                     | +                  | +                   | +            | +              | +                  | +        | +            |

| connector 10 pin |                           |                     |                    |                     |               |                   |                   |     |          |
|------------------|---------------------------|---------------------|--------------------|---------------------|---------------|-------------------|-------------------|-----|----------|
| OUT              | IN                        | IN                  | IN                 | IN                  | IN            | IN                | IN                | IN  | IN       |
| Footbrake        | Drivers door opening sim. | Turn off the engine | Turn on the engine | Turn signal control | Trunk release | Opening all doors | Closing all doors | GND | PWR +12V |
| 1                | 2                         | 3                   | 4                  | 5                   | 6             | 7                 | 8                 | 9   | 10       |
| +                | +                         | +                   | +                  | +                   | +             | +                 | +                 | +   | +        |

|                         |                              |                 |
|-------------------------|------------------------------|-----------------|
| Contr. of factory alarm | Contr.c.lock. when ign.is on | Comfort closure |
| +                       | +                            | +               |

Attention:

**HYUNDAI i10 (LA)**

year: 2020 →

without Keyless System

program №: 13176

from: 2020-05-12

| connector 8 pin |        |        |        |        |        |                           |                         |
|-----------------|--------|--------|--------|--------|--------|---------------------------|-------------------------|
| CAN H           | CAN L  | CAN H  | CAN L  | CAN H  | CAN L  | OUT +                     | OUT -                   |
| CAN1-H          | CAN1-L | CAN2-H | CAN2-L | CAN3-H | CAN3-L | Alternative blink control | Alt. contr. centr. lock |
| 1               | 2      | 3      | 4      | 5      | 6      | 7                         | 8                       |
| +               | +      | +      | +      | +      | +      | +                         | +                       |

| connector 15 pin   |                        |           |            |                  |              |                     |                       |                    |                     |              |                |                    |          |              |
|--------------------|------------------------|-----------|------------|------------------|--------------|---------------------|-----------------------|--------------------|---------------------|--------------|----------------|--------------------|----------|--------------|
| OUT                | OUT                    | OUT       | OUT        | OUT              | OUT          | OUT                 | OUT                   | OUT                | OUT                 | OUT          | OUT            | OUT                | OUT      | OUT          |
| Driver door sensor | Passengers door sensor | Trunk lid | Hood sense | Original alarm++ | Arming state | Lock factory remote | Unlock factory remote | Any button pressed | Handbrake / Parking | Speed 10kmph | Engine running | Engine speed (RPM) | Ignition | Key inserted |
| 1                  | 2                      | 3         | 4          | 5                | 6            | 7                   | 8                     | 9                  | 10                  | 11           | 12             | 13                 | 14       | 15           |
| +                  | +                      | +         | +          | +                | +            | +                   | +                     | +                  | +                   | +            | +              | +                  | +        | +            |

| connector 10 pin |                           |                     |                    |                     |               |                   |                   |     |          |
|------------------|---------------------------|---------------------|--------------------|---------------------|---------------|-------------------|-------------------|-----|----------|
| OUT              | IN                        | IN                  | IN                 | IN                  | IN            | IN                | IN                | IN  | IN       |
| Footbrake        | Drivers door opening sim. | Turn off the engine | Turn on the engine | Turn signal control | Trunk release | Opening all doors | Closing all doors | GND | PWR +12V |
| 1                | 2                         | 3                   | 4                  | 5                   | 6             | 7                 | 8                 | 9   | 10       |
| +                | +                         | +                   | +                  | +                   | +             | +                 | +                 | +   | +        |

|                         |                              |                 |
|-------------------------|------------------------------|-----------------|
| Contr. of factory alarm | Contr.c.lock. when ign.is on | Comfort closure |
| +                       | +                            | +               |

Attention:

**HYUNDAI i10 (BA)**

year: 2015 →

without Keyless System

program №: 11674

from: 2017-09-01

| connector 8 pin |        |        |        |        |        |                           |                         |
|-----------------|--------|--------|--------|--------|--------|---------------------------|-------------------------|
| CAN H           | CAN L  | CAN H  | CAN L  | CAN H  | CAN L  | OUT +                     | OUT -                   |
| CAN1-H          | CAN1-L | CAN2-H | CAN2-L | CAN3-H | CAN3-L | Alternative blink control | Alt. contr. centr. lock |
| 1               | 2      | 3      | 4      | 5      | 6      | 7                         | 8                       |
| +               | +      | +      | +      | +      | +      | +                         | +                       |

| connector 15 pin   |                        |           |            |                  |              |                     |                       |                    |                     |              |                |                    |          |              |
|--------------------|------------------------|-----------|------------|------------------|--------------|---------------------|-----------------------|--------------------|---------------------|--------------|----------------|--------------------|----------|--------------|
| OUT                | OUT                    | OUT       | OUT        | OUT              | OUT          | OUT                 | OUT                   | OUT                | OUT                 | OUT          | OUT            | OUT                | OUT      | OUT          |
| Driver door sensor | Passengers door sensor | Trunk lid | Hood sense | Original alarm++ | Arming state | Lock factory remote | Unlock factory remote | Any button pressed | Handbrake / Parking | Speed 10kmph | Engine running | Engine speed (RPM) | Ignition | Key inserted |
| 1                  | 2                      | 3         | 4          | 5                | 6            | 7                   | 8                     | 9                  | 10                  | 11           | 12             | 13                 | 14       | 15           |
| +                  | +                      | +         | +          | +                | +            | +                   | +                     | +                  | +                   | +            | +              | +                  | +        | +            |

| connector 10 pin |                           |                     |                    |                     |               |                   |                   |     |          |
|------------------|---------------------------|---------------------|--------------------|---------------------|---------------|-------------------|-------------------|-----|----------|
| OUT              | IN                        | IN                  | IN                 | IN                  | IN            | IN                | IN                | IN  | IN       |
| Footbrake        | Drivers door opening sim. | Turn off the engine | Turn on the engine | Turn signal control | Trunk release | Opening all doors | Closing all doors | GND | PWR +12V |
| 1                | 2                         | 3                   | 4                  | 5                   | 6             | 7                 | 8                 | 9   | 10       |
| +                | +                         | +                   | +                  | +                   | +             | +                 | +                 | +   | +        |

|                         |                              |                 |
|-------------------------|------------------------------|-----------------|
| Contr. of factory alarm | Contr.c.lock. when ign.is on | Comfort closure |
| +                       | +                            | +               |

Attention:

**HYUNDAI i20 (BC3)**

year: 2021 →

with and without Keyless System

program №: 13534

from: 2022-11-28

| connector 8 pin |        |        |        |        |        |                           |                         |
|-----------------|--------|--------|--------|--------|--------|---------------------------|-------------------------|
| CAN H           | CAN L  | CAN H  | CAN L  | CAN H  | CAN L  | OUT +                     | OUT -                   |
| CAN1-H          | CAN1-L | CAN2-H | CAN2-L | CAN3-H | CAN3-L | Alternative blink control | Alt. contr. centr. lock |
| 1               | 2      | 3      | 4      | 5      | 6      | 7                         | 8                       |
| +               | +      | +      | +      | +      | +      | +                         | +                       |

| connector 15 pin   |                        |           |            |                  |              |                     |                       |                    |                     |              |                |                    |          |              |
|--------------------|------------------------|-----------|------------|------------------|--------------|---------------------|-----------------------|--------------------|---------------------|--------------|----------------|--------------------|----------|--------------|
| OUT                | OUT                    | OUT       | OUT        | OUT              | OUT          | OUT                 | OUT                   | OUT                | OUT                 | OUT          | OUT            | OUT                | OUT      | OUT          |
| Driver door sensor | Passengers door sensor | Trunk lid | Hood sense | Original alarm++ | Arming state | Lock factory remote | Unlock factory remote | Any button pressed | Handbrake / Parking | Speed 10kmph | Engine running | Engine speed (RPM) | Ignition | Key inserted |
| 1                  | 2                      | 3         | 4          | 5                | 6            | 7                   | 8                     | 9                  | 10                  | 11           | 12             | 13                 | 14       | 15           |
| +                  | +                      | +         | +          | +                | +            | +                   | +                     | +                  | +                   | +            | +              | +                  | +        | +            |

| connector 10 pin |                           |                     |                    |                     |               |                   |                   |     |          |
|------------------|---------------------------|---------------------|--------------------|---------------------|---------------|-------------------|-------------------|-----|----------|
| OUT              | IN                        | IN                  | IN                 | IN                  | IN            | IN                | IN                | IN  | IN       |
| Footbrake        | Drivers door opening sim. | Turn off the engine | Turn on the engine | Turn signal control | Trunk release | Opening all doors | Closing all doors | GND | PWR +12V |
| 1                | 2                         | 3                   | 4                  | 5                   | 6             | 7                 | 8                 | 9   | 10       |
| +                | +                         | +                   | +                  | +                   | +             | +                 | +                 | +   | +        |

|                         |                              |                 |
|-------------------------|------------------------------|-----------------|
| Contr. of factory alarm | Contr.c.lock. when ign.is on | Comfort closure |
| +                       | +                            | +               |

Attention:

Switches



| HYUNDAI i20 (BI3) |        |        |        |        |        |       |       |                           |                         | year: 2021 → with and without Keyless System |                        |           |            |                  |              |                     |                       |                    |                     | program №: 13986 |                |                    |          |              |           |                           |                     |                    |                     | from: 2022-11-28 |                   |                   |     |          |                         |                              |                 |   |   |   |   |   |   |   |   |   |   |   |   |   |   |   |   |   |   |   |   |
|-------------------|--------|--------|--------|--------|--------|-------|-------|---------------------------|-------------------------|----------------------------------------------|------------------------|-----------|------------|------------------|--------------|---------------------|-----------------------|--------------------|---------------------|------------------|----------------|--------------------|----------|--------------|-----------|---------------------------|---------------------|--------------------|---------------------|------------------|-------------------|-------------------|-----|----------|-------------------------|------------------------------|-----------------|---|---|---|---|---|---|---|---|---|---|---|---|---|---|---|---|---|---|---|---|
| connector 8 pin   |        |        |        |        |        |       |       |                           |                         | connector 15 pin                             |                        |           |            |                  |              |                     |                       |                    |                     | connector 10 pin |                |                    |          |              |           |                           |                     |                    |                     |                  |                   |                   |     |          |                         |                              |                 |   |   |   |   |   |   |   |   |   |   |   |   |   |   |   |   |   |   |   |   |
| CAN H             | CAN L  | CAN H  | CAN L  | CAN H  | CAN L  | CAN H | CAN L | OUT +                     | OUT -                   | OUT -                                        | OUT -                  | OUT -     | OUT -      | OUT -            | OUT -        | OUT -               | OUT -                 | OUT -              | OUT -               | OUT +            | IN             | IN                 | IN       | IN           | IN        | IN                        | IN                  | IN                 | IN                  |                  |                   |                   |     |          |                         |                              |                 |   |   |   |   |   |   |   |   |   |   |   |   |   |   |   |   |   |   |   |   |
| CAN1-H            | CAN1-L | CAN2-H | CAN2-L | CAN3-H | CAN3-L |       |       | Alternative blink control | Alt. contr. centr. lock | Driver door sensor                           | Passengers door sensor | Trunk lid | Hood sense | Original alarm++ | Arming state | Lock factory remote | Unlock factory remote | Any button pressed | Handbrake / Parking | Speed 10kmph     | Engine running | Engine speed (RPM) | Ignition | Key inserted | Footbrake | Drivers door opening sim. | Turn off the engine | Turn on the engine | Turn signal control | Trunk release    | Opening all doors | Closing all doors | GND | PWR +12V | Contr. of factory alarm | Contr.c.lock. when ign.is on | Comfort closure |   |   |   |   |   |   |   |   |   |   |   |   |   |   |   |   |   |   |   |   |
| 1                 | 2      | 3      | 4      | 5      | 6      |       |       | 7                         | 8                       | 1                                            | 2                      | 3         | 4          | 5                | 6            | 7                   | 8                     | 9                  | 10                  | 11               | 12             | 13                 | 14       | 15           | 1         | 2                         | 3                   | 4                  | 5                   | 6                | 7                 | 8                 | 9   | 10       | +                       | +                            | +               | + | + | + | + | + | + | + | + | + | + | + | + | + | + | + | + | + | + | + | + |
| Attention:        |        |        |        |        |        |       |       |                           |                         |                                              |                        |           |            |                  |              |                     |                       |                    |                     |                  |                |                    |          |              |           |                           |                     |                    |                     |                  |                   |                   |     |          |                         |                              |                 |   |   |   |   |   |   |   |   |   |   |   |   |   |   |   |   |   |   |   |   |
| Switches          |        |        |        |        |        |       |       |                           |                         |                                              |                        |           |            |                  |              |                     |                       |                    |                     |                  |                |                    |          |              |           |                           |                     |                    |                     |                  |                   |                   |     |          |                         |                              |                 |   |   |   |   |   |   |   |   |   |   |   |   |   |   |   |   |   |   |   |   |
| HYUNDAI i20 (GB)  |        |        |        |        |        |       |       |                           |                         | year: 2018 → without Keyless System          |                        |           |            |                  |              |                     |                       |                    |                     | program №: 13179 |                |                    |          |              |           |                           |                     |                    |                     | from: 2020-05-26 |                   |                   |     |          |                         |                              |                 |   |   |   |   |   |   |   |   |   |   |   |   |   |   |   |   |   |   |   |   |
| connector 8 pin   |        |        |        |        |        |       |       |                           |                         | connector 15 pin                             |                        |           |            |                  |              |                     |                       |                    |                     | connector 10 pin |                |                    |          |              |           |                           |                     |                    |                     |                  |                   |                   |     |          |                         |                              |                 |   |   |   |   |   |   |   |   |   |   |   |   |   |   |   |   |   |   |   |   |
| CAN H             | CAN L  | CAN H  | CAN L  | CAN H  | CAN L  | CAN H | CAN L | OUT +                     | OUT -                   | OUT -                                        | OUT -                  | OUT -     | OUT -      | OUT -            | OUT -        | OUT -               | OUT -                 | OUT -              | OUT -               | OUT +            | IN             | IN                 | IN       | IN           | IN        | IN                        | IN                  | IN                 | IN                  |                  |                   |                   |     |          |                         |                              |                 |   |   |   |   |   |   |   |   |   |   |   |   |   |   |   |   |   |   |   |   |
| CAN1-H            | CAN1-L | CAN2-H | CAN2-L | CAN3-H | CAN3-L |       |       | Alternative blink control | Alt. contr. centr. lock | Driver door sensor                           | Passengers door sensor | Trunk lid | Hood sense | Original alarm++ | Arming state | Lock factory remote | Unlock factory remote | Any button pressed | Handbrake / Parking | Speed 10kmph     | Engine running | Engine speed (RPM) | Ignition | Key inserted | Footbrake | Drivers door opening sim. | Turn off the engine | Turn on the engine | Turn signal control | Trunk release    | Opening all doors | Closing all doors | GND | PWR +12V | Contr. of factory alarm | Contr.c.lock. when ign.is on | Comfort closure |   |   |   |   |   |   |   |   |   |   |   |   |   |   |   |   |   |   |   |   |
| 1                 | 2      | 3      | 4      | 5      | 6      |       |       | 7                         | 8                       | 1                                            | 2                      | 3         | 4          | 5                | 6            | 7                   | 8                     | 9                  | 10                  | 11               | 12             | 13                 | 14       | 15           | 1         | 2                         | 3                   | 4                  | 5                   | 6                | 7                 | 8                 | 9   | 10       | +                       | +                            | +               | + | + | + | + | + | + | + | + | + | + | + | + | + | + | + | + | + | + | + | + |
| Attention:        |        |        |        |        |        |       |       |                           |                         |                                              |                        |           |            |                  |              |                     |                       |                    |                     |                  |                |                    |          |              |           |                           |                     |                    |                     |                  |                   |                   |     |          |                         |                              |                 |   |   |   |   |   |   |   |   |   |   |   |   |   |   |   |   |   |   |   |   |
| Switches          |        |        |        |        |        |       |       |                           |                         |                                              |                        |           |            |                  |              |                     |                       |                    |                     |                  |                |                    |          |              |           |                           |                     |                    |                     |                  |                   |                   |     |          |                         |                              |                 |   |   |   |   |   |   |   |   |   |   |   |   |   |   |   |   |   |   |   |   |
| HYUNDAI i20 (GB)  |        |        |        |        |        |       |       |                           |                         | year: 2015 → without Keyless System          |                        |           |            |                  |              |                     |                       |                    |                     | program №: 11672 |                |                    |          |              |           |                           |                     |                    |                     | from: 2020-05-26 |                   |                   |     |          |                         |                              |                 |   |   |   |   |   |   |   |   |   |   |   |   |   |   |   |   |   |   |   |   |
| connector 8 pin   |        |        |        |        |        |       |       |                           |                         | connector 15 pin                             |                        |           |            |                  |              |                     |                       |                    |                     | connector 10 pin |                |                    |          |              |           |                           |                     |                    |                     |                  |                   |                   |     |          |                         |                              |                 |   |   |   |   |   |   |   |   |   |   |   |   |   |   |   |   |   |   |   |   |
| CAN H             | CAN L  | CAN H  | CAN L  | CAN H  | CAN L  | CAN H | CAN L | OUT +                     | OUT -                   | OUT -                                        | OUT -                  | OUT -     | OUT -      | OUT -            | OUT -        | OUT -               | OUT -                 | OUT -              | OUT -               | OUT +            | IN             | IN                 | IN       | IN           | IN        | IN                        | IN                  | IN                 | IN                  |                  |                   |                   |     |          |                         |                              |                 |   |   |   |   |   |   |   |   |   |   |   |   |   |   |   |   |   |   |   |   |
| CAN1-H            | CAN1-L | CAN2-H | CAN2-L | CAN3-H | CAN3-L |       |       | Alternative blink control | Alt. contr. centr. lock | Driver door sensor                           | Passengers door sensor | Trunk lid | Hood sense | Original alarm++ | Arming state | Lock factory remote | Unlock factory remote | Any button pressed | Handbrake / Parking | Speed 10kmph     | Engine running | Engine speed (RPM) | Ignition | Key inserted | Footbrake | Drivers door opening sim. | Turn off the engine | Turn on the engine | Turn signal control | Trunk release    | Opening all doors | Closing all doors | GND | PWR +12V | Contr. of factory alarm | Contr.c.lock. when ign.is on | Comfort closure |   |   |   |   |   |   |   |   |   |   |   |   |   |   |   |   |   |   |   |   |
| 1                 | 2      | 3      | 4      | 5      | 6      |       |       | 7                         | 8                       | 1                                            | 2                      | 3         | 4          | 5                | 6            | 7                   | 8                     | 9                  | 10                  | 11               | 12             | 13                 | 14       | 15           | 1         | 2                         | 3                   | 4                  | 5                   | 6                | 7                 | 8                 | 9   | 10       | +                       | +                            | +               | + | + | + | + | + | + | + | + | + | + | + | + | + | + | + | + | + | + | + | + |
| Attention:        |        |        |        |        |        |       |       |                           |                         |                                              |                        |           |            |                  |              |                     |                       |                    |                     |                  |                |                    |          |              |           |                           |                     |                    |                     |                  |                   |                   |     |          |                         |                              |                 |   |   |   |   |   |   |   |   |   |   |   |   |   |   |   |   |   |   |   |   |
| Switches          |        |        |        |        |        |       |       |                           |                         |                                              |                        |           |            |                  |              |                     |                       |                    |                     |                  |                |                    |          |              |           |                           |                     |                    |                     |                  |                   |                   |     |          |                         |                              |                 |   |   |   |   |   |   |   |   |   |   |   |   |   |   |   |   |   |   |   |   |
| HYUNDAI i20 (PB)  |        |        |        |        |        |       |       |                           |                         | year: 2013 → without Keyless System          |                        |           |            |                  |              |                     |                       |                    |                     | program №: 11645 |                |                    |          |              |           |                           |                     |                    |                     | from: 2017-09-01 |                   |                   |     |          |                         |                              |                 |   |   |   |   |   |   |   |   |   |   |   |   |   |   |   |   |   |   |   |   |
| connector 8 pin   |        |        |        |        |        |       |       |                           |                         | connector 15 pin                             |                        |           |            |                  |              |                     |                       |                    |                     | connector 10 pin |                |                    |          |              |           |                           |                     |                    |                     |                  |                   |                   |     |          |                         |                              |                 |   |   |   |   |   |   |   |   |   |   |   |   |   |   |   |   |   |   |   |   |
| CAN H             | CAN L  | CAN H  | CAN L  | CAN H  | CAN L  | CAN H | CAN L | OUT +                     | OUT -                   | OUT -                                        | OUT -                  | OUT -     | OUT -      | OUT -            | OUT -        | OUT -               | OUT -                 | OUT -              | OUT -               | OUT +            | IN             | IN                 | IN       | IN           | IN        | IN                        | IN                  | IN                 | IN                  |                  |                   |                   |     |          |                         |                              |                 |   |   |   |   |   |   |   |   |   |   |   |   |   |   |   |   |   |   |   |   |
| CAN1-H            | CAN1-L | CAN2-H | CAN2-L | CAN3-H | CAN3-L |       |       | Alternative blink control | Alt. contr. centr. lock | Driver door sensor                           | Passengers door sensor | Trunk lid | Hood sense | Original alarm++ | Arming state | Lock factory remote | Unlock factory remote | Any button pressed | Handbrake / Parking | Speed 10kmph     | Engine running | Engine speed (RPM) | Ignition | Key inserted | Footbrake | Drivers door opening sim. | Turn off the engine | Turn on the engine | Turn signal control | Trunk release    | Opening all doors | Closing all doors | GND | PWR +12V | Contr. of factory alarm | Contr.c.lock. when ign.is on | Comfort closure |   |   |   |   |   |   |   |   |   |   |   |   |   |   |   |   |   |   |   |   |
| 1                 | 2      | 3      | 4      | 5      | 6      |       |       | 7                         | 8                       | 1                                            | 2                      | 3         | 4          | 5                | 6            | 7                   | 8                     | 9                  | 10                  | 11               | 12             | 13                 | 14       | 15           | 1         | 2                         | 3                   | 4                  | 5                   | 6                | 7                 | 8                 | 9   | 10       | +                       | +                            | +               | + | + | + | + | + | + | + | + | + | + | + | + | + | + | + | + | + | + | + | + |
| Attention:        |        |        |        |        |        |       |       |                           |                         |                                              |                        |           |            |                  |              |                     |                       |                    |                     |                  |                |                    |          |              |           |                           |                     |                    |                     |                  |                   |                   |     |          |                         |                              |                 |   |   |   |   |   |   |   |   |   |   |   |   |   |   |   |   |   |   |   |   |
| Switches          |        |        |        |        |        |       |       |                           |                         |                                              |                        |           |            |                  |              |                     |                       |                    |                     |                  |                |                    |          |              |           |                           |                     |                    |                     |                  |                   |                   |     |          |                         |                              |                 |   |   |   |   |   |   |   |   |   |   |   |   |   |   |   |   |   |   |   |   |
| HYUNDAI i30 (PD)  |        |        |        |        |        |       |       |                           |                         | year: 2021 → with and without Keyless System |                        |           |            |                  |              |                     |                       |                    |                     | program №: 13544 |                |                    |          |              |           |                           |                     |                    |                     | from: 2024-01-19 |                   |                   |     |          |                         |                              |                 |   |   |   |   |   |   |   |   |   |   |   |   |   |   |   |   |   |   |   |   |
| connector 8 pin   |        |        |        |        |        |       |       |                           |                         | connector 15 pin                             |                        |           |            |                  |              |                     |                       |                    |                     | connector 10 pin |                |                    |          |              |           |                           |                     |                    |                     |                  |                   |                   |     |          |                         |                              |                 |   |   |   |   |   |   |   |   |   |   |   |   |   |   |   |   |   |   |   |   |
| CAN H             | CAN L  | CAN H  | CAN L  | CAN H  | CAN L  | CAN H | CAN L | OUT +                     | OUT -                   | OUT -                                        | OUT -                  | OUT -     | OUT -      | OUT -            | OUT -        | OUT -               | OUT -                 | OUT -              | OUT -               | OUT +            | IN             | IN                 | IN       | IN           | IN        | IN                        | IN                  | IN                 | IN                  |                  |                   |                   |     |          |                         |                              |                 |   |   |   |   |   |   |   |   |   |   |   |   |   |   |   |   |   |   |   |   |
| CAN1-H            | CAN1-L | CAN2-H | CAN2-L | CAN3-H | CAN3-L |       |       | Alternative blink control | Alt. contr. centr. lock | Driver door sensor                           | Passengers door sensor | Trunk lid | Hood sense | Original alarm++ | Arming state | Lock factory remote | Unlock factory remote | Any button pressed | Handbrake / Parking | Speed 10kmph     | Engine running | Engine speed (RPM) | Ignition | Key inserted | Footbrake | Drivers door opening sim. | Turn off the engine | Turn on the engine | Turn signal control | Trunk release    | Opening all doors | Closing all doors | GND | PWR +12V | Contr. of factory alarm | Contr.c.lock. when ign.is on | Comfort closure |   |   |   |   |   |   |   |   |   |   |   |   |   |   |   |   |   |   |   |   |
| 1                 | 2      | 3      | 4      | 5      | 6      |       |       | 7                         | 8                       | 1                                            | 2                      | 3         | 4          | 5                | 6            | 7                   | 8                     | 9                  | 10                  | 11               | 12             | 13                 | 14       | 15           | 1         | 2                         | 3                   | 4                  | 5                   | 6                | 7                 | 8                 | 9   | 10       | +                       | +                            | +               | + | + | + | + | + | + | + | + | + | + | + | + | + | + | + | + | + | + | + | + |
| Attention:        |        |        |        |        |        |       |       |                           |                         |                                              |                        |           |            |                  |              |                     |                       |                    |                     |                  |                |                    |          |              |           |                           |                     |                    |                     |                  |                   |                   |     |          |                         |                              |                 |   |   |   |   |   |   |   |   |   |   |   |   |   |   |   |   |   |   |   |   |
| Switches          |        |        |        |        |        |       |       |                           |                         |                                              |                        |           |            |                  |              |                     |                       |                    |                     |                  |                |                    |          |              |           |                           |                     |                    |                     |                  |                   |                   |     |          |                         |                              |                 |   |   |   |   |   |   |   |   |   |   |   |   |   |   |   |   |   |   |   |   |

HYUNDAI i30 (PD)

year: 2017 ->

without Keyless System

program No: 12198

from: 2024-01-19

Table with columns for CAN lines (CAN H, CAN L, CAN H, CAN L, CAN H, CAN L, OUT +, OUT -), connector 8 pin, connector 15 pin, connector 10 pin, and various sensors/signals like Driver door sensor, Passengers door sensor, Trunk lid, Hood sense, Original alarm++, Arming state, Lock factory remote, Unlock factory remote, Any button pressed, Handbrake / Parking, Speed 10kmph, Engine running, Engine speed (RPM), Ignition, Key inserted, Footbrake, Drivers door opening sim., Turn off the engine, Turn on the engine, Turn signal control, Trunk release, Opening all doors, Closing all doors, GND, PWR +12V, Contr. of factory alarm, Contr.c.lock. when ign.is on, Comfort closure.

Attention:



HYUNDAI i30 (GD)

year: 2015 ->

without Keyless System

program No: 11299

from: 2017-09-01

Table with columns for CAN lines (CAN H, CAN L, CAN H, CAN L, CAN H, CAN L, OUT +, OUT -), connector 8 pin, connector 15 pin, connector 10 pin, and various sensors/signals like Driver door sensor, Passengers door sensor, Trunk lid, Hood sense, Original alarm++, Arming state, Lock factory remote, Unlock factory remote, Any button pressed, Handbrake / Parking, Speed 10kmph, Engine running, Engine speed (RPM), Ignition, Key inserted, Footbrake, Drivers door opening sim., Turn off the engine, Turn on the engine, Turn signal control, Trunk release, Opening all doors, Closing all doors, GND, PWR +12V, Contr. of factory alarm, Contr.c.lock. when ign.is on, Comfort closure.

Attention:



HYUNDAI i30 (GD)

year: 2012 ->

without Keyless System

program No: 11299

from: 2017-09-01

Table with columns for CAN lines (CAN H, CAN L, CAN H, CAN L, CAN H, CAN L, OUT +, OUT -), connector 8 pin, connector 15 pin, connector 10 pin, and various sensors/signals like Driver door sensor, Passengers door sensor, Trunk lid, Hood sense, Original alarm++, Arming state, Lock factory remote, Unlock factory remote, Any button pressed, Handbrake / Parking, Speed 10kmph, Engine running, Engine speed (RPM), Ignition, Key inserted, Footbrake, Drivers door opening sim., Turn off the engine, Turn on the engine, Turn signal control, Trunk release, Opening all doors, Closing all doors, GND, PWR +12V, Contr. of factory alarm, Contr.c.lock. when ign.is on, Comfort closure.

Attention:



HYUNDAI i40 (VF) (Keyless)

year: 2015 ->

with Keyless System

program No: 11417

from: 2020-12-16

Table with columns for CAN lines (CAN H, CAN L, CAN H, CAN L, CAN H, CAN L, OUT +, OUT -), connector 8 pin, connector 15 pin, connector 10 pin, and various sensors/signals like Driver door sensor, Passengers door sensor, Trunk lid, Hood sense, Original alarm++, Arming state, Lock factory remote, Unlock factory remote, Any button pressed, Handbrake / Parking, Speed 10kmph, Engine running, Engine speed (RPM), Ignition, Key inserted, Footbrake, Drivers door opening sim., Turn off the engine, Turn on the engine, Turn signal control, Trunk release, Opening all doors, Closing all doors, GND, PWR +12V, Contr. of factory alarm, Contr.c.lock. when ign.is on, Comfort closure.

Attention:



HYUNDAI i40 (VF) (Keyless)

year: 2011 ->

with Keyless System

program No: 11417

from: 2020-12-16

Table with columns for CAN lines (CAN H, CAN L, CAN H, CAN L, CAN H, CAN L, OUT +, OUT -), connector 8 pin, connector 15 pin, connector 10 pin, and various sensors/signals like Driver door sensor, Passengers door sensor, Trunk lid, Hood sense, Original alarm++, Arming state, Lock factory remote, Unlock factory remote, Any button pressed, Handbrake / Parking, Speed 10kmph, Engine running, Engine speed (RPM), Ignition, Key inserted, Footbrake, Drivers door opening sim., Turn off the engine, Turn on the engine, Turn signal control, Trunk release, Opening all doors, Closing all doors, GND, PWR +12V, Contr. of factory alarm, Contr.c.lock. when ign.is on, Comfort closure.

Attention:





| HYUNDAI IONIQ (AE) (Hybrid) |        |        |        |        |        |       |       |       |       | year: 2017 →       |                        |                  |            |                  |              |                     |                       |                    |                     | with and without Keyless System |                |                    |          |                  |           |                           |                     |                    |                     | program No: 12175 |                   |                   |     |          |    |    |                         |                              |                 | from: 2022-06-29 |   |   |   |   |   |   |   |   |   |
|-----------------------------|--------|--------|--------|--------|--------|-------|-------|-------|-------|--------------------|------------------------|------------------|------------|------------------|--------------|---------------------|-----------------------|--------------------|---------------------|---------------------------------|----------------|--------------------|----------|------------------|-----------|---------------------------|---------------------|--------------------|---------------------|-------------------|-------------------|-------------------|-----|----------|----|----|-------------------------|------------------------------|-----------------|------------------|---|---|---|---|---|---|---|---|---|
| connector 8 pin             |        |        |        |        |        |       |       | OUT + |       | OUT -              |                        | connector 15 pin |            |                  |              |                     |                       |                    |                     | OUT +                           |                | OUT -              |          | connector 10 pin |           |                           |                     |                    |                     |                   |                   | OUT +             |     | OUT -    |    |    |                         |                              |                 |                  |   |   |   |   |   |   |   |   |   |
| CAN H                       | CAN L  | CAN H  | CAN L  | CAN H  | CAN L  | CAN H | CAN L | OUT + | OUT - | OUT                | OUT                    | OUT              | OUT        | OUT              | OUT          | OUT                 | OUT                   | OUT +              | OUT -               | OUT                             | IN             | IN                 | IN       | IN               | IN        | IN                        | IN                  | OUT +              | OUT -               | OUT               | IN                | IN                | IN  | IN       | IN | IN | IN                      |                              |                 |                  |   |   |   |   |   |   |   |   |   |
| CAN1-H                      | CAN1-L | CAN2-H | CAN2-L | CAN3-H | CAN3-L |       |       |       |       | Driver door sensor | Passengers door sensor | Trunk lid        | Hood sense | Original alarm++ | Arming state | Lock factory remote | Unlock factory remote | Any button pressed | Handbrake / Parking | Speed 10kmph                    | Engine running | Engine speed (RPM) | Ignition | Key inserted     | Footbrake | Drivers door opening sim. | Turn off the engine | Turn on the engine | Turn signal control | Trunk release     | Opening all doors | Closing all doors | GND | PWR +12V |    |    | Contr. of factory alarm | Contr.c.lock. when ign.is on | Comfort closure |                  |   |   |   |   |   |   |   |   |   |
| 1                           | 2      | 3      | 4      | 5      | 6      | 7     | 8     | +     | -     | +                  | +                      | +                | +          | +                | +            | +                   | +                     | +                  | +                   | +                               | +              | +                  | +        | +                | +         | +                         | +                   | +                  | +                   | +                 | +                 | +                 | +   | +        | +  | +  | +                       | +                            | +               | +                | + | + | + | + | + | + | + | + | + |

Attention:

Switches

| HYUNDAI IONIQ 5 (Electric) |        |        |        |        |        |       |       |       |       | year: 2022 →       |                        |                  |            |                  |              |                     |                       |                    |                     | with and without Keyless System |                |                    |          |                  |           |                           |                     |                    |                     | program No: 13882 |                   |                   |     |          |    |    |                         |                              |                 | from: 2023-09-07 |   |   |   |   |   |   |   |   |   |
|----------------------------|--------|--------|--------|--------|--------|-------|-------|-------|-------|--------------------|------------------------|------------------|------------|------------------|--------------|---------------------|-----------------------|--------------------|---------------------|---------------------------------|----------------|--------------------|----------|------------------|-----------|---------------------------|---------------------|--------------------|---------------------|-------------------|-------------------|-------------------|-----|----------|----|----|-------------------------|------------------------------|-----------------|------------------|---|---|---|---|---|---|---|---|---|
| connector 8 pin            |        |        |        |        |        |       |       | OUT + |       | OUT -              |                        | connector 15 pin |            |                  |              |                     |                       |                    |                     | OUT +                           |                | OUT -              |          | connector 10 pin |           |                           |                     |                    |                     |                   |                   | OUT +             |     | OUT -    |    |    |                         |                              |                 |                  |   |   |   |   |   |   |   |   |   |
| CAN H                      | CAN L  | CAN H  | CAN L  | CAN H  | CAN L  | CAN H | CAN L | OUT + | OUT - | OUT                | OUT                    | OUT              | OUT        | OUT              | OUT          | OUT                 | OUT                   | OUT +              | OUT -               | OUT                             | IN             | IN                 | IN       | IN               | IN        | IN                        | IN                  | OUT +              | OUT -               | OUT               | IN                | IN                | IN  | IN       | IN | IN | IN                      |                              |                 |                  |   |   |   |   |   |   |   |   |   |
| CAN1-H                     | CAN1-L | CAN2-H | CAN2-L | CAN3-H | CAN3-L |       |       |       |       | Driver door sensor | Passengers door sensor | Trunk lid        | Hood sense | Original alarm++ | Arming state | Lock factory remote | Unlock factory remote | Any button pressed | Handbrake / Parking | Speed 10kmph                    | Engine running | Engine speed (RPM) | Ignition | Key inserted     | Footbrake | Drivers door opening sim. | Turn off the engine | Turn on the engine | Turn signal control | Trunk release     | Opening all doors | Closing all doors | GND | PWR +12V |    |    | Contr. of factory alarm | Contr.c.lock. when ign.is on | Comfort closure |                  |   |   |   |   |   |   |   |   |   |
| 1                          | 2      | 3      | 4      | 5      | 6      | 7     | 8     | +     | -     | +                  | +                      | +                | +          | +                | +            | +                   | +                     | +                  | +                   | +                               | +              | +                  | +        | +                | +         | +                         | +                   | +                  | +                   | +                 | +                 | +                 | +   | +        | +  | +  | +                       | +                            | +               | +                | + | + | + | + | + | + | + | + | + |

Attention:

Switches

| HYUNDAI IONIQ 5 N (NE) (Electric) |        |        |        |        |        |       |       |       |       | year: 2024 →       |                        |                  |            |                  |              |                     |                       |                    |                     | with and without Keyless System |                |                    |          |                  |           |                           |                     |                    |                     | program No: 15217 |                   |                   |     |          |    |    |                         |                              |                 | from: 2024-03-07 |   |   |   |   |   |   |   |   |   |
|-----------------------------------|--------|--------|--------|--------|--------|-------|-------|-------|-------|--------------------|------------------------|------------------|------------|------------------|--------------|---------------------|-----------------------|--------------------|---------------------|---------------------------------|----------------|--------------------|----------|------------------|-----------|---------------------------|---------------------|--------------------|---------------------|-------------------|-------------------|-------------------|-----|----------|----|----|-------------------------|------------------------------|-----------------|------------------|---|---|---|---|---|---|---|---|---|
| connector 8 pin                   |        |        |        |        |        |       |       | OUT + |       | OUT -              |                        | connector 15 pin |            |                  |              |                     |                       |                    |                     | OUT +                           |                | OUT -              |          | connector 10 pin |           |                           |                     |                    |                     |                   |                   | OUT +             |     | OUT -    |    |    |                         |                              |                 |                  |   |   |   |   |   |   |   |   |   |
| CAN H                             | CAN L  | CAN H  | CAN L  | CAN H  | CAN L  | CAN H | CAN L | OUT + | OUT - | OUT                | OUT                    | OUT              | OUT        | OUT              | OUT          | OUT                 | OUT                   | OUT +              | OUT -               | OUT                             | IN             | IN                 | IN       | IN               | IN        | IN                        | IN                  | OUT +              | OUT -               | OUT               | IN                | IN                | IN  | IN       | IN | IN | IN                      |                              |                 |                  |   |   |   |   |   |   |   |   |   |
| CAN1-H                            | CAN1-L | CAN2-H | CAN2-L | CAN3-H | CAN3-L |       |       |       |       | Driver door sensor | Passengers door sensor | Trunk lid        | Hood sense | Original alarm++ | Arming state | Lock factory remote | Unlock factory remote | Any button pressed | Handbrake / Parking | Speed 10kmph                    | Engine running | Engine speed (RPM) | Ignition | Key inserted     | Footbrake | Drivers door opening sim. | Turn off the engine | Turn on the engine | Turn signal control | Trunk release     | Opening all doors | Closing all doors | GND | PWR +12V |    |    | Contr. of factory alarm | Contr.c.lock. when ign.is on | Comfort closure |                  |   |   |   |   |   |   |   |   |   |
| 1                                 | 2      | 3      | 4      | 5      | 6      | 7     | 8     | +     | -     | +                  | +                      | +                | +          | +                | +            | +                   | +                     | +                  | +                   | +                               | +              | +                  | +        | +                | +         | +                         | +                   | +                  | +                   | +                 | +                 | +                 | +   | +        | +  | +  | +                       | +                            | +               | +                | + | + | + | + | + | + | + | + | + |

Attention:

Switches

| HYUNDAI IONIQ 6 (CE) (Electric) |        |        |        |        |        |       |       |       |       | year: 2023 →       |                        |                  |            |                  |              |                     |                       |                    |                     | with and without Keyless System |                |                    |          |                  |           |                           |                     |                    |                     | program No: 14696 |                   |                   |     |          |    |    |                         |                              |                 | from: 2023-09-07 |   |   |   |   |   |   |   |   |   |
|---------------------------------|--------|--------|--------|--------|--------|-------|-------|-------|-------|--------------------|------------------------|------------------|------------|------------------|--------------|---------------------|-----------------------|--------------------|---------------------|---------------------------------|----------------|--------------------|----------|------------------|-----------|---------------------------|---------------------|--------------------|---------------------|-------------------|-------------------|-------------------|-----|----------|----|----|-------------------------|------------------------------|-----------------|------------------|---|---|---|---|---|---|---|---|---|
| connector 8 pin                 |        |        |        |        |        |       |       | OUT + |       | OUT -              |                        | connector 15 pin |            |                  |              |                     |                       |                    |                     | OUT +                           |                | OUT -              |          | connector 10 pin |           |                           |                     |                    |                     |                   |                   | OUT +             |     | OUT -    |    |    |                         |                              |                 |                  |   |   |   |   |   |   |   |   |   |
| CAN H                           | CAN L  | CAN H  | CAN L  | CAN H  | CAN L  | CAN H | CAN L | OUT + | OUT - | OUT                | OUT                    | OUT              | OUT        | OUT              | OUT          | OUT                 | OUT                   | OUT +              | OUT -               | OUT                             | IN             | IN                 | IN       | IN               | IN        | IN                        | IN                  | OUT +              | OUT -               | OUT               | IN                | IN                | IN  | IN       | IN | IN | IN                      |                              |                 |                  |   |   |   |   |   |   |   |   |   |
| CAN1-H                          | CAN1-L | CAN2-H | CAN2-L | CAN3-H | CAN3-L |       |       |       |       | Driver door sensor | Passengers door sensor | Trunk lid        | Hood sense | Original alarm++ | Arming state | Lock factory remote | Unlock factory remote | Any button pressed | Handbrake / Parking | Speed 10kmph                    | Engine running | Engine speed (RPM) | Ignition | Key inserted     | Footbrake | Drivers door opening sim. | Turn off the engine | Turn on the engine | Turn signal control | Trunk release     | Opening all doors | Closing all doors | GND | PWR +12V |    |    | Contr. of factory alarm | Contr.c.lock. when ign.is on | Comfort closure |                  |   |   |   |   |   |   |   |   |   |
| 1                               | 2      | 3      | 4      | 5      | 6      | 7     | 8     | +     | -     | +                  | +                      | +                | +          | +                | +            | +                   | +                     | +                  | +                   | +                               | +              | +                  | +        | +                | +         | +                         | +                   | +                  | +                   | +                 | +                 | +                 | +   | +        | +  | +  | +                       | +                            | +               | +                | + | + | + | + | + | + | + | + | + |

Attention:

Switches

| HYUNDAI ix20 (JC) |        |        |        |        |        |       |       |       |       | year: 2015 →       |                        |                  |            |                  |              |                     |                       |                    |                     | without Keyless System |                |                    |          |                  |           |                           |                     |                    |                     | program No: 11829 |                   |                   |     |          |    |    |                         |                              |                 | from: 2017-09-01 |   |   |   |   |   |   |   |   |   |
|-------------------|--------|--------|--------|--------|--------|-------|-------|-------|-------|--------------------|------------------------|------------------|------------|------------------|--------------|---------------------|-----------------------|--------------------|---------------------|------------------------|----------------|--------------------|----------|------------------|-----------|---------------------------|---------------------|--------------------|---------------------|-------------------|-------------------|-------------------|-----|----------|----|----|-------------------------|------------------------------|-----------------|------------------|---|---|---|---|---|---|---|---|---|
| connector 8 pin   |        |        |        |        |        |       |       | OUT + |       | OUT -              |                        | connector 15 pin |            |                  |              |                     |                       |                    |                     | OUT +                  |                | OUT -              |          | connector 10 pin |           |                           |                     |                    |                     |                   |                   | OUT +             |     | OUT -    |    |    |                         |                              |                 |                  |   |   |   |   |   |   |   |   |   |
| CAN H             | CAN L  | CAN H  | CAN L  | CAN H  | CAN L  | CAN H | CAN L | OUT + | OUT - | OUT                | OUT                    | OUT              | OUT        | OUT              | OUT          | OUT                 | OUT                   | OUT +              | OUT -               | OUT                    | IN             | IN                 | IN       | IN               | IN        | IN                        | IN                  | OUT +              | OUT -               | OUT               | IN                | IN                | IN  | IN       | IN | IN | IN                      |                              |                 |                  |   |   |   |   |   |   |   |   |   |
| CAN1-H            | CAN1-L | CAN2-H | CAN2-L | CAN3-H | CAN3-L |       |       |       |       | Driver door sensor | Passengers door sensor | Trunk lid        | Hood sense | Original alarm++ | Arming state | Lock factory remote | Unlock factory remote | Any button pressed | Handbrake / Parking | Speed 10kmph           | Engine running | Engine speed (RPM) | Ignition | Key inserted     | Footbrake | Drivers door opening sim. | Turn off the engine | Turn on the engine | Turn signal control | Trunk release     | Opening all doors | Closing all doors | GND | PWR +12V |    |    | Contr. of factory alarm | Contr.c.lock. when ign.is on | Comfort closure |                  |   |   |   |   |   |   |   |   |   |
| 1                 | 2      | 3      | 4      | 5      | 6      | 7     | 8     | +     | -     | +                  | +                      | +                | +          | +                | +            | +                   | +                     | +                  | +                   | +                      | +              | +                  | +        | +                | +         | +                         | +                   | +                  | +                   | +                 | +                 | +                 | +   | +        | +  | +  | +                       | +                            | +               | +                | + | + | + | + | + | + | + | + | + |

Attention:

Switches

**HYUNDAI ix20 (JC)**

year: 2010 →

without Keyless System

program №: 11244

from: 2017-09-01

| connector 8 pin |        |        |        |        |        |                           |                         |
|-----------------|--------|--------|--------|--------|--------|---------------------------|-------------------------|
| CAN H           | CAN L  | CAN H  | CAN L  | CAN H  | CAN L  | OUT +                     | OUT -                   |
| CAN1-H          | CAN1-L | CAN2-H | CAN2-L | CAN3-H | CAN3-L | Alternative blink control | Alt. contr. centr. lock |
| 1               | 2      | 3      | 4      | 5      | 6      | 7                         | 8                       |
| +               | +      | +      | +      |        |        | +                         |                         |

| connector 15 pin   |                        |           |            |                  |              |                     |                       |                    |                     |              |                |                    |          |              |
|--------------------|------------------------|-----------|------------|------------------|--------------|---------------------|-----------------------|--------------------|---------------------|--------------|----------------|--------------------|----------|--------------|
| OUT                | OUT                    | OUT       | OUT        | OUT              | OUT          | OUT                 | OUT                   | OUT                | OUT                 | OUT          | OUT            | OUT                | OUT      | OUT          |
| Driver door sensor | Passengers door sensor | Trunk lid | Hood sense | Original alarm++ | Arming state | Lock factory remote | Unlock factory remote | Any button pressed | Handbrake / Parking | Speed 10kmph | Engine running | Engine speed (RPM) | Ignition | Key inserted |
| 1                  | 2                      | 3         | 4          | 5                | 6            | 7                   | 8                     | 9                  | 10                  | 11           | 12             | 13                 | 14       | 15           |
| +                  | +                      | +         | +          | +                | +            | +                   | +                     | +                  | +                   | +            | +              | +                  | +        | +            |

| connector 10 pin |                           |                     |                    |                     |               |                   |                   |     |          |
|------------------|---------------------------|---------------------|--------------------|---------------------|---------------|-------------------|-------------------|-----|----------|
| OUT              | IN                        | IN                  | IN                 | IN                  | IN            | IN                | IN                | IN  | IN       |
| Footbrake        | Drivers door opening sim. | Turn off the engine | Turn on the engine | Turn signal control | Trunk release | Opening all doors | Closing all doors | GND | PWR +12V |
| 1                | 2                         | 3                   | 4                  | 5                   | 6             | 7                 | 8                 | 9   | 10       |
| +                | +                         |                     |                    | +                   | +             | +                 | +                 | +   | +        |

|                         |                              |                 |
|-------------------------|------------------------------|-----------------|
| Contr. of factory alarm | Contr.c.lock. when ign.is on | Comfort closure |
| +                       | +                            | +               |

Attention:



**HYUNDAI ix35 (Keyless)**

year: 2013 →

with Keyless System

program №: 11635

from: 2023-07-10

| connector 8 pin |        |        |        |        |        |                           |                         |
|-----------------|--------|--------|--------|--------|--------|---------------------------|-------------------------|
| CAN H           | CAN L  | CAN H  | CAN L  | CAN H  | CAN L  | OUT +                     | OUT -                   |
| CAN1-H          | CAN1-L | CAN2-H | CAN2-L | CAN3-H | CAN3-L | Alternative blink control | Alt. contr. centr. lock |
| 1               | 2      | 3      | 4      | 5      | 6      | 7                         | 8                       |
| +               | +      | +      | +      |        |        | +                         |                         |

| connector 15 pin   |                        |           |            |                  |              |                     |                       |                    |                     |              |                |                    |          |              |
|--------------------|------------------------|-----------|------------|------------------|--------------|---------------------|-----------------------|--------------------|---------------------|--------------|----------------|--------------------|----------|--------------|
| OUT                | OUT                    | OUT       | OUT        | OUT              | OUT          | OUT                 | OUT                   | OUT                | OUT                 | OUT          | OUT            | OUT                | OUT      | OUT          |
| Driver door sensor | Passengers door sensor | Trunk lid | Hood sense | Original alarm++ | Arming state | Lock factory remote | Unlock factory remote | Any button pressed | Handbrake / Parking | Speed 10kmph | Engine running | Engine speed (RPM) | Ignition | Key inserted |
| 1                  | 2                      | 3         | 4          | 5                | 6            | 7                   | 8                     | 9                  | 10                  | 11           | 12             | 13                 | 14       | 15           |
| +                  | +                      | +         | +          | +                | +            | +                   | +                     | +                  | +                   | +            | +              | +                  | +        | +            |

| connector 10 pin |                           |                     |                    |                     |               |                   |                   |     |          |
|------------------|---------------------------|---------------------|--------------------|---------------------|---------------|-------------------|-------------------|-----|----------|
| OUT              | IN                        | IN                  | IN                 | IN                  | IN            | IN                | IN                | IN  | IN       |
| Footbrake        | Drivers door opening sim. | Turn off the engine | Turn on the engine | Turn signal control | Trunk release | Opening all doors | Closing all doors | GND | PWR +12V |
| 1                | 2                         | 3                   | 4                  | 5                   | 6             | 7                 | 8                 | 9   | 10       |
| +                | +                         |                     |                    | +                   | +             | +                 | +                 | +   | +        |

|                         |                              |                 |
|-------------------------|------------------------------|-----------------|
| Contr. of factory alarm | Contr.c.lock. when ign.is on | Comfort closure |
| +                       | +                            | +               |

Attention:



**HYUNDAI ix35**

year: 2013 →

without Keyless System

program №: 11635

from: 2023-07-10

| connector 8 pin |        |        |        |        |        |                           |                         |
|-----------------|--------|--------|--------|--------|--------|---------------------------|-------------------------|
| CAN H           | CAN L  | CAN H  | CAN L  | CAN H  | CAN L  | OUT +                     | OUT -                   |
| CAN1-H          | CAN1-L | CAN2-H | CAN2-L | CAN3-H | CAN3-L | Alternative blink control | Alt. contr. centr. lock |
| 1               | 2      | 3      | 4      | 5      | 6      | 7                         | 8                       |
| +               | +      | +      | +      |        |        | +                         |                         |

| connector 15 pin   |                        |           |            |                  |              |                     |                       |                    |                     |              |                |                    |          |              |
|--------------------|------------------------|-----------|------------|------------------|--------------|---------------------|-----------------------|--------------------|---------------------|--------------|----------------|--------------------|----------|--------------|
| OUT                | OUT                    | OUT       | OUT        | OUT              | OUT          | OUT                 | OUT                   | OUT                | OUT                 | OUT          | OUT            | OUT                | OUT      | OUT          |
| Driver door sensor | Passengers door sensor | Trunk lid | Hood sense | Original alarm++ | Arming state | Lock factory remote | Unlock factory remote | Any button pressed | Handbrake / Parking | Speed 10kmph | Engine running | Engine speed (RPM) | Ignition | Key inserted |
| 1                  | 2                      | 3         | 4          | 5                | 6            | 7                   | 8                     | 9                  | 10                  | 11           | 12             | 13                 | 14       | 15           |
| +                  | +                      | +         | +          | +                | +            | +                   | +                     | +                  | +                   | +            | +              | +                  | +        | +            |

| connector 10 pin |                           |                     |                    |                     |               |                   |                   |     |          |
|------------------|---------------------------|---------------------|--------------------|---------------------|---------------|-------------------|-------------------|-----|----------|
| OUT              | IN                        | IN                  | IN                 | IN                  | IN            | IN                | IN                | IN  | IN       |
| Footbrake        | Drivers door opening sim. | Turn off the engine | Turn on the engine | Turn signal control | Trunk release | Opening all doors | Closing all doors | GND | PWR +12V |
| 1                | 2                         | 3                   | 4                  | 5                   | 6             | 7                 | 8                 | 9   | 10       |
| +                | +                         |                     |                    | +                   | +             | +                 | +                 | +   | +        |

|                         |                              |                 |
|-------------------------|------------------------------|-----------------|
| Contr. of factory alarm | Contr.c.lock. when ign.is on | Comfort closure |
| +                       | +                            | +               |

Attention:



**HYUNDAI ix35**

year: 2010 →

without Keyless System

program №: 11635

from: 2023-07-10

| connector 8 pin |        |        |        |        |        |                           |                         |
|-----------------|--------|--------|--------|--------|--------|---------------------------|-------------------------|
| CAN H           | CAN L  | CAN H  | CAN L  | CAN H  | CAN L  | OUT +                     | OUT -                   |
| CAN1-H          | CAN1-L | CAN2-H | CAN2-L | CAN3-H | CAN3-L | Alternative blink control | Alt. contr. centr. lock |
| 1               | 2      | 3      | 4      | 5      | 6      | 7                         | 8                       |
| +               | +      | +      | +      |        |        | +                         |                         |

| connector 15 pin   |                        |           |            |                  |              |                     |                       |                    |                     |              |                |                    |          |              |
|--------------------|------------------------|-----------|------------|------------------|--------------|---------------------|-----------------------|--------------------|---------------------|--------------|----------------|--------------------|----------|--------------|
| OUT                | OUT                    | OUT       | OUT        | OUT              | OUT          | OUT                 | OUT                   | OUT                | OUT                 | OUT          | OUT            | OUT                | OUT      | OUT          |
| Driver door sensor | Passengers door sensor | Trunk lid | Hood sense | Original alarm++ | Arming state | Lock factory remote | Unlock factory remote | Any button pressed | Handbrake / Parking | Speed 10kmph | Engine running | Engine speed (RPM) | Ignition | Key inserted |
| 1                  | 2                      | 3         | 4          | 5                | 6            | 7                   | 8                     | 9                  | 10                  | 11           | 12             | 13                 | 14       | 15           |
| +                  | +                      | +         | +          | +                | +            | +                   | +                     | +                  | +                   | +            | +              | +                  | +        | +            |

| connector 10 pin |                           |                     |                    |                     |               |                   |                   |     |          |
|------------------|---------------------------|---------------------|--------------------|---------------------|---------------|-------------------|-------------------|-----|----------|
| OUT              | IN                        | IN                  | IN                 | IN                  | IN            | IN                | IN                | IN  | IN       |
| Footbrake        | Drivers door opening sim. | Turn off the engine | Turn on the engine | Turn signal control | Trunk release | Opening all doors | Closing all doors | GND | PWR +12V |
| 1                | 2                         | 3                   | 4                  | 5                   | 6             | 7                 | 8                 | 9   | 10       |
| +                | +                         |                     |                    | +                   | +             | +                 | +                 | +   | +        |

|                         |                              |                 |
|-------------------------|------------------------------|-----------------|
| Contr. of factory alarm | Contr.c.lock. when ign.is on | Comfort closure |
| +                       | +                            | +               |

Attention:



**HYUNDAI ix35 (Keyless)**

year: 2010 →

with Keyless System

program №: 11635

from: 2023-07-10

| connector 8 pin |        |        |        |        |        |                           |                         |
|-----------------|--------|--------|--------|--------|--------|---------------------------|-------------------------|
| CAN H           | CAN L  | CAN H  | CAN L  | CAN H  | CAN L  | OUT +                     | OUT -                   |
| CAN1-H          | CAN1-L | CAN2-H | CAN2-L | CAN3-H | CAN3-L | Alternative blink control | Alt. contr. centr. lock |
| 1               | 2      | 3      | 4      | 5      | 6      | 7                         | 8                       |
| +               | +      | +      | +      |        |        | +                         |                         |

| connector 15 pin   |                        |           |            |                  |              |                     |                       |                    |                     |              |                |                    |          |              |
|--------------------|------------------------|-----------|------------|------------------|--------------|---------------------|-----------------------|--------------------|---------------------|--------------|----------------|--------------------|----------|--------------|
| OUT                | OUT                    | OUT       | OUT        | OUT              | OUT          | OUT                 | OUT                   | OUT                | OUT                 | OUT          | OUT            | OUT                | OUT      | OUT          |
| Driver door sensor | Passengers door sensor | Trunk lid | Hood sense | Original alarm++ | Arming state | Lock factory remote | Unlock factory remote | Any button pressed | Handbrake / Parking | Speed 10kmph | Engine running | Engine speed (RPM) | Ignition | Key inserted |
| 1                  | 2                      | 3         | 4          | 5                | 6            | 7                   | 8                     | 9                  | 10                  | 11           | 12             | 13                 | 14       | 15           |
| +                  | +                      | +         | +          | +                | +            | +                   | +                     | +                  | +                   | +            | +              | +                  | +        | +            |

| connector 10 pin |                           |                     |                    |                     |               |                   |                   |     |          |
|------------------|---------------------------|---------------------|--------------------|---------------------|---------------|-------------------|-------------------|-----|----------|
| OUT              | IN                        | IN                  | IN                 | IN                  | IN            | IN                | IN                | IN  | IN       |
| Footbrake        | Drivers door opening sim. | Turn off the engine | Turn on the engine | Turn signal control | Trunk release | Opening all doors | Closing all doors | GND | PWR +12V |
| 1                | 2                         | 3                   | 4                  | 5                   | 6             | 7                 | 8                 | 9   | 10       |
| +                | +                         |                     |                    | +                   | +             | +                 | +                 | +   | +        |

|                         |                              |                 |
|-------------------------|------------------------------|-----------------|
| Contr. of factory alarm | Contr.c.lock. when ign.is on | Comfort closure |
| +                       | +                            | +               |

Attention:



### HYUNDAI ix55

year: 2009 →

with and without Keyless System

program №: 11152

from: 2017-09-01

| connector 8 pin |        |        |        |        |        |                           |                         |
|-----------------|--------|--------|--------|--------|--------|---------------------------|-------------------------|
| CAN H           | CAN L  | CAN H  | CAN L  | CAN H  | CAN L  | OUT +                     | OUT -                   |
| CAN1-H          | CAN1-L | CAN2-H | CAN2-L | CAN3-H | CAN3-L | Alternative blink control | Alt. contr. centr. lock |
| 1               | 2      | 3      | 4      | 5      | 6      | 7                         | 8                       |
| +               | +      | +      | +      |        |        |                           |                         |

| connector 15 pin   |                        |           |            |                  |              |                     |                       |                    |                     |              |                |                    |          |              |
|--------------------|------------------------|-----------|------------|------------------|--------------|---------------------|-----------------------|--------------------|---------------------|--------------|----------------|--------------------|----------|--------------|
| OUT                | OUT                    | OUT       | OUT        | OUT              | OUT          | OUT                 | OUT                   | OUT                | OUT                 | OUT          | OUT            | OUT                | OUT      | OUT          |
| Driver door sensor | Passengers door sensor | Trunk lid | Hood sense | Original alarm++ | Arming state | Lock factory remote | Unlock factory remote | Any button pressed | Handbrake / Parking | Speed 10kmph | Engine running | Engine speed (RPM) | Ignition | Key inserted |
| 1                  | 2                      | 3         | 4          | 5                | 6            | 7                   | 8                     | 9                  | 10                  | 11           | 12             | 13                 | 14       | 15           |
| +                  | +                      | +         | +          |                  | +            | +                   | +                     | +                  | +                   | +            | +              | +                  | +        | +            |

| connector 10 pin |                           |                     |                    |                     |               |                   |                   |     |          |
|------------------|---------------------------|---------------------|--------------------|---------------------|---------------|-------------------|-------------------|-----|----------|
| OUT              | IN                        | IN                  | IN                 | IN                  | IN            | IN                | IN                | IN  | IN       |
| Footbrake        | Drivers door opening sim. | Turn off the engine | Turn on the engine | Turn signal control | Trunk release | Opening all doors | Closing all doors | GND | PWR +12V |
| 1                | 2                         | 3                   | 4                  | 5                   | 6             | 7                 | 8                 | 9   | 10       |
| +                | +                         | +                   | +                  | +                   | +             | +                 | +                 | +   | +        |

|                         |                              |                 |
|-------------------------|------------------------------|-----------------|
| Contr. of factory alarm | Contr.c.lock. when ign.is on | Comfort closure |
|-------------------------|------------------------------|-----------------|

Attention:

Switches

### HYUNDAI KONA (SX2)

year: 2023 →

with and without Keyless System

program №: 14823

from: 2023-07-07

| connector 8 pin |        |        |        |        |        |                           |                         |
|-----------------|--------|--------|--------|--------|--------|---------------------------|-------------------------|
| CAN H           | CAN L  | CAN H  | CAN L  | CAN H  | CAN L  | OUT +                     | OUT -                   |
| CAN1-H          | CAN1-L | CAN2-H | CAN2-L | CAN3-H | CAN3-L | Alternative blink control | Alt. contr. centr. lock |
| 1               | 2      | 3      | 4      | 5      | 6      | 7                         | 8                       |
| +               | +      |        |        |        |        |                           |                         |

| connector 15 pin   |                        |           |            |                  |              |                     |                       |                    |                     |              |                |                    |          |              |
|--------------------|------------------------|-----------|------------|------------------|--------------|---------------------|-----------------------|--------------------|---------------------|--------------|----------------|--------------------|----------|--------------|
| OUT                | OUT                    | OUT       | OUT        | OUT              | OUT          | OUT                 | OUT                   | OUT                | OUT                 | OUT          | OUT            | OUT                | OUT      | OUT          |
| Driver door sensor | Passengers door sensor | Trunk lid | Hood sense | Original alarm++ | Arming state | Lock factory remote | Unlock factory remote | Any button pressed | Handbrake / Parking | Speed 10kmph | Engine running | Engine speed (RPM) | Ignition | Key inserted |
| 1                  | 2                      | 3         | 4          | 5                | 6            | 7                   | 8                     | 9                  | 10                  | 11           | 12             | 13                 | 14       | 15           |
| +                  | +                      | +         | +          |                  | +            | +                   | +                     | +                  | +                   | +            | +              | +                  | +        | +            |

| connector 10 pin |                           |                     |                    |                     |               |                   |                   |     |          |
|------------------|---------------------------|---------------------|--------------------|---------------------|---------------|-------------------|-------------------|-----|----------|
| OUT              | IN                        | IN                  | IN                 | IN                  | IN            | IN                | IN                | IN  | IN       |
| Footbrake        | Drivers door opening sim. | Turn off the engine | Turn on the engine | Turn signal control | Trunk release | Opening all doors | Closing all doors | GND | PWR +12V |
| 1                | 2                         | 3                   | 4                  | 5                   | 6             | 7                 | 8                 | 9   | 10       |
| +                | +                         | +                   | +                  | +                   | +             | +                 | +                 | +   | +        |

|                         |                              |                 |
|-------------------------|------------------------------|-----------------|
| Contr. of factory alarm | Contr.c.lock. when ign.is on | Comfort closure |
|-------------------------|------------------------------|-----------------|

Attention:

Switches

### HYUNDAI KONA (SX2) (Hybrid)

year: 2023 →

with and without Keyless System

program №: 14824

from: 2023-07-17

| connector 8 pin |        |        |        |        |        |                           |                         |
|-----------------|--------|--------|--------|--------|--------|---------------------------|-------------------------|
| CAN H           | CAN L  | CAN H  | CAN L  | CAN H  | CAN L  | OUT +                     | OUT -                   |
| CAN1-H          | CAN1-L | CAN2-H | CAN2-L | CAN3-H | CAN3-L | Alternative blink control | Alt. contr. centr. lock |
| 1               | 2      | 3      | 4      | 5      | 6      | 7                         | 8                       |
| +               | +      |        |        |        |        |                           |                         |

| connector 15 pin   |                        |           |            |                  |              |                     |                       |                    |                     |              |                |                    |          |              |
|--------------------|------------------------|-----------|------------|------------------|--------------|---------------------|-----------------------|--------------------|---------------------|--------------|----------------|--------------------|----------|--------------|
| OUT                | OUT                    | OUT       | OUT        | OUT              | OUT          | OUT                 | OUT                   | OUT                | OUT                 | OUT          | OUT            | OUT                | OUT      | OUT          |
| Driver door sensor | Passengers door sensor | Trunk lid | Hood sense | Original alarm++ | Arming state | Lock factory remote | Unlock factory remote | Any button pressed | Handbrake / Parking | Speed 10kmph | Engine running | Engine speed (RPM) | Ignition | Key inserted |
| 1                  | 2                      | 3         | 4          | 5                | 6            | 7                   | 8                     | 9                  | 10                  | 11           | 12             | 13                 | 14       | 15           |
| +                  | +                      | +         | +          |                  | +            | +                   | +                     | +                  | +                   | +            | +              | +                  | +        | +            |

| connector 10 pin |                           |                     |                    |                     |               |                   |                   |     |          |
|------------------|---------------------------|---------------------|--------------------|---------------------|---------------|-------------------|-------------------|-----|----------|
| OUT              | IN                        | IN                  | IN                 | IN                  | IN            | IN                | IN                | IN  | IN       |
| Footbrake        | Drivers door opening sim. | Turn off the engine | Turn on the engine | Turn signal control | Trunk release | Opening all doors | Closing all doors | GND | PWR +12V |
| 1                | 2                         | 3                   | 4                  | 5                   | 6             | 7                 | 8                 | 9   | 10       |
| +                | +                         | +                   | +                  | +                   | +             | +                 | +                 | +   | +        |

|                         |                              |                 |
|-------------------------|------------------------------|-----------------|
| Contr. of factory alarm | Contr.c.lock. when ign.is on | Comfort closure |
|-------------------------|------------------------------|-----------------|

Attention:

Switches

### HYUNDAI KONA (SX2) (Manual-transmission)

year: 2023 →

with and without Keyless System

program №: 14827

from: 2023-08-07

| connector 8 pin |        |        |        |        |        |                           |                         |
|-----------------|--------|--------|--------|--------|--------|---------------------------|-------------------------|
| CAN H           | CAN L  | CAN H  | CAN L  | CAN H  | CAN L  | OUT +                     | OUT -                   |
| CAN1-H          | CAN1-L | CAN2-H | CAN2-L | CAN3-H | CAN3-L | Alternative blink control | Alt. contr. centr. lock |
| 1               | 2      | 3      | 4      | 5      | 6      | 7                         | 8                       |
| +               | +      |        |        |        |        |                           |                         |

| connector 15 pin   |                        |           |            |                  |              |                     |                       |                    |                     |              |                |                    |          |              |
|--------------------|------------------------|-----------|------------|------------------|--------------|---------------------|-----------------------|--------------------|---------------------|--------------|----------------|--------------------|----------|--------------|
| OUT                | OUT                    | OUT       | OUT        | OUT              | OUT          | OUT                 | OUT                   | OUT                | OUT                 | OUT          | OUT            | OUT                | OUT      | OUT          |
| Driver door sensor | Passengers door sensor | Trunk lid | Hood sense | Original alarm++ | Arming state | Lock factory remote | Unlock factory remote | Any button pressed | Handbrake / Parking | Speed 10kmph | Engine running | Engine speed (RPM) | Ignition | Key inserted |
| 1                  | 2                      | 3         | 4          | 5                | 6            | 7                   | 8                     | 9                  | 10                  | 11           | 12             | 13                 | 14       | 15           |
| +                  | +                      | +         | +          |                  | +            | +                   | +                     | +                  | +                   | +            | +              | +                  | +        | +            |

| connector 10 pin |                           |                     |                    |                     |               |                   |                   |     |          |
|------------------|---------------------------|---------------------|--------------------|---------------------|---------------|-------------------|-------------------|-----|----------|
| OUT              | IN                        | IN                  | IN                 | IN                  | IN            | IN                | IN                | IN  | IN       |
| Footbrake        | Drivers door opening sim. | Turn off the engine | Turn on the engine | Turn signal control | Trunk release | Opening all doors | Closing all doors | GND | PWR +12V |
| 1                | 2                         | 3                   | 4                  | 5                   | 6             | 7                 | 8                 | 9   | 10       |
| +                | +                         | +                   | +                  | +                   | +             | +                 | +                 | +   | +        |

|                         |                              |                 |
|-------------------------|------------------------------|-----------------|
| Contr. of factory alarm | Contr.c.lock. when ign.is on | Comfort closure |
|-------------------------|------------------------------|-----------------|

Attention:

Switches

### HYUNDAI KONA (SX2) (Electric)

year: 2023 →

with and without Keyless System

program №: 14867

from: 2023-09-22

| connector 8 pin |        |        |        |        |        |                           |                         |
|-----------------|--------|--------|--------|--------|--------|---------------------------|-------------------------|
| CAN H           | CAN L  | CAN H  | CAN L  | CAN H  | CAN L  | OUT +                     | OUT -                   |
| CAN1-H          | CAN1-L | CAN2-H | CAN2-L | CAN3-H | CAN3-L | Alternative blink control | Alt. contr. centr. lock |
| 1               | 2      | 3      | 4      | 5      | 6      | 7                         | 8                       |
| +               | +      | +      | +      |        |        |                           |                         |

| connector 15 pin   |                        |           |            |                  |              |                     |                       |                    |                     |              |                |                    |          |              |
|--------------------|------------------------|-----------|------------|------------------|--------------|---------------------|-----------------------|--------------------|---------------------|--------------|----------------|--------------------|----------|--------------|
| OUT                | OUT                    | OUT       | OUT        | OUT              | OUT          | OUT                 | OUT                   | OUT                | OUT                 | OUT          | OUT            | OUT                | OUT      | OUT          |
| Driver door sensor | Passengers door sensor | Trunk lid | Hood sense | Original alarm++ | Arming state | Lock factory remote | Unlock factory remote | Any button pressed | Handbrake / Parking | Speed 10kmph | Engine running | Engine speed (RPM) | Ignition | Key inserted |
| 1                  | 2                      | 3         | 4          | 5                | 6            | 7                   | 8                     | 9                  | 10                  | 11           | 12             | 13                 | 14       | 15           |
| +                  | +                      | +         | +          |                  | +            | +                   | +                     | +                  | +                   | +            | +              | +                  | +        | +            |

| connector 10 pin |                           |                     |                    |                     |               |                   |                   |     |          |
|------------------|---------------------------|---------------------|--------------------|---------------------|---------------|-------------------|-------------------|-----|----------|
| OUT              | IN                        | IN                  | IN                 | IN                  | IN            | IN                | IN                | IN  | IN       |
| Footbrake        | Drivers door opening sim. | Turn off the engine | Turn on the engine | Turn signal control | Trunk release | Opening all doors | Closing all doors | GND | PWR +12V |
| 1                | 2                         | 3                   | 4                  | 5                   | 6             | 7                 | 8                 | 9   | 10       |
| +                | +                         | +                   | +                  | +                   | +             | +                 | +                 | +   | +        |

|                         |                              |                 |
|-------------------------|------------------------------|-----------------|
| Contr. of factory alarm | Contr.c.lock. when ign.is on | Comfort closure |
|-------------------------|------------------------------|-----------------|

Attention:

Switches

| HYUNDAI KONA (OS) (Electric) |        |        |        |        |        |       |       |       |       | year: 2021 →       |                        |           |            |                  |              |                     |                       |                    |                     | with and without Keyless System |                |                    |          |              |           |                           |                     |                    |                     | program №: 13545 |                   |                   |     |          |     |     |     |     |     | from: 2023-04-11 |    |    |    |    |                         |                              |                 |    |    |   |   |   |   |   |   |   |   |   |   |   |   |   |   |   |   |   |   |   |   |   |   |   |   |   |   |   |   |   |   |   |   |   |   |   |
|------------------------------|--------|--------|--------|--------|--------|-------|-------|-------|-------|--------------------|------------------------|-----------|------------|------------------|--------------|---------------------|-----------------------|--------------------|---------------------|---------------------------------|----------------|--------------------|----------|--------------|-----------|---------------------------|---------------------|--------------------|---------------------|------------------|-------------------|-------------------|-----|----------|-----|-----|-----|-----|-----|------------------|----|----|----|----|-------------------------|------------------------------|-----------------|----|----|---|---|---|---|---|---|---|---|---|---|---|---|---|---|---|---|---|---|---|---|---|---|---|---|---|---|---|---|---|---|---|---|---|---|---|
| connector 8 pin              |        |        |        |        |        |       |       |       |       | connector 15 pin   |                        |           |            |                  |              |                     |                       |                    |                     | connector 10 pin                |                |                    |          |              |           |                           |                     |                    |                     |                  |                   |                   |     |          |     |     |     |     |     |                  |    |    |    |    |                         |                              |                 |    |    |   |   |   |   |   |   |   |   |   |   |   |   |   |   |   |   |   |   |   |   |   |   |   |   |   |   |   |   |   |   |   |   |   |   |   |
| CAN H                        | CAN L  | CAN H  | CAN L  | CAN H  | CAN L  | CAN H | CAN L | OUT + | OUT - | OUT                | OUT                    | OUT       | OUT        | OUT              | OUT          | OUT                 | OUT                   | OUT                | OUT                 | OUT                             | IN             | IN                 | IN       | IN           | IN        | IN                        | IN                  | IN                 | IN                  | OUT              | OUT               | OUT               | OUT | OUT      | OUT | OUT | OUT | OUT | OUT | OUT              | IN | IN | IN | IN | IN                      | IN                           | IN              | IN | IN |   |   |   |   |   |   |   |   |   |   |   |   |   |   |   |   |   |   |   |   |   |   |   |   |   |   |   |   |   |   |   |   |   |   |   |
| CAN1-H                       | CAN1-L | CAN2-H | CAN2-L | CAN3-H | CAN3-L |       |       |       |       | Driver door sensor | Passengers door sensor | Trunk lid | Hood sense | Original alarm++ | Arming state | Lock factory remote | Unlock factory remote | Any button pressed | Handbrake / Parking | Speed 10kmph                    | Engine running | Engine speed (RPM) | Ignition | Key inserted | Footbrake | Drivers door opening sim. | Turn off the engine | Turn on the engine | Turn signal control | Trunk release    | Opening all doors | Closing all doors | GND | PWR +12V |     |     |     |     |     |                  |    |    |    |    | Contr. of factory alarm | Contr.c.lock. when ign.is on | Comfort closure |    |    |   |   |   |   |   |   |   |   |   |   |   |   |   |   |   |   |   |   |   |   |   |   |   |   |   |   |   |   |   |   |   |   |   |   |   |
| 1                            | 2      | 3      | 4      | 5      | 6      | 7     | 8     |       |       | 1                  | 2                      | 3         | 4          | 5                | 6            | 7                   | 8                     | 9                  | 10                  | 11                              | 12             | 13                 | 14       | 15           | 1         | 2                         | 3                   | 4                  | 5                   | 6                | 7                 | 8                 | 9   | 10       |     |     |     |     |     |                  |    |    |    |    | +                       | +                            | +               | +  | +  | + | + | + | + | + | + | + | + | + | + | + | + | + | + | + | + | + | + | + | + | + | + | + | + | + | + | + | + | + | + | + | + | + | + | + |
| Attention:                   |        |        |        |        |        |       |       |       |       |                    |                        |           |            |                  |              |                     |                       |                    |                     |                                 |                |                    |          |              |           |                           |                     |                    |                     |                  |                   |                   |     |          |     |     |     |     |     |                  |    |    |    |    |                         |                              |                 |    |    |   |   |   |   |   |   |   |   |   |   |   |   |   |   |   |   |   |   |   |   |   |   |   |   |   |   |   |   |   |   |   |   |   |   |   |

| HYUNDAI KONA (OS) |        |        |        |        |        |       |       |       |       | year: 2021 →       |                        |           |            |                  |              |                     |                       |                    |                     | with and without Keyless System |                |                    |          |              |           |                           |                     |                    |                     | program №: 13566 |                   |                   |     |          |     |     |     |     |     | from: 2021-03-19 |    |    |    |    |                         |                              |                 |    |    |   |   |   |   |   |   |   |   |   |   |   |   |   |   |   |   |   |   |   |   |   |   |   |   |   |   |   |   |   |   |   |   |   |   |   |
|-------------------|--------|--------|--------|--------|--------|-------|-------|-------|-------|--------------------|------------------------|-----------|------------|------------------|--------------|---------------------|-----------------------|--------------------|---------------------|---------------------------------|----------------|--------------------|----------|--------------|-----------|---------------------------|---------------------|--------------------|---------------------|------------------|-------------------|-------------------|-----|----------|-----|-----|-----|-----|-----|------------------|----|----|----|----|-------------------------|------------------------------|-----------------|----|----|---|---|---|---|---|---|---|---|---|---|---|---|---|---|---|---|---|---|---|---|---|---|---|---|---|---|---|---|---|---|---|---|---|---|---|
| connector 8 pin   |        |        |        |        |        |       |       |       |       | connector 15 pin   |                        |           |            |                  |              |                     |                       |                    |                     | connector 10 pin                |                |                    |          |              |           |                           |                     |                    |                     |                  |                   |                   |     |          |     |     |     |     |     |                  |    |    |    |    |                         |                              |                 |    |    |   |   |   |   |   |   |   |   |   |   |   |   |   |   |   |   |   |   |   |   |   |   |   |   |   |   |   |   |   |   |   |   |   |   |   |
| CAN H             | CAN L  | CAN H  | CAN L  | CAN H  | CAN L  | CAN H | CAN L | OUT + | OUT - | OUT                | OUT                    | OUT       | OUT        | OUT              | OUT          | OUT                 | OUT                   | OUT                | OUT                 | OUT                             | IN             | IN                 | IN       | IN           | IN        | IN                        | IN                  | IN                 | IN                  | OUT              | OUT               | OUT               | OUT | OUT      | OUT | OUT | OUT | OUT | OUT | OUT              | IN | IN | IN | IN | IN                      | IN                           | IN              | IN | IN |   |   |   |   |   |   |   |   |   |   |   |   |   |   |   |   |   |   |   |   |   |   |   |   |   |   |   |   |   |   |   |   |   |   |   |
| CAN1-H            | CAN1-L | CAN2-H | CAN2-L | CAN3-H | CAN3-L |       |       |       |       | Driver door sensor | Passengers door sensor | Trunk lid | Hood sense | Original alarm++ | Arming state | Lock factory remote | Unlock factory remote | Any button pressed | Handbrake / Parking | Speed 10kmph                    | Engine running | Engine speed (RPM) | Ignition | Key inserted | Footbrake | Drivers door opening sim. | Turn off the engine | Turn on the engine | Turn signal control | Trunk release    | Opening all doors | Closing all doors | GND | PWR +12V |     |     |     |     |     |                  |    |    |    |    | Contr. of factory alarm | Contr.c.lock. when ign.is on | Comfort closure |    |    |   |   |   |   |   |   |   |   |   |   |   |   |   |   |   |   |   |   |   |   |   |   |   |   |   |   |   |   |   |   |   |   |   |   |   |
| 1                 | 2      | 3      | 4      | 5      | 6      | 7     | 8     |       |       | 1                  | 2                      | 3         | 4          | 5                | 6            | 7                   | 8                     | 9                  | 10                  | 11                              | 12             | 13                 | 14       | 15           | 1         | 2                         | 3                   | 4                  | 5                   | 6                | 7                 | 8                 | 9   | 10       |     |     |     |     |     |                  |    |    |    |    | +                       | +                            | +               | +  | +  | + | + | + | + | + | + | + | + | + | + | + | + | + | + | + | + | + | + | + | + | + | + | + | + | + | + | + | + | + | + | + | + | + | + | + |
| Attention:        |        |        |        |        |        |       |       |       |       |                    |                        |           |            |                  |              |                     |                       |                    |                     |                                 |                |                    |          |              |           |                           |                     |                    |                     |                  |                   |                   |     |          |     |     |     |     |     |                  |    |    |    |    |                         |                              |                 |    |    |   |   |   |   |   |   |   |   |   |   |   |   |   |   |   |   |   |   |   |   |   |   |   |   |   |   |   |   |   |   |   |   |   |   |   |

| HYUNDAI KONA (OS) (Hybrid) |        |        |        |        |        |       |       |       |       | year: 2020 →       |                        |           |            |                  |              |                     |                       |                    |                     | with and without Keyless System |                |                    |          |              |           |                           |                     |                    |                     | program №: 13177 |                   |                   |     |          |     |     |     |     |     | from: 2023-02-08 |    |    |    |    |                         |                              |                 |    |    |   |   |   |   |   |   |   |   |   |   |   |   |   |   |   |   |   |   |   |   |   |   |   |   |   |   |   |   |   |   |   |   |   |   |   |
|----------------------------|--------|--------|--------|--------|--------|-------|-------|-------|-------|--------------------|------------------------|-----------|------------|------------------|--------------|---------------------|-----------------------|--------------------|---------------------|---------------------------------|----------------|--------------------|----------|--------------|-----------|---------------------------|---------------------|--------------------|---------------------|------------------|-------------------|-------------------|-----|----------|-----|-----|-----|-----|-----|------------------|----|----|----|----|-------------------------|------------------------------|-----------------|----|----|---|---|---|---|---|---|---|---|---|---|---|---|---|---|---|---|---|---|---|---|---|---|---|---|---|---|---|---|---|---|---|---|---|---|---|
| connector 8 pin            |        |        |        |        |        |       |       |       |       | connector 15 pin   |                        |           |            |                  |              |                     |                       |                    |                     | connector 10 pin                |                |                    |          |              |           |                           |                     |                    |                     |                  |                   |                   |     |          |     |     |     |     |     |                  |    |    |    |    |                         |                              |                 |    |    |   |   |   |   |   |   |   |   |   |   |   |   |   |   |   |   |   |   |   |   |   |   |   |   |   |   |   |   |   |   |   |   |   |   |   |
| CAN H                      | CAN L  | CAN H  | CAN L  | CAN H  | CAN L  | CAN H | CAN L | OUT + | OUT - | OUT                | OUT                    | OUT       | OUT        | OUT              | OUT          | OUT                 | OUT                   | OUT                | OUT                 | OUT                             | IN             | IN                 | IN       | IN           | IN        | IN                        | IN                  | IN                 | IN                  | OUT              | OUT               | OUT               | OUT | OUT      | OUT | OUT | OUT | OUT | OUT | OUT              | IN | IN | IN | IN | IN                      | IN                           | IN              | IN | IN |   |   |   |   |   |   |   |   |   |   |   |   |   |   |   |   |   |   |   |   |   |   |   |   |   |   |   |   |   |   |   |   |   |   |   |
| CAN1-H                     | CAN1-L | CAN2-H | CAN2-L | CAN3-H | CAN3-L |       |       |       |       | Driver door sensor | Passengers door sensor | Trunk lid | Hood sense | Original alarm++ | Arming state | Lock factory remote | Unlock factory remote | Any button pressed | Handbrake / Parking | Speed 10kmph                    | Engine running | Engine speed (RPM) | Ignition | Key inserted | Footbrake | Drivers door opening sim. | Turn off the engine | Turn on the engine | Turn signal control | Trunk release    | Opening all doors | Closing all doors | GND | PWR +12V |     |     |     |     |     |                  |    |    |    |    | Contr. of factory alarm | Contr.c.lock. when ign.is on | Comfort closure |    |    |   |   |   |   |   |   |   |   |   |   |   |   |   |   |   |   |   |   |   |   |   |   |   |   |   |   |   |   |   |   |   |   |   |   |   |
| 1                          | 2      | 3      | 4      | 5      | 6      | 7     | 8     |       |       | 1                  | 2                      | 3         | 4          | 5                | 6            | 7                   | 8                     | 9                  | 10                  | 11                              | 12             | 13                 | 14       | 15           | 1         | 2                         | 3                   | 4                  | 5                   | 6                | 7                 | 8                 | 9   | 10       |     |     |     |     |     |                  |    |    |    |    | +                       | +                            | +               | +  | +  | + | + | + | + | + | + | + | + | + | + | + | + | + | + | + | + | + | + | + | + | + | + | + | + | + | + | + | + | + | + | + | + | + | + | + |
| Attention:                 |        |        |        |        |        |       |       |       |       |                    |                        |           |            |                  |              |                     |                       |                    |                     |                                 |                |                    |          |              |           |                           |                     |                    |                     |                  |                   |                   |     |          |     |     |     |     |     |                  |    |    |    |    |                         |                              |                 |    |    |   |   |   |   |   |   |   |   |   |   |   |   |   |   |   |   |   |   |   |   |   |   |   |   |   |   |   |   |   |   |   |   |   |   |   |

| HYUNDAI KONA (OS) (Electric) |        |        |        |        |        |       |       |       |       | year: 2018 →       |                        |           |            |                  |              |                     |                       |                    |                     | with and without Keyless System |                |                    |          |              |           |                           |                     |                    |                     | program №: 12981 |                   |                   |     |          |     |     |     |     |     | from: 2023-04-11 |    |    |    |    |                         |                              |                 |    |    |   |   |   |   |   |   |   |   |   |   |   |   |   |   |   |   |   |   |   |   |   |   |   |   |   |   |   |   |   |   |   |   |   |   |   |
|------------------------------|--------|--------|--------|--------|--------|-------|-------|-------|-------|--------------------|------------------------|-----------|------------|------------------|--------------|---------------------|-----------------------|--------------------|---------------------|---------------------------------|----------------|--------------------|----------|--------------|-----------|---------------------------|---------------------|--------------------|---------------------|------------------|-------------------|-------------------|-----|----------|-----|-----|-----|-----|-----|------------------|----|----|----|----|-------------------------|------------------------------|-----------------|----|----|---|---|---|---|---|---|---|---|---|---|---|---|---|---|---|---|---|---|---|---|---|---|---|---|---|---|---|---|---|---|---|---|---|---|---|
| connector 8 pin              |        |        |        |        |        |       |       |       |       | connector 15 pin   |                        |           |            |                  |              |                     |                       |                    |                     | connector 10 pin                |                |                    |          |              |           |                           |                     |                    |                     |                  |                   |                   |     |          |     |     |     |     |     |                  |    |    |    |    |                         |                              |                 |    |    |   |   |   |   |   |   |   |   |   |   |   |   |   |   |   |   |   |   |   |   |   |   |   |   |   |   |   |   |   |   |   |   |   |   |   |
| CAN H                        | CAN L  | CAN H  | CAN L  | CAN H  | CAN L  | CAN H | CAN L | OUT + | OUT - | OUT                | OUT                    | OUT       | OUT        | OUT              | OUT          | OUT                 | OUT                   | OUT                | OUT                 | OUT                             | IN             | IN                 | IN       | IN           | IN        | IN                        | IN                  | IN                 | IN                  | OUT              | OUT               | OUT               | OUT | OUT      | OUT | OUT | OUT | OUT | OUT | OUT              | IN | IN | IN | IN | IN                      | IN                           | IN              | IN | IN |   |   |   |   |   |   |   |   |   |   |   |   |   |   |   |   |   |   |   |   |   |   |   |   |   |   |   |   |   |   |   |   |   |   |   |
| CAN1-H                       | CAN1-L | CAN2-H | CAN2-L | CAN3-H | CAN3-L |       |       |       |       | Driver door sensor | Passengers door sensor | Trunk lid | Hood sense | Original alarm++ | Arming state | Lock factory remote | Unlock factory remote | Any button pressed | Handbrake / Parking | Speed 10kmph                    | Engine running | Engine speed (RPM) | Ignition | Key inserted | Footbrake | Drivers door opening sim. | Turn off the engine | Turn on the engine | Turn signal control | Trunk release    | Opening all doors | Closing all doors | GND | PWR +12V |     |     |     |     |     |                  |    |    |    |    | Contr. of factory alarm | Contr.c.lock. when ign.is on | Comfort closure |    |    |   |   |   |   |   |   |   |   |   |   |   |   |   |   |   |   |   |   |   |   |   |   |   |   |   |   |   |   |   |   |   |   |   |   |   |
| 1                            | 2      | 3      | 4      | 5      | 6      | 7     | 8     |       |       | 1                  | 2                      | 3         | 4          | 5                | 6            | 7                   | 8                     | 9                  | 10                  | 11                              | 12             | 13                 | 14       | 15           | 1         | 2                         | 3                   | 4                  | 5                   | 6                | 7                 | 8                 | 9   | 10       |     |     |     |     |     |                  |    |    |    |    | +                       | +                            | +               | +  | +  | + | + | + | + | + | + | + | + | + | + | + | + | + | + | + | + | + | + | + | + | + | + | + | + | + | + | + | + | + | + | + | + | + | + | + |
| Attention:                   |        |        |        |        |        |       |       |       |       |                    |                        |           |            |                  |              |                     |                       |                    |                     |                                 |                |                    |          |              |           |                           |                     |                    |                     |                  |                   |                   |     |          |     |     |     |     |     |                  |    |    |    |    |                         |                              |                 |    |    |   |   |   |   |   |   |   |   |   |   |   |   |   |   |   |   |   |   |   |   |   |   |   |   |   |   |   |   |   |   |   |   |   |   |   |

| HYUNDAI KONA (OS) (Keyless) (USA Market) |        |        |        |        |        |       |       |       |       | year: 2018 →       |                        |           |            |                  |              |                     |                       |                    |                     | with Keyless System |                |                    |          |              |           |                           |                     |                    |                     | program №: 13251 |                   |                   |     |          |     |     |     |     |     | from: 2020-06-10 |    |    |    |    |                         |                              |                 |    |    |   |   |   |   |   |   |   |   |   |   |   |   |   |   |   |   |   |   |   |   |   |   |   |   |   |   |   |   |   |   |   |   |   |   |   |
|------------------------------------------|--------|--------|--------|--------|--------|-------|-------|-------|-------|--------------------|------------------------|-----------|------------|------------------|--------------|---------------------|-----------------------|--------------------|---------------------|---------------------|----------------|--------------------|----------|--------------|-----------|---------------------------|---------------------|--------------------|---------------------|------------------|-------------------|-------------------|-----|----------|-----|-----|-----|-----|-----|------------------|----|----|----|----|-------------------------|------------------------------|-----------------|----|----|---|---|---|---|---|---|---|---|---|---|---|---|---|---|---|---|---|---|---|---|---|---|---|---|---|---|---|---|---|---|---|---|---|---|---|
| connector 8 pin                          |        |        |        |        |        |       |       |       |       | connector 15 pin   |                        |           |            |                  |              |                     |                       |                    |                     | connector 10 pin    |                |                    |          |              |           |                           |                     |                    |                     |                  |                   |                   |     |          |     |     |     |     |     |                  |    |    |    |    |                         |                              |                 |    |    |   |   |   |   |   |   |   |   |   |   |   |   |   |   |   |   |   |   |   |   |   |   |   |   |   |   |   |   |   |   |   |   |   |   |   |
| CAN H                                    | CAN L  | CAN H  | CAN L  | CAN H  | CAN L  | CAN H | CAN L | OUT + | OUT - | OUT                | OUT                    | OUT       | OUT        | OUT              | OUT          | OUT                 | OUT                   | OUT                | OUT                 | OUT                 | IN             | IN                 | IN       | IN           | IN        | IN                        | IN                  | IN                 | IN                  | OUT              | OUT               | OUT               | OUT | OUT      | OUT | OUT | OUT | OUT | OUT | OUT              | IN | IN | IN | IN | IN                      | IN                           | IN              | IN | IN |   |   |   |   |   |   |   |   |   |   |   |   |   |   |   |   |   |   |   |   |   |   |   |   |   |   |   |   |   |   |   |   |   |   |   |
| CAN1-H                                   | CAN1-L | CAN2-H | CAN2-L | CAN3-H | CAN3-L |       |       |       |       | Driver door sensor | Passengers door sensor | Trunk lid | Hood sense | Original alarm++ | Arming state | Lock factory remote | Unlock factory remote | Any button pressed | Handbrake / Parking | Speed 10kmph        | Engine running | Engine speed (RPM) | Ignition | Key inserted | Footbrake | Drivers door opening sim. | Turn off the engine | Turn on the engine | Turn signal control | Trunk release    | Opening all doors | Closing all doors | GND | PWR +12V |     |     |     |     |     |                  |    |    |    |    | Contr. of factory alarm | Contr.c.lock. when ign.is on | Comfort closure |    |    |   |   |   |   |   |   |   |   |   |   |   |   |   |   |   |   |   |   |   |   |   |   |   |   |   |   |   |   |   |   |   |   |   |   |   |
| 1                                        | 2      | 3      | 4      | 5      | 6      | 7     | 8     |       |       | 1                  | 2                      | 3         | 4          | 5                | 6            | 7                   | 8                     | 9                  | 10                  | 11                  | 12             | 13                 | 14       | 15           | 1         | 2                         | 3                   | 4                  | 5                   | 6                | 7                 | 8                 | 9   | 10       |     |     |     |     |     |                  |    |    |    |    | +                       | +                            | +               | +  | +  | + | + | + | + | + | + | + | + | + | + | + | + | + | + | + | + | + | + | + | + | + | + | + | + | + | + | + | + | + | + | + | + | + | + | + |
| Attention:                               |        |        |        |        |        |       |       |       |       |                    |                        |           |            |                  |              |                     |                       |                    |                     |                     |                |                    |          |              |           |                           |                     |                    |                     |                  |                   |                   |     |          |     |     |     |     |     |                  |    |    |    |    |                         |                              |                 |    |    |   |   |   |   |   |   |   |   |   |   |   |   |   |   |   |   |   |   |   |   |   |   |   |   |   |   |   |   |   |   |   |   |   |   |   |

| HYUNDAI KONA (OS) (Keyless) |        |        |        |        |        |       |       |                           |                         | year: 2018 → with Keyless System |                        |           |            |                  |              |                     |                       |                    |                     | program №: 12211 |                |                    |          |              |           |                           |                     |                    |                     | from: 2020-06-10 |                   |                   |       |          |                         |                             |                 |       |       |   |   |   |   |   |   |   |   |   |   |   |   |   |   |   |
|-----------------------------|--------|--------|--------|--------|--------|-------|-------|---------------------------|-------------------------|----------------------------------|------------------------|-----------|------------|------------------|--------------|---------------------|-----------------------|--------------------|---------------------|------------------|----------------|--------------------|----------|--------------|-----------|---------------------------|---------------------|--------------------|---------------------|------------------|-------------------|-------------------|-------|----------|-------------------------|-----------------------------|-----------------|-------|-------|---|---|---|---|---|---|---|---|---|---|---|---|---|---|---|
| connector 8 pin             |        |        |        |        |        |       |       |                           |                         | connector 15 pin                 |                        |           |            |                  |              |                     |                       |                    |                     | connector 10 pin |                |                    |          |              |           |                           |                     |                    |                     |                  |                   |                   |       |          |                         |                             |                 |       |       |   |   |   |   |   |   |   |   |   |   |   |   |   |   |   |
| CAN H                       | CAN L  | CAN H  | CAN L  | CAN H  | CAN L  | CAN H | CAN L | OUT +                     | OUT -                   | OUT -                            | OUT -                  | OUT -     | OUT -      | OUT -            | OUT -        | OUT -               | OUT -                 | OUT -              | OUT -               | OUT +            | IN             | IN                 | IN       | IN           | IN        | IN                        | IN                  | IN                 | IN                  | OUT +            | OUT +             | OUT +             | OUT + | OUT +    | OUT +                   | OUT +                       | OUT +           | OUT + | OUT + |   |   |   |   |   |   |   |   |   |   |   |   |   |   |   |
| CAN1-H                      | CAN1-L | CAN2-H | CAN2-L | CAN3-H | CAN3-L |       |       | Alternative blink control | Alt. contr. centr. lock | Driver door sensor               | Passengers door sensor | Trunk lid | Hood sense | Original alarm++ | Arming state | Lock factory remote | Unlock factory remote | Any button pressed | Handbrake / Parking | Speed 10kmph     | Engine running | Engine speed (RPM) | Ignition | Key inserted | Footbrake | Drivers door opening sim. | Turn off the engine | Turn on the engine | Turn signal control | Trunk release    | Opening all doors | Closing all doors | GND   | PWR +12V | Contr. of factory alarm | Contr.c.lock when ign.is on | Comfort closure |       |       |   |   |   |   |   |   |   |   |   |   |   |   |   |   |   |
| 1                           | 2      | 3      | 4      | 5      | 6      | 7     | 8     |                           |                         | 1                                | 2                      | 3         | 4          | 5                | 6            | 7                   | 8                     | 9                  | 10                  | 11               | 12             | 13                 | 14       | 15           | 1         | 2                         | 3                   | 4                  | 5                   | 6                | 7                 | 8                 | 9     | 10       |                         |                             |                 |       |       |   |   |   |   |   |   |   |   |   |   |   |   |   |   |   |
| +                           | +      | +      | +      | +      | +      | +     | +     | +                         | +                       | +                                | +                      | +         | +          | +                | +            | +                   | +                     | +                  | +                   | +                | +              | +                  | +        | +            | +         | +                         | +                   | +                  | +                   | +                | +                 | +                 | +     | +        | +                       | +                           | +               | +     | +     | + | + | + | + | + | + | + | + | + | + | + | + | + | + | + |

Attention:

Switches

| HYUNDAI NEXO (Fuel Cell) |        |        |        |        |        |       |       |                           |                         | year: 2019 → with and without Keyless System |                        |           |            |                  |              |                     |                       |                    |                     | program №: 14615 |                |                    |          |              |           |                           |                     |                    |                     | from: 2023-03-08 |                   |                   |       |          |                         |                             |                 |       |       |   |   |   |   |   |   |   |   |   |   |   |   |   |   |   |
|--------------------------|--------|--------|--------|--------|--------|-------|-------|---------------------------|-------------------------|----------------------------------------------|------------------------|-----------|------------|------------------|--------------|---------------------|-----------------------|--------------------|---------------------|------------------|----------------|--------------------|----------|--------------|-----------|---------------------------|---------------------|--------------------|---------------------|------------------|-------------------|-------------------|-------|----------|-------------------------|-----------------------------|-----------------|-------|-------|---|---|---|---|---|---|---|---|---|---|---|---|---|---|---|
| connector 8 pin          |        |        |        |        |        |       |       |                           |                         | connector 15 pin                             |                        |           |            |                  |              |                     |                       |                    |                     | connector 10 pin |                |                    |          |              |           |                           |                     |                    |                     |                  |                   |                   |       |          |                         |                             |                 |       |       |   |   |   |   |   |   |   |   |   |   |   |   |   |   |   |
| CAN H                    | CAN L  | CAN H  | CAN L  | CAN H  | CAN L  | CAN H | CAN L | OUT +                     | OUT -                   | OUT -                                        | OUT -                  | OUT -     | OUT -      | OUT -            | OUT -        | OUT -               | OUT -                 | OUT -              | OUT -               | OUT +            | IN             | IN                 | IN       | IN           | IN        | IN                        | IN                  | IN                 | IN                  | OUT +            | OUT +             | OUT +             | OUT + | OUT +    | OUT +                   | OUT +                       | OUT +           | OUT + | OUT + |   |   |   |   |   |   |   |   |   |   |   |   |   |   |   |
| CAN1-H                   | CAN1-L | CAN2-H | CAN2-L | CAN3-H | CAN3-L |       |       | Alternative blink control | Alt. contr. centr. lock | Driver door sensor                           | Passengers door sensor | Trunk lid | Hood sense | Original alarm++ | Arming state | Lock factory remote | Unlock factory remote | Any button pressed | Handbrake / Parking | Speed 10kmph     | Engine running | Engine speed (RPM) | Ignition | Key inserted | Footbrake | Drivers door opening sim. | Turn off the engine | Turn on the engine | Turn signal control | Trunk release    | Opening all doors | Closing all doors | GND   | PWR +12V | Contr. of factory alarm | Contr.c.lock when ign.is on | Comfort closure |       |       |   |   |   |   |   |   |   |   |   |   |   |   |   |   |   |
| 1                        | 2      | 3      | 4      | 5      | 6      | 7     | 8     |                           |                         | 1                                            | 2                      | 3         | 4          | 5                | 6            | 7                   | 8                     | 9                  | 10                  | 11               | 12             | 13                 | 14       | 15           | 1         | 2                         | 3                   | 4                  | 5                   | 6                | 7                 | 8                 | 9     | 10       |                         |                             |                 |       |       |   |   |   |   |   |   |   |   |   |   |   |   |   |   |   |
| +                        | +      | +      | +      | +      | +      | +     | +     | +                         | +                       | +                                            | +                      | +         | +          | +                | +            | +                   | +                     | +                  | +                   | +                | +              | +                  | +        | +            | +         | +                         | +                   | +                  | +                   | +                | +                 | +                 | +     | +        | +                       | +                           | +               | +     | +     | + | + | + | + | + | + | + | + | + | + | + | + | + | + | + |

Attention:

Switches

| HYUNDAI PALISADE |        |        |        |        |        |       |       |                           |                         | year: 2020 → with and without Keyless System |                        |           |            |                  |              |                     |                       |                    |                     | program №: 13931 |                |                    |          |              |           |                           |                     |                    |                     | from: 2022-02-10 |                   |                   |       |          |                         |                             |                 |       |       |   |   |   |   |   |   |   |   |   |   |   |   |   |   |   |
|------------------|--------|--------|--------|--------|--------|-------|-------|---------------------------|-------------------------|----------------------------------------------|------------------------|-----------|------------|------------------|--------------|---------------------|-----------------------|--------------------|---------------------|------------------|----------------|--------------------|----------|--------------|-----------|---------------------------|---------------------|--------------------|---------------------|------------------|-------------------|-------------------|-------|----------|-------------------------|-----------------------------|-----------------|-------|-------|---|---|---|---|---|---|---|---|---|---|---|---|---|---|---|
| connector 8 pin  |        |        |        |        |        |       |       |                           |                         | connector 15 pin                             |                        |           |            |                  |              |                     |                       |                    |                     | connector 10 pin |                |                    |          |              |           |                           |                     |                    |                     |                  |                   |                   |       |          |                         |                             |                 |       |       |   |   |   |   |   |   |   |   |   |   |   |   |   |   |   |
| CAN H            | CAN L  | CAN H  | CAN L  | CAN H  | CAN L  | CAN H | CAN L | OUT +                     | OUT -                   | OUT -                                        | OUT -                  | OUT -     | OUT -      | OUT -            | OUT -        | OUT -               | OUT -                 | OUT -              | OUT -               | OUT +            | IN             | IN                 | IN       | IN           | IN        | IN                        | IN                  | IN                 | IN                  | OUT +            | OUT +             | OUT +             | OUT + | OUT +    | OUT +                   | OUT +                       | OUT +           | OUT + | OUT + |   |   |   |   |   |   |   |   |   |   |   |   |   |   |   |
| CAN1-H           | CAN1-L | CAN2-H | CAN2-L | CAN3-H | CAN3-L |       |       | Alternative blink control | Alt. contr. centr. lock | Driver door sensor                           | Passengers door sensor | Trunk lid | Hood sense | Original alarm++ | Arming state | Lock factory remote | Unlock factory remote | Any button pressed | Handbrake / Parking | Speed 10kmph     | Engine running | Engine speed (RPM) | Ignition | Key inserted | Footbrake | Drivers door opening sim. | Turn off the engine | Turn on the engine | Turn signal control | Trunk release    | Opening all doors | Closing all doors | GND   | PWR +12V | Contr. of factory alarm | Contr.c.lock when ign.is on | Comfort closure |       |       |   |   |   |   |   |   |   |   |   |   |   |   |   |   |   |
| 1                | 2      | 3      | 4      | 5      | 6      | 7     | 8     |                           |                         | 1                                            | 2                      | 3         | 4          | 5                | 6            | 7                   | 8                     | 9                  | 10                  | 11               | 12             | 13                 | 14       | 15           | 1         | 2                         | 3                   | 4                  | 5                   | 6                | 7                 | 8                 | 9     | 10       |                         |                             |                 |       |       |   |   |   |   |   |   |   |   |   |   |   |   |   |   |   |
| +                | +      | +      | +      | +      | +      | +     | +     | +                         | +                       | +                                            | +                      | +         | +          | +                | +            | +                   | +                     | +                  | +                   | +                | +              | +                  | +        | +            | +         | +                         | +                   | +                  | +                   | +                | +                 | +                 | +     | +        | +                       | +                           | +               | +     | +     | + | + | + | + | + | + | + | + | + | + | + | + | + | + | + |

Attention:

Switches

| HYUNDAI SANTA FE (TM) (Hybrid) (Keyless) |        |        |        |        |        |       |       |                           |                         | year: 2021 → with Keyless System |                        |           |            |                  |              |                     |                       |                    |                     | program №: 13533 |                |                    |          |              |           |                           |                     |                    |                     | from: 2023-02-08 |                   |                   |       |          |                         |                             |                 |       |       |   |   |   |   |   |   |   |   |   |   |   |   |   |   |   |
|------------------------------------------|--------|--------|--------|--------|--------|-------|-------|---------------------------|-------------------------|----------------------------------|------------------------|-----------|------------|------------------|--------------|---------------------|-----------------------|--------------------|---------------------|------------------|----------------|--------------------|----------|--------------|-----------|---------------------------|---------------------|--------------------|---------------------|------------------|-------------------|-------------------|-------|----------|-------------------------|-----------------------------|-----------------|-------|-------|---|---|---|---|---|---|---|---|---|---|---|---|---|---|---|
| connector 8 pin                          |        |        |        |        |        |       |       |                           |                         | connector 15 pin                 |                        |           |            |                  |              |                     |                       |                    |                     | connector 10 pin |                |                    |          |              |           |                           |                     |                    |                     |                  |                   |                   |       |          |                         |                             |                 |       |       |   |   |   |   |   |   |   |   |   |   |   |   |   |   |   |
| CAN H                                    | CAN L  | CAN H  | CAN L  | CAN H  | CAN L  | CAN H | CAN L | OUT +                     | OUT -                   | OUT -                            | OUT -                  | OUT -     | OUT -      | OUT -            | OUT -        | OUT -               | OUT -                 | OUT -              | OUT -               | OUT +            | IN             | IN                 | IN       | IN           | IN        | IN                        | IN                  | IN                 | IN                  | OUT +            | OUT +             | OUT +             | OUT + | OUT +    | OUT +                   | OUT +                       | OUT +           | OUT + | OUT + |   |   |   |   |   |   |   |   |   |   |   |   |   |   |   |
| CAN1-H                                   | CAN1-L | CAN2-H | CAN2-L | CAN3-H | CAN3-L |       |       | Alternative blink control | Alt. contr. centr. lock | Driver door sensor               | Passengers door sensor | Trunk lid | Hood sense | Original alarm++ | Arming state | Lock factory remote | Unlock factory remote | Any button pressed | Handbrake / Parking | Speed 10kmph     | Engine running | Engine speed (RPM) | Ignition | Key inserted | Footbrake | Drivers door opening sim. | Turn off the engine | Turn on the engine | Turn signal control | Trunk release    | Opening all doors | Closing all doors | GND   | PWR +12V | Contr. of factory alarm | Contr.c.lock when ign.is on | Comfort closure |       |       |   |   |   |   |   |   |   |   |   |   |   |   |   |   |   |
| 1                                        | 2      | 3      | 4      | 5      | 6      | 7     | 8     |                           |                         | 1                                | 2                      | 3         | 4          | 5                | 6            | 7                   | 8                     | 9                  | 10                  | 11               | 12             | 13                 | 14       | 15           | 1         | 2                         | 3                   | 4                  | 5                   | 6                | 7                 | 8                 | 9     | 10       |                         |                             |                 |       |       |   |   |   |   |   |   |   |   |   |   |   |   |   |   |   |
| +                                        | +      | +      | +      | +      | +      | +     | +     | +                         | +                       | +                                | +                      | +         | +          | +                | +            | +                   | +                     | +                  | +                   | +                | +              | +                  | +        | +            | +         | +                         | +                   | +                  | +                   | +                | +                 | +                 | +     | +        | +                       | +                           | +               | +     | +     | + | + | + | + | + | + | + | + | + | + | + | + | + | + | + |

Attention:

Switches

| HYUNDAI SANTA FE (TM) (Hybrid) (Plug-in) (Keyless) |        |        |        |        |        |       |       |                           |                         | year: 2021 → with Keyless System |                        |           |            |                  |              |                     |                       |                    |                     | program №: 13752 |                |                    |          |              |           |                           |                     |                    |                     | from: 2023-06-12 |                   |                   |       |          |                         |                             |                 |       |       |   |   |   |   |   |   |   |   |   |   |   |   |   |   |   |
|----------------------------------------------------|--------|--------|--------|--------|--------|-------|-------|---------------------------|-------------------------|----------------------------------|------------------------|-----------|------------|------------------|--------------|---------------------|-----------------------|--------------------|---------------------|------------------|----------------|--------------------|----------|--------------|-----------|---------------------------|---------------------|--------------------|---------------------|------------------|-------------------|-------------------|-------|----------|-------------------------|-----------------------------|-----------------|-------|-------|---|---|---|---|---|---|---|---|---|---|---|---|---|---|---|
| connector 8 pin                                    |        |        |        |        |        |       |       |                           |                         | connector 15 pin                 |                        |           |            |                  |              |                     |                       |                    |                     | connector 10 pin |                |                    |          |              |           |                           |                     |                    |                     |                  |                   |                   |       |          |                         |                             |                 |       |       |   |   |   |   |   |   |   |   |   |   |   |   |   |   |   |
| CAN H                                              | CAN L  | CAN H  | CAN L  | CAN H  | CAN L  | CAN H | CAN L | OUT +                     | OUT -                   | OUT -                            | OUT -                  | OUT -     | OUT -      | OUT -            | OUT -        | OUT -               | OUT -                 | OUT -              | OUT -               | OUT +            | IN             | IN                 | IN       | IN           | IN        | IN                        | IN                  | IN                 | IN                  | OUT +            | OUT +             | OUT +             | OUT + | OUT +    | OUT +                   | OUT +                       | OUT +           | OUT + | OUT + |   |   |   |   |   |   |   |   |   |   |   |   |   |   |   |
| CAN1-H                                             | CAN1-L | CAN2-H | CAN2-L | CAN3-H | CAN3-L |       |       | Alternative blink control | Alt. contr. centr. lock | Driver door sensor               | Passengers door sensor | Trunk lid | Hood sense | Original alarm++ | Arming state | Lock factory remote | Unlock factory remote | Any button pressed | Handbrake / Parking | Speed 10kmph     | Engine running | Engine speed (RPM) | Ignition | Key inserted | Footbrake | Drivers door opening sim. | Turn off the engine | Turn on the engine | Turn signal control | Trunk release    | Opening all doors | Closing all doors | GND   | PWR +12V | Contr. of factory alarm | Contr.c.lock when ign.is on | Comfort closure |       |       |   |   |   |   |   |   |   |   |   |   |   |   |   |   |   |
| 1                                                  | 2      | 3      | 4      | 5      | 6      | 7     | 8     |                           |                         | 1                                | 2                      | 3         | 4          | 5                | 6            | 7                   | 8                     | 9                  | 10                  | 11               | 12             | 13                 | 14       | 15           | 1         | 2                         | 3                   | 4                  | 5                   | 6                | 7                 | 8                 | 9     | 10       |                         |                             |                 |       |       |   |   |   |   |   |   |   |   |   |   |   |   |   |   |   |
| +                                                  | +      | +      | +      | +      | +      | +     | +     | +                         | +                       | +                                | +                      | +         | +          | +                | +            | +                   | +                     | +                  | +                   | +                | +              | +                  | +        | +            | +         | +                         | +                   | +                  | +                   | +                | +                 | +                 | +     | +        | +                       | +                           | +               | +     | +     | + | + | + | + | + | + | + | + | + | + | + | + | + | + | + |

Attention:

Switches



### HYUNDAI SANTA FE (TM)

year: 2021 →

with and without Keyless System

program N°: 14146

from: 2023-02-08

| connector 8 pin |        |        |        |        |        |       |         | connector 15 pin |                    |                        |           |            |                  |              |                     |                       |                    |                     |              |                |                    |          | connector 10 pin |           |                           |                     |                    |                     |               |                   |                   |     |          |    |    |                         |                               |                 |   |   |   |
|-----------------|--------|--------|--------|--------|--------|-------|---------|------------------|--------------------|------------------------|-----------|------------|------------------|--------------|---------------------|-----------------------|--------------------|---------------------|--------------|----------------|--------------------|----------|------------------|-----------|---------------------------|---------------------|--------------------|---------------------|---------------|-------------------|-------------------|-----|----------|----|----|-------------------------|-------------------------------|-----------------|---|---|---|
| CAN H           | CAN L  | CAN H  | CAN L  | CAN H  | CAN L  | CAN L | OUT +/- | OUT +/-          | OUT                | OUT                    | OUT       | OUT        | OUT              | OUT          | OUT                 | OUT                   | OUT                | OUT                 | OUT          | OUT            | OUT                | OUT      | OUT              | OUT       | OUT                       | +                   | IN                 | IN                  | IN            | IN                | IN                | IN  | IN       | IN | IN | +                       | +                             |                 |   |   |   |
| CAN1-H          | CAN1-L | CAN2-H | CAN2-L | CAN3-H | CAN3-L |       |         |                  | Driver door sensor | Passengers door sensor | Trunk lid | Hood sense | Original alarm++ | Arming state | Lock factory remote | Unlock factory remote | Any button pressed | Handbrake / Parking | Speed 10kmph | Engine running | Engine speed (RPM) | Ignition | Key inserted     | Footbrake | Drivers door opening sim. | Turn off the engine | Turn on the engine | Turn signal control | Trunk release | Opening all doors | Closing all doors | GND | PWR +12V |    |    | Contr. of factory alarm | Contr. c.lock. when ign.is on | Comfort closure |   |   |   |
| 1               | 2      | 3      | 4      | 5      | 6      |       |         |                  | 1                  | 2                      | 3         | 4          | 5                | 6            | 7                   | 8                     | 9                  | 10                  | 11           | 12             | 13                 | 14       | 15               | 1         | 2                         | 3                   | 4                  | 5                   | 6             | 7                 | 8                 | 9   | 10       |    |    |                         |                               |                 |   |   |   |
| +               | +      | +      | +      |        |        |       |         |                  | +                  | +                      | +         | +          | +                | +            | +                   | +                     | +                  | +                   | +            | +              | +                  | +        | +                | +         | +                         | +                   | +                  | +                   | +             | +                 | +                 | +   | +        | +  | +  | +                       | +                             | +               | + | + | + |

Attention:

### HYUNDAI SANTA FE (TM) (Hybrid) (Keyless) (Automatic-transmission)

year: 2021 →

with Keyless System

program N°: 14728

from: 2023-06-07

| connector 8 pin |        |        |        |        |        |       |         | connector 15 pin |                    |                        |           |            |                  |              |                     |                       |                    |                     |              |                |                    |          | connector 10 pin |           |                           |                     |                    |                     |               |                   |                   |     |          |    |    |                         |                               |                 |   |   |   |   |
|-----------------|--------|--------|--------|--------|--------|-------|---------|------------------|--------------------|------------------------|-----------|------------|------------------|--------------|---------------------|-----------------------|--------------------|---------------------|--------------|----------------|--------------------|----------|------------------|-----------|---------------------------|---------------------|--------------------|---------------------|---------------|-------------------|-------------------|-----|----------|----|----|-------------------------|-------------------------------|-----------------|---|---|---|---|
| CAN H           | CAN L  | CAN H  | CAN L  | CAN H  | CAN L  | CAN L | OUT +/- | OUT +/-          | OUT                | OUT                    | OUT       | OUT        | OUT              | OUT          | OUT                 | OUT                   | OUT                | OUT                 | OUT          | OUT            | OUT                | OUT      | OUT              | OUT       | OUT                       | +                   | IN                 | IN                  | IN            | IN                | IN                | IN  | IN       | IN | IN | +                       | +                             |                 |   |   |   |   |
| CAN1-H          | CAN1-L | CAN2-H | CAN2-L | CAN3-H | CAN3-L |       |         |                  | Driver door sensor | Passengers door sensor | Trunk lid | Hood sense | Original alarm++ | Arming state | Lock factory remote | Unlock factory remote | Any button pressed | Handbrake / Parking | Speed 10kmph | Engine running | Engine speed (RPM) | Ignition | Key inserted     | Footbrake | Drivers door opening sim. | Turn off the engine | Turn on the engine | Turn signal control | Trunk release | Opening all doors | Closing all doors | GND | PWR +12V |    |    | Contr. of factory alarm | Contr. c.lock. when ign.is on | Comfort closure |   |   |   |   |
| 1               | 2      | 3      | 4      | 5      | 6      |       |         |                  | 1                  | 2                      | 3         | 4          | 5                | 6            | 7                   | 8                     | 9                  | 10                  | 11           | 12             | 13                 | 14       | 15               | 1         | 2                         | 3                   | 4                  | 5                   | 6             | 7                 | 8                 | 9   | 10       |    |    |                         |                               |                 |   |   |   |   |
| +               | +      | +      | +      |        |        |       |         |                  | +                  | +                      | +         | +          | +                | +            | +                   | +                     | +                  | +                   | +            | +              | +                  | +        | +                | +         | +                         | +                   | +                  | +                   | +             | +                 | +                 | +   | +        | +  | +  | +                       | +                             | +               | + | + | + | + |

Attention:

### HYUNDAI SANTA FE (TM) (Keyless)

year: 2019 →

with Keyless System

program N°: 12553

from: 2020-07-07

| connector 8 pin |        |        |        |        |        |       |         | connector 15 pin |                    |                        |           |            |                  |              |                     |                       |                    |                     |              |                |                    |          | connector 10 pin |           |                           |                     |                    |                     |               |                   |                   |     |          |    |    |                         |                               |                 |   |   |   |   |
|-----------------|--------|--------|--------|--------|--------|-------|---------|------------------|--------------------|------------------------|-----------|------------|------------------|--------------|---------------------|-----------------------|--------------------|---------------------|--------------|----------------|--------------------|----------|------------------|-----------|---------------------------|---------------------|--------------------|---------------------|---------------|-------------------|-------------------|-----|----------|----|----|-------------------------|-------------------------------|-----------------|---|---|---|---|
| CAN H           | CAN L  | CAN H  | CAN L  | CAN H  | CAN L  | CAN L | OUT +/- | OUT +/-          | OUT                | OUT                    | OUT       | OUT        | OUT              | OUT          | OUT                 | OUT                   | OUT                | OUT                 | OUT          | OUT            | OUT                | OUT      | OUT              | OUT       | OUT                       | +                   | IN                 | IN                  | IN            | IN                | IN                | IN  | IN       | IN | IN | +                       | +                             |                 |   |   |   |   |
| CAN1-H          | CAN1-L | CAN2-H | CAN2-L | CAN3-H | CAN3-L |       |         |                  | Driver door sensor | Passengers door sensor | Trunk lid | Hood sense | Original alarm++ | Arming state | Lock factory remote | Unlock factory remote | Any button pressed | Handbrake / Parking | Speed 10kmph | Engine running | Engine speed (RPM) | Ignition | Key inserted     | Footbrake | Drivers door opening sim. | Turn off the engine | Turn on the engine | Turn signal control | Trunk release | Opening all doors | Closing all doors | GND | PWR +12V |    |    | Contr. of factory alarm | Contr. c.lock. when ign.is on | Comfort closure |   |   |   |   |
| 1               | 2      | 3      | 4      | 5      | 6      |       |         |                  | 1                  | 2                      | 3         | 4          | 5                | 6            | 7                   | 8                     | 9                  | 10                  | 11           | 12             | 13                 | 14       | 15               | 1         | 2                         | 3                   | 4                  | 5                   | 6             | 7                 | 8                 | 9   | 10       |    |    |                         |                               |                 |   |   |   |   |
| +               | +      | +      | +      |        |        |       |         |                  | +                  | +                      | +         | +          | +                | +            | +                   | +                     | +                  | +                   | +            | +              | +                  | +        | +                | +         | +                         | +                   | +                  | +                   | +             | +                 | +                 | +   | +        | +  | +  | +                       | +                             | +               | + | + | + | + |

Attention:

### HYUNDAI SANTA FE (DM) (Keyless)

year: 2013 →

with Keyless System

program N°: 11386

from: 2017-09-01

| connector 8 pin |        |        |        |        |        |       |         | connector 15 pin |                    |                        |           |            |                  |              |                     |                       |                    |                     |              |                |                    |          | connector 10 pin |           |                           |                     |                    |                     |               |                   |                   |     |          |    |    |                         |                               |                 |   |   |   |   |
|-----------------|--------|--------|--------|--------|--------|-------|---------|------------------|--------------------|------------------------|-----------|------------|------------------|--------------|---------------------|-----------------------|--------------------|---------------------|--------------|----------------|--------------------|----------|------------------|-----------|---------------------------|---------------------|--------------------|---------------------|---------------|-------------------|-------------------|-----|----------|----|----|-------------------------|-------------------------------|-----------------|---|---|---|---|
| CAN H           | CAN L  | CAN H  | CAN L  | CAN H  | CAN L  | CAN L | OUT +/- | OUT +/-          | OUT                | OUT                    | OUT       | OUT        | OUT              | OUT          | OUT                 | OUT                   | OUT                | OUT                 | OUT          | OUT            | OUT                | OUT      | OUT              | OUT       | OUT                       | +                   | IN                 | IN                  | IN            | IN                | IN                | IN  | IN       | IN | IN | +                       | +                             |                 |   |   |   |   |
| CAN1-H          | CAN1-L | CAN2-H | CAN2-L | CAN3-H | CAN3-L |       |         |                  | Driver door sensor | Passengers door sensor | Trunk lid | Hood sense | Original alarm++ | Arming state | Lock factory remote | Unlock factory remote | Any button pressed | Handbrake / Parking | Speed 10kmph | Engine running | Engine speed (RPM) | Ignition | Key inserted     | Footbrake | Drivers door opening sim. | Turn off the engine | Turn on the engine | Turn signal control | Trunk release | Opening all doors | Closing all doors | GND | PWR +12V |    |    | Contr. of factory alarm | Contr. c.lock. when ign.is on | Comfort closure |   |   |   |   |
| 1               | 2      | 3      | 4      | 5      | 6      |       |         |                  | 1                  | 2                      | 3         | 4          | 5                | 6            | 7                   | 8                     | 9                  | 10                  | 11           | 12             | 13                 | 14       | 15               | 1         | 2                         | 3                   | 4                  | 5                   | 6             | 7                 | 8                 | 9   | 10       |    |    |                         |                               |                 |   |   |   |   |
| +               | +      | +      | +      |        |        |       |         |                  | +                  | +                      | +         | +          | +                | +            | +                   | +                     | +                  | +                   | +            | +              | +                  | +        | +                | +         | +                         | +                   | +                  | +                   | +             | +                 | +                 | +   | +        | +  | +  | +                       | +                             | +               | + | + | + | + |

Attention:

### HYUNDAI SANTA FE (DM)

year: 2013 →

without Keyless System

program N°: 11426

from: 2017-09-01

| connector 8 pin |        |        |        |        |        |       |         | connector 15 pin |                    |                        |           |            |                  |              |                     |                       |                    |                     |              |                |                    |          | connector 10 pin |           |                           |                     |                    |                     |               |                   |                   |     |          |    |    |                         |                               |                 |   |   |   |   |
|-----------------|--------|--------|--------|--------|--------|-------|---------|------------------|--------------------|------------------------|-----------|------------|------------------|--------------|---------------------|-----------------------|--------------------|---------------------|--------------|----------------|--------------------|----------|------------------|-----------|---------------------------|---------------------|--------------------|---------------------|---------------|-------------------|-------------------|-----|----------|----|----|-------------------------|-------------------------------|-----------------|---|---|---|---|
| CAN H           | CAN L  | CAN H  | CAN L  | CAN H  | CAN L  | CAN L | OUT +/- | OUT +/-          | OUT                | OUT                    | OUT       | OUT        | OUT              | OUT          | OUT                 | OUT                   | OUT                | OUT                 | OUT          | OUT            | OUT                | OUT      | OUT              | OUT       | OUT                       | +                   | IN                 | IN                  | IN            | IN                | IN                | IN  | IN       | IN | IN | +                       | +                             |                 |   |   |   |   |
| CAN1-H          | CAN1-L | CAN2-H | CAN2-L | CAN3-H | CAN3-L |       |         |                  | Driver door sensor | Passengers door sensor | Trunk lid | Hood sense | Original alarm++ | Arming state | Lock factory remote | Unlock factory remote | Any button pressed | Handbrake / Parking | Speed 10kmph | Engine running | Engine speed (RPM) | Ignition | Key inserted     | Footbrake | Drivers door opening sim. | Turn off the engine | Turn on the engine | Turn signal control | Trunk release | Opening all doors | Closing all doors | GND | PWR +12V |    |    | Contr. of factory alarm | Contr. c.lock. when ign.is on | Comfort closure |   |   |   |   |
| 1               | 2      | 3      | 4      | 5      | 6      |       |         |                  | 1                  | 2                      | 3         | 4          | 5                | 6            | 7                   | 8                     | 9                  | 10                  | 11           | 12             | 13                 | 14       | 15               | 1         | 2                         | 3                   | 4                  | 5                   | 6             | 7                 | 8                 | 9   | 10       |    |    |                         |                               |                 |   |   |   |   |
| +               | +      | +      | +      |        |        |       |         |                  | +                  | +                      | +         | +          | +                | +            | +                   | +                     | +                  | +                   | +            | +              | +                  | +        | +                | +         | +                         | +                   | +                  | +                   | +             | +                 | +                 | +   | +        | +  | +  | +                       | +                             | +               | + | + | + | + |

Attention:

Switches

**HYUNDAI SOLARIS (ACTIVE PLUS)**

year: 2017 →

without Keyless System

program No: 12121

from: 2021-05-13

| connector 8 pin |        |        |        |        |        |                           |                         |
|-----------------|--------|--------|--------|--------|--------|---------------------------|-------------------------|
| CAN H           | CAN L  | CAN H  | CAN L  | CAN H  | CAN L  | OUT +                     | OUT -                   |
| CAN1-H          | CAN1-L | CAN2-H | CAN2-L | CAN3-H | CAN3-L | Alternative blink control | Alt. contr. centr. lock |
| 1               | 2      | 3      | 4      | 5      | 6      | 7                         | 8                       |
| +               | +      | +      | +      | +      | +      | +                         | +                       |

| connector 15 pin   |                        |           |            |                  |              |                     |                       |                    |                     |              |                |                    |          |              |
|--------------------|------------------------|-----------|------------|------------------|--------------|---------------------|-----------------------|--------------------|---------------------|--------------|----------------|--------------------|----------|--------------|
| OUT                | OUT                    | OUT       | OUT        | OUT              | OUT          | OUT                 | OUT                   | OUT                | OUT                 | OUT          | OUT            | OUT                | OUT      | OUT          |
| Driver door sensor | Passengers door sensor | Trunk lid | Hood sense | Original alarm++ | Arming state | Lock factory remote | Unlock factory remote | Any button pressed | Handbrake / Parking | Speed 10kmph | Engine running | Engine speed (RPM) | Ignition | Key inserted |
| 1                  | 2                      | 3         | 4          | 5                | 6            | 7                   | 8                     | 9                  | 10                  | 11           | 12             | 13                 | 14       | 15           |
| +                  | +                      | +         | +          | +                | +            | +                   | +                     | +                  | +                   | +            | +              | +                  | +        | +            |

| connector 10 pin |                           |                     |                    |                     |               |                   |                   |     |          |
|------------------|---------------------------|---------------------|--------------------|---------------------|---------------|-------------------|-------------------|-----|----------|
| OUT              | IN                        | IN                  | IN                 | IN                  | IN            | IN                | IN                | IN  | IN       |
| Footbrake        | Drivers door opening sim. | Turn off the engine | Turn on the engine | Turn signal control | Trunk release | Opening all doors | Closing all doors | GND | PWR +12V |
| 1                | 2                         | 3                   | 4                  | 5                   | 6             | 7                 | 8                 | 9   | 10       |
| +                | +                         | +                   | +                  | +                   | +             | +                 | +                 | +   | +        |

Attention:

**HYUNDAI SOLARIS (COMFORT)**

year: 2017 →

without Keyless System

program No: 11925

from: 2017-09-01

| connector 8 pin |        |        |        |        |        |                           |                         |
|-----------------|--------|--------|--------|--------|--------|---------------------------|-------------------------|
| CAN H           | CAN L  | CAN H  | CAN L  | CAN H  | CAN L  | OUT +                     | OUT -                   |
| CAN1-H          | CAN1-L | CAN2-H | CAN2-L | CAN3-H | CAN3-L | Alternative blink control | Alt. contr. centr. lock |
| 1               | 2      | 3      | 4      | 5      | 6      | 7                         | 8                       |
| +               | +      | +      | +      | +      | +      | +                         | +                       |

| connector 15 pin   |                        |           |            |                  |              |                     |                       |                    |                     |              |                |                    |          |              |
|--------------------|------------------------|-----------|------------|------------------|--------------|---------------------|-----------------------|--------------------|---------------------|--------------|----------------|--------------------|----------|--------------|
| OUT                | OUT                    | OUT       | OUT        | OUT              | OUT          | OUT                 | OUT                   | OUT                | OUT                 | OUT          | OUT            | OUT                | OUT      | OUT          |
| Driver door sensor | Passengers door sensor | Trunk lid | Hood sense | Original alarm++ | Arming state | Lock factory remote | Unlock factory remote | Any button pressed | Handbrake / Parking | Speed 10kmph | Engine running | Engine speed (RPM) | Ignition | Key inserted |
| 1                  | 2                      | 3         | 4          | 5                | 6            | 7                   | 8                     | 9                  | 10                  | 11           | 12             | 13                 | 14       | 15           |
| +                  | +                      | +         | +          | +                | +            | +                   | +                     | +                  | +                   | +            | +              | +                  | +        | +            |

| connector 10 pin |                           |                     |                    |                     |               |                   |                   |     |          |
|------------------|---------------------------|---------------------|--------------------|---------------------|---------------|-------------------|-------------------|-----|----------|
| OUT              | IN                        | IN                  | IN                 | IN                  | IN            | IN                | IN                | IN  | IN       |
| Footbrake        | Drivers door opening sim. | Turn off the engine | Turn on the engine | Turn signal control | Trunk release | Opening all doors | Closing all doors | GND | PWR +12V |
| 1                | 2                         | 3                   | 4                  | 5                   | 6             | 7                 | 8                 | 9   | 10       |
| +                | +                         | +                   | +                  | +                   | +             | +                 | +                 | +   | +        |

Attention:

**HYUNDAI SOLARIS**

year: 2015 →

without Keyless System

program No: 11236

from: 2017-09-01

| connector 8 pin |        |        |        |        |        |                           |                         |
|-----------------|--------|--------|--------|--------|--------|---------------------------|-------------------------|
| CAN H           | CAN L  | CAN H  | CAN L  | CAN H  | CAN L  | OUT +                     | OUT -                   |
| CAN1-H          | CAN1-L | CAN2-H | CAN2-L | CAN3-H | CAN3-L | Alternative blink control | Alt. contr. centr. lock |
| 1               | 2      | 3      | 4      | 5      | 6      | 7                         | 8                       |
| +               | +      | +      | +      | +      | +      | +                         | +                       |

| connector 15 pin   |                        |           |            |                  |              |                     |                       |                    |                     |              |                |                    |          |              |
|--------------------|------------------------|-----------|------------|------------------|--------------|---------------------|-----------------------|--------------------|---------------------|--------------|----------------|--------------------|----------|--------------|
| OUT                | OUT                    | OUT       | OUT        | OUT              | OUT          | OUT                 | OUT                   | OUT                | OUT                 | OUT          | OUT            | OUT                | OUT      | OUT          |
| Driver door sensor | Passengers door sensor | Trunk lid | Hood sense | Original alarm++ | Arming state | Lock factory remote | Unlock factory remote | Any button pressed | Handbrake / Parking | Speed 10kmph | Engine running | Engine speed (RPM) | Ignition | Key inserted |
| 1                  | 2                      | 3         | 4          | 5                | 6            | 7                   | 8                     | 9                  | 10                  | 11           | 12             | 13                 | 14       | 15           |
| +                  | +                      | +         | +          | +                | +            | +                   | +                     | +                  | +                   | +            | +              | +                  | +        | +            |

| connector 10 pin |                           |                     |                    |                     |               |                   |                   |     |          |
|------------------|---------------------------|---------------------|--------------------|---------------------|---------------|-------------------|-------------------|-----|----------|
| OUT              | IN                        | IN                  | IN                 | IN                  | IN            | IN                | IN                | IN  | IN       |
| Footbrake        | Drivers door opening sim. | Turn off the engine | Turn on the engine | Turn signal control | Trunk release | Opening all doors | Closing all doors | GND | PWR +12V |
| 1                | 2                         | 3                   | 4                  | 5                   | 6             | 7                 | 8                 | 9   | 10       |
| +                | +                         | +                   | +                  | +                   | +             | +                 | +                 | +   | +        |

Attention:

**HYUNDAI SOLARIS (Keyless)**

year: 2015 →

with Keyless System

program No: 11572

from: 2017-09-01

| connector 8 pin |        |        |        |        |        |                           |                         |
|-----------------|--------|--------|--------|--------|--------|---------------------------|-------------------------|
| CAN H           | CAN L  | CAN H  | CAN L  | CAN H  | CAN L  | OUT +                     | OUT -                   |
| CAN1-H          | CAN1-L | CAN2-H | CAN2-L | CAN3-H | CAN3-L | Alternative blink control | Alt. contr. centr. lock |
| 1               | 2      | 3      | 4      | 5      | 6      | 7                         | 8                       |
| +               | +      | +      | +      | +      | +      | +                         | +                       |

| connector 15 pin   |                        |           |            |                  |              |                     |                       |                    |                     |              |                |                    |          |              |
|--------------------|------------------------|-----------|------------|------------------|--------------|---------------------|-----------------------|--------------------|---------------------|--------------|----------------|--------------------|----------|--------------|
| OUT                | OUT                    | OUT       | OUT        | OUT              | OUT          | OUT                 | OUT                   | OUT                | OUT                 | OUT          | OUT            | OUT                | OUT      | OUT          |
| Driver door sensor | Passengers door sensor | Trunk lid | Hood sense | Original alarm++ | Arming state | Lock factory remote | Unlock factory remote | Any button pressed | Handbrake / Parking | Speed 10kmph | Engine running | Engine speed (RPM) | Ignition | Key inserted |
| 1                  | 2                      | 3         | 4          | 5                | 6            | 7                   | 8                     | 9                  | 10                  | 11           | 12             | 13                 | 14       | 15           |
| +                  | +                      | +         | +          | +                | +            | +                   | +                     | +                  | +                   | +            | +              | +                  | +        | +            |

| connector 10 pin |                           |                     |                    |                     |               |                   |                   |     |          |
|------------------|---------------------------|---------------------|--------------------|---------------------|---------------|-------------------|-------------------|-----|----------|
| OUT              | IN                        | IN                  | IN                 | IN                  | IN            | IN                | IN                | IN  | IN       |
| Footbrake        | Drivers door opening sim. | Turn off the engine | Turn on the engine | Turn signal control | Trunk release | Opening all doors | Closing all doors | GND | PWR +12V |
| 1                | 2                         | 3                   | 4                  | 5                   | 6             | 7                 | 8                 | 9   | 10       |
| +                | +                         | +                   | +                  | +                   | +             | +                 | +                 | +   | +        |

Attention:

**HYUNDAI SOLARIS (Keyless)**

year: 2011 →

with Keyless System

program No: 11296

from: 2017-09-01

| connector 8 pin |        |        |        |        |        |                           |                         |
|-----------------|--------|--------|--------|--------|--------|---------------------------|-------------------------|
| CAN H           | CAN L  | CAN H  | CAN L  | CAN H  | CAN L  | OUT +                     | OUT -                   |
| CAN1-H          | CAN1-L | CAN2-H | CAN2-L | CAN3-H | CAN3-L | Alternative blink control | Alt. contr. centr. lock |
| 1               | 2      | 3      | 4      | 5      | 6      | 7                         | 8                       |
| +               | +      | +      | +      | +      | +      | +                         | +                       |

| connector 15 pin   |                        |           |            |                  |              |                     |                       |                    |                     |              |                |                    |          |              |
|--------------------|------------------------|-----------|------------|------------------|--------------|---------------------|-----------------------|--------------------|---------------------|--------------|----------------|--------------------|----------|--------------|
| OUT                | OUT                    | OUT       | OUT        | OUT              | OUT          | OUT                 | OUT                   | OUT                | OUT                 | OUT          | OUT            | OUT                | OUT      | OUT          |
| Driver door sensor | Passengers door sensor | Trunk lid | Hood sense | Original alarm++ | Arming state | Lock factory remote | Unlock factory remote | Any button pressed | Handbrake / Parking | Speed 10kmph | Engine running | Engine speed (RPM) | Ignition | Key inserted |
| 1                  | 2                      | 3         | 4          | 5                | 6            | 7                   | 8                     | 9                  | 10                  | 11           | 12             | 13                 | 14       | 15           |
| +                  | +                      | +         | +          | +                | +            | +                   | +                     | +                  | +                   | +            | +              | +                  | +        | +            |

| connector 10 pin |                           |                     |                    |                     |               |                   |                   |     |          |
|------------------|---------------------------|---------------------|--------------------|---------------------|---------------|-------------------|-------------------|-----|----------|
| OUT              | IN                        | IN                  | IN                 | IN                  | IN            | IN                | IN                | IN  | IN       |
| Footbrake        | Drivers door opening sim. | Turn off the engine | Turn on the engine | Turn signal control | Trunk release | Opening all doors | Closing all doors | GND | PWR +12V |
| 1                | 2                         | 3                   | 4                  | 5                   | 6             | 7                 | 8                 | 9   | 10       |
| +                | +                         | +                   | +                  | +                   | +             | +                 | +                 | +   | +        |

Attention:

Switches

| HYUNDAI SONATA (DN8) |        |        |        |        |        |       |       |       |       | year: 2020 →       |                        |                  |            |                  |              |                     |                       |                    |                     | with and without Keyless System |                |                    |          |                  |           |                           |                     |                    |                     | program №: 12914 |                   |                   |     |          |    |    |                         |                              |                 | from: 2022-01-17 |  |  |  |  |  |  |  |  |  |
|----------------------|--------|--------|--------|--------|--------|-------|-------|-------|-------|--------------------|------------------------|------------------|------------|------------------|--------------|---------------------|-----------------------|--------------------|---------------------|---------------------------------|----------------|--------------------|----------|------------------|-----------|---------------------------|---------------------|--------------------|---------------------|------------------|-------------------|-------------------|-----|----------|----|----|-------------------------|------------------------------|-----------------|------------------|--|--|--|--|--|--|--|--|--|
| connector 8 pin      |        |        |        |        |        |       |       | OUT + |       | OUT -              |                        | connector 15 pin |            |                  |              |                     |                       |                    |                     | OUT +                           |                | OUT -              |          | connector 10 pin |           |                           |                     |                    |                     |                  |                   | OUT +             |     | OUT -    |    |    |                         |                              |                 |                  |  |  |  |  |  |  |  |  |  |
| CAN H                | CAN L  | CAN H  | CAN L  | CAN H  | CAN L  | CAN H | CAN L | OUT + | OUT - | OUT                | OUT                    | OUT              | OUT        | OUT              | OUT          | OUT                 | OUT                   | OUT                | OUT                 | OUT +                           | OUT -          | OUT                | IN       | IN               | IN        | IN                        | IN                  | IN                 | IN                  | IN               | IN                | IN                | IN  | IN       | IN | IN | IN                      | IN                           |                 |                  |  |  |  |  |  |  |  |  |  |
| CAN1-H               | CAN1-L | CAN2-H | CAN2-L | CAN3-H | CAN3-L |       |       |       |       | Driver door sensor | Passengers door sensor | Trunk lid        | Hood sense | Original alarm++ | Arming state | Lock factory remote | Unlock factory remote | Any button pressed | Handbrake / Parking | Speed 10kmph                    | Engine running | Engine speed (RPM) | Ignition | Key inserted     | Footbrake | Drivers door opening sim. | Turn off the engine | Turn on the engine | Turn signal control | Trunk release    | Opening all doors | Closing all doors | GND | PWR +12V |    |    | Contr. of factory alarm | Contr.c.lock. when ign.is on | Comfort closure |                  |  |  |  |  |  |  |  |  |  |
| 1                    | 2      | 3      | 4      | 5      | 6      | 7     | 8     | +     | -     | +                  | +                      | +                | +          | +                | +            | +                   | +                     | +                  | +                   | +                               | +              | +                  | +        | +                | +         | +                         | +                   | +                  | +                   | +                | +                 | +                 | +   | +        | +  | +  | +                       | +                            | +               |                  |  |  |  |  |  |  |  |  |  |

Attention:

| HYUNDAI SONATA (DN8) (Hybrid) |        |        |        |        |        |       |       |       |       | year: 2020 →       |                        |                  |            |                  |              |                     |                       |                    |                     | with and without Keyless System |                |                    |          |                  |           |                           |                     |                    |                     | program №: 14383 |                   |                   |     |          |    |    |                         |                              |                 | from: 2023-01-30 |  |  |  |  |  |  |  |  |  |
|-------------------------------|--------|--------|--------|--------|--------|-------|-------|-------|-------|--------------------|------------------------|------------------|------------|------------------|--------------|---------------------|-----------------------|--------------------|---------------------|---------------------------------|----------------|--------------------|----------|------------------|-----------|---------------------------|---------------------|--------------------|---------------------|------------------|-------------------|-------------------|-----|----------|----|----|-------------------------|------------------------------|-----------------|------------------|--|--|--|--|--|--|--|--|--|
| connector 8 pin               |        |        |        |        |        |       |       | OUT + |       | OUT -              |                        | connector 15 pin |            |                  |              |                     |                       |                    |                     | OUT +                           |                | OUT -              |          | connector 10 pin |           |                           |                     |                    |                     |                  |                   | OUT +             |     | OUT -    |    |    |                         |                              |                 |                  |  |  |  |  |  |  |  |  |  |
| CAN H                         | CAN L  | CAN H  | CAN L  | CAN H  | CAN L  | CAN H | CAN L | OUT + | OUT - | OUT                | OUT                    | OUT              | OUT        | OUT              | OUT          | OUT                 | OUT                   | OUT                | OUT                 | OUT +                           | OUT -          | OUT                | IN       | IN               | IN        | IN                        | IN                  | IN                 | IN                  | IN               | IN                | IN                | IN  | IN       | IN | IN | IN                      | IN                           |                 |                  |  |  |  |  |  |  |  |  |  |
| CAN1-H                        | CAN1-L | CAN2-H | CAN2-L | CAN3-H | CAN3-L |       |       |       |       | Driver door sensor | Passengers door sensor | Trunk lid        | Hood sense | Original alarm++ | Arming state | Lock factory remote | Unlock factory remote | Any button pressed | Handbrake / Parking | Speed 10kmph                    | Engine running | Engine speed (RPM) | Ignition | Key inserted     | Footbrake | Drivers door opening sim. | Turn off the engine | Turn on the engine | Turn signal control | Trunk release    | Opening all doors | Closing all doors | GND | PWR +12V |    |    | Contr. of factory alarm | Contr.c.lock. when ign.is on | Comfort closure |                  |  |  |  |  |  |  |  |  |  |
| 1                             | 2      | 3      | 4      | 5      | 6      | 7     | 8     | +     | -     | +                  | +                      | +                | +          | +                | +            | +                   | +                     | +                  | +                   | +                               | +              | +                  | +        | +                | +         | +                         | +                   | +                  | +                   | +                | +                 | +                 | +   | +        | +  | +  | +                       | +                            | +               |                  |  |  |  |  |  |  |  |  |  |

Attention:

| HYUNDAI SONATA (LF) |        |        |        |        |        |       |       |       |       | year: 2018 →       |                        |                  |            |                  |              |                     |                       |                    |                     | with and without Keyless System |                |                    |          |                  |           |                           |                     |                    |                     | program №: 12634 |                   |                   |     |          |    |    |                         |                              |                 | from: 2019-03-27 |  |  |  |  |  |  |  |  |  |
|---------------------|--------|--------|--------|--------|--------|-------|-------|-------|-------|--------------------|------------------------|------------------|------------|------------------|--------------|---------------------|-----------------------|--------------------|---------------------|---------------------------------|----------------|--------------------|----------|------------------|-----------|---------------------------|---------------------|--------------------|---------------------|------------------|-------------------|-------------------|-----|----------|----|----|-------------------------|------------------------------|-----------------|------------------|--|--|--|--|--|--|--|--|--|
| connector 8 pin     |        |        |        |        |        |       |       | OUT + |       | OUT -              |                        | connector 15 pin |            |                  |              |                     |                       |                    |                     | OUT +                           |                | OUT -              |          | connector 10 pin |           |                           |                     |                    |                     |                  |                   | OUT +             |     | OUT -    |    |    |                         |                              |                 |                  |  |  |  |  |  |  |  |  |  |
| CAN H               | CAN L  | CAN H  | CAN L  | CAN H  | CAN L  | CAN H | CAN L | OUT + | OUT - | OUT                | OUT                    | OUT              | OUT        | OUT              | OUT          | OUT                 | OUT                   | OUT                | OUT                 | OUT +                           | OUT -          | OUT                | IN       | IN               | IN        | IN                        | IN                  | IN                 | IN                  | IN               | IN                | IN                | IN  | IN       | IN | IN | IN                      | IN                           |                 |                  |  |  |  |  |  |  |  |  |  |
| CAN1-H              | CAN1-L | CAN2-H | CAN2-L | CAN3-H | CAN3-L |       |       |       |       | Driver door sensor | Passengers door sensor | Trunk lid        | Hood sense | Original alarm++ | Arming state | Lock factory remote | Unlock factory remote | Any button pressed | Handbrake / Parking | Speed 10kmph                    | Engine running | Engine speed (RPM) | Ignition | Key inserted     | Footbrake | Drivers door opening sim. | Turn off the engine | Turn on the engine | Turn signal control | Trunk release    | Opening all doors | Closing all doors | GND | PWR +12V |    |    | Contr. of factory alarm | Contr.c.lock. when ign.is on | Comfort closure |                  |  |  |  |  |  |  |  |  |  |
| 1                   | 2      | 3      | 4      | 5      | 6      | 7     | 8     | +     | -     | +                  | +                      | +                | +          | +                | +            | +                   | +                     | +                  | +                   | +                               | +              | +                  | +        | +                | +         | +                         | +                   | +                  | +                   | +                | +                 | +                 | +   | +        | +  | +  | +                       | +                            | +               |                  |  |  |  |  |  |  |  |  |  |

Attention:

| HYUNDAI SONATA (LF) (Hybrid) |        |        |        |        |        |       |       |       |       | year: 2016 →       |                        |                  |            |                  |              |                     |                       |                    |                     | with and without Keyless System |                |                    |          |                  |           |                           |                     |                    |                     | program №: 13173 |                   |                   |     |          |    |    |                         |                              |                 | from: 2020-04-28 |  |  |  |  |  |  |  |  |  |
|------------------------------|--------|--------|--------|--------|--------|-------|-------|-------|-------|--------------------|------------------------|------------------|------------|------------------|--------------|---------------------|-----------------------|--------------------|---------------------|---------------------------------|----------------|--------------------|----------|------------------|-----------|---------------------------|---------------------|--------------------|---------------------|------------------|-------------------|-------------------|-----|----------|----|----|-------------------------|------------------------------|-----------------|------------------|--|--|--|--|--|--|--|--|--|
| connector 8 pin              |        |        |        |        |        |       |       | OUT + |       | OUT -              |                        | connector 15 pin |            |                  |              |                     |                       |                    |                     | OUT +                           |                | OUT -              |          | connector 10 pin |           |                           |                     |                    |                     |                  |                   | OUT +             |     | OUT -    |    |    |                         |                              |                 |                  |  |  |  |  |  |  |  |  |  |
| CAN H                        | CAN L  | CAN H  | CAN L  | CAN H  | CAN L  | CAN H | CAN L | OUT + | OUT - | OUT                | OUT                    | OUT              | OUT        | OUT              | OUT          | OUT                 | OUT                   | OUT                | OUT                 | OUT +                           | OUT -          | OUT                | IN       | IN               | IN        | IN                        | IN                  | IN                 | IN                  | IN               | IN                | IN                | IN  | IN       | IN | IN | IN                      | IN                           |                 |                  |  |  |  |  |  |  |  |  |  |
| CAN1-H                       | CAN1-L | CAN2-H | CAN2-L | CAN3-H | CAN3-L |       |       |       |       | Driver door sensor | Passengers door sensor | Trunk lid        | Hood sense | Original alarm++ | Arming state | Lock factory remote | Unlock factory remote | Any button pressed | Handbrake / Parking | Speed 10kmph                    | Engine running | Engine speed (RPM) | Ignition | Key inserted     | Footbrake | Drivers door opening sim. | Turn off the engine | Turn on the engine | Turn signal control | Trunk release    | Opening all doors | Closing all doors | GND | PWR +12V |    |    | Contr. of factory alarm | Contr.c.lock. when ign.is on | Comfort closure |                  |  |  |  |  |  |  |  |  |  |
| 1                            | 2      | 3      | 4      | 5      | 6      | 7     | 8     | +     | -     | +                  | +                      | +                | +          | +                | +            | +                   | +                     | +                  | +                   | +                               | +              | +                  | +        | +                | +         | +                         | +                   | +                  | +                   | +                | +                 | +                 | +   | +        | +  | +  | +                       | +                            | +               |                  |  |  |  |  |  |  |  |  |  |

Attention:

| HYUNDAI STARIA  |        |        |        |        |        |       |       |       |       | year: 2021 →       |                        |                  |            |                  |              |                     |                       |                    |                     | with and without Keyless System |                |                    |          |                  |           |                           |                     |                    |                     | program №: 13844 |                   |                   |     |          |    |    |                         |                              |                 | from: 2023-09-07 |  |  |  |  |  |  |  |  |  |
|-----------------|--------|--------|--------|--------|--------|-------|-------|-------|-------|--------------------|------------------------|------------------|------------|------------------|--------------|---------------------|-----------------------|--------------------|---------------------|---------------------------------|----------------|--------------------|----------|------------------|-----------|---------------------------|---------------------|--------------------|---------------------|------------------|-------------------|-------------------|-----|----------|----|----|-------------------------|------------------------------|-----------------|------------------|--|--|--|--|--|--|--|--|--|
| connector 8 pin |        |        |        |        |        |       |       | OUT + |       | OUT -              |                        | connector 15 pin |            |                  |              |                     |                       |                    |                     | OUT +                           |                | OUT -              |          | connector 10 pin |           |                           |                     |                    |                     |                  |                   | OUT +             |     | OUT -    |    |    |                         |                              |                 |                  |  |  |  |  |  |  |  |  |  |
| CAN H           | CAN L  | CAN H  | CAN L  | CAN H  | CAN L  | CAN H | CAN L | OUT + | OUT - | OUT                | OUT                    | OUT              | OUT        | OUT              | OUT          | OUT                 | OUT                   | OUT                | OUT                 | OUT +                           | OUT -          | OUT                | IN       | IN               | IN        | IN                        | IN                  | IN                 | IN                  | IN               | IN                | IN                | IN  | IN       | IN | IN | IN                      | IN                           |                 |                  |  |  |  |  |  |  |  |  |  |
| CAN1-H          | CAN1-L | CAN2-H | CAN2-L | CAN3-H | CAN3-L |       |       |       |       | Driver door sensor | Passengers door sensor | Trunk lid        | Hood sense | Original alarm++ | Arming state | Lock factory remote | Unlock factory remote | Any button pressed | Handbrake / Parking | Speed 10kmph                    | Engine running | Engine speed (RPM) | Ignition | Key inserted     | Footbrake | Drivers door opening sim. | Turn off the engine | Turn on the engine | Turn signal control | Trunk release    | Opening all doors | Closing all doors | GND | PWR +12V |    |    | Contr. of factory alarm | Contr.c.lock. when ign.is on | Comfort closure |                  |  |  |  |  |  |  |  |  |  |
| 1               | 2      | 3      | 4      | 5      | 6      | 7     | 8     | +     | -     | +                  | +                      | +                | +          | +                | +            | +                   | +                     | +                  | +                   | +                               | +              | +                  | +        | +                | +         | +                         | +                   | +                  | +                   | +                | +                 | +                 | +   | +        | +  | +  | +                       | +                            | +               |                  |  |  |  |  |  |  |  |  |  |

Attention:

**HYUNDAI STARIA (LatAmMarket)**

year: 2021 →

with and without Keyless System

program №: 13934

from: 2023-09-07

| connector 8 pin |        |        |        |        |        |                           |                         |
|-----------------|--------|--------|--------|--------|--------|---------------------------|-------------------------|
| CAN H           | CAN L  | CAN H  | CAN L  | CAN H  | CAN L  | OUT +                     | OUT -                   |
| CAN1-H          | CAN1-L | CAN2-H | CAN2-L | CAN3-H | CAN3-L | Alternative blink control | Alt. contr. centr. lock |
| 1               | 2      | 3      | 4      | 5      | 6      | 7                         | 8                       |
| +               | +      | +      | +      | +      | +      | +                         | +                       |

| connector 15 pin   |                        |           |            |                  |              |                     |                       |                    |                     |              |                |                    |          |              |
|--------------------|------------------------|-----------|------------|------------------|--------------|---------------------|-----------------------|--------------------|---------------------|--------------|----------------|--------------------|----------|--------------|
| OUT                | OUT                    | OUT       | OUT        | OUT              | OUT          | OUT                 | OUT                   | OUT                | OUT                 | OUT          | OUT            | OUT                | OUT      | OUT          |
| Driver door sensor | Passengers door sensor | Trunk lid | Hood sense | Original alarm++ | Arming state | Lock factory remote | Unlock factory remote | Any button pressed | Handbrake / Parking | Speed 10kmph | Engine running | Engine speed (RPM) | Ignition | Key inserted |
| 1                  | 2                      | 3         | 4          | 5                | 6            | 7                   | 8                     | 9                  | 10                  | 11           | 12             | 13                 | 14       | 15           |
| +                  | +                      | +         | +          | +                | +            | +                   | +                     | +                  | +                   | +            | +              | +                  | +        | +            |

| connector 10 pin |                           |                     |                    |                     |               |                   |                   |     |          |
|------------------|---------------------------|---------------------|--------------------|---------------------|---------------|-------------------|-------------------|-----|----------|
| OUT              | IN                        | IN                  | IN                 | IN                  | IN            | IN                | IN                | IN  | IN       |
| Footbrake        | Drivers door opening sim. | Turn off the engine | Turn on the engine | Turn signal control | Trunk release | Opening all doors | Closing all doors | GND | PWR +12V |
| 1                | 2                         | 3                   | 4                  | 5                   | 6             | 7                 | 8                 | 9   | 10       |
| +                | +                         | +                   | +                  | +                   | +             | +                 | +                 | +   | +        |

|                         |                              |                 |
|-------------------------|------------------------------|-----------------|
| Contr. of factory alarm | Contr.c.lock. when ign.is on | Comfort closure |
| +                       | +                            | +               |

Attention:

**HYUNDAI TUCSON (IV) (Hybrid) (Plug-in)**

year: 2021 →

with and without Keyless System

program №: 13689

from: 2023-09-07

| connector 8 pin |        |        |        |        |        |                           |                         |
|-----------------|--------|--------|--------|--------|--------|---------------------------|-------------------------|
| CAN H           | CAN L  | CAN H  | CAN L  | CAN H  | CAN L  | OUT +                     | OUT -                   |
| CAN1-H          | CAN1-L | CAN2-H | CAN2-L | CAN3-H | CAN3-L | Alternative blink control | Alt. contr. centr. lock |
| 1               | 2      | 3      | 4      | 5      | 6      | 7                         | 8                       |
| +               | +      | +      | +      | +      | +      | +                         | +                       |

| connector 15 pin   |                        |           |            |                  |              |                     |                       |                    |                     |              |                |                    |          |              |
|--------------------|------------------------|-----------|------------|------------------|--------------|---------------------|-----------------------|--------------------|---------------------|--------------|----------------|--------------------|----------|--------------|
| OUT                | OUT                    | OUT       | OUT        | OUT              | OUT          | OUT                 | OUT                   | OUT                | OUT                 | OUT          | OUT            | OUT                | OUT      | OUT          |
| Driver door sensor | Passengers door sensor | Trunk lid | Hood sense | Original alarm++ | Arming state | Lock factory remote | Unlock factory remote | Any button pressed | Handbrake / Parking | Speed 10kmph | Engine running | Engine speed (RPM) | Ignition | Key inserted |
| 1                  | 2                      | 3         | 4          | 5                | 6            | 7                   | 8                     | 9                  | 10                  | 11           | 12             | 13                 | 14       | 15           |
| +                  | +                      | +         | +          | +                | +            | +                   | +                     | +                  | +                   | +            | +              | +                  | +        | +            |

| connector 10 pin |                           |                     |                    |                     |               |                   |                   |     |          |
|------------------|---------------------------|---------------------|--------------------|---------------------|---------------|-------------------|-------------------|-----|----------|
| OUT              | IN                        | IN                  | IN                 | IN                  | IN            | IN                | IN                | IN  | IN       |
| Footbrake        | Drivers door opening sim. | Turn off the engine | Turn on the engine | Turn signal control | Trunk release | Opening all doors | Closing all doors | GND | PWR +12V |
| 1                | 2                         | 3                   | 4                  | 5                   | 6             | 7                 | 8                 | 9   | 10       |
| +                | +                         | +                   | +                  | +                   | +             | +                 | +                 | +   | +        |

|                         |                              |                 |
|-------------------------|------------------------------|-----------------|
| Contr. of factory alarm | Contr.c.lock. when ign.is on | Comfort closure |
| +                       | +                            | +               |

Attention:

**HYUNDAI TUCSON (IV) (Automatic-transmission)**

year: 2021 →

with and without Keyless System

program №: 13913

from: 2023-09-07

| connector 8 pin |        |        |        |        |        |                           |                         |
|-----------------|--------|--------|--------|--------|--------|---------------------------|-------------------------|
| CAN H           | CAN L  | CAN H  | CAN L  | CAN H  | CAN L  | OUT +                     | OUT -                   |
| CAN1-H          | CAN1-L | CAN2-H | CAN2-L | CAN3-H | CAN3-L | Alternative blink control | Alt. contr. centr. lock |
| 1               | 2      | 3      | 4      | 5      | 6      | 7                         | 8                       |
| +               | +      | +      | +      | +      | +      | +                         | +                       |

| connector 15 pin   |                        |           |            |                  |              |                     |                       |                    |                     |              |                |                    |          |              |
|--------------------|------------------------|-----------|------------|------------------|--------------|---------------------|-----------------------|--------------------|---------------------|--------------|----------------|--------------------|----------|--------------|
| OUT                | OUT                    | OUT       | OUT        | OUT              | OUT          | OUT                 | OUT                   | OUT                | OUT                 | OUT          | OUT            | OUT                | OUT      | OUT          |
| Driver door sensor | Passengers door sensor | Trunk lid | Hood sense | Original alarm++ | Arming state | Lock factory remote | Unlock factory remote | Any button pressed | Handbrake / Parking | Speed 10kmph | Engine running | Engine speed (RPM) | Ignition | Key inserted |
| 1                  | 2                      | 3         | 4          | 5                | 6            | 7                   | 8                     | 9                  | 10                  | 11           | 12             | 13                 | 14       | 15           |
| +                  | +                      | +         | +          | +                | +            | +                   | +                     | +                  | +                   | +            | +              | +                  | +        | +            |

| connector 10 pin |                           |                     |                    |                     |               |                   |                   |     |          |
|------------------|---------------------------|---------------------|--------------------|---------------------|---------------|-------------------|-------------------|-----|----------|
| OUT              | IN                        | IN                  | IN                 | IN                  | IN            | IN                | IN                | IN  | IN       |
| Footbrake        | Drivers door opening sim. | Turn off the engine | Turn on the engine | Turn signal control | Trunk release | Opening all doors | Closing all doors | GND | PWR +12V |
| 1                | 2                         | 3                   | 4                  | 5                   | 6             | 7                 | 8                 | 9   | 10       |
| +                | +                         | +                   | +                  | +                   | +             | +                 | +                 | +   | +        |

|                         |                              |                 |
|-------------------------|------------------------------|-----------------|
| Contr. of factory alarm | Contr.c.lock. when ign.is on | Comfort closure |
| +                       | +                            | +               |

Attention:

**HYUNDAI TUCSON (IV) (Hybrid)**

year: 2021 →

with and without Keyless System

program №: 13993

from: 2023-09-07

| connector 8 pin |        |        |        |        |        |                           |                         |
|-----------------|--------|--------|--------|--------|--------|---------------------------|-------------------------|
| CAN H           | CAN L  | CAN H  | CAN L  | CAN H  | CAN L  | OUT +                     | OUT -                   |
| CAN1-H          | CAN1-L | CAN2-H | CAN2-L | CAN3-H | CAN3-L | Alternative blink control | Alt. contr. centr. lock |
| 1               | 2      | 3      | 4      | 5      | 6      | 7                         | 8                       |
| +               | +      | +      | +      | +      | +      | +                         | +                       |

| connector 15 pin   |                        |           |            |                  |              |                     |                       |                    |                     |              |                |                    |          |              |
|--------------------|------------------------|-----------|------------|------------------|--------------|---------------------|-----------------------|--------------------|---------------------|--------------|----------------|--------------------|----------|--------------|
| OUT                | OUT                    | OUT       | OUT        | OUT              | OUT          | OUT                 | OUT                   | OUT                | OUT                 | OUT          | OUT            | OUT                | OUT      | OUT          |
| Driver door sensor | Passengers door sensor | Trunk lid | Hood sense | Original alarm++ | Arming state | Lock factory remote | Unlock factory remote | Any button pressed | Handbrake / Parking | Speed 10kmph | Engine running | Engine speed (RPM) | Ignition | Key inserted |
| 1                  | 2                      | 3         | 4          | 5                | 6            | 7                   | 8                     | 9                  | 10                  | 11           | 12             | 13                 | 14       | 15           |
| +                  | +                      | +         | +          | +                | +            | +                   | +                     | +                  | +                   | +            | +              | +                  | +        | +            |

| connector 10 pin |                           |                     |                    |                     |               |                   |                   |     |          |
|------------------|---------------------------|---------------------|--------------------|---------------------|---------------|-------------------|-------------------|-----|----------|
| OUT              | IN                        | IN                  | IN                 | IN                  | IN            | IN                | IN                | IN  | IN       |
| Footbrake        | Drivers door opening sim. | Turn off the engine | Turn on the engine | Turn signal control | Trunk release | Opening all doors | Closing all doors | GND | PWR +12V |
| 1                | 2                         | 3                   | 4                  | 5                   | 6             | 7                 | 8                 | 9   | 10       |
| +                | +                         | +                   | +                  | +                   | +             | +                 | +                 | +   | +        |

|                         |                              |                 |
|-------------------------|------------------------------|-----------------|
| Contr. of factory alarm | Contr.c.lock. when ign.is on | Comfort closure |
| +                       | +                            | +               |

Attention:

**HYUNDAI TUCSON (IV)**

year: 2021 →

with and without Keyless System

program №: 13956

from: 2023-09-07

| connector 8 pin |        |        |        |        |        |                           |                         |
|-----------------|--------|--------|--------|--------|--------|---------------------------|-------------------------|
| CAN H           | CAN L  | CAN H  | CAN L  | CAN H  | CAN L  | OUT +                     | OUT -                   |
| CAN1-H          | CAN1-L | CAN2-H | CAN2-L | CAN3-H | CAN3-L | Alternative blink control | Alt. contr. centr. lock |
| 1               | 2      | 3      | 4      | 5      | 6      | 7                         | 8                       |
| +               | +      | +      | +      | +      | +      | +                         | +                       |

| connector 15 pin   |                        |           |            |                  |              |                     |                       |                    |                     |              |                |                    |          |              |
|--------------------|------------------------|-----------|------------|------------------|--------------|---------------------|-----------------------|--------------------|---------------------|--------------|----------------|--------------------|----------|--------------|
| OUT                | OUT                    | OUT       | OUT        | OUT              | OUT          | OUT                 | OUT                   | OUT                | OUT                 | OUT          | OUT            | OUT                | OUT      | OUT          |
| Driver door sensor | Passengers door sensor | Trunk lid | Hood sense | Original alarm++ | Arming state | Lock factory remote | Unlock factory remote | Any button pressed | Handbrake / Parking | Speed 10kmph | Engine running | Engine speed (RPM) | Ignition | Key inserted |
| 1                  | 2                      | 3         | 4          | 5                | 6            | 7                   | 8                     | 9                  | 10                  | 11           | 12             | 13                 | 14       | 15           |
| +                  | +                      | +         | +          | +                | +            | +                   | +                     | +                  | +                   | +            | +              | +                  | +        | +            |

| connector 10 pin |                           |                     |                    |                     |               |                   |                   |     |          |
|------------------|---------------------------|---------------------|--------------------|---------------------|---------------|-------------------|-------------------|-----|----------|
| OUT              | IN                        | IN                  | IN                 | IN                  | IN            | IN                | IN                | IN  | IN       |
| Footbrake        | Drivers door opening sim. | Turn off the engine | Turn on the engine | Turn signal control | Trunk release | Opening all doors | Closing all doors | GND | PWR +12V |
| 1                | 2                         | 3                   | 4                  | 5                   | 6             | 7                 | 8                 | 9   | 10       |
| +                | +                         | +                   | +                  | +                   | +             | +                 | +                 | +   | +        |

|                         |                              |                 |
|-------------------------|------------------------------|-----------------|
| Contr. of factory alarm | Contr.c.lock. when ign.is on | Comfort closure |
| +                       | +                            | +               |

Attention:

Switches

**HYUNDAI TUCSON (III) (Keyless)**

year: 2019 →

with Keyless System

program No: **13178**

from: **2023-02-03**

| connector 8 pin         |        |        |        |        |        |                           |
|-------------------------|--------|--------|--------|--------|--------|---------------------------|
| CAN H                   | CAN L  | CAN H  | CAN L  | CAN H  | CAN L  | OUT + / -                 |
| CAN1-H                  | CAN1-L | CAN2-H | CAN2-L | CAN3-H | CAN3-L | Alternative blink control |
| 1                       | 2      | 3      | 4      | 5      | 6      | 7                         |
| +                       | +      | +      | +      | +      | +      | +                         |
| Alt. contr. centr. lock |        |        |        |        |        |                           |
| 8                       |        |        |        |        |        |                           |

Attention:

| connector 15 pin   |                        |           |            |                  |              |                     |                       |                    |                     |              |                |                    |          |              |
|--------------------|------------------------|-----------|------------|------------------|--------------|---------------------|-----------------------|--------------------|---------------------|--------------|----------------|--------------------|----------|--------------|
| OUT                | OUT                    | OUT       | OUT        | OUT              | OUT          | OUT                 | OUT                   | OUT                | OUT                 | OUT          | OUT            | OUT                | OUT      | OUT          |
| Driver door sensor | Passengers door sensor | Trunk lid | Hood sense | Original alarm++ | Arming state | Lock factory remote | Unlock factory remote | Any button pressed | Handbrake / Parking | Speed 10kmph | Engine running | Engine speed (RPM) | Ignition | Key inserted |
| 1                  | 2                      | 3         | 4          | 5                | 6            | 7                   | 8                     | 9                  | 10                  | 11           | 12             | 13                 | 14       | 15           |
| +                  | +                      | +         | +          | +                | +            | +                   | +                     | +                  | +                   | +            | +              | +                  | +        | +            |

| connector 10 pin |                           |                     |                    |                     |               |                   |                   |     |          |
|------------------|---------------------------|---------------------|--------------------|---------------------|---------------|-------------------|-------------------|-----|----------|
| OUT              | IN                        | IN                  | IN                 | IN                  | IN            | IN                | IN                | IN  | IN       |
| Footbrake        | Drivers door opening sim. | Turn off the engine | Turn on the engine | Turn signal control | Trunk release | Opening all doors | Closing all doors | GND | PWR +12V |
| 1                | 2                         | 3                   | 4                  | 5                   | 6             | 7                 | 8                 | 9   | 10       |
| +                | +                         | -                   | -                  | +                   | +             | +                 | +                 | -   | +        |

|                              |
|------------------------------|
| Contr. of factory alarm      |
| Contr.c.lock. when ign.is on |
| Comfort closure              |

**HYUNDAI TUCSON (III)**

year: 2019 →

without Keyless System

program No: **13191**

from: **2023-02-03**

| connector 8 pin         |        |        |        |        |        |                           |
|-------------------------|--------|--------|--------|--------|--------|---------------------------|
| CAN H                   | CAN L  | CAN H  | CAN L  | CAN H  | CAN L  | OUT + / -                 |
| CAN1-H                  | CAN1-L | CAN2-H | CAN2-L | CAN3-H | CAN3-L | Alternative blink control |
| 1                       | 2      | 3      | 4      | 5      | 6      | 7                         |
| +                       | +      | +      | +      | +      | +      | +                         |
| Alt. contr. centr. lock |        |        |        |        |        |                           |
| 8                       |        |        |        |        |        |                           |

Attention:

| connector 15 pin   |                        |           |            |                  |              |                     |                       |                    |                     |              |                |                    |          |              |
|--------------------|------------------------|-----------|------------|------------------|--------------|---------------------|-----------------------|--------------------|---------------------|--------------|----------------|--------------------|----------|--------------|
| OUT                | OUT                    | OUT       | OUT        | OUT              | OUT          | OUT                 | OUT                   | OUT                | OUT                 | OUT          | OUT            | OUT                | OUT      | OUT          |
| Driver door sensor | Passengers door sensor | Trunk lid | Hood sense | Original alarm++ | Arming state | Lock factory remote | Unlock factory remote | Any button pressed | Handbrake / Parking | Speed 10kmph | Engine running | Engine speed (RPM) | Ignition | Key inserted |
| 1                  | 2                      | 3         | 4          | 5                | 6            | 7                   | 8                     | 9                  | 10                  | 11           | 12             | 13                 | 14       | 15           |
| +                  | +                      | +         | +          | +                | +            | +                   | +                     | +                  | +                   | +            | +              | +                  | +        | +            |

| connector 10 pin |                           |                     |                    |                     |               |                   |                   |     |          |
|------------------|---------------------------|---------------------|--------------------|---------------------|---------------|-------------------|-------------------|-----|----------|
| OUT              | IN                        | IN                  | IN                 | IN                  | IN            | IN                | IN                | IN  | IN       |
| Footbrake        | Drivers door opening sim. | Turn off the engine | Turn on the engine | Turn signal control | Trunk release | Opening all doors | Closing all doors | GND | PWR +12V |
| 1                | 2                         | 3                   | 4                  | 5                   | 6             | 7                 | 8                 | 9   | 10       |
| +                | +                         | -                   | -                  | +                   | +             | +                 | +                 | -   | +        |

|                              |
|------------------------------|
| Contr. of factory alarm      |
| Contr.c.lock. when ign.is on |
| Comfort closure              |

**HYUNDAI TUCSON (III) (Keyless)**

year: 2016 →

with Keyless System

program No: **11669**

from: **2023-10-16**

| connector 8 pin         |        |        |        |        |        |                           |
|-------------------------|--------|--------|--------|--------|--------|---------------------------|
| CAN H                   | CAN L  | CAN H  | CAN L  | CAN H  | CAN L  | OUT + / -                 |
| CAN1-H                  | CAN1-L | CAN2-H | CAN2-L | CAN3-H | CAN3-L | Alternative blink control |
| 1                       | 2      | 3      | 4      | 5      | 6      | 7                         |
| +                       | +      | +      | +      | +      | +      | +                         |
| Alt. contr. centr. lock |        |        |        |        |        |                           |
| 8                       |        |        |        |        |        |                           |

Attention:

| connector 15 pin   |                        |           |            |                  |              |                     |                       |                    |                     |              |                |                    |          |              |
|--------------------|------------------------|-----------|------------|------------------|--------------|---------------------|-----------------------|--------------------|---------------------|--------------|----------------|--------------------|----------|--------------|
| OUT                | OUT                    | OUT       | OUT        | OUT              | OUT          | OUT                 | OUT                   | OUT                | OUT                 | OUT          | OUT            | OUT                | OUT      | OUT          |
| Driver door sensor | Passengers door sensor | Trunk lid | Hood sense | Original alarm++ | Arming state | Lock factory remote | Unlock factory remote | Any button pressed | Handbrake / Parking | Speed 10kmph | Engine running | Engine speed (RPM) | Ignition | Key inserted |
| 1                  | 2                      | 3         | 4          | 5                | 6            | 7                   | 8                     | 9                  | 10                  | 11           | 12             | 13                 | 14       | 15           |
| +                  | +                      | +         | +          | +                | +            | +                   | +                     | +                  | +                   | +            | +              | +                  | +        | +            |

| connector 10 pin |                           |                     |                    |                     |               |                   |                   |     |          |
|------------------|---------------------------|---------------------|--------------------|---------------------|---------------|-------------------|-------------------|-----|----------|
| OUT              | IN                        | IN                  | IN                 | IN                  | IN            | IN                | IN                | IN  | IN       |
| Footbrake        | Drivers door opening sim. | Turn off the engine | Turn on the engine | Turn signal control | Trunk release | Opening all doors | Closing all doors | GND | PWR +12V |
| 1                | 2                         | 3                   | 4                  | 5                   | 6             | 7                 | 8                 | 9   | 10       |
| +                | +                         | -                   | -                  | +                   | +             | +                 | +                 | -   | +        |

|                              |
|------------------------------|
| Contr. of factory alarm      |
| Contr.c.lock. when ign.is on |
| Comfort closure              |

**HYUNDAI TUCSON (III)**

year: 2016 →

without Keyless System

program No: **11821**

from: **2023-02-03**

| connector 8 pin         |        |        |        |        |        |                           |
|-------------------------|--------|--------|--------|--------|--------|---------------------------|
| CAN H                   | CAN L  | CAN H  | CAN L  | CAN H  | CAN L  | OUT + / -                 |
| CAN1-H                  | CAN1-L | CAN2-H | CAN2-L | CAN3-H | CAN3-L | Alternative blink control |
| 1                       | 2      | 3      | 4      | 5      | 6      | 7                         |
| +                       | +      | +      | +      | +      | +      | +                         |
| Alt. contr. centr. lock |        |        |        |        |        |                           |
| 8                       |        |        |        |        |        |                           |

Attention:

| connector 15 pin   |                        |           |            |                  |              |                     |                       |                    |                     |              |                |                    |          |              |
|--------------------|------------------------|-----------|------------|------------------|--------------|---------------------|-----------------------|--------------------|---------------------|--------------|----------------|--------------------|----------|--------------|
| OUT                | OUT                    | OUT       | OUT        | OUT              | OUT          | OUT                 | OUT                   | OUT                | OUT                 | OUT          | OUT            | OUT                | OUT      | OUT          |
| Driver door sensor | Passengers door sensor | Trunk lid | Hood sense | Original alarm++ | Arming state | Lock factory remote | Unlock factory remote | Any button pressed | Handbrake / Parking | Speed 10kmph | Engine running | Engine speed (RPM) | Ignition | Key inserted |
| 1                  | 2                      | 3         | 4          | 5                | 6            | 7                   | 8                     | 9                  | 10                  | 11           | 12             | 13                 | 14       | 15           |
| +                  | +                      | +         | +          | +                | +            | +                   | +                     | +                  | +                   | +            | +              | +                  | +        | +            |

| connector 10 pin |                           |                     |                    |                     |               |                   |                   |     |          |
|------------------|---------------------------|---------------------|--------------------|---------------------|---------------|-------------------|-------------------|-----|----------|
| OUT              | IN                        | IN                  | IN                 | IN                  | IN            | IN                | IN                | IN  | IN       |
| Footbrake        | Drivers door opening sim. | Turn off the engine | Turn on the engine | Turn signal control | Trunk release | Opening all doors | Closing all doors | GND | PWR +12V |
| 1                | 2                         | 3                   | 4                  | 5                   | 6             | 7                 | 8                 | 9   | 10       |
| +                | +                         | -                   | -                  | +                   | +             | +                 | +                 | -   | +        |

|                              |
|------------------------------|
| Contr. of factory alarm      |
| Contr.c.lock. when ign.is on |
| Comfort closure              |

**HYUNDAI VELOSTER (I) (Keyless)**

year: 2011 →

with Keyless System

program No: **11416**

from: **2017-09-01**

| connector 8 pin         |        |        |        |        |        |                           |
|-------------------------|--------|--------|--------|--------|--------|---------------------------|
| CAN H                   | CAN L  | CAN H  | CAN L  | CAN H  | CAN L  | OUT + / -                 |
| CAN1-H                  | CAN1-L | CAN2-H | CAN2-L | CAN3-H | CAN3-L | Alternative blink control |
| 1                       | 2      | 3      | 4      | 5      | 6      | 7                         |
| +                       | +      | +      | +      | +      | +      | +                         |
| Alt. contr. centr. lock |        |        |        |        |        |                           |
| 8                       |        |        |        |        |        |                           |

Attention:

| connector 15 pin   |                        |           |            |                  |              |                     |                       |                    |                     |              |                |                    |          |              |
|--------------------|------------------------|-----------|------------|------------------|--------------|---------------------|-----------------------|--------------------|---------------------|--------------|----------------|--------------------|----------|--------------|
| OUT                | OUT                    | OUT       | OUT        | OUT              | OUT          | OUT                 | OUT                   | OUT                | OUT                 | OUT          | OUT            | OUT                | OUT      | OUT          |
| Driver door sensor | Passengers door sensor | Trunk lid | Hood sense | Original alarm++ | Arming state | Lock factory remote | Unlock factory remote | Any button pressed | Handbrake / Parking | Speed 10kmph | Engine running | Engine speed (RPM) | Ignition | Key inserted |
| 1                  | 2                      | 3         | 4          | 5                | 6            | 7                   | 8                     | 9                  | 10                  | 11           | 12             | 13                 | 14       | 15           |
| +                  | +                      | +         | +          | +                | +            | +                   | +                     | +                  | +                   | +            | +              | +                  | +        | +            |

| connector 10 pin |                           |                     |                    |                     |               |                   |                   |     |          |
|------------------|---------------------------|---------------------|--------------------|---------------------|---------------|-------------------|-------------------|-----|----------|
| OUT              | IN                        | IN                  | IN                 | IN                  | IN            | IN                | IN                | IN  | IN       |
| Footbrake        | Drivers door opening sim. | Turn off the engine | Turn on the engine | Turn signal control | Trunk release | Opening all doors | Closing all doors | GND | PWR +12V |
| 1                | 2                         | 3                   | 4                  | 5                   | 6             | 7                 | 8                 | 9   | 10       |
| +                | +                         | -                   | -                  | +                   | +             | +                 | +                 | -   | +        |

|                              |
|------------------------------|
| Contr. of factory alarm      |
| Contr.c.lock. when ign.is on |
| Comfort closure              |



**HYUNDAI VENUE**

year: **2023** →

with and without Keyless System

program №: **14992**

from: **2023-10-16**

| connector 8 pin |       |        |       |                           |       |        |       |
|-----------------|-------|--------|-------|---------------------------|-------|--------|-------|
| CAN H           | CAN L | CAN H  | CAN L | CAN H                     | CAN L | OUT +  | OUT - |
| CAN1-H          |       | CAN1-L |       | CAN2-H                    |       | CAN2-L |       |
| CAN3-H          |       | CAN3-L |       | Alternative blink control |       |        |       |
| 1               | 2     | 3      | 4     | 5                         | 6     | 7      | 8     |
| +               | +     | +      | +     |                           |       |        |       |

| connector 15 pin   |                        |           |            |                  |              |                     |                       |                    |                     |              |                |                    |          |              |
|--------------------|------------------------|-----------|------------|------------------|--------------|---------------------|-----------------------|--------------------|---------------------|--------------|----------------|--------------------|----------|--------------|
| OUT                | OUT                    | OUT       | OUT        | OUT              | OUT          | OUT                 | OUT                   | OUT                | OUT                 | OUT          | OUT            | OUT                | OUT      | OUT          |
| Driver door sensor | Passengers door sensor | Trunk lid | Hood sense | Original alarm++ | Arming state | Lock factory remote | Unlock factory remote | Any button pressed | Handbrake / Parking | Speed 10kmph | Engine running | Engine speed (RPM) | Ignition | Key inserted |
| 1                  | 2                      | 3         | 4          | 5                | 6            | 7                   | 8                     | 9                  | 10                  | 11           | 12             | 13                 | 14       | 15           |
| +                  | +                      | +         | +          | +                | +            | +                   | +                     | +                  | +                   | +            | +              | +                  | +        | +            |

| connector 10 pin |                           |                     |                    |                     |               |                   |                   |     |          |
|------------------|---------------------------|---------------------|--------------------|---------------------|---------------|-------------------|-------------------|-----|----------|
| OUT              | IN                        | IN                  | IN                 | IN                  | IN            | IN                | IN                | IN  | IN       |
| Footbrake        | Drivers door opening sim. | Turn off the engine | Turn on the engine | Turn signal control | Trunk release | Opening all doors | Closing all doors | GND | PWR +12V |
| 1                | 2                         | 3                   | 4                  | 5                   | 6             | 7                 | 8                 | 9   | 10       |
| +                | +                         | -                   | -                  | +                   | +             | +                 | +                 | -   | +        |

|                              |
|------------------------------|
| Contr. of factory alarm      |
| Contr.c.lock. when ign.is on |
| Comfort closure              |

Attention:

Switches

**HYUNDAI VENUE**

year: **2020** →

with and without Keyless System

program №: **13914**

from: **2021-11-25**

| connector 8 pin |       |        |       |                           |       |        |       |
|-----------------|-------|--------|-------|---------------------------|-------|--------|-------|
| CAN H           | CAN L | CAN H  | CAN L | CAN H                     | CAN L | OUT +  | OUT - |
| CAN1-H          |       | CAN1-L |       | CAN2-H                    |       | CAN2-L |       |
| CAN3-H          |       | CAN3-L |       | Alternative blink control |       |        |       |
| 1               | 2     | 3      | 4     | 5                         | 6     | 7      | 8     |
| +               | +     | +      | +     |                           |       |        |       |

| connector 15 pin   |                        |           |            |                  |              |                     |                       |                    |                     |              |                |                    |          |              |
|--------------------|------------------------|-----------|------------|------------------|--------------|---------------------|-----------------------|--------------------|---------------------|--------------|----------------|--------------------|----------|--------------|
| OUT                | OUT                    | OUT       | OUT        | OUT              | OUT          | OUT                 | OUT                   | OUT                | OUT                 | OUT          | OUT            | OUT                | OUT      | OUT          |
| Driver door sensor | Passengers door sensor | Trunk lid | Hood sense | Original alarm++ | Arming state | Lock factory remote | Unlock factory remote | Any button pressed | Handbrake / Parking | Speed 10kmph | Engine running | Engine speed (RPM) | Ignition | Key inserted |
| 1                  | 2                      | 3         | 4          | 5                | 6            | 7                   | 8                     | 9                  | 10                  | 11           | 12             | 13                 | 14       | 15           |
| +                  | +                      | +         | +          | +                | +            | +                   | +                     | +                  | +                   | +            | +              | +                  | +        | +            |

| connector 10 pin |                           |                     |                    |                     |               |                   |                   |     |          |
|------------------|---------------------------|---------------------|--------------------|---------------------|---------------|-------------------|-------------------|-----|----------|
| OUT              | IN                        | IN                  | IN                 | IN                  | IN            | IN                | IN                | IN  | IN       |
| Footbrake        | Drivers door opening sim. | Turn off the engine | Turn on the engine | Turn signal control | Trunk release | Opening all doors | Closing all doors | GND | PWR +12V |
| 1                | 2                         | 3                   | 4                  | 5                   | 6             | 7                 | 8                 | 9   | 10       |
| +                | +                         | -                   | -                  | +                   | +             | +                 | +                 | -   | +        |

|                              |
|------------------------------|
| Contr. of factory alarm      |
| Contr.c.lock. when ign.is on |
| Comfort closure              |

Attention:

Switches

**HYUNDAI VERNA**

year: **2020** →

with and without Keyless System

program №: **13987**

from: **2022-01-17**

| connector 8 pin |       |        |       |                           |       |        |       |
|-----------------|-------|--------|-------|---------------------------|-------|--------|-------|
| CAN H           | CAN L | CAN H  | CAN L | CAN H                     | CAN L | OUT +  | OUT - |
| CAN1-H          |       | CAN1-L |       | CAN2-H                    |       | CAN2-L |       |
| CAN3-H          |       | CAN3-L |       | Alternative blink control |       |        |       |
| 1               | 2     | 3      | 4     | 5                         | 6     | 7      | 8     |
| +               | +     | +      | +     |                           |       |        |       |

| connector 15 pin   |                        |           |            |                  |              |                     |                       |                    |                     |              |                |                    |          |              |
|--------------------|------------------------|-----------|------------|------------------|--------------|---------------------|-----------------------|--------------------|---------------------|--------------|----------------|--------------------|----------|--------------|
| OUT                | OUT                    | OUT       | OUT        | OUT              | OUT          | OUT                 | OUT                   | OUT                | OUT                 | OUT          | OUT            | OUT                | OUT      | OUT          |
| Driver door sensor | Passengers door sensor | Trunk lid | Hood sense | Original alarm++ | Arming state | Lock factory remote | Unlock factory remote | Any button pressed | Handbrake / Parking | Speed 10kmph | Engine running | Engine speed (RPM) | Ignition | Key inserted |
| 1                  | 2                      | 3         | 4          | 5                | 6            | 7                   | 8                     | 9                  | 10                  | 11           | 12             | 13                 | 14       | 15           |
| +                  | +                      | +         | +          | +                | +            | +                   | +                     | +                  | +                   | +            | +              | +                  | +        | +            |

| connector 10 pin |                           |                     |                    |                     |               |                   |                   |     |          |
|------------------|---------------------------|---------------------|--------------------|---------------------|---------------|-------------------|-------------------|-----|----------|
| OUT              | IN                        | IN                  | IN                 | IN                  | IN            | IN                | IN                | IN  | IN       |
| Footbrake        | Drivers door opening sim. | Turn off the engine | Turn on the engine | Turn signal control | Trunk release | Opening all doors | Closing all doors | GND | PWR +12V |
| 1                | 2                         | 3                   | 4                  | 5                   | 6             | 7                 | 8                 | 9   | 10       |
| +                | +                         | -                   | -                  | +                   | +             | +                 | +                 | -   | +        |

|                              |
|------------------------------|
| Contr. of factory alarm      |
| Contr.c.lock. when ign.is on |
| Comfort closure              |

Attention:

Switches

**INFINITI EX35 / EX37 / EX50**

year: **2010** →

with and without Keyless System

program №: **11249**

from: **2021-09-09**

| connector 8 pin |       |        |       |                           |       |        |       |
|-----------------|-------|--------|-------|---------------------------|-------|--------|-------|
| CAN H           | CAN L | CAN H  | CAN L | CAN H                     | CAN L | OUT +  | OUT - |
| CAN1-H          |       | CAN1-L |       | CAN2-H                    |       | CAN2-L |       |
| CAN3-H          |       | CAN3-L |       | Alternative blink control |       |        |       |
| 1               | 2     | 3      | 4     | 5                         | 6     | 7      | 8     |
| +               | +     | +      | +     |                           |       |        |       |

| connector 15 pin   |                        |           |            |                  |              |                     |                       |                    |                     |              |                |                    |          |              |
|--------------------|------------------------|-----------|------------|------------------|--------------|---------------------|-----------------------|--------------------|---------------------|--------------|----------------|--------------------|----------|--------------|
| OUT                | OUT                    | OUT       | OUT        | OUT              | OUT          | OUT                 | OUT                   | OUT                | OUT                 | OUT          | OUT            | OUT                | OUT      | OUT          |
| Driver door sensor | Passengers door sensor | Trunk lid | Hood sense | Original alarm++ | Arming state | Lock factory remote | Unlock factory remote | Any button pressed | Handbrake / Parking | Speed 10kmph | Engine running | Engine speed (RPM) | Ignition | Key inserted |
| 1                  | 2                      | 3         | 4          | 5                | 6            | 7                   | 8                     | 9                  | 10                  | 11           | 12             | 13                 | 14       | 15           |
| +                  | +                      | +         | +          | +                | +            | +                   | +                     | +                  | +                   | +            | +              | +                  | +        | +            |

| connector 10 pin |                           |                     |                    |                     |               |                   |                   |     |          |
|------------------|---------------------------|---------------------|--------------------|---------------------|---------------|-------------------|-------------------|-----|----------|
| OUT              | IN                        | IN                  | IN                 | IN                  | IN            | IN                | IN                | IN  | IN       |
| Footbrake        | Drivers door opening sim. | Turn off the engine | Turn on the engine | Turn signal control | Trunk release | Opening all doors | Closing all doors | GND | PWR +12V |
| 1                | 2                         | 3                   | 4                  | 5                   | 6             | 7                 | 8                 | 9   | 10       |
| +                | +                         | -                   | -                  | +                   | +             | +                 | +                 | -   | +        |

|                              |
|------------------------------|
| Contr. of factory alarm      |
| Contr.c.lock. when ign.is on |
| Comfort closure              |

Attention:

Switches

**INFINITI EX35 / EX37 / EX50**

year: **2008** →

with and without Keyless System

program №: **11216**

from: **2021-09-09**

| connector 8 pin |       |        |       |                           |       |        |       |
|-----------------|-------|--------|-------|---------------------------|-------|--------|-------|
| CAN H           | CAN L | CAN H  | CAN L | CAN H                     | CAN L | OUT +  | OUT - |
| CAN1-H          |       | CAN1-L |       | CAN2-H                    |       | CAN2-L |       |
| CAN3-H          |       | CAN3-L |       | Alternative blink control |       |        |       |
| 1               | 2     | 3      | 4     | 5                         | 6     | 7      | 8     |
| +               | +     | +      | +     |                           |       |        |       |

| connector 15 pin   |                        |           |            |                  |              |                     |                       |                    |                     |              |                |                    |          |              |
|--------------------|------------------------|-----------|------------|------------------|--------------|---------------------|-----------------------|--------------------|---------------------|--------------|----------------|--------------------|----------|--------------|
| OUT                | OUT                    | OUT       | OUT        | OUT              | OUT          | OUT                 | OUT                   | OUT                | OUT                 | OUT          | OUT            | OUT                | OUT      | OUT          |
| Driver door sensor | Passengers door sensor | Trunk lid | Hood sense | Original alarm++ | Arming state | Lock factory remote | Unlock factory remote | Any button pressed | Handbrake / Parking | Speed 10kmph | Engine running | Engine speed (RPM) | Ignition | Key inserted |
| 1                  | 2                      | 3         | 4          | 5                | 6            | 7                   | 8                     | 9                  | 10                  | 11           | 12             | 13                 | 14       | 15           |
| +                  | +                      | +         | +          | +                | +            | +                   | +                     | +                  | +                   | +            | +              | +                  | +        | +            |

| connector 10 pin |                           |                     |                    |                     |               |                   |                   |     |          |
|------------------|---------------------------|---------------------|--------------------|---------------------|---------------|-------------------|-------------------|-----|----------|
| OUT              | IN                        | IN                  | IN                 | IN                  | IN            | IN                | IN                | IN  | IN       |
| Footbrake        | Drivers door opening sim. | Turn off the engine | Turn on the engine | Turn signal control | Trunk release | Opening all doors | Closing all doors | GND | PWR +12V |
| 1                | 2                         | 3                   | 4                  | 5                   | 6             | 7                 | 8                 | 9   | 10       |
| +                | +                         | -                   | -                  | +                   | +             | +                 | +                 | -   | +        |

|                              |
|------------------------------|
| Contr. of factory alarm      |
| Contr.c.lock. when ign.is on |
| Comfort closure              |

Attention:

Switches

**INFINITI FX30D**

year: 2012 →

with and without Keyless System

program №: 11249

from: 2021-09-09

| connector 8 pin |        |        |        |        |        |                           |                         |
|-----------------|--------|--------|--------|--------|--------|---------------------------|-------------------------|
| CAN H           | CAN L  | CAN H  | CAN L  | CAN H  | CAN L  | OUT +                     | OUT -                   |
| CAN1-H          | CAN1-L | CAN2-H | CAN2-L | CAN3-H | CAN3-L | Alternative blink control | Alt. contr. centr. lock |
| 1               | 2      | 3      | 4      | 5      | 6      | 7                         | 8                       |
| +               | +      |        |        |        |        |                           |                         |

| connector 15 pin   |                        |           |            |                  |              |                     |                       |                    |                     |              |                |                    |          |              |       |
|--------------------|------------------------|-----------|------------|------------------|--------------|---------------------|-----------------------|--------------------|---------------------|--------------|----------------|--------------------|----------|--------------|-------|
| OUT -              | OUT -                  | OUT -     | OUT -      | OUT -            | OUT -        | OUT -               | OUT -                 | OUT -              | OUT -               | OUT -        | OUT -          | OUT -              | OUT -    | OUT -        | OUT - |
| Driver door sensor | Passengers door sensor | Trunk lid | Hood sense | Original alarm++ | Arming state | Lock factory remote | Unlock factory remote | Any button pressed | Handbrake / Parking | Speed 10kmph | Engine running | Engine speed (RPM) | Ignition | Key inserted |       |
| 1                  | 2                      | 3         | 4          | 5                | 6            | 7                   | 8                     | 9                  | 10                  | 11           | 12             | 13                 | 14       | 15           |       |
| +                  | +                      | +         | +          | +                | +            | +                   | +                     | +                  | +                   | +            | +              | +                  | +        | +            |       |

| connector 10 pin |                           |                     |                    |                     |               |                   |                   |     |          |
|------------------|---------------------------|---------------------|--------------------|---------------------|---------------|-------------------|-------------------|-----|----------|
| OUT +            | IN                        | IN                  | IN                 | IN                  | IN            | IN                | IN                | IN  | +        |
| Footbrake        | Drivers door opening sim. | Turn off the engine | Turn on the engine | Turn signal control | Trunk release | Opening all doors | Closing all doors | GND | PWR +12V |
| 1                | 2                         | 3                   | 4                  | 5                   | 6             | 7                 | 8                 | 9   | 10       |
| +                | +                         |                     |                    | +                   | +             | +                 | +                 |     | +        |

|                              |
|------------------------------|
| Contr. of factory alarm      |
| Contr.c.lock, when ign.is on |
| Comfort closure              |

Attention:

**INFINITI FX35 / FX37 / FX50**

year: 2010 →

with and without Keyless System

program №: 11249

from: 2021-09-09

| connector 8 pin |        |        |        |        |        |                           |                         |
|-----------------|--------|--------|--------|--------|--------|---------------------------|-------------------------|
| CAN H           | CAN L  | CAN H  | CAN L  | CAN H  | CAN L  | OUT +                     | OUT -                   |
| CAN1-H          | CAN1-L | CAN2-H | CAN2-L | CAN3-H | CAN3-L | Alternative blink control | Alt. contr. centr. lock |
| 1               | 2      | 3      | 4      | 5      | 6      | 7                         | 8                       |
| +               | +      |        |        |        |        |                           |                         |

| connector 15 pin   |                        |           |            |                  |              |                     |                       |                    |                     |              |                |                    |          |              |       |
|--------------------|------------------------|-----------|------------|------------------|--------------|---------------------|-----------------------|--------------------|---------------------|--------------|----------------|--------------------|----------|--------------|-------|
| OUT -              | OUT -                  | OUT -     | OUT -      | OUT -            | OUT -        | OUT -               | OUT -                 | OUT -              | OUT -               | OUT -        | OUT -          | OUT -              | OUT -    | OUT -        | OUT - |
| Driver door sensor | Passengers door sensor | Trunk lid | Hood sense | Original alarm++ | Arming state | Lock factory remote | Unlock factory remote | Any button pressed | Handbrake / Parking | Speed 10kmph | Engine running | Engine speed (RPM) | Ignition | Key inserted |       |
| 1                  | 2                      | 3         | 4          | 5                | 6            | 7                   | 8                     | 9                  | 10                  | 11           | 12             | 13                 | 14       | 15           |       |
| +                  | +                      | +         | +          | +                | +            | +                   | +                     | +                  | +                   | +            | +              | +                  | +        | +            |       |

| connector 10 pin |                           |                     |                    |                     |               |                   |                   |     |          |
|------------------|---------------------------|---------------------|--------------------|---------------------|---------------|-------------------|-------------------|-----|----------|
| OUT +            | IN                        | IN                  | IN                 | IN                  | IN            | IN                | IN                | IN  | +        |
| Footbrake        | Drivers door opening sim. | Turn off the engine | Turn on the engine | Turn signal control | Trunk release | Opening all doors | Closing all doors | GND | PWR +12V |
| 1                | 2                         | 3                   | 4                  | 5                   | 6             | 7                 | 8                 | 9   | 10       |
| +                | +                         |                     |                    | +                   | +             | +                 | +                 |     | +        |

|                              |
|------------------------------|
| Contr. of factory alarm      |
| Contr.c.lock, when ign.is on |
| Comfort closure              |

Attention:

**INFINITI FX35 / FX37 / FX50**

year: 2008 →

with and without Keyless System

program №: 11216

from: 2021-09-09

| connector 8 pin |        |        |        |        |        |                           |                         |
|-----------------|--------|--------|--------|--------|--------|---------------------------|-------------------------|
| CAN H           | CAN L  | CAN H  | CAN L  | CAN H  | CAN L  | OUT +                     | OUT -                   |
| CAN1-H          | CAN1-L | CAN2-H | CAN2-L | CAN3-H | CAN3-L | Alternative blink control | Alt. contr. centr. lock |
| 1               | 2      | 3      | 4      | 5      | 6      | 7                         | 8                       |
| +               | +      |        |        |        |        |                           |                         |

| connector 15 pin   |                        |           |            |                  |              |                     |                       |                    |                     |              |                |                    |          |              |       |
|--------------------|------------------------|-----------|------------|------------------|--------------|---------------------|-----------------------|--------------------|---------------------|--------------|----------------|--------------------|----------|--------------|-------|
| OUT -              | OUT -                  | OUT -     | OUT -      | OUT -            | OUT -        | OUT -               | OUT -                 | OUT -              | OUT -               | OUT -        | OUT -          | OUT -              | OUT -    | OUT -        | OUT - |
| Driver door sensor | Passengers door sensor | Trunk lid | Hood sense | Original alarm++ | Arming state | Lock factory remote | Unlock factory remote | Any button pressed | Handbrake / Parking | Speed 10kmph | Engine running | Engine speed (RPM) | Ignition | Key inserted |       |
| 1                  | 2                      | 3         | 4          | 5                | 6            | 7                   | 8                     | 9                  | 10                  | 11           | 12             | 13                 | 14       | 15           |       |
| +                  | +                      | +         | +          | +                | +            | +                   | +                     | +                  | +                   | +            | +              | +                  | +        | +            |       |

| connector 10 pin |                           |                     |                    |                     |               |                   |                   |     |          |
|------------------|---------------------------|---------------------|--------------------|---------------------|---------------|-------------------|-------------------|-----|----------|
| OUT +            | IN                        | IN                  | IN                 | IN                  | IN            | IN                | IN                | IN  | +        |
| Footbrake        | Drivers door opening sim. | Turn off the engine | Turn on the engine | Turn signal control | Trunk release | Opening all doors | Closing all doors | GND | PWR +12V |
| 1                | 2                         | 3                   | 4                  | 5                   | 6             | 7                 | 8                 | 9   | 10       |
| +                | +                         |                     |                    | +                   | +             | +                 | +                 |     | +        |

|                              |
|------------------------------|
| Contr. of factory alarm      |
| Contr.c.lock, when ign.is on |
| Comfort closure              |

Attention:

**INFINITI G25 / G35 / G37**

year: 2010 →

with and without Keyless System

program №: 11249

from: 2021-09-09

| connector 8 pin |        |        |        |        |        |                           |                         |
|-----------------|--------|--------|--------|--------|--------|---------------------------|-------------------------|
| CAN H           | CAN L  | CAN H  | CAN L  | CAN H  | CAN L  | OUT +                     | OUT -                   |
| CAN1-H          | CAN1-L | CAN2-H | CAN2-L | CAN3-H | CAN3-L | Alternative blink control | Alt. contr. centr. lock |
| 1               | 2      | 3      | 4      | 5      | 6      | 7                         | 8                       |
| +               | +      |        |        |        |        |                           |                         |

| connector 15 pin   |                        |           |            |                  |              |                     |                       |                    |                     |              |                |                    |          |              |       |
|--------------------|------------------------|-----------|------------|------------------|--------------|---------------------|-----------------------|--------------------|---------------------|--------------|----------------|--------------------|----------|--------------|-------|
| OUT -              | OUT -                  | OUT -     | OUT -      | OUT -            | OUT -        | OUT -               | OUT -                 | OUT -              | OUT -               | OUT -        | OUT -          | OUT -              | OUT -    | OUT -        | OUT - |
| Driver door sensor | Passengers door sensor | Trunk lid | Hood sense | Original alarm++ | Arming state | Lock factory remote | Unlock factory remote | Any button pressed | Handbrake / Parking | Speed 10kmph | Engine running | Engine speed (RPM) | Ignition | Key inserted |       |
| 1                  | 2                      | 3         | 4          | 5                | 6            | 7                   | 8                     | 9                  | 10                  | 11           | 12             | 13                 | 14       | 15           |       |
| +                  | +                      | +         | +          | +                | +            | +                   | +                     | +                  | +                   | +            | +              | +                  | +        | +            |       |

| connector 10 pin |                           |                     |                    |                     |               |                   |                   |     |          |
|------------------|---------------------------|---------------------|--------------------|---------------------|---------------|-------------------|-------------------|-----|----------|
| OUT +            | IN                        | IN                  | IN                 | IN                  | IN            | IN                | IN                | IN  | +        |
| Footbrake        | Drivers door opening sim. | Turn off the engine | Turn on the engine | Turn signal control | Trunk release | Opening all doors | Closing all doors | GND | PWR +12V |
| 1                | 2                         | 3                   | 4                  | 5                   | 6             | 7                 | 8                 | 9   | 10       |
| +                | +                         |                     |                    | +                   | +             | +                 | +                 |     | +        |

|                              |
|------------------------------|
| Contr. of factory alarm      |
| Contr.c.lock, when ign.is on |
| Comfort closure              |

Attention:

**INFINITI G25 / G35 / G37**

year: 2007 →

with and without Keyless System

program №: 11216

from: 2021-09-09

| connector 8 pin |        |        |        |        |        |                           |                         |
|-----------------|--------|--------|--------|--------|--------|---------------------------|-------------------------|
| CAN H           | CAN L  | CAN H  | CAN L  | CAN H  | CAN L  | OUT +                     | OUT -                   |
| CAN1-H          | CAN1-L | CAN2-H | CAN2-L | CAN3-H | CAN3-L | Alternative blink control | Alt. contr. centr. lock |
| 1               | 2      | 3      | 4      | 5      | 6      | 7                         | 8                       |
| +               | +      |        |        |        |        |                           |                         |

| connector 15 pin   |                        |           |            |                  |              |                     |                       |                    |                     |              |                |                    |          |              |       |
|--------------------|------------------------|-----------|------------|------------------|--------------|---------------------|-----------------------|--------------------|---------------------|--------------|----------------|--------------------|----------|--------------|-------|
| OUT -              | OUT -                  | OUT -     | OUT -      | OUT -            | OUT -        | OUT -               | OUT -                 | OUT -              | OUT -               | OUT -        | OUT -          | OUT -              | OUT -    | OUT -        | OUT - |
| Driver door sensor | Passengers door sensor | Trunk lid | Hood sense | Original alarm++ | Arming state | Lock factory remote | Unlock factory remote | Any button pressed | Handbrake / Parking | Speed 10kmph | Engine running | Engine speed (RPM) | Ignition | Key inserted |       |
| 1                  | 2                      | 3         | 4          | 5                | 6            | 7                   | 8                     | 9                  | 10                  | 11           | 12             | 13                 | 14       | 15           |       |
| +                  | +                      | +         | +          | +                | +            | +                   | +                     | +                  | +                   | +            | +              | +                  | +        | +            |       |

| connector 10 pin |                           |                     |                    |                     |               |                   |                   |     |          |
|------------------|---------------------------|---------------------|--------------------|---------------------|---------------|-------------------|-------------------|-----|----------|
| OUT +            | IN                        | IN                  | IN                 | IN                  | IN            | IN                | IN                | IN  | +        |
| Footbrake        | Drivers door opening sim. | Turn off the engine | Turn on the engine | Turn signal control | Trunk release | Opening all doors | Closing all doors | GND | PWR +12V |
| 1                | 2                         | 3                   | 4                  | 5                   | 6             | 7                 | 8                 | 9   | 10       |
| +                | +                         |                     |                    | +                   | +             | +                 | +                 |     | +        |

|                              |
|------------------------------|
| Contr. of factory alarm      |
| Contr.c.lock, when ign.is on |
| Comfort closure              |

Attention:

Switches





**INFINITI Q50 (Hybrid)**

year: 2018 →

with and without Keyless System

program No: 13775

from: 2021-08-11

| connector 8 pin |        |        |        |        |        |                           |                         |
|-----------------|--------|--------|--------|--------|--------|---------------------------|-------------------------|
| CAN H           | CAN L  | CAN H  | CAN L  | CAN H  | CAN L  | OUT +                     | OUT -                   |
| CAN1-H          | CAN1-L | CAN2-H | CAN2-L | CAN3-H | CAN3-L | Alternative blink control | Alt. contr. centr. lock |
| 1               | 2      | 3      | 4      | 5      | 6      | 7                         | 8                       |
| +               | +      | +      | +      | +      | +      | +                         | +                       |

| connector 15 pin   |                        |           |            |                  |              |                     |                       |                    |                     |              |                |                    |          |              |
|--------------------|------------------------|-----------|------------|------------------|--------------|---------------------|-----------------------|--------------------|---------------------|--------------|----------------|--------------------|----------|--------------|
| OUT                | OUT                    | OUT       | OUT        | OUT              | OUT          | OUT                 | OUT                   | OUT                | OUT                 | OUT          | OUT            | OUT                | OUT      | OUT          |
| Driver door sensor | Passengers door sensor | Trunk lid | Hood sense | Original alarm++ | Arming state | Lock factory remote | Unlock factory remote | Any button pressed | Handbrake / Parking | Speed 10kmph | Engine running | Engine speed (RPM) | Ignition | Key inserted |
| 1                  | 2                      | 3         | 4          | 5                | 6            | 7                   | 8                     | 9                  | 10                  | 11           | 12             | 13                 | 14       | 15           |
| +                  | +                      | +         | +          | +                | +            | +                   | +                     | +                  | +                   | +            | +              | +                  | +        | +            |

| connector 10 pin |                           |                     |                    |                     |               |                   |                   |     |          |
|------------------|---------------------------|---------------------|--------------------|---------------------|---------------|-------------------|-------------------|-----|----------|
| OUT              | IN                        | IN                  | IN                 | IN                  | IN            | IN                | IN                | IN  | IN       |
| Footbrake        | Drivers door opening sim. | Turn off the engine | Turn on the engine | Turn signal control | Trunk release | Opening all doors | Closing all doors | GND | PWR +12V |
| 1                | 2                         | 3                   | 4                  | 5                   | 6             | 7                 | 8                 | 9   | 10       |
| +                | +                         | +                   | +                  | +                   | +             | +                 | +                 | +   | +        |

|                              |
|------------------------------|
| Contr. of factory alarm      |
| Contr.c.lock. when ign.is on |
| Comfort closure              |

Attention:

Switches

**INFINITI Q50**

year: 2013 →

with and without Keyless System

program No: 11562

from: 2017-09-01

| connector 8 pin |        |        |        |        |        |                           |                         |
|-----------------|--------|--------|--------|--------|--------|---------------------------|-------------------------|
| CAN H           | CAN L  | CAN H  | CAN L  | CAN H  | CAN L  | OUT +                     | OUT -                   |
| CAN1-H          | CAN1-L | CAN2-H | CAN2-L | CAN3-H | CAN3-L | Alternative blink control | Alt. contr. centr. lock |
| 1               | 2      | 3      | 4      | 5      | 6      | 7                         | 8                       |
| +               | +      | +      | +      | +      | +      | +                         | +                       |

| connector 15 pin   |                        |           |            |                  |              |                     |                       |                    |                     |              |                |                    |          |              |
|--------------------|------------------------|-----------|------------|------------------|--------------|---------------------|-----------------------|--------------------|---------------------|--------------|----------------|--------------------|----------|--------------|
| OUT                | OUT                    | OUT       | OUT        | OUT              | OUT          | OUT                 | OUT                   | OUT                | OUT                 | OUT          | OUT            | OUT                | OUT      | OUT          |
| Driver door sensor | Passengers door sensor | Trunk lid | Hood sense | Original alarm++ | Arming state | Lock factory remote | Unlock factory remote | Any button pressed | Handbrake / Parking | Speed 10kmph | Engine running | Engine speed (RPM) | Ignition | Key inserted |
| 1                  | 2                      | 3         | 4          | 5                | 6            | 7                   | 8                     | 9                  | 10                  | 11           | 12             | 13                 | 14       | 15           |
| +                  | +                      | +         | +          | +                | +            | +                   | +                     | +                  | +                   | +            | +              | +                  | +        | +            |

| connector 10 pin |                           |                     |                    |                     |               |                   |                   |     |          |
|------------------|---------------------------|---------------------|--------------------|---------------------|---------------|-------------------|-------------------|-----|----------|
| OUT              | IN                        | IN                  | IN                 | IN                  | IN            | IN                | IN                | IN  | IN       |
| Footbrake        | Drivers door opening sim. | Turn off the engine | Turn on the engine | Turn signal control | Trunk release | Opening all doors | Closing all doors | GND | PWR +12V |
| 1                | 2                         | 3                   | 4                  | 5                   | 6             | 7                 | 8                 | 9   | 10       |
| +                | +                         | +                   | +                  | +                   | +             | +                 | +                 | +   | +        |

|                              |
|------------------------------|
| Contr. of factory alarm      |
| Contr.c.lock. when ign.is on |
| Comfort closure              |

Attention:

Switches

**INFINITI Q70**

year: 2014 →

with and without Keyless System

program No: 11297

from: 2021-09-09

| connector 8 pin |        |        |        |        |        |                           |                         |
|-----------------|--------|--------|--------|--------|--------|---------------------------|-------------------------|
| CAN H           | CAN L  | CAN H  | CAN L  | CAN H  | CAN L  | OUT +                     | OUT -                   |
| CAN1-H          | CAN1-L | CAN2-H | CAN2-L | CAN3-H | CAN3-L | Alternative blink control | Alt. contr. centr. lock |
| 1               | 2      | 3      | 4      | 5      | 6      | 7                         | 8                       |
| +               | +      | +      | +      | +      | +      | +                         | +                       |

| connector 15 pin   |                        |           |            |                  |              |                     |                       |                    |                     |              |                |                    |          |              |
|--------------------|------------------------|-----------|------------|------------------|--------------|---------------------|-----------------------|--------------------|---------------------|--------------|----------------|--------------------|----------|--------------|
| OUT                | OUT                    | OUT       | OUT        | OUT              | OUT          | OUT                 | OUT                   | OUT                | OUT                 | OUT          | OUT            | OUT                | OUT      | OUT          |
| Driver door sensor | Passengers door sensor | Trunk lid | Hood sense | Original alarm++ | Arming state | Lock factory remote | Unlock factory remote | Any button pressed | Handbrake / Parking | Speed 10kmph | Engine running | Engine speed (RPM) | Ignition | Key inserted |
| 1                  | 2                      | 3         | 4          | 5                | 6            | 7                   | 8                     | 9                  | 10                  | 11           | 12             | 13                 | 14       | 15           |
| +                  | +                      | +         | +          | +                | +            | +                   | +                     | +                  | +                   | +            | +              | +                  | +        | +            |

| connector 10 pin |                           |                     |                    |                     |               |                   |                   |     |          |
|------------------|---------------------------|---------------------|--------------------|---------------------|---------------|-------------------|-------------------|-----|----------|
| OUT              | IN                        | IN                  | IN                 | IN                  | IN            | IN                | IN                | IN  | IN       |
| Footbrake        | Drivers door opening sim. | Turn off the engine | Turn on the engine | Turn signal control | Trunk release | Opening all doors | Closing all doors | GND | PWR +12V |
| 1                | 2                         | 3                   | 4                  | 5                   | 6             | 7                 | 8                 | 9   | 10       |
| +                | +                         | +                   | +                  | +                   | +             | +                 | +                 | +   | +        |

|                              |
|------------------------------|
| Contr. of factory alarm      |
| Contr.c.lock. when ign.is on |
| Comfort closure              |

Attention:

Switches

**INFINITI QX30**

year: 2016 →

with and without Keyless System

program No: 11838

from: 2017-09-01

| connector 8 pin |        |        |        |        |        |                           |                         |
|-----------------|--------|--------|--------|--------|--------|---------------------------|-------------------------|
| CAN H           | CAN L  | CAN H  | CAN L  | CAN H  | CAN L  | OUT +                     | OUT -                   |
| CAN1-H          | CAN1-L | CAN2-H | CAN2-L | CAN3-H | CAN3-L | Alternative blink control | Alt. contr. centr. lock |
| 1               | 2      | 3      | 4      | 5      | 6      | 7                         | 8                       |
| +               | +      | +      | +      | +      | +      | +                         | +                       |

| connector 15 pin   |                        |           |            |                  |              |                     |                       |                    |                     |              |                |                    |          |              |
|--------------------|------------------------|-----------|------------|------------------|--------------|---------------------|-----------------------|--------------------|---------------------|--------------|----------------|--------------------|----------|--------------|
| OUT                | OUT                    | OUT       | OUT        | OUT              | OUT          | OUT                 | OUT                   | OUT                | OUT                 | OUT          | OUT            | OUT                | OUT      | OUT          |
| Driver door sensor | Passengers door sensor | Trunk lid | Hood sense | Original alarm++ | Arming state | Lock factory remote | Unlock factory remote | Any button pressed | Handbrake / Parking | Speed 10kmph | Engine running | Engine speed (RPM) | Ignition | Key inserted |
| 1                  | 2                      | 3         | 4          | 5                | 6            | 7                   | 8                     | 9                  | 10                  | 11           | 12             | 13                 | 14       | 15           |
| +                  | +                      | +         | +          | +                | +            | +                   | +                     | +                  | +                   | +            | +              | +                  | +        | +            |

| connector 10 pin |                           |                     |                    |                     |               |                   |                   |     |          |
|------------------|---------------------------|---------------------|--------------------|---------------------|---------------|-------------------|-------------------|-----|----------|
| OUT              | IN                        | IN                  | IN                 | IN                  | IN            | IN                | IN                | IN  | IN       |
| Footbrake        | Drivers door opening sim. | Turn off the engine | Turn on the engine | Turn signal control | Trunk release | Opening all doors | Closing all doors | GND | PWR +12V |
| 1                | 2                         | 3                   | 4                  | 5                   | 6             | 7                 | 8                 | 9   | 10       |
| +                | +                         | +                   | +                  | +                   | +             | +                 | +                 | +   | +        |

|                              |
|------------------------------|
| Contr. of factory alarm      |
| Contr.c.lock. when ign.is on |
| Comfort closure              |

Attention:

**INFINITI QX50 (J55)**

year: 2018 →

with and without Keyless System

program No: 12542

from: 2018-11-13

| connector 8 pin |        |        |        |        |        |                           |                         |
|-----------------|--------|--------|--------|--------|--------|---------------------------|-------------------------|
| CAN H           | CAN L  | CAN H  | CAN L  | CAN H  | CAN L  | OUT +                     | OUT -                   |
| CAN1-H          | CAN1-L | CAN2-H | CAN2-L | CAN3-H | CAN3-L | Alternative blink control | Alt. contr. centr. lock |
| 1               | 2      | 3      | 4      | 5      | 6      | 7                         | 8                       |
| +               | +      | +      | +      | +      | +      | +                         | +                       |

| connector 15 pin   |                        |           |            |                  |              |                     |                       |                    |                     |              |                |                    |          |              |
|--------------------|------------------------|-----------|------------|------------------|--------------|---------------------|-----------------------|--------------------|---------------------|--------------|----------------|--------------------|----------|--------------|
| OUT                | OUT                    | OUT       | OUT        | OUT              | OUT          | OUT                 | OUT                   | OUT                | OUT                 | OUT          | OUT            | OUT                | OUT      | OUT          |
| Driver door sensor | Passengers door sensor | Trunk lid | Hood sense | Original alarm++ | Arming state | Lock factory remote | Unlock factory remote | Any button pressed | Handbrake / Parking | Speed 10kmph | Engine running | Engine speed (RPM) | Ignition | Key inserted |
| 1                  | 2                      | 3         | 4          | 5                | 6            | 7                   | 8                     | 9                  | 10                  | 11           | 12             | 13                 | 14       | 15           |
| +                  | +                      | +         | +          | +                | +            | +                   | +                     | +                  | +                   | +            | +              | +                  | +        | +            |

| connector 10 pin |                           |                     |                    |                     |               |                   |                   |     |          |
|------------------|---------------------------|---------------------|--------------------|---------------------|---------------|-------------------|-------------------|-----|----------|
| OUT              | IN                        | IN                  | IN                 | IN                  | IN            | IN                | IN                | IN  | IN       |
| Footbrake        | Drivers door opening sim. | Turn off the engine | Turn on the engine | Turn signal control | Trunk release | Opening all doors | Closing all doors | GND | PWR +12V |
| 1                | 2                         | 3                   | 4                  | 5                   | 6             | 7                 | 8                 | 9   | 10       |
| +                | +                         | +                   | +                  | +                   | +             | +                 | +                 | +   | +        |

|                              |
|------------------------------|
| Contr. of factory alarm      |
| Contr.c.lock. when ign.is on |
| Comfort closure              |

Attention:

Switches

**INFINITI QX50**

year: **2013** →

with and without Keyless System

program No: **11561**

from: **2021-09-09**

| connector 8 pin |        |        |        |        |        |                           |                         |
|-----------------|--------|--------|--------|--------|--------|---------------------------|-------------------------|
| CAN H           | CAN L  | CAN H  | CAN L  | CAN H  | CAN L  | OUT +                     | OUT -                   |
| CAN1-H          | CAN1-L | CAN2-H | CAN2-L | CAN3-H | CAN3-L | Alternative blink control | Alt. contr. centr. lock |
| 1               | 2      | 3      | 4      | 5      | 6      | 7                         | 8                       |
| +               | +      | +      | +      | +      | +      | +                         | +                       |

| connector 15 pin   |                        |           |            |                  |              |                     |                       |                    |                     |              |                |                    |          |              |
|--------------------|------------------------|-----------|------------|------------------|--------------|---------------------|-----------------------|--------------------|---------------------|--------------|----------------|--------------------|----------|--------------|
| OUT                | OUT                    | OUT       | OUT        | OUT              | OUT          | OUT                 | OUT                   | OUT                | OUT                 | OUT          | OUT            | OUT                | OUT      | OUT          |
| Driver door sensor | Passengers door sensor | Trunk lid | Hood sense | Original alarm++ | Arming state | Lock factory remote | Unlock factory remote | Any button pressed | Handbrake / Parking | Speed 10kmph | Engine running | Engine speed (RPM) | Ignition | Key inserted |
| 1                  | 2                      | 3         | 4          | 5                | 6            | 7                   | 8                     | 9                  | 10                  | 11           | 12             | 13                 | 14       | 15           |
| +                  | +                      | +         | +          | +                | +            | +                   | +                     | +                  | +                   | +            | +              | +                  | +        | +            |

| connector 10 pin |                           |                     |                    |                     |               |                   |                   |     |          |
|------------------|---------------------------|---------------------|--------------------|---------------------|---------------|-------------------|-------------------|-----|----------|
| OUT              | IN                        | IN                  | IN                 | IN                  | IN            | IN                | IN                | IN  | IN       |
| Footbrake        | Drivers door opening sim. | Turn off the engine | Turn on the engine | Turn signal control | Trunk release | Opening all doors | Closing all doors | GND | PWR +12V |
| 1                | 2                         | 3                   | 4                  | 5                   | 6             | 7                 | 8                 | 9   | 10       |
| +                | +                         | +                   | +                  | +                   | +             | +                 | +                 | +   | +        |

|                         |                              |                 |
|-------------------------|------------------------------|-----------------|
| Contr. of factory alarm | Contr.c.lock. when ign.is on | Comfort closure |
| +                       | +                            | +               |

Attention:

Switches

**INFINITI QX55**

year: **2022** →

with and without Keyless System

program No: **14999**

from: **2023-10-25**

| connector 8 pin |        |        |        |        |        |                           |                         |
|-----------------|--------|--------|--------|--------|--------|---------------------------|-------------------------|
| CAN H           | CAN L  | CAN H  | CAN L  | CAN H  | CAN L  | OUT +                     | OUT -                   |
| CAN1-H          | CAN1-L | CAN2-H | CAN2-L | CAN3-H | CAN3-L | Alternative blink control | Alt. contr. centr. lock |
| 1               | 2      | 3      | 4      | 5      | 6      | 7                         | 8                       |
| +               | +      | +      | +      | +      | +      | +                         | +                       |

| connector 15 pin   |                        |           |            |                  |              |                     |                       |                    |                     |              |                |                    |          |              |
|--------------------|------------------------|-----------|------------|------------------|--------------|---------------------|-----------------------|--------------------|---------------------|--------------|----------------|--------------------|----------|--------------|
| OUT                | OUT                    | OUT       | OUT        | OUT              | OUT          | OUT                 | OUT                   | OUT                | OUT                 | OUT          | OUT            | OUT                | OUT      | OUT          |
| Driver door sensor | Passengers door sensor | Trunk lid | Hood sense | Original alarm++ | Arming state | Lock factory remote | Unlock factory remote | Any button pressed | Handbrake / Parking | Speed 10kmph | Engine running | Engine speed (RPM) | Ignition | Key inserted |
| 1                  | 2                      | 3         | 4          | 5                | 6            | 7                   | 8                     | 9                  | 10                  | 11           | 12             | 13                 | 14       | 15           |
| +                  | +                      | +         | +          | +                | +            | +                   | +                     | +                  | +                   | +            | +              | +                  | +        | +            |

| connector 10 pin |                           |                     |                    |                     |               |                   |                   |     |          |
|------------------|---------------------------|---------------------|--------------------|---------------------|---------------|-------------------|-------------------|-----|----------|
| OUT              | IN                        | IN                  | IN                 | IN                  | IN            | IN                | IN                | IN  | IN       |
| Footbrake        | Drivers door opening sim. | Turn off the engine | Turn on the engine | Turn signal control | Trunk release | Opening all doors | Closing all doors | GND | PWR +12V |
| 1                | 2                         | 3                   | 4                  | 5                   | 6             | 7                 | 8                 | 9   | 10       |
| +                | +                         | +                   | +                  | +                   | +             | +                 | +                 | +   | +        |

|                         |                              |                 |
|-------------------------|------------------------------|-----------------|
| Contr. of factory alarm | Contr.c.lock. when ign.is on | Comfort closure |
| +                       | +                            | +               |

Attention:

Switches

**INFINITI QX56 (USA Market)**

year: **2011** →

with and without Keyless System

program No: **11216**

from: **2021-09-09**

| connector 8 pin |        |        |        |        |        |                           |                         |
|-----------------|--------|--------|--------|--------|--------|---------------------------|-------------------------|
| CAN H           | CAN L  | CAN H  | CAN L  | CAN H  | CAN L  | OUT +                     | OUT -                   |
| CAN1-H          | CAN1-L | CAN2-H | CAN2-L | CAN3-H | CAN3-L | Alternative blink control | Alt. contr. centr. lock |
| 1               | 2      | 3      | 4      | 5      | 6      | 7                         | 8                       |
| +               | +      | +      | +      | +      | +      | +                         | +                       |

| connector 15 pin   |                        |           |            |                  |              |                     |                       |                    |                     |              |                |                    |          |              |
|--------------------|------------------------|-----------|------------|------------------|--------------|---------------------|-----------------------|--------------------|---------------------|--------------|----------------|--------------------|----------|--------------|
| OUT                | OUT                    | OUT       | OUT        | OUT              | OUT          | OUT                 | OUT                   | OUT                | OUT                 | OUT          | OUT            | OUT                | OUT      | OUT          |
| Driver door sensor | Passengers door sensor | Trunk lid | Hood sense | Original alarm++ | Arming state | Lock factory remote | Unlock factory remote | Any button pressed | Handbrake / Parking | Speed 10kmph | Engine running | Engine speed (RPM) | Ignition | Key inserted |
| 1                  | 2                      | 3         | 4          | 5                | 6            | 7                   | 8                     | 9                  | 10                  | 11           | 12             | 13                 | 14       | 15           |
| +                  | +                      | +         | +          | +                | +            | +                   | +                     | +                  | +                   | +            | +              | +                  | +        | +            |

| connector 10 pin |                           |                     |                    |                     |               |                   |                   |     |          |
|------------------|---------------------------|---------------------|--------------------|---------------------|---------------|-------------------|-------------------|-----|----------|
| OUT              | IN                        | IN                  | IN                 | IN                  | IN            | IN                | IN                | IN  | IN       |
| Footbrake        | Drivers door opening sim. | Turn off the engine | Turn on the engine | Turn signal control | Trunk release | Opening all doors | Closing all doors | GND | PWR +12V |
| 1                | 2                         | 3                   | 4                  | 5                   | 6             | 7                 | 8                 | 9   | 10       |
| +                | +                         | +                   | +                  | +                   | +             | +                 | +                 | +   | +        |

|                         |                              |                 |
|-------------------------|------------------------------|-----------------|
| Contr. of factory alarm | Contr.c.lock. when ign.is on | Comfort closure |
| +                       | +                            | +               |

Attention:

Switches

**INFINITI QX56 (EuropeMarket)**

year: **2011** →

with and without Keyless System

program No: **11279**

from: **2017-09-01**

| connector 8 pin |        |        |        |        |        |                           |                         |
|-----------------|--------|--------|--------|--------|--------|---------------------------|-------------------------|
| CAN H           | CAN L  | CAN H  | CAN L  | CAN H  | CAN L  | OUT +                     | OUT -                   |
| CAN1-H          | CAN1-L | CAN2-H | CAN2-L | CAN3-H | CAN3-L | Alternative blink control | Alt. contr. centr. lock |
| 1               | 2      | 3      | 4      | 5      | 6      | 7                         | 8                       |
| +               | +      | +      | +      | +      | +      | +                         | +                       |

| connector 15 pin   |                        |           |            |                  |              |                     |                       |                    |                     |              |                |                    |          |              |
|--------------------|------------------------|-----------|------------|------------------|--------------|---------------------|-----------------------|--------------------|---------------------|--------------|----------------|--------------------|----------|--------------|
| OUT                | OUT                    | OUT       | OUT        | OUT              | OUT          | OUT                 | OUT                   | OUT                | OUT                 | OUT          | OUT            | OUT                | OUT      | OUT          |
| Driver door sensor | Passengers door sensor | Trunk lid | Hood sense | Original alarm++ | Arming state | Lock factory remote | Unlock factory remote | Any button pressed | Handbrake / Parking | Speed 10kmph | Engine running | Engine speed (RPM) | Ignition | Key inserted |
| 1                  | 2                      | 3         | 4          | 5                | 6            | 7                   | 8                     | 9                  | 10                  | 11           | 12             | 13                 | 14       | 15           |
| +                  | +                      | +         | +          | +                | +            | +                   | +                     | +                  | +                   | +            | +              | +                  | +        | +            |

| connector 10 pin |                           |                     |                    |                     |               |                   |                   |     |          |
|------------------|---------------------------|---------------------|--------------------|---------------------|---------------|-------------------|-------------------|-----|----------|
| OUT              | IN                        | IN                  | IN                 | IN                  | IN            | IN                | IN                | IN  | IN       |
| Footbrake        | Drivers door opening sim. | Turn off the engine | Turn on the engine | Turn signal control | Trunk release | Opening all doors | Closing all doors | GND | PWR +12V |
| 1                | 2                         | 3                   | 4                  | 5                   | 6             | 7                 | 8                 | 9   | 10       |
| +                | +                         | +                   | +                  | +                   | +             | +                 | +                 | +   | +        |

|                         |                              |                 |
|-------------------------|------------------------------|-----------------|
| Contr. of factory alarm | Contr.c.lock. when ign.is on | Comfort closure |
| +                       | +                            | +               |

Attention:

Switches

**INFINITI QX56**

year: **2008** →

with and without Keyless System

program No: **11174**

from: **2021-09-09**

| connector 8 pin |        |        |        |        |        |                           |                         |
|-----------------|--------|--------|--------|--------|--------|---------------------------|-------------------------|
| CAN H           | CAN L  | CAN H  | CAN L  | CAN H  | CAN L  | OUT +                     | OUT -                   |
| CAN1-H          | CAN1-L | CAN2-H | CAN2-L | CAN3-H | CAN3-L | Alternative blink control | Alt. contr. centr. lock |
| 1               | 2      | 3      | 4      | 5      | 6      | 7                         | 8                       |
| +               | +      | +      | +      | +      | +      | +                         | +                       |

| connector 15 pin   |                        |           |            |                  |              |                     |                       |                    |                     |              |                |                    |          |              |
|--------------------|------------------------|-----------|------------|------------------|--------------|---------------------|-----------------------|--------------------|---------------------|--------------|----------------|--------------------|----------|--------------|
| OUT                | OUT                    | OUT       | OUT        | OUT              | OUT          | OUT                 | OUT                   | OUT                | OUT                 | OUT          | OUT            | OUT                | OUT      | OUT          |
| Driver door sensor | Passengers door sensor | Trunk lid | Hood sense | Original alarm++ | Arming state | Lock factory remote | Unlock factory remote | Any button pressed | Handbrake / Parking | Speed 10kmph | Engine running | Engine speed (RPM) | Ignition | Key inserted |
| 1                  | 2                      | 3         | 4          | 5                | 6            | 7                   | 8                     | 9                  | 10                  | 11           | 12             | 13                 | 14       | 15           |
| +                  | +                      | +         | +          | +                | +            | +                   | +                     | +                  | +                   | +            | +              | +                  | +        | +            |

| connector 10 pin |                           |                     |                    |                     |               |                   |                   |     |          |
|------------------|---------------------------|---------------------|--------------------|---------------------|---------------|-------------------|-------------------|-----|----------|
| OUT              | IN                        | IN                  | IN                 | IN                  | IN            | IN                | IN                | IN  | IN       |
| Footbrake        | Drivers door opening sim. | Turn off the engine | Turn on the engine | Turn signal control | Trunk release | Opening all doors | Closing all doors | GND | PWR +12V |
| 1                | 2                         | 3                   | 4                  | 5                   | 6             | 7                 | 8                 | 9   | 10       |
| +                | +                         | +                   | +                  | +                   | +             | +                 | +                 | +   | +        |

|                         |                              |                 |
|-------------------------|------------------------------|-----------------|
| Contr. of factory alarm | Contr.c.lock. when ign.is on | Comfort closure |
| +                       | +                            | +               |

Attention:

Switches



|                                  |        |        |        |        |        |                           |                         |                    |                        |           |            |                  |              |                     |                       |                    |                     |              |                |                    |          |              |           |                           |                     |                    |                     |               |                   |                   |     |          |    |
|----------------------------------|--------|--------|--------|--------|--------|---------------------------|-------------------------|--------------------|------------------------|-----------|------------|------------------|--------------|---------------------|-----------------------|--------------------|---------------------|--------------|----------------|--------------------|----------|--------------|-----------|---------------------------|---------------------|--------------------|---------------------|---------------|-------------------|-------------------|-----|----------|----|
| <b>ISUZU D-MAX (LatAmMarket)</b> |        |        |        |        |        |                           |                         |                    |                        |           |            |                  |              |                     |                       |                    |                     |              |                |                    |          |              |           |                           |                     |                    |                     |               |                   |                   |     |          |    |
| connector 8 pin                  |        |        |        |        |        |                           |                         | connector 15 pin   |                        |           |            |                  |              |                     |                       | connector 10 pin   |                     |              |                |                    |          |              |           |                           |                     |                    |                     |               |                   |                   |     |          |    |
| CAN H                            | CAN L  | CAN H  | CAN L  | CAN H  | CAN L  | OUT +                     | OUT -                   | OUT -              | OUT -                  | OUT -     | OUT -      | OUT -            | OUT -        | OUT -               | OUT -                 | OUT -              | OUT -               | OUT -        | OUT -          | OUT -              | OUT -    | OUT -        | OUT +     | IN                        | IN                  | IN                 | IN                  | IN            | IN                | IN                | IN  | IN       | IN |
| CAN1-H                           | CAN1-L | CAN2-H | CAN2-L | CAN3-H | CAN3-L | Alternative blink control | Alt. contr. centr. lock | Driver door sensor | Passengers door sensor | Trunk lid | Hood sense | Original alarm++ | Arming state | Lock factory remote | Unlock factory remote | Any button pressed | Handbrake / Parking | Speed 10kmph | Engine running | Engine speed (RPM) | Ignition | Key inserted | Footbrake | Drivers door opening sim. | Turn off the engine | Turn on the engine | Turn signal control | Trunk release | Opening all doors | Closing all doors | GND | PWR +12V |    |
| 1                                | 2      | 3      | 4      | 5      | 6      | 7                         | 8                       | 1                  | 2                      | 3         | 4          | 5                | 6            | 7                   | 8                     | 9                  | 10                  | 11           | 12             | 13                 | 14       | 15           | 1         | 2                         | 3                   | 4                  | 5                   | 6             | 7                 | 8                 | 9   | 10       |    |
| +                                | +      | +      | +      | +      | +      | +                         | +                       | +                  | +                      | +         | +          | +                | +            | +                   | +                     | +                  | +                   | +            | +              | +                  | +        | +            | +         | +                         | +                   | +                  | +                   | +             | +                 | +                 | +   | +        |    |
| Attention:                       |        |        |        |        |        |                           |                         |                    |                        |           |            |                  |              |                     |                       |                    |                     |              |                |                    |          |              |           |                           |                     |                    |                     |               |                   |                   |     |          |    |

|                          |        |        |        |        |        |                           |                         |                    |                        |           |            |                  |              |                     |                       |                    |                     |              |                |                    |          |              |           |                           |                     |                    |                     |               |                   |                   |     |          |
|--------------------------|--------|--------|--------|--------|--------|---------------------------|-------------------------|--------------------|------------------------|-----------|------------|------------------|--------------|---------------------|-----------------------|--------------------|---------------------|--------------|----------------|--------------------|----------|--------------|-----------|---------------------------|---------------------|--------------------|---------------------|---------------|-------------------|-------------------|-----|----------|
| <b>ISUZU D-MAX (RHD)</b> |        |        |        |        |        |                           |                         |                    |                        |           |            |                  |              |                     |                       |                    |                     |              |                |                    |          |              |           |                           |                     |                    |                     |               |                   |                   |     |          |
| connector 8 pin          |        |        |        |        |        |                           |                         | connector 15 pin   |                        |           |            |                  |              |                     |                       | connector 10 pin   |                     |              |                |                    |          |              |           |                           |                     |                    |                     |               |                   |                   |     |          |
| CAN H                    | CAN L  | CAN H  | CAN L  | CAN H  | CAN L  | OUT +                     | OUT -                   | OUT -              | OUT -                  | OUT -     | OUT -      | OUT -            | OUT -        | OUT -               | OUT -                 | OUT -              | OUT -               | OUT -        | OUT -          | OUT -              | OUT -    | OUT -        | OUT +     | IN                        | IN                  | IN                 | IN                  | IN            | IN                | IN                | IN  | IN       |
| CAN1-H                   | CAN1-L | CAN2-H | CAN2-L | CAN3-H | CAN3-L | Alternative blink control | Alt. contr. centr. lock | Driver door sensor | Passengers door sensor | Trunk lid | Hood sense | Original alarm++ | Arming state | Lock factory remote | Unlock factory remote | Any button pressed | Handbrake / Parking | Speed 10kmph | Engine running | Engine speed (RPM) | Ignition | Key inserted | Footbrake | Drivers door opening sim. | Turn off the engine | Turn on the engine | Turn signal control | Trunk release | Opening all doors | Closing all doors | GND | PWR +12V |
| 1                        | 2      | 3      | 4      | 5      | 6      | 7                         | 8                       | 1                  | 2                      | 3         | 4          | 5                | 6            | 7                   | 8                     | 9                  | 10                  | 11           | 12             | 13                 | 14       | 15           | 1         | 2                         | 3                   | 4                  | 5                   | 6             | 7                 | 8                 | 9   | 10       |
| +                        | +      | +      | +      | +      | +      | +                         | +                       | +                  | +                      | +         | +          | +                | +            | +                   | +                     | +                  | +                   | +            | +              | +                  | +        | +            | +         | +                         | +                   | +                  | +                   | +             | +                 | +                 | +   | +        |
| Attention:               |        |        |        |        |        |                           |                         |                    |                        |           |            |                  |              |                     |                       |                    |                     |              |                |                    |          |              |           |                           |                     |                    |                     |               |                   |                   |     |          |

|                    |        |        |        |        |        |                           |                         |                    |                        |           |            |                  |              |                     |                       |                    |                     |              |                |                    |          |              |           |                           |                     |                    |                     |               |                   |                   |     |          |
|--------------------|--------|--------|--------|--------|--------|---------------------------|-------------------------|--------------------|------------------------|-----------|------------|------------------|--------------|---------------------|-----------------------|--------------------|---------------------|--------------|----------------|--------------------|----------|--------------|-----------|---------------------------|---------------------|--------------------|---------------------|---------------|-------------------|-------------------|-----|----------|
| <b>ISUZU D-MAX</b> |        |        |        |        |        |                           |                         |                    |                        |           |            |                  |              |                     |                       |                    |                     |              |                |                    |          |              |           |                           |                     |                    |                     |               |                   |                   |     |          |
| connector 8 pin    |        |        |        |        |        |                           |                         | connector 15 pin   |                        |           |            |                  |              |                     |                       | connector 10 pin   |                     |              |                |                    |          |              |           |                           |                     |                    |                     |               |                   |                   |     |          |
| CAN H              | CAN L  | CAN H  | CAN L  | CAN H  | CAN L  | OUT +                     | OUT -                   | OUT -              | OUT -                  | OUT -     | OUT -      | OUT -            | OUT -        | OUT -               | OUT -                 | OUT -              | OUT -               | OUT -        | OUT -          | OUT -              | OUT -    | OUT -        | OUT +     | IN                        | IN                  | IN                 | IN                  | IN            | IN                | IN                | IN  | IN       |
| CAN1-H             | CAN1-L | CAN2-H | CAN2-L | CAN3-H | CAN3-L | Alternative blink control | Alt. contr. centr. lock | Driver door sensor | Passengers door sensor | Trunk lid | Hood sense | Original alarm++ | Arming state | Lock factory remote | Unlock factory remote | Any button pressed | Handbrake / Parking | Speed 10kmph | Engine running | Engine speed (RPM) | Ignition | Key inserted | Footbrake | Drivers door opening sim. | Turn off the engine | Turn on the engine | Turn signal control | Trunk release | Opening all doors | Closing all doors | GND | PWR +12V |
| 1                  | 2      | 3      | 4      | 5      | 6      | 7                         | 8                       | 1                  | 2                      | 3         | 4          | 5                | 6            | 7                   | 8                     | 9                  | 10                  | 11           | 12             | 13                 | 14       | 15           | 1         | 2                         | 3                   | 4                  | 5                   | 6             | 7                 | 8                 | 9   | 10       |
| +                  | +      | +      | +      | +      | +      | +                         | +                       | +                  | +                      | +         | +          | +                | +            | +                   | +                     | +                  | +                   | +            | +              | +                  | +        | +            | +         | +                         | +                   | +                  | +                   | +             | +                 | +                 | +   | +        |
| Attention:         |        |        |        |        |        |                           |                         |                    |                        |           |            |                  |              |                     |                       |                    |                     |              |                |                    |          |              |           |                           |                     |                    |                     |               |                   |                   |     |          |

|                    |        |        |        |        |        |                           |                         |                    |                        |           |            |                  |              |                     |                       |                    |                     |              |                |                    |          |              |           |                           |                     |                    |                     |               |                   |                   |     |          |
|--------------------|--------|--------|--------|--------|--------|---------------------------|-------------------------|--------------------|------------------------|-----------|------------|------------------|--------------|---------------------|-----------------------|--------------------|---------------------|--------------|----------------|--------------------|----------|--------------|-----------|---------------------------|---------------------|--------------------|---------------------|---------------|-------------------|-------------------|-----|----------|
| <b>ISUZU D-MAX</b> |        |        |        |        |        |                           |                         |                    |                        |           |            |                  |              |                     |                       |                    |                     |              |                |                    |          |              |           |                           |                     |                    |                     |               |                   |                   |     |          |
| connector 8 pin    |        |        |        |        |        |                           |                         | connector 15 pin   |                        |           |            |                  |              |                     |                       | connector 10 pin   |                     |              |                |                    |          |              |           |                           |                     |                    |                     |               |                   |                   |     |          |
| CAN H              | CAN L  | CAN H  | CAN L  | CAN H  | CAN L  | OUT +                     | OUT -                   | OUT -              | OUT -                  | OUT -     | OUT -      | OUT -            | OUT -        | OUT -               | OUT -                 | OUT -              | OUT -               | OUT -        | OUT -          | OUT -              | OUT -    | OUT -        | OUT +     | IN                        | IN                  | IN                 | IN                  | IN            | IN                | IN                | IN  | IN       |
| CAN1-H             | CAN1-L | CAN2-H | CAN2-L | CAN3-H | CAN3-L | Alternative blink control | Alt. contr. centr. lock | Driver door sensor | Passengers door sensor | Trunk lid | Hood sense | Original alarm++ | Arming state | Lock factory remote | Unlock factory remote | Any button pressed | Handbrake / Parking | Speed 10kmph | Engine running | Engine speed (RPM) | Ignition | Key inserted | Footbrake | Drivers door opening sim. | Turn off the engine | Turn on the engine | Turn signal control | Trunk release | Opening all doors | Closing all doors | GND | PWR +12V |
| 1                  | 2      | 3      | 4      | 5      | 6      | 7                         | 8                       | 1                  | 2                      | 3         | 4          | 5                | 6            | 7                   | 8                     | 9                  | 10                  | 11           | 12             | 13                 | 14       | 15           | 1         | 2                         | 3                   | 4                  | 5                   | 6             | 7                 | 8                 | 9   | 10       |
| +                  | +      | +      | +      | +      | +      | +                         | +                       | +                  | +                      | +         | +          | +                | +            | +                   | +                     | +                  | +                   | +            | +              | +                  | +        | +            | +         | +                         | +                   | +                  | +                   | +             | +                 | +                 | +   | +        |
| Attention:         |        |        |        |        |        |                           |                         |                    |                        |           |            |                  |              |                     |                       |                    |                     |              |                |                    |          |              |           |                           |                     |                    |                     |               |                   |                   |     |          |

|                             |        |        |        |        |        |                           |                         |                    |                        |           |            |                  |              |                     |                       |                    |                     |              |                |                    |          |              |           |                           |                     |                    |                     |               |                   |                   |     |          |
|-----------------------------|--------|--------|--------|--------|--------|---------------------------|-------------------------|--------------------|------------------------|-----------|------------|------------------|--------------|---------------------|-----------------------|--------------------|---------------------|--------------|----------------|--------------------|----------|--------------|-----------|---------------------------|---------------------|--------------------|---------------------|---------------|-------------------|-------------------|-----|----------|
| <b>IVECO DAILY (EURO 6)</b> |        |        |        |        |        |                           |                         |                    |                        |           |            |                  |              |                     |                       |                    |                     |              |                |                    |          |              |           |                           |                     |                    |                     |               |                   |                   |     |          |
| connector 8 pin             |        |        |        |        |        |                           |                         | connector 15 pin   |                        |           |            |                  |              |                     |                       | connector 10 pin   |                     |              |                |                    |          |              |           |                           |                     |                    |                     |               |                   |                   |     |          |
| CAN H                       | CAN L  | CAN H  | CAN L  | CAN H  | CAN L  | OUT +                     | OUT -                   | OUT -              | OUT -                  | OUT -     | OUT -      | OUT -            | OUT -        | OUT -               | OUT -                 | OUT -              | OUT -               | OUT -        | OUT -          | OUT -              | OUT -    | OUT -        | OUT +     | IN                        | IN                  | IN                 | IN                  | IN            | IN                | IN                | IN  | IN       |
| CAN1-H                      | CAN1-L | CAN2-H | CAN2-L | CAN3-H | CAN3-L | Alternative blink control | Alt. contr. centr. lock | Driver door sensor | Passengers door sensor | Trunk lid | Hood sense | Original alarm++ | Arming state | Lock factory remote | Unlock factory remote | Any button pressed | Handbrake / Parking | Speed 10kmph | Engine running | Engine speed (RPM) | Ignition | Key inserted | Footbrake | Drivers door opening sim. | Turn off the engine | Turn on the engine | Turn signal control | Trunk release | Opening all doors | Closing all doors | GND | PWR +12V |
| 1                           | 2      | 3      | 4      | 5      | 6      | 7                         | 8                       | 1                  | 2                      | 3         | 4          | 5                | 6            | 7                   | 8                     | 9                  | 10                  | 11           | 12             | 13                 | 14       | 15           | 1         | 2                         | 3                   | 4                  | 5                   | 6             | 7                 | 8                 | 9   | 10       |
| +                           | +      | +      | +      | +      | +      | +                         | +                       | +                  | +                      | +         | +          | +                | +            | +                   | +                     | +                  | +                   | +            | +              | +                  | +        | +            | +         | +                         | +                   | +                  | +                   | +             | +                 | +                 | +   | +        |
| Attention:                  |        |        |        |        |        |                           |                         |                    |                        |           |            |                  |              |                     |                       |                    |                     |              |                |                    |          |              |           |                           |                     |                    |                     |               |                   |                   |     |          |

IVECO DAILY (EURO 6)

year: 2017 →

program №: 12277

from: 2022-12-15

| connector 8 pin |        |        |        |        |        |                           |                         |
|-----------------|--------|--------|--------|--------|--------|---------------------------|-------------------------|
| CAN H           | CAN L  | CAN H  | CAN L  | CAN H  | CAN L  | OUT +                     | OUT -                   |
| CAN1-H          | CAN1-L | CAN2-H | CAN2-L | CAN3-H | CAN3-L | Alternative blink control | Alt. contr. centr. lock |
| 1               | 2      | 3      | 4      | 5      | 6      | 7                         | 8                       |
| +               | +      | +      | +      | -      | -      | +                         | -                       |

| connector 15 pin   |                        |           |            |                  |              |                     |                       |                    |                     |              |                |                    |          |              |
|--------------------|------------------------|-----------|------------|------------------|--------------|---------------------|-----------------------|--------------------|---------------------|--------------|----------------|--------------------|----------|--------------|
| OUT                | OUT                    | OUT       | OUT        | OUT              | OUT          | OUT                 | OUT                   | OUT                | OUT                 | OUT          | OUT            | OUT                | OUT      | OUT          |
| Driver door sensor | Passengers door sensor | Trunk lid | Hood sense | Original alarm++ | Arming state | Lock factory remote | Unlock factory remote | Any button pressed | Handbrake / Parking | Speed 10kmph | Engine running | Engine speed (RPM) | Ignition | Key inserted |
| 1                  | 2                      | 3         | 4          | 5                | 6            | 7                   | 8                     | 9                  | 10                  | 11           | 12             | 13                 | 14       | 15           |
| +                  | +                      | +         | -          | -                | +            | +                   | +                     | +                  | +                   | +            | +              | +                  | +        | +            |

| connector 10 pin |                           |                     |                    |                     |               |                   |                   |     |          |
|------------------|---------------------------|---------------------|--------------------|---------------------|---------------|-------------------|-------------------|-----|----------|
| OUT              | IN                        | IN                  | IN                 | IN                  | IN            | IN                | IN                | IN  | +        |
| Footbrake        | Drivers door opening sim. | Turn off the engine | Turn on the engine | Turn signal control | Trunk release | Opening all doors | Closing all doors | GND | PWR +12V |
| 1                | 2                         | 3                   | 4                  | 5                   | 6             | 7                 | 8                 | 9   | 10       |
| +                | +                         | -                   | -                  | +                   | +             | -                 | -                 | -   | +        |

|                              |
|------------------------------|
| Contr. of factory alarm      |
| Contr.c.lock. when ign.is on |
| Comfort closure              |

Attention:

IVECO DAILY (EURO 6) (RDE)

year: 2017 →

program №: 12277

from: 2022-12-15

| connector 8 pin |        |        |        |        |        |                           |                         |
|-----------------|--------|--------|--------|--------|--------|---------------------------|-------------------------|
| CAN H           | CAN L  | CAN H  | CAN L  | CAN H  | CAN L  | OUT +                     | OUT -                   |
| CAN1-H          | CAN1-L | CAN2-H | CAN2-L | CAN3-H | CAN3-L | Alternative blink control | Alt. contr. centr. lock |
| 1               | 2      | 3      | 4      | 5      | 6      | 7                         | 8                       |
| +               | +      | +      | +      | -      | -      | +                         | -                       |

| connector 15 pin   |                        |           |            |                  |              |                     |                       |                    |                     |              |                |                    |          |              |
|--------------------|------------------------|-----------|------------|------------------|--------------|---------------------|-----------------------|--------------------|---------------------|--------------|----------------|--------------------|----------|--------------|
| OUT                | OUT                    | OUT       | OUT        | OUT              | OUT          | OUT                 | OUT                   | OUT                | OUT                 | OUT          | OUT            | OUT                | OUT      | OUT          |
| Driver door sensor | Passengers door sensor | Trunk lid | Hood sense | Original alarm++ | Arming state | Lock factory remote | Unlock factory remote | Any button pressed | Handbrake / Parking | Speed 10kmph | Engine running | Engine speed (RPM) | Ignition | Key inserted |
| 1                  | 2                      | 3         | 4          | 5                | 6            | 7                   | 8                     | 9                  | 10                  | 11           | 12             | 13                 | 14       | 15           |
| +                  | +                      | +         | -          | -                | +            | +                   | +                     | +                  | +                   | +            | +              | +                  | +        | +            |

| connector 10 pin |                           |                     |                    |                     |               |                   |                   |     |          |
|------------------|---------------------------|---------------------|--------------------|---------------------|---------------|-------------------|-------------------|-----|----------|
| OUT              | IN                        | IN                  | IN                 | IN                  | IN            | IN                | IN                | IN  | +        |
| Footbrake        | Drivers door opening sim. | Turn off the engine | Turn on the engine | Turn signal control | Trunk release | Opening all doors | Closing all doors | GND | PWR +12V |
| 1                | 2                         | 3                   | 4                  | 5                   | 6             | 7                 | 8                 | 9   | 10       |
| +                | +                         | -                   | -                  | +                   | +             | -                 | -                 | -   | +        |

|                              |
|------------------------------|
| Contr. of factory alarm      |
| Contr.c.lock. when ign.is on |
| Comfort closure              |

Attention:

IVECO DAILY (EURO 5)

year: 2011 →

program №: 11346

from: 2022-12-05

| connector 8 pin |        |        |        |        |        |                           |                         |
|-----------------|--------|--------|--------|--------|--------|---------------------------|-------------------------|
| CAN H           | CAN L  | CAN H  | CAN L  | CAN H  | CAN L  | OUT +                     | OUT -                   |
| CAN1-H          | CAN1-L | CAN2-H | CAN2-L | CAN3-H | CAN3-L | Alternative blink control | Alt. contr. centr. lock |
| 1               | 2      | 3      | 4      | 5      | 6      | 7                         | 8                       |
| +               | +      | +      | +      | -      | -      | +                         | -                       |

| connector 15 pin   |                        |           |            |                  |              |                     |                       |                    |                     |              |                |                    |          |              |
|--------------------|------------------------|-----------|------------|------------------|--------------|---------------------|-----------------------|--------------------|---------------------|--------------|----------------|--------------------|----------|--------------|
| OUT                | OUT                    | OUT       | OUT        | OUT              | OUT          | OUT                 | OUT                   | OUT                | OUT                 | OUT          | OUT            | OUT                | OUT      | OUT          |
| Driver door sensor | Passengers door sensor | Trunk lid | Hood sense | Original alarm++ | Arming state | Lock factory remote | Unlock factory remote | Any button pressed | Handbrake / Parking | Speed 10kmph | Engine running | Engine speed (RPM) | Ignition | Key inserted |
| 1                  | 2                      | 3         | 4          | 5                | 6            | 7                   | 8                     | 9                  | 10                  | 11           | 12             | 13                 | 14       | 15           |
| +                  | +                      | +         | -          | -                | +            | +                   | +                     | +                  | +                   | +            | +              | +                  | +        | +            |

| connector 10 pin |                           |                     |                    |                     |               |                   |                   |     |          |
|------------------|---------------------------|---------------------|--------------------|---------------------|---------------|-------------------|-------------------|-----|----------|
| OUT              | IN                        | IN                  | IN                 | IN                  | IN            | IN                | IN                | IN  | +        |
| Footbrake        | Drivers door opening sim. | Turn off the engine | Turn on the engine | Turn signal control | Trunk release | Opening all doors | Closing all doors | GND | PWR +12V |
| 1                | 2                         | 3                   | 4                  | 5                   | 6             | 7                 | 8                 | 9   | 10       |
| +                | +                         | -                   | -                  | +                   | +             | -                 | -                 | -   | +        |

|                              |
|------------------------------|
| Contr. of factory alarm      |
| Contr.c.lock. when ign.is on |
| Comfort closure              |

Attention:

IVECO DAILY (EURO 4)

year: 2006 →

program №: 11269

from: 2017-09-01

| connector 8 pin |        |        |        |        |        |                           |                         |
|-----------------|--------|--------|--------|--------|--------|---------------------------|-------------------------|
| CAN H           | CAN L  | CAN H  | CAN L  | CAN H  | CAN L  | OUT +                     | OUT -                   |
| CAN1-H          | CAN1-L | CAN2-H | CAN2-L | CAN3-H | CAN3-L | Alternative blink control | Alt. contr. centr. lock |
| 1               | 2      | 3      | 4      | 5      | 6      | 7                         | 8                       |
| +               | +      | +      | +      | -      | -      | +                         | -                       |

| connector 15 pin   |                        |           |            |                  |              |                     |                       |                    |                     |              |                |                    |          |              |
|--------------------|------------------------|-----------|------------|------------------|--------------|---------------------|-----------------------|--------------------|---------------------|--------------|----------------|--------------------|----------|--------------|
| OUT                | OUT                    | OUT       | OUT        | OUT              | OUT          | OUT                 | OUT                   | OUT                | OUT                 | OUT          | OUT            | OUT                | OUT      | OUT          |
| Driver door sensor | Passengers door sensor | Trunk lid | Hood sense | Original alarm++ | Arming state | Lock factory remote | Unlock factory remote | Any button pressed | Handbrake / Parking | Speed 10kmph | Engine running | Engine speed (RPM) | Ignition | Key inserted |
| 1                  | 2                      | 3         | 4          | 5                | 6            | 7                   | 8                     | 9                  | 10                  | 11           | 12             | 13                 | 14       | 15           |
| +                  | +                      | +         | -          | -                | +            | +                   | +                     | +                  | +                   | +            | +              | +                  | +        | +            |

| connector 10 pin |                           |                     |                    |                     |               |                   |                   |     |          |
|------------------|---------------------------|---------------------|--------------------|---------------------|---------------|-------------------|-------------------|-----|----------|
| OUT              | IN                        | IN                  | IN                 | IN                  | IN            | IN                | IN                | IN  | +        |
| Footbrake        | Drivers door opening sim. | Turn off the engine | Turn on the engine | Turn signal control | Trunk release | Opening all doors | Closing all doors | GND | PWR +12V |
| 1                | 2                         | 3                   | 4                  | 5                   | 6             | 7                 | 8                 | 9   | 10       |
| +                | +                         | -                   | -                  | +                   | +             | -                 | -                 | -   | +        |

|                              |
|------------------------------|
| Contr. of factory alarm      |
| Contr.c.lock. when ign.is on |
| Comfort closure              |

Attention:

IVECO DAILY (EURO 3)

year: 2001 →

program №: 11222

from: 2019-03-18

| connector 8 pin |        |        |        |        |        |                           |                         |
|-----------------|--------|--------|--------|--------|--------|---------------------------|-------------------------|
| CAN H           | CAN L  | CAN H  | CAN L  | CAN H  | CAN L  | OUT +                     | OUT -                   |
| CAN1-H          | CAN1-L | CAN2-H | CAN2-L | CAN3-H | CAN3-L | Alternative blink control | Alt. contr. centr. lock |
| 1               | 2      | 3      | 4      | 5      | 6      | 7                         | 8                       |
| +               | +      | +      | +      | -      | -      | +                         | -                       |

| connector 15 pin   |                        |           |            |                  |              |                     |                       |                    |                     |              |                |                    |          |              |
|--------------------|------------------------|-----------|------------|------------------|--------------|---------------------|-----------------------|--------------------|---------------------|--------------|----------------|--------------------|----------|--------------|
| OUT                | OUT                    | OUT       | OUT        | OUT              | OUT          | OUT                 | OUT                   | OUT                | OUT                 | OUT          | OUT            | OUT                | OUT      | OUT          |
| Driver door sensor | Passengers door sensor | Trunk lid | Hood sense | Original alarm++ | Arming state | Lock factory remote | Unlock factory remote | Any button pressed | Handbrake / Parking | Speed 10kmph | Engine running | Engine speed (RPM) | Ignition | Key inserted |
| 1                  | 2                      | 3         | 4          | 5                | 6            | 7                   | 8                     | 9                  | 10                  | 11           | 12             | 13                 | 14       | 15           |
| +                  | +                      | +         | -          | -                | +            | +                   | +                     | +                  | +                   | +            | +              | +                  | +        | +            |

| connector 10 pin |                           |                     |                    |                     |               |                   |                   |     |          |
|------------------|---------------------------|---------------------|--------------------|---------------------|---------------|-------------------|-------------------|-----|----------|
| OUT              | IN                        | IN                  | IN                 | IN                  | IN            | IN                | IN                | IN  | +        |
| Footbrake        | Drivers door opening sim. | Turn off the engine | Turn on the engine | Turn signal control | Trunk release | Opening all doors | Closing all doors | GND | PWR +12V |
| 1                | 2                         | 3                   | 4                  | 5                   | 6             | 7                 | 8                 | 9   | 10       |
| +                | +                         | -                   | -                  | +                   | +             | -                 | -                 | -   | +        |

|                              |
|------------------------------|
| Contr. of factory alarm      |
| Contr.c.lock. when ign.is on |
| Comfort closure              |

Attention:

IVECO DAILY (EURO 3)

Switches



**IVECO STRALIS (EURO 6)**

year: 2017 →

program №: 11848

from: 2019-03-18

| connector 8 pin |        |        |        |        |        |                           |                         |
|-----------------|--------|--------|--------|--------|--------|---------------------------|-------------------------|
| CAN H           | CAN L  | CAN H  | CAN L  | CAN H  | CAN L  | OUT +                     | OUT -                   |
| CAN1-H          | CAN1-L | CAN2-H | CAN2-L | CAN3-H | CAN3-L | Alternative blink control | Alt. contr. centr. lock |
| 1               | 2      | 3      | 4      | 5      | 6      | 7                         | 8                       |
| +               | +      | +      | +      | +      | +      | +                         | +                       |

| connector 15 pin   |                        |           |            |                  |              |                     |                       |                    |                     |              |                |                    |          |              |
|--------------------|------------------------|-----------|------------|------------------|--------------|---------------------|-----------------------|--------------------|---------------------|--------------|----------------|--------------------|----------|--------------|
| OUT                | OUT                    | OUT       | OUT        | OUT              | OUT          | OUT                 | OUT                   | OUT                | OUT                 | OUT          | OUT            | OUT                | OUT      | OUT          |
| Driver door sensor | Passengers door sensor | Trunk lid | Hood sense | Original alarm++ | Arming state | Lock factory remote | Unlock factory remote | Any button pressed | Handbrake / Parking | Speed 10kmph | Engine running | Engine speed (RPM) | Ignition | Key inserted |
| 1                  | 2                      | 3         | 4          | 5                | 6            | 7                   | 8                     | 9                  | 10                  | 11           | 12             | 13                 | 14       | 15           |
| +                  | +                      | +         | +          | +                | +            | +                   | +                     | +                  | +                   | +            | +              | +                  | +        | +            |

| connector 10 pin |                           |                     |                    |                     |               |                   |                   |     |          |
|------------------|---------------------------|---------------------|--------------------|---------------------|---------------|-------------------|-------------------|-----|----------|
| OUT              | IN                        | IN                  | IN                 | IN                  | IN            | IN                | IN                | IN  | IN       |
| Footbrake        | Drivers door opening sim. | Turn off the engine | Turn on the engine | Turn signal control | Trunk release | Opening all doors | Closing all doors | GND | PWR +12V |
| 1                | 2                         | 3                   | 4                  | 5                   | 6             | 7                 | 8                 | 9   | 10       |
| +                | +                         | +                   | +                  | +                   | +             | +                 | +                 | +   | +        |

Attention:

**IVECO STRALIS (EURO 5)**

year: 2013 →

program №: 11151

from: 2019-03-18

| connector 8 pin |        |        |        |        |        |                           |                         |
|-----------------|--------|--------|--------|--------|--------|---------------------------|-------------------------|
| CAN H           | CAN L  | CAN H  | CAN L  | CAN H  | CAN L  | OUT +                     | OUT -                   |
| CAN1-H          | CAN1-L | CAN2-H | CAN2-L | CAN3-H | CAN3-L | Alternative blink control | Alt. contr. centr. lock |
| 1               | 2      | 3      | 4      | 5      | 6      | 7                         | 8                       |
| +               | +      | +      | +      | +      | +      | +                         | +                       |

| connector 15 pin   |                        |           |            |                  |              |                     |                       |                    |                     |              |                |                    |          |              |
|--------------------|------------------------|-----------|------------|------------------|--------------|---------------------|-----------------------|--------------------|---------------------|--------------|----------------|--------------------|----------|--------------|
| OUT                | OUT                    | OUT       | OUT        | OUT              | OUT          | OUT                 | OUT                   | OUT                | OUT                 | OUT          | OUT            | OUT                | OUT      | OUT          |
| Driver door sensor | Passengers door sensor | Trunk lid | Hood sense | Original alarm++ | Arming state | Lock factory remote | Unlock factory remote | Any button pressed | Handbrake / Parking | Speed 10kmph | Engine running | Engine speed (RPM) | Ignition | Key inserted |
| 1                  | 2                      | 3         | 4          | 5                | 6            | 7                   | 8                     | 9                  | 10                  | 11           | 12             | 13                 | 14       | 15           |
| +                  | +                      | +         | +          | +                | +            | +                   | +                     | +                  | +                   | +            | +              | +                  | +        | +            |

| connector 10 pin |                           |                     |                    |                     |               |                   |                   |     |          |
|------------------|---------------------------|---------------------|--------------------|---------------------|---------------|-------------------|-------------------|-----|----------|
| OUT              | IN                        | IN                  | IN                 | IN                  | IN            | IN                | IN                | IN  | IN       |
| Footbrake        | Drivers door opening sim. | Turn off the engine | Turn on the engine | Turn signal control | Trunk release | Opening all doors | Closing all doors | GND | PWR +12V |
| 1                | 2                         | 3                   | 4                  | 5                   | 6             | 7                 | 8                 | 9   | 10       |
| +                | +                         | +                   | +                  | +                   | +             | +                 | +                 | +   | +        |

Attention:

**IVECO STRALIS (EURO 6)**

year: 2013 →

program №: 11151

from: 2019-03-18

| connector 8 pin |        |        |        |        |        |                           |                         |
|-----------------|--------|--------|--------|--------|--------|---------------------------|-------------------------|
| CAN H           | CAN L  | CAN H  | CAN L  | CAN H  | CAN L  | OUT +                     | OUT -                   |
| CAN1-H          | CAN1-L | CAN2-H | CAN2-L | CAN3-H | CAN3-L | Alternative blink control | Alt. contr. centr. lock |
| 1               | 2      | 3      | 4      | 5      | 6      | 7                         | 8                       |
| +               | +      | +      | +      | +      | +      | +                         | +                       |

| connector 15 pin   |                        |           |            |                  |              |                     |                       |                    |                     |              |                |                    |          |              |
|--------------------|------------------------|-----------|------------|------------------|--------------|---------------------|-----------------------|--------------------|---------------------|--------------|----------------|--------------------|----------|--------------|
| OUT                | OUT                    | OUT       | OUT        | OUT              | OUT          | OUT                 | OUT                   | OUT                | OUT                 | OUT          | OUT            | OUT                | OUT      | OUT          |
| Driver door sensor | Passengers door sensor | Trunk lid | Hood sense | Original alarm++ | Arming state | Lock factory remote | Unlock factory remote | Any button pressed | Handbrake / Parking | Speed 10kmph | Engine running | Engine speed (RPM) | Ignition | Key inserted |
| 1                  | 2                      | 3         | 4          | 5                | 6            | 7                   | 8                     | 9                  | 10                  | 11           | 12             | 13                 | 14       | 15           |
| +                  | +                      | +         | +          | +                | +            | +                   | +                     | +                  | +                   | +            | +              | +                  | +        | +            |

| connector 10 pin |                           |                     |                    |                     |               |                   |                   |     |          |
|------------------|---------------------------|---------------------|--------------------|---------------------|---------------|-------------------|-------------------|-----|----------|
| OUT              | IN                        | IN                  | IN                 | IN                  | IN            | IN                | IN                | IN  | IN       |
| Footbrake        | Drivers door opening sim. | Turn off the engine | Turn on the engine | Turn signal control | Trunk release | Opening all doors | Closing all doors | GND | PWR +12V |
| 1                | 2                         | 3                   | 4                  | 5                   | 6             | 7                 | 8                 | 9   | 10       |
| +                | +                         | +                   | +                  | +                   | +             | +                 | +                 | +   | +        |

Attention:

**IVECO STRALIS (EURO 5) CNG**

year: 2013 →

program №: 11151

from: 2019-03-18

| connector 8 pin |        |        |        |        |        |                           |                         |
|-----------------|--------|--------|--------|--------|--------|---------------------------|-------------------------|
| CAN H           | CAN L  | CAN H  | CAN L  | CAN H  | CAN L  | OUT +                     | OUT -                   |
| CAN1-H          | CAN1-L | CAN2-H | CAN2-L | CAN3-H | CAN3-L | Alternative blink control | Alt. contr. centr. lock |
| 1               | 2      | 3      | 4      | 5      | 6      | 7                         | 8                       |
| +               | +      | +      | +      | +      | +      | +                         | +                       |

| connector 15 pin   |                        |           |            |                  |              |                     |                       |                    |                     |              |                |                    |          |              |
|--------------------|------------------------|-----------|------------|------------------|--------------|---------------------|-----------------------|--------------------|---------------------|--------------|----------------|--------------------|----------|--------------|
| OUT                | OUT                    | OUT       | OUT        | OUT              | OUT          | OUT                 | OUT                   | OUT                | OUT                 | OUT          | OUT            | OUT                | OUT      | OUT          |
| Driver door sensor | Passengers door sensor | Trunk lid | Hood sense | Original alarm++ | Arming state | Lock factory remote | Unlock factory remote | Any button pressed | Handbrake / Parking | Speed 10kmph | Engine running | Engine speed (RPM) | Ignition | Key inserted |
| 1                  | 2                      | 3         | 4          | 5                | 6            | 7                   | 8                     | 9                  | 10                  | 11           | 12             | 13                 | 14       | 15           |
| +                  | +                      | +         | +          | +                | +            | +                   | +                     | +                  | +                   | +            | +              | +                  | +        | +            |

| connector 10 pin |                           |                     |                    |                     |               |                   |                   |     |          |
|------------------|---------------------------|---------------------|--------------------|---------------------|---------------|-------------------|-------------------|-----|----------|
| OUT              | IN                        | IN                  | IN                 | IN                  | IN            | IN                | IN                | IN  | IN       |
| Footbrake        | Drivers door opening sim. | Turn off the engine | Turn on the engine | Turn signal control | Trunk release | Opening all doors | Closing all doors | GND | PWR +12V |
| 1                | 2                         | 3                   | 4                  | 5                   | 6             | 7                 | 8                 | 9   | 10       |
| +                | +                         | +                   | +                  | +                   | +             | +                 | +                 | +   | +        |

Attention:

**IVECO STRALIS (EURO 5)**

year: 2012 →

program №: 11151

from: 2019-03-18

| connector 8 pin |        |        |        |        |        |                           |                         |
|-----------------|--------|--------|--------|--------|--------|---------------------------|-------------------------|
| CAN H           | CAN L  | CAN H  | CAN L  | CAN H  | CAN L  | OUT +                     | OUT -                   |
| CAN1-H          | CAN1-L | CAN2-H | CAN2-L | CAN3-H | CAN3-L | Alternative blink control | Alt. contr. centr. lock |
| 1               | 2      | 3      | 4      | 5      | 6      | 7                         | 8                       |
| +               | +      | +      | +      | +      | +      | +                         | +                       |

| connector 15 pin   |                        |           |            |                  |              |                     |                       |                    |                     |              |                |                    |          |              |
|--------------------|------------------------|-----------|------------|------------------|--------------|---------------------|-----------------------|--------------------|---------------------|--------------|----------------|--------------------|----------|--------------|
| OUT                | OUT                    | OUT       | OUT        | OUT              | OUT          | OUT                 | OUT                   | OUT                | OUT                 | OUT          | OUT            | OUT                | OUT      | OUT          |
| Driver door sensor | Passengers door sensor | Trunk lid | Hood sense | Original alarm++ | Arming state | Lock factory remote | Unlock factory remote | Any button pressed | Handbrake / Parking | Speed 10kmph | Engine running | Engine speed (RPM) | Ignition | Key inserted |
| 1                  | 2                      | 3         | 4          | 5                | 6            | 7                   | 8                     | 9                  | 10                  | 11           | 12             | 13                 | 14       | 15           |
| +                  | +                      | +         | +          | +                | +            | +                   | +                     | +                  | +                   | +            | +              | +                  | +        | +            |

| connector 10 pin |                           |                     |                    |                     |               |                   |                   |     |          |
|------------------|---------------------------|---------------------|--------------------|---------------------|---------------|-------------------|-------------------|-----|----------|
| OUT              | IN                        | IN                  | IN                 | IN                  | IN            | IN                | IN                | IN  | IN       |
| Footbrake        | Drivers door opening sim. | Turn off the engine | Turn on the engine | Turn signal control | Trunk release | Opening all doors | Closing all doors | GND | PWR +12V |
| 1                | 2                         | 3                   | 4                  | 5                   | 6             | 7                 | 8                 | 9   | 10       |
| +                | +                         | +                   | +                  | +                   | +             | +                 | +                 | +   | +        |

Attention:

**IVECO STRALIS (EURO 4)**

year: 2006 →

program No: 11151

from: 2019-03-18

| connector 8 pin |        |        |        |        |        |                           |                         |
|-----------------|--------|--------|--------|--------|--------|---------------------------|-------------------------|
| CAN H           | CAN L  | CAN H  | CAN L  | CAN H  | CAN L  | OUT +                     | OUT -                   |
| CAN1-H          | CAN1-L | CAN2-H | CAN2-L | CAN3-H | CAN3-L | Alternative blink control | Alt. contr. centr. lock |
| 1               | 2      | 3      | 4      | 5      | 6      | 7                         | 8                       |
| +               | +      | +      | +      | +      | +      | +                         | +                       |

| connector 15 pin   |                        |           |            |                  |              |                     |                       |                    |                     |              |                |                    |          |              |
|--------------------|------------------------|-----------|------------|------------------|--------------|---------------------|-----------------------|--------------------|---------------------|--------------|----------------|--------------------|----------|--------------|
| OUT                | OUT                    | OUT       | OUT        | OUT              | OUT          | OUT                 | OUT                   | OUT                | OUT                 | OUT          | OUT            | OUT                | OUT      | OUT          |
| Driver door sensor | Passengers door sensor | Trunk lid | Hood sense | Original alarm++ | Arming state | Lock factory remote | Unlock factory remote | Any button pressed | Handbrake / Parking | Speed 10kmph | Engine running | Engine speed (RPM) | Ignition | Key inserted |
| 1                  | 2                      | 3         | 4          | 5                | 6            | 7                   | 8                     | 9                  | 10                  | 11           | 12             | 13                 | 14       | 15           |
| +                  | +                      | +         | +          | +                | +            | +                   | +                     | +                  | +                   | +            | +              | +                  | +        | +            |

| connector 10 pin |                           |                     |                    |                     |               |                   |                   |     |          |
|------------------|---------------------------|---------------------|--------------------|---------------------|---------------|-------------------|-------------------|-----|----------|
| OUT              | IN                        | IN                  | IN                 | IN                  | IN            | IN                | IN                | IN  | IN       |
| Footbrake        | Drivers door opening sim. | Turn off the engine | Turn on the engine | Turn signal control | Trunk release | Opening all doors | Closing all doors | GND | PWR +12V |
| 1                | 2                         | 3                   | 4                  | 5                   | 6             | 7                 | 8                 | 9   | 10       |
| +                | +                         | +                   | +                  | +                   | +             | +                 | +                 | +   | +        |

|                              |
|------------------------------|
| Contr. of factory alarm      |
| Contr.c.lock. when ign.is on |
| Comfort closure              |

Attention:

**IVECO STRALIS (EURO 3)**

year: 2002 →

program No: 11151

from: 2017-09-01

| connector 8 pin |        |        |        |        |        |                           |                         |
|-----------------|--------|--------|--------|--------|--------|---------------------------|-------------------------|
| CAN H           | CAN L  | CAN H  | CAN L  | CAN H  | CAN L  | OUT +                     | OUT -                   |
| CAN1-H          | CAN1-L | CAN2-H | CAN2-L | CAN3-H | CAN3-L | Alternative blink control | Alt. contr. centr. lock |
| 1               | 2      | 3      | 4      | 5      | 6      | 7                         | 8                       |
| +               | +      | +      | +      | +      | +      | +                         | +                       |

| connector 15 pin   |                        |           |            |                  |              |                     |                       |                    |                     |              |                |                    |          |              |
|--------------------|------------------------|-----------|------------|------------------|--------------|---------------------|-----------------------|--------------------|---------------------|--------------|----------------|--------------------|----------|--------------|
| OUT                | OUT                    | OUT       | OUT        | OUT              | OUT          | OUT                 | OUT                   | OUT                | OUT                 | OUT          | OUT            | OUT                | OUT      | OUT          |
| Driver door sensor | Passengers door sensor | Trunk lid | Hood sense | Original alarm++ | Arming state | Lock factory remote | Unlock factory remote | Any button pressed | Handbrake / Parking | Speed 10kmph | Engine running | Engine speed (RPM) | Ignition | Key inserted |
| 1                  | 2                      | 3         | 4          | 5                | 6            | 7                   | 8                     | 9                  | 10                  | 11           | 12             | 13                 | 14       | 15           |
| +                  | +                      | +         | +          | +                | +            | +                   | +                     | +                  | +                   | +            | +              | +                  | +        | +            |

| connector 10 pin |                           |                     |                    |                     |               |                   |                   |     |          |
|------------------|---------------------------|---------------------|--------------------|---------------------|---------------|-------------------|-------------------|-----|----------|
| OUT              | IN                        | IN                  | IN                 | IN                  | IN            | IN                | IN                | IN  | IN       |
| Footbrake        | Drivers door opening sim. | Turn off the engine | Turn on the engine | Turn signal control | Trunk release | Opening all doors | Closing all doors | GND | PWR +12V |
| 1                | 2                         | 3                   | 4                  | 5                   | 6             | 7                 | 8                 | 9   | 10       |
| +                | +                         | +                   | +                  | +                   | +             | +                 | +                 | +   | +        |

|                              |
|------------------------------|
| Contr. of factory alarm      |
| Contr.c.lock. when ign.is on |
| Comfort closure              |

Attention:

**JAC J7**

year: 2020 →

with and without Keyless System

program No: 14438

from: 2023-03-07

| connector 8 pin |        |        |        |        |        |                           |                         |
|-----------------|--------|--------|--------|--------|--------|---------------------------|-------------------------|
| CAN H           | CAN L  | CAN H  | CAN L  | CAN H  | CAN L  | OUT +                     | OUT -                   |
| CAN1-H          | CAN1-L | CAN2-H | CAN2-L | CAN3-H | CAN3-L | Alternative blink control | Alt. contr. centr. lock |
| 1               | 2      | 3      | 4      | 5      | 6      | 7                         | 8                       |
| +               | +      | +      | +      | +      | +      | +                         | +                       |

| connector 15 pin   |                        |           |            |                  |              |                     |                       |                    |                     |              |                |                    |          |              |
|--------------------|------------------------|-----------|------------|------------------|--------------|---------------------|-----------------------|--------------------|---------------------|--------------|----------------|--------------------|----------|--------------|
| OUT                | OUT                    | OUT       | OUT        | OUT              | OUT          | OUT                 | OUT                   | OUT                | OUT                 | OUT          | OUT            | OUT                | OUT      | OUT          |
| Driver door sensor | Passengers door sensor | Trunk lid | Hood sense | Original alarm++ | Arming state | Lock factory remote | Unlock factory remote | Any button pressed | Handbrake / Parking | Speed 10kmph | Engine running | Engine speed (RPM) | Ignition | Key inserted |
| 1                  | 2                      | 3         | 4          | 5                | 6            | 7                   | 8                     | 9                  | 10                  | 11           | 12             | 13                 | 14       | 15           |
| +                  | +                      | +         | +          | +                | +            | +                   | +                     | +                  | +                   | +            | +              | +                  | +        | +            |

| connector 10 pin |                           |                     |                    |                     |               |                   |                   |     |          |
|------------------|---------------------------|---------------------|--------------------|---------------------|---------------|-------------------|-------------------|-----|----------|
| OUT              | IN                        | IN                  | IN                 | IN                  | IN            | IN                | IN                | IN  | IN       |
| Footbrake        | Drivers door opening sim. | Turn off the engine | Turn on the engine | Turn signal control | Trunk release | Opening all doors | Closing all doors | GND | PWR +12V |
| 1                | 2                         | 3                   | 4                  | 5                   | 6             | 7                 | 8                 | 9   | 10       |
| +                | +                         | +                   | +                  | +                   | +             | +                 | +                 | +   | +        |

|                              |
|------------------------------|
| Contr. of factory alarm      |
| Contr.c.lock. when ign.is on |
| Comfort closure              |

Attention:

**JAC S3**

year: 2019 →

program No: 14644

from: 2023-03-16

| connector 8 pin |        |        |        |        |        |                           |                         |
|-----------------|--------|--------|--------|--------|--------|---------------------------|-------------------------|
| CAN H           | CAN L  | CAN H  | CAN L  | CAN H  | CAN L  | OUT +                     | OUT -                   |
| CAN1-H          | CAN1-L | CAN2-H | CAN2-L | CAN3-H | CAN3-L | Alternative blink control | Alt. contr. centr. lock |
| 1               | 2      | 3      | 4      | 5      | 6      | 7                         | 8                       |
| +               | +      | +      | +      | +      | +      | +                         | +                       |

| connector 15 pin   |                        |           |            |                  |              |                     |                       |                    |                     |              |                |                    |          |              |
|--------------------|------------------------|-----------|------------|------------------|--------------|---------------------|-----------------------|--------------------|---------------------|--------------|----------------|--------------------|----------|--------------|
| OUT                | OUT                    | OUT       | OUT        | OUT              | OUT          | OUT                 | OUT                   | OUT                | OUT                 | OUT          | OUT            | OUT                | OUT      | OUT          |
| Driver door sensor | Passengers door sensor | Trunk lid | Hood sense | Original alarm++ | Arming state | Lock factory remote | Unlock factory remote | Any button pressed | Handbrake / Parking | Speed 10kmph | Engine running | Engine speed (RPM) | Ignition | Key inserted |
| 1                  | 2                      | 3         | 4          | 5                | 6            | 7                   | 8                     | 9                  | 10                  | 11           | 12             | 13                 | 14       | 15           |
| +                  | +                      | +         | +          | +                | +            | +                   | +                     | +                  | +                   | +            | +              | +                  | +        | +            |

| connector 10 pin |                           |                     |                    |                     |               |                   |                   |     |          |
|------------------|---------------------------|---------------------|--------------------|---------------------|---------------|-------------------|-------------------|-----|----------|
| OUT              | IN                        | IN                  | IN                 | IN                  | IN            | IN                | IN                | IN  | IN       |
| Footbrake        | Drivers door opening sim. | Turn off the engine | Turn on the engine | Turn signal control | Trunk release | Opening all doors | Closing all doors | GND | PWR +12V |
| 1                | 2                         | 3                   | 4                  | 5                   | 6             | 7                 | 8                 | 9   | 10       |
| +                | +                         | +                   | +                  | +                   | +             | +                 | +                 | +   | +        |

|                              |
|------------------------------|
| Contr. of factory alarm      |
| Contr.c.lock. when ign.is on |
| Comfort closure              |

Attention:

**JAC S3**

year: 2017 →

without Keyless System

program No: 12551

from: 2018-12-10

| connector 8 pin |        |        |        |        |        |                           |                         |
|-----------------|--------|--------|--------|--------|--------|---------------------------|-------------------------|
| CAN H           | CAN L  | CAN H  | CAN L  | CAN H  | CAN L  | OUT +                     | OUT -                   |
| CAN1-H          | CAN1-L | CAN2-H | CAN2-L | CAN3-H | CAN3-L | Alternative blink control | Alt. contr. centr. lock |
| 1               | 2      | 3      | 4      | 5      | 6      | 7                         | 8                       |
| +               | +      | +      | +      | +      | +      | +                         | +                       |

| connector 15 pin   |                        |           |            |                  |              |                     |                       |                    |                     |              |                |                    |          |              |
|--------------------|------------------------|-----------|------------|------------------|--------------|---------------------|-----------------------|--------------------|---------------------|--------------|----------------|--------------------|----------|--------------|
| OUT                | OUT                    | OUT       | OUT        | OUT              | OUT          | OUT                 | OUT                   | OUT                | OUT                 | OUT          | OUT            | OUT                | OUT      | OUT          |
| Driver door sensor | Passengers door sensor | Trunk lid | Hood sense | Original alarm++ | Arming state | Lock factory remote | Unlock factory remote | Any button pressed | Handbrake / Parking | Speed 10kmph | Engine running | Engine speed (RPM) | Ignition | Key inserted |
| 1                  | 2                      | 3         | 4          | 5                | 6            | 7                   | 8                     | 9                  | 10                  | 11           | 12             | 13                 | 14       | 15           |
| +                  | +                      | +         | +          | +                | +            | +                   | +                     | +                  | +                   | +            | +              | +                  | +        | +            |

| connector 10 pin |                           |                     |                    |                     |               |                   |                   |     |          |
|------------------|---------------------------|---------------------|--------------------|---------------------|---------------|-------------------|-------------------|-----|----------|
| OUT              | IN                        | IN                  | IN                 | IN                  | IN            | IN                | IN                | IN  | IN       |
| Footbrake        | Drivers door opening sim. | Turn off the engine | Turn on the engine | Turn signal control | Trunk release | Opening all doors | Closing all doors | GND | PWR +12V |
| 1                | 2                         | 3                   | 4                  | 5                   | 6             | 7                 | 8                 | 9   | 10       |
| +                | +                         | +                   | +                  | +                   | +             | +                 | +                 | +   | +        |

|                              |
|------------------------------|
| Contr. of factory alarm      |
| Contr.c.lock. when ign.is on |
| Comfort closure              |

Attention:

Switches



| JAC T8          |        |        |        |        |        |       |       |       |       | year: 2018 →       |                        |                  |            |                  |              |                     |                       |                    |                     | with and without Keyless System |                |                    |          |                  |           |                           |                     |                    |                     | program No: 14938 |                   |                   |     |          |    |    |                         |                              |                 | from: 2023-10-12 |  |  |  |  |  |  |  |  |  |
|-----------------|--------|--------|--------|--------|--------|-------|-------|-------|-------|--------------------|------------------------|------------------|------------|------------------|--------------|---------------------|-----------------------|--------------------|---------------------|---------------------------------|----------------|--------------------|----------|------------------|-----------|---------------------------|---------------------|--------------------|---------------------|-------------------|-------------------|-------------------|-----|----------|----|----|-------------------------|------------------------------|-----------------|------------------|--|--|--|--|--|--|--|--|--|
| connector 8 pin |        |        |        |        |        |       |       | OUT + |       | OUT -              |                        | connector 15 pin |            |                  |              |                     |                       |                    |                     | OUT +                           |                | OUT -              |          | connector 10 pin |           |                           |                     |                    |                     |                   |                   | OUT +             |     | OUT -    |    |    |                         |                              |                 |                  |  |  |  |  |  |  |  |  |  |
| CAN H           | CAN L  | CAN H  | CAN L  | CAN H  | CAN L  | CAN L | CAN L | OUT + | OUT - | OUT                | OUT                    | OUT              | OUT        | OUT              | OUT          | OUT                 | OUT                   | OUT +              | OUT -               | OUT                             | IN             | IN                 | IN       | IN               | IN        | IN                        | IN                  | OUT +              | OUT -               | OUT               | IN                | IN                | IN  | IN       | IN | IN | IN                      |                              |                 |                  |  |  |  |  |  |  |  |  |  |
| CAN1-H          | CAN1-L | CAN2-H | CAN2-L | CAN3-H | CAN3-L |       |       |       |       | Driver door sensor | Passengers door sensor | Trunk lid        | Hood sense | Original alarm++ | Arming state | Lock factory remote | Unlock factory remote | Any button pressed | Handbrake / Parking | Speed 10kmph                    | Engine running | Engine speed (RPM) | Ignition | Key inserted     | Footbrake | Drivers door opening sim. | Turn off the engine | Turn on the engine | Turn signal control | Trunk release     | Opening all doors | Closing all doors | GND | PWR +12V |    |    | Contr. of factory alarm | Contr.c.lock. when ign.is on | Comfort closure |                  |  |  |  |  |  |  |  |  |  |
| 1               | 2      | 3      | 4      | 5      | 6      | 7     | 8     | +     | -     | 1                  | 2                      | 3                | 4          | 5                | 6            | 7                   | 8                     | 9                  | 10                  | 11                              | 12             | 13                 | 14       | 15               | 1         | 2                         | 3                   | 4                  | 5                   | 6                 | 7                 | 8                 | 9   | 10       |    |    |                         |                              |                 |                  |  |  |  |  |  |  |  |  |  |

Attention:

Switches

| JAGUAR E-PACE (X540) |        |        |        |        |        |       |       |       |       | year: 2021 →       |                        |                  |            |                  |              |                     |                       |                    |                     | with and without Keyless System |                |                    |          |                  |           |                           |                     |                    |                     | program No: 13791 |                   |                   |     |          |    |    |                         |                              |                 | from: 2023-03-28 |  |  |  |  |  |  |  |  |  |
|----------------------|--------|--------|--------|--------|--------|-------|-------|-------|-------|--------------------|------------------------|------------------|------------|------------------|--------------|---------------------|-----------------------|--------------------|---------------------|---------------------------------|----------------|--------------------|----------|------------------|-----------|---------------------------|---------------------|--------------------|---------------------|-------------------|-------------------|-------------------|-----|----------|----|----|-------------------------|------------------------------|-----------------|------------------|--|--|--|--|--|--|--|--|--|
| connector 8 pin      |        |        |        |        |        |       |       | OUT + |       | OUT -              |                        | connector 15 pin |            |                  |              |                     |                       |                    |                     | OUT +                           |                | OUT -              |          | connector 10 pin |           |                           |                     |                    |                     |                   |                   | OUT +             |     | OUT -    |    |    |                         |                              |                 |                  |  |  |  |  |  |  |  |  |  |
| CAN H                | CAN L  | CAN H  | CAN L  | CAN H  | CAN L  | CAN L | CAN L | OUT + | OUT - | OUT                | OUT                    | OUT              | OUT        | OUT              | OUT          | OUT                 | OUT                   | OUT +              | OUT -               | OUT                             | IN             | IN                 | IN       | IN               | IN        | IN                        | IN                  | OUT +              | OUT -               | OUT               | IN                | IN                | IN  | IN       | IN | IN | IN                      |                              |                 |                  |  |  |  |  |  |  |  |  |  |
| CAN1-H               | CAN1-L | CAN2-H | CAN2-L | CAN3-H | CAN3-L |       |       |       |       | Driver door sensor | Passengers door sensor | Trunk lid        | Hood sense | Original alarm++ | Arming state | Lock factory remote | Unlock factory remote | Any button pressed | Handbrake / Parking | Speed 10kmph                    | Engine running | Engine speed (RPM) | Ignition | Key inserted     | Footbrake | Drivers door opening sim. | Turn off the engine | Turn on the engine | Turn signal control | Trunk release     | Opening all doors | Closing all doors | GND | PWR +12V |    |    | Contr. of factory alarm | Contr.c.lock. when ign.is on | Comfort closure |                  |  |  |  |  |  |  |  |  |  |
| 1                    | 2      | 3      | 4      | 5      | 6      | 7     | 8     | +     | -     | 1                  | 2                      | 3                | 4          | 5                | 6            | 7                   | 8                     | 9                  | 10                  | 11                              | 12             | 13                 | 14       | 15               | 1         | 2                         | 3                   | 4                  | 5                   | 6                 | 7                 | 8                 | 9   | 10       |    |    |                         |                              |                 |                  |  |  |  |  |  |  |  |  |  |

Attention:

Switches

| JAGUAR E-PACE (X540) (Hybrid) (Plug-in) |        |        |        |        |        |       |       |       |       | year: 2021 →       |                        |                  |            |                  |              |                     |                       |                    |                     | with and without Keyless System |                |                    |          |                  |           |                           |                     |                    |                     | program No: 14667 |                   |                   |     |          |    |    |                         |                              |                 | from: 2023-03-28 |  |  |  |  |  |  |  |  |  |
|-----------------------------------------|--------|--------|--------|--------|--------|-------|-------|-------|-------|--------------------|------------------------|------------------|------------|------------------|--------------|---------------------|-----------------------|--------------------|---------------------|---------------------------------|----------------|--------------------|----------|------------------|-----------|---------------------------|---------------------|--------------------|---------------------|-------------------|-------------------|-------------------|-----|----------|----|----|-------------------------|------------------------------|-----------------|------------------|--|--|--|--|--|--|--|--|--|
| connector 8 pin                         |        |        |        |        |        |       |       | OUT + |       | OUT -              |                        | connector 15 pin |            |                  |              |                     |                       |                    |                     | OUT +                           |                | OUT -              |          | connector 10 pin |           |                           |                     |                    |                     |                   |                   | OUT +             |     | OUT -    |    |    |                         |                              |                 |                  |  |  |  |  |  |  |  |  |  |
| CAN H                                   | CAN L  | CAN H  | CAN L  | CAN H  | CAN L  | CAN L | CAN L | OUT + | OUT - | OUT                | OUT                    | OUT              | OUT        | OUT              | OUT          | OUT                 | OUT                   | OUT +              | OUT -               | OUT                             | IN             | IN                 | IN       | IN               | IN        | IN                        | IN                  | OUT +              | OUT -               | OUT               | IN                | IN                | IN  | IN       | IN | IN | IN                      |                              |                 |                  |  |  |  |  |  |  |  |  |  |
| CAN1-H                                  | CAN1-L | CAN2-H | CAN2-L | CAN3-H | CAN3-L |       |       |       |       | Driver door sensor | Passengers door sensor | Trunk lid        | Hood sense | Original alarm++ | Arming state | Lock factory remote | Unlock factory remote | Any button pressed | Handbrake / Parking | Speed 10kmph                    | Engine running | Engine speed (RPM) | Ignition | Key inserted     | Footbrake | Drivers door opening sim. | Turn off the engine | Turn on the engine | Turn signal control | Trunk release     | Opening all doors | Closing all doors | GND | PWR +12V |    |    | Contr. of factory alarm | Contr.c.lock. when ign.is on | Comfort closure |                  |  |  |  |  |  |  |  |  |  |
| 1                                       | 2      | 3      | 4      | 5      | 6      | 7     | 8     | +     | -     | 1                  | 2                      | 3                | 4          | 5                | 6            | 7                   | 8                     | 9                  | 10                  | 11                              | 12             | 13                 | 14       | 15               | 1         | 2                         | 3                   | 4                  | 5                   | 6                 | 7                 | 8                 | 9   | 10       |    |    |                         |                              |                 |                  |  |  |  |  |  |  |  |  |  |

Attention:

Switches

| JAGUAR E-PACE (X540) |        |        |        |        |        |       |       |       |       | year: 2018 →       |                        |                  |            |                  |              |                     |                       |                    |                     | with and without Keyless System |                |                    |          |                  |           |                           |                     |                    |                     | program No: 12885 |                   |                   |     |          |    |    |                         |                              |                 | from: 2021-12-10 |  |  |  |  |  |  |  |  |  |
|----------------------|--------|--------|--------|--------|--------|-------|-------|-------|-------|--------------------|------------------------|------------------|------------|------------------|--------------|---------------------|-----------------------|--------------------|---------------------|---------------------------------|----------------|--------------------|----------|------------------|-----------|---------------------------|---------------------|--------------------|---------------------|-------------------|-------------------|-------------------|-----|----------|----|----|-------------------------|------------------------------|-----------------|------------------|--|--|--|--|--|--|--|--|--|
| connector 8 pin      |        |        |        |        |        |       |       | OUT + |       | OUT -              |                        | connector 15 pin |            |                  |              |                     |                       |                    |                     | OUT +                           |                | OUT -              |          | connector 10 pin |           |                           |                     |                    |                     |                   |                   | OUT +             |     | OUT -    |    |    |                         |                              |                 |                  |  |  |  |  |  |  |  |  |  |
| CAN H                | CAN L  | CAN H  | CAN L  | CAN H  | CAN L  | CAN L | CAN L | OUT + | OUT - | OUT                | OUT                    | OUT              | OUT        | OUT              | OUT          | OUT                 | OUT                   | OUT +              | OUT -               | OUT                             | IN             | IN                 | IN       | IN               | IN        | IN                        | IN                  | OUT +              | OUT -               | OUT               | IN                | IN                | IN  | IN       | IN | IN | IN                      |                              |                 |                  |  |  |  |  |  |  |  |  |  |
| CAN1-H               | CAN1-L | CAN2-H | CAN2-L | CAN3-H | CAN3-L |       |       |       |       | Driver door sensor | Passengers door sensor | Trunk lid        | Hood sense | Original alarm++ | Arming state | Lock factory remote | Unlock factory remote | Any button pressed | Handbrake / Parking | Speed 10kmph                    | Engine running | Engine speed (RPM) | Ignition | Key inserted     | Footbrake | Drivers door opening sim. | Turn off the engine | Turn on the engine | Turn signal control | Trunk release     | Opening all doors | Closing all doors | GND | PWR +12V |    |    | Contr. of factory alarm | Contr.c.lock. when ign.is on | Comfort closure |                  |  |  |  |  |  |  |  |  |  |
| 1                    | 2      | 3      | 4      | 5      | 6      | 7     | 8     | +     | -     | 1                  | 2                      | 3                | 4          | 5                | 6            | 7                   | 8                     | 9                  | 10                  | 11                              | 12             | 13                 | 14       | 15               | 1         | 2                         | 3                   | 4                  | 5                   | 6                 | 7                 | 8                 | 9   | 10       |    |    |                         |                              |                 |                  |  |  |  |  |  |  |  |  |  |

Attention:

Switches

| JAGUAR F-PACE (X761) (Hybrid) (Plug-in) |        |        |        |        |        |       |       |       |       | year: 2021 →       |                        |                  |            |                  |              |                     |                       |                    |                     | with and without Keyless System |                |                    |          |                  |           |                           |                     |                    |                     | program No: 13796 |                   |                   |     |          |    |    |                         |                              |                 | from: 2023-03-28 |  |  |  |  |  |  |  |  |  |
|-----------------------------------------|--------|--------|--------|--------|--------|-------|-------|-------|-------|--------------------|------------------------|------------------|------------|------------------|--------------|---------------------|-----------------------|--------------------|---------------------|---------------------------------|----------------|--------------------|----------|------------------|-----------|---------------------------|---------------------|--------------------|---------------------|-------------------|-------------------|-------------------|-----|----------|----|----|-------------------------|------------------------------|-----------------|------------------|--|--|--|--|--|--|--|--|--|
| connector 8 pin                         |        |        |        |        |        |       |       | OUT + |       | OUT -              |                        | connector 15 pin |            |                  |              |                     |                       |                    |                     | OUT +                           |                | OUT -              |          | connector 10 pin |           |                           |                     |                    |                     |                   |                   | OUT +             |     | OUT -    |    |    |                         |                              |                 |                  |  |  |  |  |  |  |  |  |  |
| CAN H                                   | CAN L  | CAN H  | CAN L  | CAN H  | CAN L  | CAN L | CAN L | OUT + | OUT - | OUT                | OUT                    | OUT              | OUT        | OUT              | OUT          | OUT                 | OUT                   | OUT +              | OUT -               | OUT                             | IN             | IN                 | IN       | IN               | IN        | IN                        | IN                  | OUT +              | OUT -               | OUT               | IN                | IN                | IN  | IN       | IN | IN | IN                      |                              |                 |                  |  |  |  |  |  |  |  |  |  |
| CAN1-H                                  | CAN1-L | CAN2-H | CAN2-L | CAN3-H | CAN3-L |       |       |       |       | Driver door sensor | Passengers door sensor | Trunk lid        | Hood sense | Original alarm++ | Arming state | Lock factory remote | Unlock factory remote | Any button pressed | Handbrake / Parking | Speed 10kmph                    | Engine running | Engine speed (RPM) | Ignition | Key inserted     | Footbrake | Drivers door opening sim. | Turn off the engine | Turn on the engine | Turn signal control | Trunk release     | Opening all doors | Closing all doors | GND | PWR +12V |    |    | Contr. of factory alarm | Contr.c.lock. when ign.is on | Comfort closure |                  |  |  |  |  |  |  |  |  |  |
| 1                                       | 2      | 3      | 4      | 5      | 6      | 7     | 8     | +     | -     | 1                  | 2                      | 3                | 4          | 5                | 6            | 7                   | 8                     | 9                  | 10                  | 11                              | 12             | 13                 | 14       | 15               | 1         | 2                         | 3                   | 4                  | 5                   | 6                 | 7                 | 8                 | 9   | 10       |    |    |                         |                              |                 |                  |  |  |  |  |  |  |  |  |  |

Attention:

Switches

**JAGUAR F-PACE (X761)**

year: 2021 →

with and without Keyless System

program №: 13789

from: 2023-03-28

| connector 8 pin |        |        |        |        |        |                           |                         |
|-----------------|--------|--------|--------|--------|--------|---------------------------|-------------------------|
| CAN H           | CAN L  | CAN H  | CAN L  | CAN H  | CAN L  | OUT +                     | OUT -                   |
| CAN1-H          | CAN1-L | CAN2-H | CAN2-L | CAN3-H | CAN3-L | Alternative blink control | Alt. contr. centr. lock |
| 1               | 2      | 3      | 4      | 5      | 6      | 7                         | 8                       |
| +               | +      | +      | +      | +      | +      | +                         | +                       |

| connector 15 pin   |                        |           |            |                  |              |                     |                       |                    |                     |              |                |                    |          |              |
|--------------------|------------------------|-----------|------------|------------------|--------------|---------------------|-----------------------|--------------------|---------------------|--------------|----------------|--------------------|----------|--------------|
| OUT                | OUT                    | OUT       | OUT        | OUT              | OUT          | OUT                 | OUT                   | OUT                | OUT                 | OUT          | OUT            | OUT                | OUT      | OUT          |
| Driver door sensor | Passengers door sensor | Trunk lid | Hood sense | Original alarm++ | Arming state | Lock factory remote | Unlock factory remote | Any button pressed | Handbrake / Parking | Speed 10kmph | Engine running | Engine speed (RPM) | Ignition | Key inserted |
| 1                  | 2                      | 3         | 4          | 5                | 6            | 7                   | 8                     | 9                  | 10                  | 11           | 12             | 13                 | 14       | 15           |
| +                  | +                      | +         | +          | +                | +            | +                   | +                     | +                  | +                   | +            | +              | +                  | +        | +            |

| connector 10 pin |                           |                     |                    |                     |               |                   |                   |     |          |
|------------------|---------------------------|---------------------|--------------------|---------------------|---------------|-------------------|-------------------|-----|----------|
| OUT              | IN                        | IN                  | IN                 | IN                  | IN            | IN                | IN                | IN  | IN       |
| Footbrake        | Drivers door opening sim. | Turn off the engine | Turn on the engine | Turn signal control | Trunk release | Opening all doors | Closing all doors | GND | PWR +12V |
| 1                | 2                         | 3                   | 4                  | 5                   | 6             | 7                 | 8                 | 9   | 10       |
| +                | +                         | +                   | +                  | +                   | +             | +                 | +                 | +   | +        |

|                              |
|------------------------------|
| Contr. of factory alarm      |
| Contr.c.lock. when ign.is on |
| Comfort closure              |

Attention:

Switches

**JAGUAR F-PACE (X761)**

year: 2019 →

with and without Keyless System

program №: 12884

from: 2020-07-15

| connector 8 pin |        |        |        |        |        |                           |                         |
|-----------------|--------|--------|--------|--------|--------|---------------------------|-------------------------|
| CAN H           | CAN L  | CAN H  | CAN L  | CAN H  | CAN L  | OUT +                     | OUT -                   |
| CAN1-H          | CAN1-L | CAN2-H | CAN2-L | CAN3-H | CAN3-L | Alternative blink control | Alt. contr. centr. lock |
| 1               | 2      | 3      | 4      | 5      | 6      | 7                         | 8                       |
| +               | +      | +      | +      | +      | +      | +                         | +                       |

| connector 15 pin   |                        |           |            |                  |              |                     |                       |                    |                     |              |                |                    |          |              |
|--------------------|------------------------|-----------|------------|------------------|--------------|---------------------|-----------------------|--------------------|---------------------|--------------|----------------|--------------------|----------|--------------|
| OUT                | OUT                    | OUT       | OUT        | OUT              | OUT          | OUT                 | OUT                   | OUT                | OUT                 | OUT          | OUT            | OUT                | OUT      | OUT          |
| Driver door sensor | Passengers door sensor | Trunk lid | Hood sense | Original alarm++ | Arming state | Lock factory remote | Unlock factory remote | Any button pressed | Handbrake / Parking | Speed 10kmph | Engine running | Engine speed (RPM) | Ignition | Key inserted |
| 1                  | 2                      | 3         | 4          | 5                | 6            | 7                   | 8                     | 9                  | 10                  | 11           | 12             | 13                 | 14       | 15           |
| +                  | +                      | +         | +          | +                | +            | +                   | +                     | +                  | +                   | +            | +              | +                  | +        | +            |

| connector 10 pin |                           |                     |                    |                     |               |                   |                   |     |          |
|------------------|---------------------------|---------------------|--------------------|---------------------|---------------|-------------------|-------------------|-----|----------|
| OUT              | IN                        | IN                  | IN                 | IN                  | IN            | IN                | IN                | IN  | IN       |
| Footbrake        | Drivers door opening sim. | Turn off the engine | Turn on the engine | Turn signal control | Trunk release | Opening all doors | Closing all doors | GND | PWR +12V |
| 1                | 2                         | 3                   | 4                  | 5                   | 6             | 7                 | 8                 | 9   | 10       |
| +                | +                         | +                   | +                  | +                   | +             | +                 | +                 | +   | +        |

|                              |
|------------------------------|
| Contr. of factory alarm      |
| Contr.c.lock. when ign.is on |
| Comfort closure              |

Attention:

Switches

**JAGUAR F-PACE (X761)**

year: 2016 →

with and without Keyless System

program №: 12857

from: 2021-12-10

| connector 8 pin |        |        |        |        |        |                           |                         |
|-----------------|--------|--------|--------|--------|--------|---------------------------|-------------------------|
| CAN H           | CAN L  | CAN H  | CAN L  | CAN H  | CAN L  | OUT +                     | OUT -                   |
| CAN1-H          | CAN1-L | CAN2-H | CAN2-L | CAN3-H | CAN3-L | Alternative blink control | Alt. contr. centr. lock |
| 1               | 2      | 3      | 4      | 5      | 6      | 7                         | 8                       |
| +               | +      | +      | +      | +      | +      | +                         | +                       |

| connector 15 pin   |                        |           |            |                  |              |                     |                       |                    |                     |              |                |                    |          |              |
|--------------------|------------------------|-----------|------------|------------------|--------------|---------------------|-----------------------|--------------------|---------------------|--------------|----------------|--------------------|----------|--------------|
| OUT                | OUT                    | OUT       | OUT        | OUT              | OUT          | OUT                 | OUT                   | OUT                | OUT                 | OUT          | OUT            | OUT                | OUT      | OUT          |
| Driver door sensor | Passengers door sensor | Trunk lid | Hood sense | Original alarm++ | Arming state | Lock factory remote | Unlock factory remote | Any button pressed | Handbrake / Parking | Speed 10kmph | Engine running | Engine speed (RPM) | Ignition | Key inserted |
| 1                  | 2                      | 3         | 4          | 5                | 6            | 7                   | 8                     | 9                  | 10                  | 11           | 12             | 13                 | 14       | 15           |
| +                  | +                      | +         | +          | +                | +            | +                   | +                     | +                  | +                   | +            | +              | +                  | +        | +            |

| connector 10 pin |                           |                     |                    |                     |               |                   |                   |     |          |
|------------------|---------------------------|---------------------|--------------------|---------------------|---------------|-------------------|-------------------|-----|----------|
| OUT              | IN                        | IN                  | IN                 | IN                  | IN            | IN                | IN                | IN  | IN       |
| Footbrake        | Drivers door opening sim. | Turn off the engine | Turn on the engine | Turn signal control | Trunk release | Opening all doors | Closing all doors | GND | PWR +12V |
| 1                | 2                         | 3                   | 4                  | 5                   | 6             | 7                 | 8                 | 9   | 10       |
| +                | +                         | +                   | +                  | +                   | +             | +                 | +                 | +   | +        |

|                              |
|------------------------------|
| Contr. of factory alarm      |
| Contr.c.lock. when ign.is on |
| Comfort closure              |

Attention:

Switches

**JAGUAR F-TYPE (X152)**

year: 2017 →

with and without Keyless System

program №: 12777

from: 2023-02-08

| connector 8 pin |        |        |        |        |        |                           |                         |
|-----------------|--------|--------|--------|--------|--------|---------------------------|-------------------------|
| CAN H           | CAN L  | CAN H  | CAN L  | CAN H  | CAN L  | OUT +                     | OUT -                   |
| CAN1-H          | CAN1-L | CAN2-H | CAN2-L | CAN3-H | CAN3-L | Alternative blink control | Alt. contr. centr. lock |
| 1               | 2      | 3      | 4      | 5      | 6      | 7                         | 8                       |
| +               | +      | +      | +      | +      | +      | +                         | +                       |

| connector 15 pin   |                        |           |            |                  |              |                     |                       |                    |                     |              |                |                    |          |              |
|--------------------|------------------------|-----------|------------|------------------|--------------|---------------------|-----------------------|--------------------|---------------------|--------------|----------------|--------------------|----------|--------------|
| OUT                | OUT                    | OUT       | OUT        | OUT              | OUT          | OUT                 | OUT                   | OUT                | OUT                 | OUT          | OUT            | OUT                | OUT      | OUT          |
| Driver door sensor | Passengers door sensor | Trunk lid | Hood sense | Original alarm++ | Arming state | Lock factory remote | Unlock factory remote | Any button pressed | Handbrake / Parking | Speed 10kmph | Engine running | Engine speed (RPM) | Ignition | Key inserted |
| 1                  | 2                      | 3         | 4          | 5                | 6            | 7                   | 8                     | 9                  | 10                  | 11           | 12             | 13                 | 14       | 15           |
| +                  | +                      | +         | +          | +                | +            | +                   | +                     | +                  | +                   | +            | +              | +                  | +        | +            |

| connector 10 pin |                           |                     |                    |                     |               |                   |                   |     |          |
|------------------|---------------------------|---------------------|--------------------|---------------------|---------------|-------------------|-------------------|-----|----------|
| OUT              | IN                        | IN                  | IN                 | IN                  | IN            | IN                | IN                | IN  | IN       |
| Footbrake        | Drivers door opening sim. | Turn off the engine | Turn on the engine | Turn signal control | Trunk release | Opening all doors | Closing all doors | GND | PWR +12V |
| 1                | 2                         | 3                   | 4                  | 5                   | 6             | 7                 | 8                 | 9   | 10       |
| +                | +                         | +                   | +                  | +                   | +             | +                 | +                 | +   | +        |

|                              |
|------------------------------|
| Contr. of factory alarm      |
| Contr.c.lock. when ign.is on |
| Comfort closure              |

Attention:

Switches

**JAGUAR F-TYPE (X152)**

year: 2013 →

with and without Keyless System

program №: 11233

from: 2019-11-19

| connector 8 pin |        |        |        |        |        |                           |                         |
|-----------------|--------|--------|--------|--------|--------|---------------------------|-------------------------|
| CAN H           | CAN L  | CAN H  | CAN L  | CAN H  | CAN L  | OUT +                     | OUT -                   |
| CAN1-H          | CAN1-L | CAN2-H | CAN2-L | CAN3-H | CAN3-L | Alternative blink control | Alt. contr. centr. lock |
| 1               | 2      | 3      | 4      | 5      | 6      | 7                         | 8                       |
| +               | +      | +      | +      | +      | +      | +                         | +                       |

| connector 15 pin   |                        |           |            |                  |              |                     |                       |                    |                     |              |                |                    |          |              |
|--------------------|------------------------|-----------|------------|------------------|--------------|---------------------|-----------------------|--------------------|---------------------|--------------|----------------|--------------------|----------|--------------|
| OUT                | OUT                    | OUT       | OUT        | OUT              | OUT          | OUT                 | OUT                   | OUT                | OUT                 | OUT          | OUT            | OUT                | OUT      | OUT          |
| Driver door sensor | Passengers door sensor | Trunk lid | Hood sense | Original alarm++ | Arming state | Lock factory remote | Unlock factory remote | Any button pressed | Handbrake / Parking | Speed 10kmph | Engine running | Engine speed (RPM) | Ignition | Key inserted |
| 1                  | 2                      | 3         | 4          | 5                | 6            | 7                   | 8                     | 9                  | 10                  | 11           | 12             | 13                 | 14       | 15           |
| +                  | +                      | +         | +          | +                | +            | +                   | +                     | +                  | +                   | +            | +              | +                  | +        | +            |

| connector 10 pin |                           |                     |                    |                     |               |                   |                   |     |          |
|------------------|---------------------------|---------------------|--------------------|---------------------|---------------|-------------------|-------------------|-----|----------|
| OUT              | IN                        | IN                  | IN                 | IN                  | IN            | IN                | IN                | IN  | IN       |
| Footbrake        | Drivers door opening sim. | Turn off the engine | Turn on the engine | Turn signal control | Trunk release | Opening all doors | Closing all doors | GND | PWR +12V |
| 1                | 2                         | 3                   | 4                  | 5                   | 6             | 7                 | 8                 | 9   | 10       |
| +                | +                         | +                   | +                  | +                   | +             | +                 | +                 | +   | +        |

|                              |
|------------------------------|
| Contr. of factory alarm      |
| Contr.c.lock. when ign.is on |
| Comfort closure              |

Attention:

Switches

| JAGUAR I-PACE (X590) (Electric) |        |        |        |        |        |                           |                         |       |       | year: 2023 →       |                        |                  |            |                  |              |                     |                       |                    |                     | with and without Keyless System |                |                    |          |                  |           |                           |                     |                    |                     | program No: 14816 |                   |                   |     |          |    |    |    |    |    | from: 2023-07-20 |   |   |  |
|---------------------------------|--------|--------|--------|--------|--------|---------------------------|-------------------------|-------|-------|--------------------|------------------------|------------------|------------|------------------|--------------|---------------------|-----------------------|--------------------|---------------------|---------------------------------|----------------|--------------------|----------|------------------|-----------|---------------------------|---------------------|--------------------|---------------------|-------------------|-------------------|-------------------|-----|----------|----|----|----|----|----|------------------|---|---|--|
| connector 8 pin                 |        |        |        |        |        |                           |                         | OUT + |       | OUT -              |                        | connector 15 pin |            |                  |              |                     |                       |                    |                     | OUT +                           |                | OUT -              |          | connector 10 pin |           |                           |                     |                    |                     |                   |                   |                   |     |          |    |    |    |    |    |                  |   |   |  |
| CAN H                           | CAN L  | CAN H  | CAN L  | CAN H  | CAN L  | CAN H                     | CAN L                   | OUT + | OUT - | OUT                | OUT                    | OUT              | OUT        | OUT              | OUT          | OUT                 | OUT                   | OUT                | OUT                 | OUT +                           | OUT -          | OUT                | IN       | IN               | IN        | IN                        | IN                  | IN                 | IN                  | IN                | IN                | IN                | IN  | IN       | IN | IN | IN | IN | IN | IN               |   |   |  |
| CAN1-H                          | CAN1-L | CAN2-H | CAN2-L | CAN3-H | CAN3-L | Alternative blink control | Alt. contr. centr. lock |       |       | Driver door sensor | Passengers door sensor | Trunk lid        | Hood sense | Original alarm++ | Arming state | Lock factory remote | Unlock factory remote | Any button pressed | Handbrake / Parking | Speed 10kmph                    | Engine running | Engine speed (RPM) | Ignition | Key inserted     | Footbrake | Drivers door opening sim. | Turn off the engine | Turn on the engine | Turn signal control | Trunk release     | Opening all doors | Closing all doors | GND | PWR +12V |    |    |    |    |    |                  |   |   |  |
| 1                               | 2      | 3      | 4      | 5      | 6      | 7                         | 8                       | +     | -     | +                  | +                      | +                | +          | +                | +            | +                   | +                     | +                  | +                   | +                               | +              | +                  | +        | +                | +         | +                         | +                   | +                  | +                   | +                 | +                 | +                 | +   | +        | +  | +  | +  | +  | +  | +                | + | + |  |

Attention:

Switches

| JAGUAR I-PACE (X590) (Electric) |        |        |        |        |        |                           |                         |       |       | year: 2018 →       |                        |                  |            |                  |              |                     |                       |                    |                     | with and without Keyless System |                |                    |          |                  |           |                           |                     |                    |                     | program No: 12888 |                   |                   |     |          |    |    |    |    |    | from: 2023-02-08 |   |   |  |
|---------------------------------|--------|--------|--------|--------|--------|---------------------------|-------------------------|-------|-------|--------------------|------------------------|------------------|------------|------------------|--------------|---------------------|-----------------------|--------------------|---------------------|---------------------------------|----------------|--------------------|----------|------------------|-----------|---------------------------|---------------------|--------------------|---------------------|-------------------|-------------------|-------------------|-----|----------|----|----|----|----|----|------------------|---|---|--|
| connector 8 pin                 |        |        |        |        |        |                           |                         | OUT + |       | OUT -              |                        | connector 15 pin |            |                  |              |                     |                       |                    |                     | OUT +                           |                | OUT -              |          | connector 10 pin |           |                           |                     |                    |                     |                   |                   |                   |     |          |    |    |    |    |    |                  |   |   |  |
| CAN H                           | CAN L  | CAN H  | CAN L  | CAN H  | CAN L  | CAN H                     | CAN L                   | OUT + | OUT - | OUT                | OUT                    | OUT              | OUT        | OUT              | OUT          | OUT                 | OUT                   | OUT                | OUT                 | OUT +                           | OUT -          | OUT                | IN       | IN               | IN        | IN                        | IN                  | IN                 | IN                  | IN                | IN                | IN                | IN  | IN       | IN | IN | IN | IN | IN | IN               |   |   |  |
| CAN1-H                          | CAN1-L | CAN2-H | CAN2-L | CAN3-H | CAN3-L | Alternative blink control | Alt. contr. centr. lock |       |       | Driver door sensor | Passengers door sensor | Trunk lid        | Hood sense | Original alarm++ | Arming state | Lock factory remote | Unlock factory remote | Any button pressed | Handbrake / Parking | Speed 10kmph                    | Engine running | Engine speed (RPM) | Ignition | Key inserted     | Footbrake | Drivers door opening sim. | Turn off the engine | Turn on the engine | Turn signal control | Trunk release     | Opening all doors | Closing all doors | GND | PWR +12V |    |    |    |    |    |                  |   |   |  |
| 1                               | 2      | 3      | 4      | 5      | 6      | 7                         | 8                       | +     | -     | +                  | +                      | +                | +          | +                | +            | +                   | +                     | +                  | +                   | +                               | +              | +                  | +        | +                | +         | +                         | +                   | +                  | +                   | +                 | +                 | +                 | +   | +        | +  | +  | +  | +  | +  | +                | + | + |  |

Attention:

Switches

| JAGUAR XE (X760) |        |        |        |        |        |                           |                         |       |       | year: 2020 →       |                        |                  |            |                  |              |                     |                       |                    |                     | with and without Keyless System |                |                    |          |                  |           |                           |                     |                    |                     | program No: 12939 |                   |                   |     |          |    |    |    |    |    | from: 2020-07-15 |   |   |  |
|------------------|--------|--------|--------|--------|--------|---------------------------|-------------------------|-------|-------|--------------------|------------------------|------------------|------------|------------------|--------------|---------------------|-----------------------|--------------------|---------------------|---------------------------------|----------------|--------------------|----------|------------------|-----------|---------------------------|---------------------|--------------------|---------------------|-------------------|-------------------|-------------------|-----|----------|----|----|----|----|----|------------------|---|---|--|
| connector 8 pin  |        |        |        |        |        |                           |                         | OUT + |       | OUT -              |                        | connector 15 pin |            |                  |              |                     |                       |                    |                     | OUT +                           |                | OUT -              |          | connector 10 pin |           |                           |                     |                    |                     |                   |                   |                   |     |          |    |    |    |    |    |                  |   |   |  |
| CAN H            | CAN L  | CAN H  | CAN L  | CAN H  | CAN L  | CAN H                     | CAN L                   | OUT + | OUT - | OUT                | OUT                    | OUT              | OUT        | OUT              | OUT          | OUT                 | OUT                   | OUT                | OUT                 | OUT +                           | OUT -          | OUT                | IN       | IN               | IN        | IN                        | IN                  | IN                 | IN                  | IN                | IN                | IN                | IN  | IN       | IN | IN | IN | IN | IN | IN               |   |   |  |
| CAN1-H           | CAN1-L | CAN2-H | CAN2-L | CAN3-H | CAN3-L | Alternative blink control | Alt. contr. centr. lock |       |       | Driver door sensor | Passengers door sensor | Trunk lid        | Hood sense | Original alarm++ | Arming state | Lock factory remote | Unlock factory remote | Any button pressed | Handbrake / Parking | Speed 10kmph                    | Engine running | Engine speed (RPM) | Ignition | Key inserted     | Footbrake | Drivers door opening sim. | Turn off the engine | Turn on the engine | Turn signal control | Trunk release     | Opening all doors | Closing all doors | GND | PWR +12V |    |    |    |    |    |                  |   |   |  |
| 1                | 2      | 3      | 4      | 5      | 6      | 7                         | 8                       | +     | -     | +                  | +                      | +                | +          | +                | +            | +                   | +                     | +                  | +                   | +                               | +              | +                  | +        | +                | +         | +                         | +                   | +                  | +                   | +                 | +                 | +                 | +   | +        | +  | +  | +  | +  | +  | +                | + | + |  |

Attention:

Switches

| JAGUAR XE (X760) |        |        |        |        |        |                           |                         |       |       | year: 2018 →       |                        |                  |            |                  |              |                     |                       |                    |                     | with and without Keyless System |                |                    |          |                  |           |                           |                     |                    |                     | program No: 12574 |                   |                   |     |          |    |    |    |    |    | from: 2020-07-15 |   |   |  |
|------------------|--------|--------|--------|--------|--------|---------------------------|-------------------------|-------|-------|--------------------|------------------------|------------------|------------|------------------|--------------|---------------------|-----------------------|--------------------|---------------------|---------------------------------|----------------|--------------------|----------|------------------|-----------|---------------------------|---------------------|--------------------|---------------------|-------------------|-------------------|-------------------|-----|----------|----|----|----|----|----|------------------|---|---|--|
| connector 8 pin  |        |        |        |        |        |                           |                         | OUT + |       | OUT -              |                        | connector 15 pin |            |                  |              |                     |                       |                    |                     | OUT +                           |                | OUT -              |          | connector 10 pin |           |                           |                     |                    |                     |                   |                   |                   |     |          |    |    |    |    |    |                  |   |   |  |
| CAN H            | CAN L  | CAN H  | CAN L  | CAN H  | CAN L  | CAN H                     | CAN L                   | OUT + | OUT - | OUT                | OUT                    | OUT              | OUT        | OUT              | OUT          | OUT                 | OUT                   | OUT                | OUT                 | OUT +                           | OUT -          | OUT                | IN       | IN               | IN        | IN                        | IN                  | IN                 | IN                  | IN                | IN                | IN                | IN  | IN       | IN | IN | IN | IN | IN | IN               |   |   |  |
| CAN1-H           | CAN1-L | CAN2-H | CAN2-L | CAN3-H | CAN3-L | Alternative blink control | Alt. contr. centr. lock |       |       | Driver door sensor | Passengers door sensor | Trunk lid        | Hood sense | Original alarm++ | Arming state | Lock factory remote | Unlock factory remote | Any button pressed | Handbrake / Parking | Speed 10kmph                    | Engine running | Engine speed (RPM) | Ignition | Key inserted     | Footbrake | Drivers door opening sim. | Turn off the engine | Turn on the engine | Turn signal control | Trunk release     | Opening all doors | Closing all doors | GND | PWR +12V |    |    |    |    |    |                  |   |   |  |
| 1                | 2      | 3      | 4      | 5      | 6      | 7                         | 8                       | +     | -     | +                  | +                      | +                | +          | +                | +            | +                   | +                     | +                  | +                   | +                               | +              | +                  | +        | +                | +         | +                         | +                   | +                  | +                   | +                 | +                 | +                 | +   | +        | +  | +  | +  | +  | +  | +                | + | + |  |

Attention:

Switches

| JAGUAR XE (X760) |        |        |        |        |        |                           |                         |       |       | year: 2015 →       |                        |                  |            |                  |              |                     |                       |                    |                     | with and without Keyless System |                |                    |          |                  |           |                           |                     |                    |                     | program No: 12856 |                   |                   |     |          |    |    |    |    |    | from: 2021-12-10 |   |   |  |
|------------------|--------|--------|--------|--------|--------|---------------------------|-------------------------|-------|-------|--------------------|------------------------|------------------|------------|------------------|--------------|---------------------|-----------------------|--------------------|---------------------|---------------------------------|----------------|--------------------|----------|------------------|-----------|---------------------------|---------------------|--------------------|---------------------|-------------------|-------------------|-------------------|-----|----------|----|----|----|----|----|------------------|---|---|--|
| connector 8 pin  |        |        |        |        |        |                           |                         | OUT + |       | OUT -              |                        | connector 15 pin |            |                  |              |                     |                       |                    |                     | OUT +                           |                | OUT -              |          | connector 10 pin |           |                           |                     |                    |                     |                   |                   |                   |     |          |    |    |    |    |    |                  |   |   |  |
| CAN H            | CAN L  | CAN H  | CAN L  | CAN H  | CAN L  | CAN H                     | CAN L                   | OUT + | OUT - | OUT                | OUT                    | OUT              | OUT        | OUT              | OUT          | OUT                 | OUT                   | OUT                | OUT                 | OUT +                           | OUT -          | OUT                | IN       | IN               | IN        | IN                        | IN                  | IN                 | IN                  | IN                | IN                | IN                | IN  | IN       | IN | IN | IN | IN | IN | IN               |   |   |  |
| CAN1-H           | CAN1-L | CAN2-H | CAN2-L | CAN3-H | CAN3-L | Alternative blink control | Alt. contr. centr. lock |       |       | Driver door sensor | Passengers door sensor | Trunk lid        | Hood sense | Original alarm++ | Arming state | Lock factory remote | Unlock factory remote | Any button pressed | Handbrake / Parking | Speed 10kmph                    | Engine running | Engine speed (RPM) | Ignition | Key inserted     | Footbrake | Drivers door opening sim. | Turn off the engine | Turn on the engine | Turn signal control | Trunk release     | Opening all doors | Closing all doors | GND | PWR +12V |    |    |    |    |    |                  |   |   |  |
| 1                | 2      | 3      | 4      | 5      | 6      | 7                         | 8                       | +     | -     | +                  | +                      | +                | +          | +                | +            | +                   | +                     | +                  | +                   | +                               | +              | +                  | +        | +                | +         | +                         | +                   | +                  | +                   | +                 | +                 | +                 | +   | +        | +  | +  | +  | +  | +  | +                | + | + |  |

Attention:

Switches

**JAGUAR XF (X260)** year: 2021 → with and without Keyless System program №: 13759 from: 2023-03-28

| connector 8 pin |        |        |        |        |        |                           |                         | connector 15 pin   |                        |           |            |                  |              |                     |                       |                    |                     |              |                |                    |          |              | connector 10 pin |                           |                     |                    |                     |               |                   |                   |      |          |      |      |      |      |   |   |  |  |  |  |  |
|-----------------|--------|--------|--------|--------|--------|---------------------------|-------------------------|--------------------|------------------------|-----------|------------|------------------|--------------|---------------------|-----------------------|--------------------|---------------------|--------------|----------------|--------------------|----------|--------------|------------------|---------------------------|---------------------|--------------------|---------------------|---------------|-------------------|-------------------|------|----------|------|------|------|------|---|---|--|--|--|--|--|
| CAN H           | CAN L  | CAN H  | CAN L  | CAN H  | CAN L  | OUT +                     | OUT -                   | OUT -              | OUT -                  | OUT -     | OUT -      | OUT -            | OUT -        | OUT -               | OUT -                 | OUT -              | OUT -               | OUT -        | OUT -          | OUT -              | OUT -    | OUT -        | OUT -            | OUT -                     | OUT -               | OUT -              | OUT +               | IN -          | IN -              | IN -              | IN - | IN -     | IN - | IN - | IN - | IN - |   |   |  |  |  |  |  |
| CAN1-H          | CAN1-L | CAN2-H | CAN2-L | CAN3-H | CAN3-L | Alternative blink control | Alt. contr. centr. lock | Driver door sensor | Passengers door sensor | Trunk lid | Hood sense | Original alarm++ | Arming state | Lock factory remote | Unlock factory remote | Any button pressed | Handbrake / Parking | Speed 10kmph | Engine running | Engine speed (RPM) | Ignition | Key inserted | Footbrake        | Drivers door opening sim. | Turn off the engine | Turn on the engine | Turn signal control | Trunk release | Opening all doors | Closing all doors | GND  | PWR +12V |      |      |      |      |   |   |  |  |  |  |  |
| 1               | 2      | 3      | 4      | 5      | 6      | 7                         | 8                       | 1                  | 2                      | 3         | 4          | 5                | 6            | 7                   | 8                     | 9                  | 10                  | 11           | 12             | 13                 | 14       | 15           | 1                | 2                         | 3                   | 4                  | 5                   | 6             | 7                 | 8                 | 9    | 10       |      |      |      |      |   |   |  |  |  |  |  |
| +               | +      | +      | +      | +      | +      | +                         | +                       | +                  | +                      | +         | +          | +                | +            | +                   | +                     | +                  | +                   | +            | +              | +                  | +        | +            | +                | +                         | +                   | +                  | +                   | +             | +                 | +                 | +    | +        | +    | +    | +    | +    | + | + |  |  |  |  |  |

Attention:

Switches

**JAGUAR XF (X260)** year: 2016 → with and without Keyless System program №: 12886 from: 2020-07-15

| connector 8 pin |        |        |        |        |        |                           |                         | connector 15 pin   |                        |           |            |                  |              |                     |                       |                    |                     |              |                |                    |          |              | connector 10 pin |                           |                     |                    |                     |               |                   |                   |       |          |       |       |       |       |       |       |       |  |  |  |  |
|-----------------|--------|--------|--------|--------|--------|---------------------------|-------------------------|--------------------|------------------------|-----------|------------|------------------|--------------|---------------------|-----------------------|--------------------|---------------------|--------------|----------------|--------------------|----------|--------------|------------------|---------------------------|---------------------|--------------------|---------------------|---------------|-------------------|-------------------|-------|----------|-------|-------|-------|-------|-------|-------|-------|--|--|--|--|
| CAN H           | CAN L  | CAN H  | CAN L  | CAN H  | CAN L  | OUT +                     | OUT -                   | OUT -              | OUT -                  | OUT -     | OUT -      | OUT -            | OUT -        | OUT -               | OUT -                 | OUT -              | OUT -               | OUT -        | OUT -          | OUT -              | OUT -    | OUT -        | OUT -            | OUT -                     | OUT -               | OUT -              | OUT -               | OUT -         | OUT -             | OUT -             | OUT - | OUT -    | OUT - | OUT - | OUT - | OUT - | OUT - | OUT - | OUT - |  |  |  |  |
| CAN1-H          | CAN1-L | CAN2-H | CAN2-L | CAN3-H | CAN3-L | Alternative blink control | Alt. contr. centr. lock | Driver door sensor | Passengers door sensor | Trunk lid | Hood sense | Original alarm++ | Arming state | Lock factory remote | Unlock factory remote | Any button pressed | Handbrake / Parking | Speed 10kmph | Engine running | Engine speed (RPM) | Ignition | Key inserted | Footbrake        | Drivers door opening sim. | Turn off the engine | Turn on the engine | Turn signal control | Trunk release | Opening all doors | Closing all doors | GND   | PWR +12V |       |       |       |       |       |       |       |  |  |  |  |
| 1               | 2      | 3      | 4      | 5      | 6      | 7                         | 8                       | 1                  | 2                      | 3         | 4          | 5                | 6            | 7                   | 8                     | 9                  | 10                  | 11           | 12             | 13                 | 14       | 15           | 1                | 2                         | 3                   | 4                  | 5                   | 6             | 7                 | 8                 | 9     | 10       |       |       |       |       |       |       |       |  |  |  |  |
| +               | +      | +      | +      | +      | +      | +                         | +                       | +                  | +                      | +         | +          | +                | +            | +                   | +                     | +                  | +                   | +            | +              | +                  | +        | +            | +                | +                         | +                   | +                  | +                   | +             | +                 | +                 | +     | +        | +     | +     | +     | +     | +     | +     | +     |  |  |  |  |

Attention:

Switches

**JAGUAR XF (X250)** year: 2012 → with and without Keyless System program №: 11566 from: 2019-11-19

| connector 8 pin |        |        |        |        |        |                           |                         | connector 15 pin   |                        |           |            |                  |              |                     |                       |                    |                     |              |                |                    |          |              | connector 10 pin |                           |                     |                    |                     |               |                   |                   |       |          |       |       |       |       |       |       |       |       |  |  |  |
|-----------------|--------|--------|--------|--------|--------|---------------------------|-------------------------|--------------------|------------------------|-----------|------------|------------------|--------------|---------------------|-----------------------|--------------------|---------------------|--------------|----------------|--------------------|----------|--------------|------------------|---------------------------|---------------------|--------------------|---------------------|---------------|-------------------|-------------------|-------|----------|-------|-------|-------|-------|-------|-------|-------|-------|--|--|--|
| CAN H           | CAN L  | CAN H  | CAN L  | CAN H  | CAN L  | OUT +                     | OUT -                   | OUT -              | OUT -                  | OUT -     | OUT -      | OUT -            | OUT -        | OUT -               | OUT -                 | OUT -              | OUT -               | OUT -        | OUT -          | OUT -              | OUT -    | OUT -        | OUT -            | OUT -                     | OUT -               | OUT -              | OUT -               | OUT -         | OUT -             | OUT -             | OUT - | OUT -    | OUT - | OUT - | OUT - | OUT - | OUT - | OUT - | OUT - | OUT - |  |  |  |
| CAN1-H          | CAN1-L | CAN2-H | CAN2-L | CAN3-H | CAN3-L | Alternative blink control | Alt. contr. centr. lock | Driver door sensor | Passengers door sensor | Trunk lid | Hood sense | Original alarm++ | Arming state | Lock factory remote | Unlock factory remote | Any button pressed | Handbrake / Parking | Speed 10kmph | Engine running | Engine speed (RPM) | Ignition | Key inserted | Footbrake        | Drivers door opening sim. | Turn off the engine | Turn on the engine | Turn signal control | Trunk release | Opening all doors | Closing all doors | GND   | PWR +12V |       |       |       |       |       |       |       |       |  |  |  |
| 1               | 2      | 3      | 4      | 5      | 6      | 7                         | 8                       | 1                  | 2                      | 3         | 4          | 5                | 6            | 7                   | 8                     | 9                  | 10                  | 11           | 12             | 13                 | 14       | 15           | 1                | 2                         | 3                   | 4                  | 5                   | 6             | 7                 | 8                 | 9     | 10       |       |       |       |       |       |       |       |       |  |  |  |
| +               | +      | +      | +      | +      | +      | +                         | +                       | +                  | +                      | +         | +          | +                | +            | +                   | +                     | +                  | +                   | +            | +              | +                  | +        | +            | +                | +                         | +                   | +                  | +                   | +             | +                 | +                 | +     | +        | +     | +     | +     | +     | +     | +     | +     | +     |  |  |  |

Attention:

Switches

**JAGUAR XF (X250)** year: 2008 → with and without Keyless System program №: 11241 from: 2019-11-19

| connector 8 pin |        |        |        |        |        |                           |                         | connector 15 pin   |                        |           |            |                  |              |                     |                       |                    |                     |              |                |                    |          |              | connector 10 pin |                           |                     |                    |                     |               |                   |                   |       |          |       |       |       |       |       |       |       |       |   |  |  |
|-----------------|--------|--------|--------|--------|--------|---------------------------|-------------------------|--------------------|------------------------|-----------|------------|------------------|--------------|---------------------|-----------------------|--------------------|---------------------|--------------|----------------|--------------------|----------|--------------|------------------|---------------------------|---------------------|--------------------|---------------------|---------------|-------------------|-------------------|-------|----------|-------|-------|-------|-------|-------|-------|-------|-------|---|--|--|
| CAN H           | CAN L  | CAN H  | CAN L  | CAN H  | CAN L  | OUT +                     | OUT -                   | OUT -              | OUT -                  | OUT -     | OUT -      | OUT -            | OUT -        | OUT -               | OUT -                 | OUT -              | OUT -               | OUT -        | OUT -          | OUT -              | OUT -    | OUT -        | OUT -            | OUT -                     | OUT -               | OUT -              | OUT -               | OUT -         | OUT -             | OUT -             | OUT - | OUT -    | OUT - | OUT - | OUT - | OUT - | OUT - | OUT - | OUT - | OUT - |   |  |  |
| CAN1-H          | CAN1-L | CAN2-H | CAN2-L | CAN3-H | CAN3-L | Alternative blink control | Alt. contr. centr. lock | Driver door sensor | Passengers door sensor | Trunk lid | Hood sense | Original alarm++ | Arming state | Lock factory remote | Unlock factory remote | Any button pressed | Handbrake / Parking | Speed 10kmph | Engine running | Engine speed (RPM) | Ignition | Key inserted | Footbrake        | Drivers door opening sim. | Turn off the engine | Turn on the engine | Turn signal control | Trunk release | Opening all doors | Closing all doors | GND   | PWR +12V |       |       |       |       |       |       |       |       |   |  |  |
| 1               | 2      | 3      | 4      | 5      | 6      | 7                         | 8                       | 1                  | 2                      | 3         | 4          | 5                | 6            | 7                   | 8                     | 9                  | 10                  | 11           | 12             | 13                 | 14       | 15           | 1                | 2                         | 3                   | 4                  | 5                   | 6             | 7                 | 8                 | 9     | 10       |       |       |       |       |       |       |       |       |   |  |  |
| +               | +      | +      | +      | +      | +      | +                         | +                       | +                  | +                      | +         | +          | +                | +            | +                   | +                     | +                  | +                   | +            | +              | +                  | +        | +            | +                | +                         | +                   | +                  | +                   | +             | +                 | +                 | +     | +        | +     | +     | +     | +     | +     | +     | +     | +     | + |  |  |

Attention:

Switches

**JAGUAR XJ (X351)** year: 2014 → with and without Keyless System program №: 11233 from: 2019-11-19

| connector 8 pin |        |        |        |        |        |                           |                         | connector 15 pin   |                        |           |            |                  |              |                     |                       |                    |                     |              |                |                    |          |              | connector 10 pin |                           |                     |                    |                     |               |                   |                   |       |          |       |       |       |       |       |       |       |       |   |  |  |
|-----------------|--------|--------|--------|--------|--------|---------------------------|-------------------------|--------------------|------------------------|-----------|------------|------------------|--------------|---------------------|-----------------------|--------------------|---------------------|--------------|----------------|--------------------|----------|--------------|------------------|---------------------------|---------------------|--------------------|---------------------|---------------|-------------------|-------------------|-------|----------|-------|-------|-------|-------|-------|-------|-------|-------|---|--|--|
| CAN H           | CAN L  | CAN H  | CAN L  | CAN H  | CAN L  | OUT +                     | OUT -                   | OUT -              | OUT -                  | OUT -     | OUT -      | OUT -            | OUT -        | OUT -               | OUT -                 | OUT -              | OUT -               | OUT -        | OUT -          | OUT -              | OUT -    | OUT -        | OUT -            | OUT -                     | OUT -               | OUT -              | OUT -               | OUT -         | OUT -             | OUT -             | OUT - | OUT -    | OUT - | OUT - | OUT - | OUT - | OUT - | OUT - | OUT - | OUT - |   |  |  |
| CAN1-H          | CAN1-L | CAN2-H | CAN2-L | CAN3-H | CAN3-L | Alternative blink control | Alt. contr. centr. lock | Driver door sensor | Passengers door sensor | Trunk lid | Hood sense | Original alarm++ | Arming state | Lock factory remote | Unlock factory remote | Any button pressed | Handbrake / Parking | Speed 10kmph | Engine running | Engine speed (RPM) | Ignition | Key inserted | Footbrake        | Drivers door opening sim. | Turn off the engine | Turn on the engine | Turn signal control | Trunk release | Opening all doors | Closing all doors | GND   | PWR +12V |       |       |       |       |       |       |       |       |   |  |  |
| 1               | 2      | 3      | 4      | 5      | 6      | 7                         | 8                       | 1                  | 2                      | 3         | 4          | 5                | 6            | 7                   | 8                     | 9                  | 10                  | 11           | 12             | 13                 | 14       | 15           | 1                | 2                         | 3                   | 4                  | 5                   | 6             | 7                 | 8                 | 9     | 10       |       |       |       |       |       |       |       |       |   |  |  |
| +               | +      | +      | +      | +      | +      | +                         | +                       | +                  | +                      | +         | +          | +                | +            | +                   | +                     | +                  | +                   | +            | +              | +                  | +        | +            | +                | +                         | +                   | +                  | +                   | +             | +                 | +                 | +     | +        | +     | +     | +     | +     | +     | +     | +     | +     | + |  |  |

Attention:

Switches

| JAGUAR XJ (X351) |        |        |        |        |        |       |       |                           |                         | year: 2011 →       |                        |           |            |                  |              |                     |                       |                    |                     | with and without Keyless System |                |                    |          |              |           |                           |                     |                    |                     | program №: 11233 |                   |                   |     |          |                         |                              |                 |  |  | from: 2019-11-19 |  |  |  |  |  |  |  |  |  |
|------------------|--------|--------|--------|--------|--------|-------|-------|---------------------------|-------------------------|--------------------|------------------------|-----------|------------|------------------|--------------|---------------------|-----------------------|--------------------|---------------------|---------------------------------|----------------|--------------------|----------|--------------|-----------|---------------------------|---------------------|--------------------|---------------------|------------------|-------------------|-------------------|-----|----------|-------------------------|------------------------------|-----------------|--|--|------------------|--|--|--|--|--|--|--|--|--|
| connector 8 pin  |        |        |        |        |        |       |       |                           |                         | connector 15 pin   |                        |           |            |                  |              |                     |                       |                    |                     | connector 10 pin                |                |                    |          |              |           |                           |                     |                    |                     |                  |                   |                   |     |          |                         |                              |                 |  |  |                  |  |  |  |  |  |  |  |  |  |
| CAN H            | CAN L  | CAN H  | CAN L  | CAN H  | CAN L  | CAN H | CAN L | OUT +                     | OUT -                   | OUT -              | OUT -                  | OUT -     | OUT -      | OUT -            | OUT -        | OUT -               | OUT -                 | OUT -              | OUT -               | OUT +                           | IN -           | IN -               | IN -     | IN -         | IN -      | IN -                      | IN -                | IN -               | IN -                |                  |                   |                   |     |          |                         |                              |                 |  |  |                  |  |  |  |  |  |  |  |  |  |
| CAN1-H           | CAN1-L | CAN2-H | CAN2-L | CAN3-H | CAN3-L |       |       | Alternative blink control | Alt. contr. centr. lock | Driver door sensor | Passengers door sensor | Trunk lid | Hood sense | Original alarm++ | Arming state | Lock factory remote | Unlock factory remote | Any button pressed | Handbrake / Parking | Speed 10kmph                    | Engine running | Engine speed (RPM) | Ignition | Key inserted | Footbrake | Drivers door opening sim. | Turn off the engine | Turn on the engine | Turn signal control | Trunk release    | Opening all doors | Closing all doors | GND | PWR +12V | Contr. of factory alarm | Contr.c.lock. when ign.is on | Comfort closure |  |  |                  |  |  |  |  |  |  |  |  |  |
| 1                | 2      | 3      | 4      | 5      | 6      | 7     | 8     |                           |                         | 1                  | 2                      | 3         | 4          | 5                | 6            | 7                   | 8                     | 9                  | 10                  | 11                              | 12             | 13                 | 14       | 15           | 1         | 2                         | 3                   | 4                  | 5                   | 6                | 7                 | 8                 | 9   | 10       |                         |                              |                 |  |  |                  |  |  |  |  |  |  |  |  |  |
| +                | +      |        |        |        |        |       |       |                           |                         | +                  | +                      | +         | +          | +                | +            | +                   | +                     | +                  | +                   | +                               | +              | +                  | +        | +            | +         | +                         |                     |                    | +                   |                  |                   |                   |     | +        | +                       |                              |                 |  |  |                  |  |  |  |  |  |  |  |  |  |

Attention:

Switches

| JAGUAR XJ (X350) |        |        |        |        |        |       |       |                           |                         | year: 2003 →       |                        |           |            |                  |              |                     |                       |                    |                     | with and without Keyless System |                |                    |          |              |           |                           |                     |                    |                     | program №: 11311 |                   |                   |     |          |                         |                              |                 |  |  | from: 2019-11-19 |  |  |  |  |  |  |  |  |  |
|------------------|--------|--------|--------|--------|--------|-------|-------|---------------------------|-------------------------|--------------------|------------------------|-----------|------------|------------------|--------------|---------------------|-----------------------|--------------------|---------------------|---------------------------------|----------------|--------------------|----------|--------------|-----------|---------------------------|---------------------|--------------------|---------------------|------------------|-------------------|-------------------|-----|----------|-------------------------|------------------------------|-----------------|--|--|------------------|--|--|--|--|--|--|--|--|--|
| connector 8 pin  |        |        |        |        |        |       |       |                           |                         | connector 15 pin   |                        |           |            |                  |              |                     |                       |                    |                     | connector 10 pin                |                |                    |          |              |           |                           |                     |                    |                     |                  |                   |                   |     |          |                         |                              |                 |  |  |                  |  |  |  |  |  |  |  |  |  |
| CAN H            | CAN L  | CAN H  | CAN L  | CAN H  | CAN L  | CAN H | CAN L | OUT +                     | OUT -                   | OUT -              | OUT -                  | OUT -     | OUT -      | OUT -            | OUT -        | OUT -               | OUT -                 | OUT -              | OUT -               | OUT +                           | IN -           | IN -               | IN -     | IN -         | IN -      | IN -                      | IN -                | IN -               | IN -                |                  |                   |                   |     |          |                         |                              |                 |  |  |                  |  |  |  |  |  |  |  |  |  |
| CAN1-H           | CAN1-L | CAN2-H | CAN2-L | CAN3-H | CAN3-L |       |       | Alternative blink control | Alt. contr. centr. lock | Driver door sensor | Passengers door sensor | Trunk lid | Hood sense | Original alarm++ | Arming state | Lock factory remote | Unlock factory remote | Any button pressed | Handbrake / Parking | Speed 10kmph                    | Engine running | Engine speed (RPM) | Ignition | Key inserted | Footbrake | Drivers door opening sim. | Turn off the engine | Turn on the engine | Turn signal control | Trunk release    | Opening all doors | Closing all doors | GND | PWR +12V | Contr. of factory alarm | Contr.c.lock. when ign.is on | Comfort closure |  |  |                  |  |  |  |  |  |  |  |  |  |
| 1                | 2      | 3      | 4      | 5      | 6      | 7     | 8     |                           |                         | 1                  | 2                      | 3         | 4          | 5                | 6            | 7                   | 8                     | 9                  | 10                  | 11                              | 12             | 13                 | 14       | 15           | 1         | 2                         | 3                   | 4                  | 5                   | 6                | 7                 | 8                 | 9   | 10       |                         |                              |                 |  |  |                  |  |  |  |  |  |  |  |  |  |
| +                | +      |        |        |        |        |       |       |                           |                         | +                  | +                      | +         | +          | +                | +            | +                   | +                     | +                  | +                   | +                               | +              | +                  | +        | +            | +         | +                         |                     |                    | +                   |                  |                   |                   |     | +        | +                       |                              |                 |  |  |                  |  |  |  |  |  |  |  |  |  |

Attention:

Switches

| JAGUAR XJL (X351) |        |        |        |        |        |       |       |                           |                         | year: 2014 →       |                        |           |            |                  |              |                     |                       |                    |                     | with and without Keyless System |                |                    |          |              |           |                           |                     |                    |                     | program №: 11233 |                   |                   |     |          |                         |                              |                 |  |  | from: 2019-11-19 |  |  |  |  |  |  |  |  |  |
|-------------------|--------|--------|--------|--------|--------|-------|-------|---------------------------|-------------------------|--------------------|------------------------|-----------|------------|------------------|--------------|---------------------|-----------------------|--------------------|---------------------|---------------------------------|----------------|--------------------|----------|--------------|-----------|---------------------------|---------------------|--------------------|---------------------|------------------|-------------------|-------------------|-----|----------|-------------------------|------------------------------|-----------------|--|--|------------------|--|--|--|--|--|--|--|--|--|
| connector 8 pin   |        |        |        |        |        |       |       |                           |                         | connector 15 pin   |                        |           |            |                  |              |                     |                       |                    |                     | connector 10 pin                |                |                    |          |              |           |                           |                     |                    |                     |                  |                   |                   |     |          |                         |                              |                 |  |  |                  |  |  |  |  |  |  |  |  |  |
| CAN H             | CAN L  | CAN H  | CAN L  | CAN H  | CAN L  | CAN H | CAN L | OUT +                     | OUT -                   | OUT -              | OUT -                  | OUT -     | OUT -      | OUT -            | OUT -        | OUT -               | OUT -                 | OUT -              | OUT -               | OUT +                           | IN -           | IN -               | IN -     | IN -         | IN -      | IN -                      | IN -                | IN -               | IN -                |                  |                   |                   |     |          |                         |                              |                 |  |  |                  |  |  |  |  |  |  |  |  |  |
| CAN1-H            | CAN1-L | CAN2-H | CAN2-L | CAN3-H | CAN3-L |       |       | Alternative blink control | Alt. contr. centr. lock | Driver door sensor | Passengers door sensor | Trunk lid | Hood sense | Original alarm++ | Arming state | Lock factory remote | Unlock factory remote | Any button pressed | Handbrake / Parking | Speed 10kmph                    | Engine running | Engine speed (RPM) | Ignition | Key inserted | Footbrake | Drivers door opening sim. | Turn off the engine | Turn on the engine | Turn signal control | Trunk release    | Opening all doors | Closing all doors | GND | PWR +12V | Contr. of factory alarm | Contr.c.lock. when ign.is on | Comfort closure |  |  |                  |  |  |  |  |  |  |  |  |  |
| 1                 | 2      | 3      | 4      | 5      | 6      | 7     | 8     |                           |                         | 1                  | 2                      | 3         | 4          | 5                | 6            | 7                   | 8                     | 9                  | 10                  | 11                              | 12             | 13                 | 14       | 15           | 1         | 2                         | 3                   | 4                  | 5                   | 6                | 7                 | 8                 | 9   | 10       |                         |                              |                 |  |  |                  |  |  |  |  |  |  |  |  |  |
| +                 | +      |        |        |        |        |       |       |                           |                         | +                  | +                      | +         | +          | +                | +            | +                   | +                     | +                  | +                   | +                               | +              | +                  | +        | +            | +         | +                         |                     |                    | +                   |                  |                   |                   |     | +        | +                       |                              |                 |  |  |                  |  |  |  |  |  |  |  |  |  |

Attention:

Switches

| JAGUAR XJL (X351) |        |        |        |        |        |       |       |                           |                         | year: 2011 →       |                        |           |            |                  |              |                     |                       |                    |                     | with and without Keyless System |                |                    |          |              |           |                           |                     |                    |                     | program №: 11233 |                   |                   |     |          |                         |                              |                 |  |  | from: 2019-11-19 |  |  |  |  |  |  |  |  |  |
|-------------------|--------|--------|--------|--------|--------|-------|-------|---------------------------|-------------------------|--------------------|------------------------|-----------|------------|------------------|--------------|---------------------|-----------------------|--------------------|---------------------|---------------------------------|----------------|--------------------|----------|--------------|-----------|---------------------------|---------------------|--------------------|---------------------|------------------|-------------------|-------------------|-----|----------|-------------------------|------------------------------|-----------------|--|--|------------------|--|--|--|--|--|--|--|--|--|
| connector 8 pin   |        |        |        |        |        |       |       |                           |                         | connector 15 pin   |                        |           |            |                  |              |                     |                       |                    |                     | connector 10 pin                |                |                    |          |              |           |                           |                     |                    |                     |                  |                   |                   |     |          |                         |                              |                 |  |  |                  |  |  |  |  |  |  |  |  |  |
| CAN H             | CAN L  | CAN H  | CAN L  | CAN H  | CAN L  | CAN H | CAN L | OUT +                     | OUT -                   | OUT -              | OUT -                  | OUT -     | OUT -      | OUT -            | OUT -        | OUT -               | OUT -                 | OUT -              | OUT -               | OUT +                           | IN -           | IN -               | IN -     | IN -         | IN -      | IN -                      | IN -                | IN -               | IN -                |                  |                   |                   |     |          |                         |                              |                 |  |  |                  |  |  |  |  |  |  |  |  |  |
| CAN1-H            | CAN1-L | CAN2-H | CAN2-L | CAN3-H | CAN3-L |       |       | Alternative blink control | Alt. contr. centr. lock | Driver door sensor | Passengers door sensor | Trunk lid | Hood sense | Original alarm++ | Arming state | Lock factory remote | Unlock factory remote | Any button pressed | Handbrake / Parking | Speed 10kmph                    | Engine running | Engine speed (RPM) | Ignition | Key inserted | Footbrake | Drivers door opening sim. | Turn off the engine | Turn on the engine | Turn signal control | Trunk release    | Opening all doors | Closing all doors | GND | PWR +12V | Contr. of factory alarm | Contr.c.lock. when ign.is on | Comfort closure |  |  |                  |  |  |  |  |  |  |  |  |  |
| 1                 | 2      | 3      | 4      | 5      | 6      | 7     | 8     |                           |                         | 1                  | 2                      | 3         | 4          | 5                | 6            | 7                   | 8                     | 9                  | 10                  | 11                              | 12             | 13                 | 14       | 15           | 1         | 2                         | 3                   | 4                  | 5                   | 6                | 7                 | 8                 | 9   | 10       |                         |                              |                 |  |  |                  |  |  |  |  |  |  |  |  |  |
| +                 | +      |        |        |        |        |       |       |                           |                         | +                  | +                      | +         | +          | +                | +            | +                   | +                     | +                  | +                   | +                               | +              | +                  | +        | +            | +         | +                         |                     |                    | +                   |                  |                   |                   |     | +        | +                       |                              |                 |  |  |                  |  |  |  |  |  |  |  |  |  |

Attention:

Switches

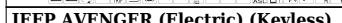
| JAGUAR XK (X150) |        |        |        |        |        |       |       |                           |                         | year: 2007 →       |                        |           |            |                  |              |                     |                       |                    |                     | with and without Keyless System |                |                    |          |              |           |                           |                     |                    |                     | program №: 11196 |                   |                   |     |          |                         |                              |                 |  |  | from: 2019-11-19 |  |  |  |  |  |  |  |  |  |
|------------------|--------|--------|--------|--------|--------|-------|-------|---------------------------|-------------------------|--------------------|------------------------|-----------|------------|------------------|--------------|---------------------|-----------------------|--------------------|---------------------|---------------------------------|----------------|--------------------|----------|--------------|-----------|---------------------------|---------------------|--------------------|---------------------|------------------|-------------------|-------------------|-----|----------|-------------------------|------------------------------|-----------------|--|--|------------------|--|--|--|--|--|--|--|--|--|
| connector 8 pin  |        |        |        |        |        |       |       |                           |                         | connector 15 pin   |                        |           |            |                  |              |                     |                       |                    |                     | connector 10 pin                |                |                    |          |              |           |                           |                     |                    |                     |                  |                   |                   |     |          |                         |                              |                 |  |  |                  |  |  |  |  |  |  |  |  |  |
| CAN H            | CAN L  | CAN H  | CAN L  | CAN H  | CAN L  | CAN H | CAN L | OUT +                     | OUT -                   | OUT -              | OUT -                  | OUT -     | OUT -      | OUT -            | OUT -        | OUT -               | OUT -                 | OUT -              | OUT -               | OUT +                           | IN -           | IN -               | IN -     | IN -         | IN -      | IN -                      | IN -                | IN -               | IN -                |                  |                   |                   |     |          |                         |                              |                 |  |  |                  |  |  |  |  |  |  |  |  |  |
| CAN1-H           | CAN1-L | CAN2-H | CAN2-L | CAN3-H | CAN3-L |       |       | Alternative blink control | Alt. contr. centr. lock | Driver door sensor | Passengers door sensor | Trunk lid | Hood sense | Original alarm++ | Arming state | Lock factory remote | Unlock factory remote | Any button pressed | Handbrake / Parking | Speed 10kmph                    | Engine running | Engine speed (RPM) | Ignition | Key inserted | Footbrake | Drivers door opening sim. | Turn off the engine | Turn on the engine | Turn signal control | Trunk release    | Opening all doors | Closing all doors | GND | PWR +12V | Contr. of factory alarm | Contr.c.lock. when ign.is on | Comfort closure |  |  |                  |  |  |  |  |  |  |  |  |  |
| 1                | 2      | 3      | 4      | 5      | 6      | 7     | 8     |                           |                         | 1                  | 2                      | 3         | 4          | 5                | 6            | 7                   | 8                     | 9                  | 10                  | 11                              | 12             | 13                 | 14       | 15           | 1         | 2                         | 3                   | 4                  | 5                   | 6                | 7                 | 8                 | 9   | 10       |                         |                              |                 |  |  |                  |  |  |  |  |  |  |  |  |  |
| +                | +      |        |        |        |        |       |       |                           |                         | +                  | +                      | +         | +          | +                | +            | +                   | +                     | +                  | +                   | +                               | +              | +                  | +        | +            | +         | +                         |                     |                    | +                   |                  |                   |                   |     | +        | +                       |                              |                 |  |  |                  |  |  |  |  |  |  |  |  |  |

Attention:

Switches

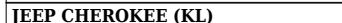
| JEEP AVENGER    |        |        |        |        |        |                           |                         | year: 2023 →       | with Keyless System (without factory alarm) |           |            |                  |              |                     |                       | program #: 14922   | from: 2023-09-18    |              |                |                    |          |              |           |                           |                     |                    |                     |               |                   |                   |     |          |                         |                              |                 |
|-----------------|--------|--------|--------|--------|--------|---------------------------|-------------------------|--------------------|---------------------------------------------|-----------|------------|------------------|--------------|---------------------|-----------------------|--------------------|---------------------|--------------|----------------|--------------------|----------|--------------|-----------|---------------------------|---------------------|--------------------|---------------------|---------------|-------------------|-------------------|-----|----------|-------------------------|------------------------------|-----------------|
| connector 8 pin |        |        |        |        |        |                           |                         | connector 15 pin   |                                             |           |            |                  |              |                     | connector 10 pin      |                    |                     |              |                |                    |          |              |           |                           |                     |                    |                     |               |                   |                   |     |          |                         |                              |                 |
| CAN H           | CAN L  | CAN H  | CAN L  | CAN H  | CAN L  | OUT +                     | OUT -                   | OUT                | OUT                                         | OUT       | OUT        | OUT              | OUT          | OUT                 | OUT                   | OUT                | OUT                 | OUT          | IN             | IN                 | IN       |              |           |                           |                     |                    |                     |               |                   |                   |     |          |                         |                              |                 |
| CAN1-H          | CAN1-L | CAN2-H | CAN2-L | CAN3-H | CAN3-L | Alternative blink control | Alt. contr. centr. lock | Driver door sensor | Passengers door sensor                      | Trunk lid | Hood sense | Original alarm++ | Arming state | Lock factory remote | Unlock factory remote | Any button pressed | Handbrake / Parking | Speed 10kmph | Engine running | Engine speed (RPM) | Ignition | Key inserted | Footbrake | Drivers door opening sim. | Turn off the engine | Turn on the engine | Turn signal control | Trunk release | Opening all doors | Closing all doors | GND | PWR +12V | Contr. of factory alarm | Contr.c.lock. when ign.is on | Comfort closure |
| 1               | 2      | 3      | 4      | 5      | 6      | 7                         | 8                       | 1                  | 2                                           | 3         | 4          | 5                | 6            | 7                   | 8                     | 9                  | 10                  | 11           | 12             | 13                 | 14       | 15           | 1         | 2                         | 3                   | 4                  | 5                   | 6             | 7                 | 8                 | 9   | 10       | +                       | +                            | +               |

Attention:



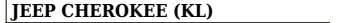
| JEEP AVENGER (Electric) (Keyless) |        |        |        |        |        |                           |                         | year: 2023 →       | with Keyless System (without factory alarm) |           |            |                  |              |                     |                       | program #: 14981   | from: 2023-10-13    |              |                |                    |          |              |           |                           |                     |                    |                     |               |                   |                   |     |          |                         |                              |                 |
|-----------------------------------|--------|--------|--------|--------|--------|---------------------------|-------------------------|--------------------|---------------------------------------------|-----------|------------|------------------|--------------|---------------------|-----------------------|--------------------|---------------------|--------------|----------------|--------------------|----------|--------------|-----------|---------------------------|---------------------|--------------------|---------------------|---------------|-------------------|-------------------|-----|----------|-------------------------|------------------------------|-----------------|
| connector 8 pin                   |        |        |        |        |        |                           |                         | connector 15 pin   |                                             |           |            |                  |              |                     | connector 10 pin      |                    |                     |              |                |                    |          |              |           |                           |                     |                    |                     |               |                   |                   |     |          |                         |                              |                 |
| CAN H                             | CAN L  | CAN H  | CAN L  | CAN H  | CAN L  | OUT +                     | OUT -                   | OUT                | OUT                                         | OUT       | OUT        | OUT              | OUT          | OUT                 | OUT                   | OUT                | OUT                 | OUT          | IN             | IN                 | IN       |              |           |                           |                     |                    |                     |               |                   |                   |     |          |                         |                              |                 |
| CAN1-H                            | CAN1-L | CAN2-H | CAN2-L | CAN3-H | CAN3-L | Alternative blink control | Alt. contr. centr. lock | Driver door sensor | Passengers door sensor                      | Trunk lid | Hood sense | Original alarm++ | Arming state | Lock factory remote | Unlock factory remote | Any button pressed | Handbrake / Parking | Speed 10kmph | Engine running | Engine speed (RPM) | Ignition | Key inserted | Footbrake | Drivers door opening sim. | Turn off the engine | Turn on the engine | Turn signal control | Trunk release | Opening all doors | Closing all doors | GND | PWR +12V | Contr. of factory alarm | Contr.c.lock. when ign.is on | Comfort closure |
| 1                                 | 2      | 3      | 4      | 5      | 6      | 7                         | 8                       | 1                  | 2                                           | 3         | 4          | 5                | 6            | 7                   | 8                     | 9                  | 10                  | 11           | 12             | 13                 | 14       | 15           | 1         | 2                         | 3                   | 4                  | 5                   | 6             | 7                 | 8                 | 9   | 10       | +                       | +                            | +               |

Attention:



| JEEP CHEROKEE (KL) |        |        |        |        |        |                           |                         | year: 2019 →       | with and without Keyless System |           |            |                  |              |                     |                       | program #: 12552   | from: 2022-11-09    |              |                |                    |          |              |           |                           |                     |                    |                     |               |                   |                   |     |          |                         |                              |                 |
|--------------------|--------|--------|--------|--------|--------|---------------------------|-------------------------|--------------------|---------------------------------|-----------|------------|------------------|--------------|---------------------|-----------------------|--------------------|---------------------|--------------|----------------|--------------------|----------|--------------|-----------|---------------------------|---------------------|--------------------|---------------------|---------------|-------------------|-------------------|-----|----------|-------------------------|------------------------------|-----------------|
| connector 8 pin    |        |        |        |        |        |                           |                         | connector 15 pin   |                                 |           |            |                  |              |                     | connector 10 pin      |                    |                     |              |                |                    |          |              |           |                           |                     |                    |                     |               |                   |                   |     |          |                         |                              |                 |
| CAN H              | CAN L  | CAN H  | CAN L  | CAN H  | CAN L  | OUT +                     | OUT -                   | OUT                | OUT                             | OUT       | OUT        | OUT              | OUT          | OUT                 | OUT                   | OUT                | OUT                 | OUT          | IN             | IN                 | IN       |              |           |                           |                     |                    |                     |               |                   |                   |     |          |                         |                              |                 |
| CAN1-H             | CAN1-L | CAN2-H | CAN2-L | CAN3-H | CAN3-L | Alternative blink control | Alt. contr. centr. lock | Driver door sensor | Passengers door sensor          | Trunk lid | Hood sense | Original alarm++ | Arming state | Lock factory remote | Unlock factory remote | Any button pressed | Handbrake / Parking | Speed 10kmph | Engine running | Engine speed (RPM) | Ignition | Key inserted | Footbrake | Drivers door opening sim. | Turn off the engine | Turn on the engine | Turn signal control | Trunk release | Opening all doors | Closing all doors | GND | PWR +12V | Contr. of factory alarm | Contr.c.lock. when ign.is on | Comfort closure |
| 1                  | 2      | 3      | 4      | 5      | 6      | 7                         | 8                       | 1                  | 2                               | 3         | 4          | 5                | 6            | 7                   | 8                     | 9                  | 10                  | 11           | 12             | 13                 | 14       | 15           | 1         | 2                         | 3                   | 4                  | 5                   | 6             | 7                 | 8                 | 9   | 10       | +                       | +                            | +               |

Attention:



| JEEP CHEROKEE (KL) |        |        |        |        |        |                           |                         | year: 2014 →       | with and without Keyless System |           |            |                  |              |                     |                       | program #: 11528   | from: 2022-11-09    |              |                |                    |          |              |           |                           |                     |                    |                     |               |                   |                   |     |          |                         |                              |                 |
|--------------------|--------|--------|--------|--------|--------|---------------------------|-------------------------|--------------------|---------------------------------|-----------|------------|------------------|--------------|---------------------|-----------------------|--------------------|---------------------|--------------|----------------|--------------------|----------|--------------|-----------|---------------------------|---------------------|--------------------|---------------------|---------------|-------------------|-------------------|-----|----------|-------------------------|------------------------------|-----------------|
| connector 8 pin    |        |        |        |        |        |                           |                         | connector 15 pin   |                                 |           |            |                  |              |                     | connector 10 pin      |                    |                     |              |                |                    |          |              |           |                           |                     |                    |                     |               |                   |                   |     |          |                         |                              |                 |
| CAN H              | CAN L  | CAN H  | CAN L  | CAN H  | CAN L  | OUT +                     | OUT -                   | OUT                | OUT                             | OUT       | OUT        | OUT              | OUT          | OUT                 | OUT                   | OUT                | OUT                 | OUT          | IN             | IN                 | IN       |              |           |                           |                     |                    |                     |               |                   |                   |     |          |                         |                              |                 |
| CAN1-H             | CAN1-L | CAN2-H | CAN2-L | CAN3-H | CAN3-L | Alternative blink control | Alt. contr. centr. lock | Driver door sensor | Passengers door sensor          | Trunk lid | Hood sense | Original alarm++ | Arming state | Lock factory remote | Unlock factory remote | Any button pressed | Handbrake / Parking | Speed 10kmph | Engine running | Engine speed (RPM) | Ignition | Key inserted | Footbrake | Drivers door opening sim. | Turn off the engine | Turn on the engine | Turn signal control | Trunk release | Opening all doors | Closing all doors | GND | PWR +12V | Contr. of factory alarm | Contr.c.lock. when ign.is on | Comfort closure |
| 1                  | 2      | 3      | 4      | 5      | 6      | 7                         | 8                       | 1                  | 2                               | 3         | 4          | 5                | 6            | 7                   | 8                     | 9                  | 10                  | 11           | 12             | 13                 | 14       | 15           | 1         | 2                         | 3                   | 4                  | 5                   | 6             | 7                 | 8                 | 9   | 10       | +                       | +                            | +               |

Attention:



| JEEP COMMANDER (XK) |        |        |        |        |        |                           |                         | year: 2006 →       | with and without Keyless System |           |            |                  |              |                     |                       | program #: 11116   | from: 2017-09-01    |              |                |                    |          |              |           |                           |                     |                    |                     |               |                   |                   |     |          |                         |                              |                 |
|---------------------|--------|--------|--------|--------|--------|---------------------------|-------------------------|--------------------|---------------------------------|-----------|------------|------------------|--------------|---------------------|-----------------------|--------------------|---------------------|--------------|----------------|--------------------|----------|--------------|-----------|---------------------------|---------------------|--------------------|---------------------|---------------|-------------------|-------------------|-----|----------|-------------------------|------------------------------|-----------------|
| connector 8 pin     |        |        |        |        |        |                           |                         | connector 15 pin   |                                 |           |            |                  |              |                     | connector 10 pin      |                    |                     |              |                |                    |          |              |           |                           |                     |                    |                     |               |                   |                   |     |          |                         |                              |                 |
| CAN H               | CAN L  | CAN H  | CAN L  | CAN H  | CAN L  | OUT +                     | OUT -                   | OUT                | OUT                             | OUT       | OUT        | OUT              | OUT          | OUT                 | OUT                   | OUT                | OUT                 | OUT          | IN             | IN                 | IN       |              |           |                           |                     |                    |                     |               |                   |                   |     |          |                         |                              |                 |
| CAN1-H              | CAN1-L | CAN2-H | CAN2-L | CAN3-H | CAN3-L | Alternative blink control | Alt. contr. centr. lock | Driver door sensor | Passengers door sensor          | Trunk lid | Hood sense | Original alarm++ | Arming state | Lock factory remote | Unlock factory remote | Any button pressed | Handbrake / Parking | Speed 10kmph | Engine running | Engine speed (RPM) | Ignition | Key inserted | Footbrake | Drivers door opening sim. | Turn off the engine | Turn on the engine | Turn signal control | Trunk release | Opening all doors | Closing all doors | GND | PWR +12V | Contr. of factory alarm | Contr.c.lock. when ign.is on | Comfort closure |
| 1                   | 2      | 3      | 4      | 5      | 6      | 7                         | 8                       | 1                  | 2                               | 3         | 4          | 5                | 6            | 7                   | 8                     | 9                  | 10                  | 11           | 12             | 13                 | 14       | 15           | 1         | 2                         | 3                   | 4                  | 5                   | 6             | 7                 | 8                 | 9   | 10       | +                       | +                            | +               |

Attention:



**JEEP COMPASS (MP) (Hybrid) (Keyless)** year: 2022 → with Keyless System program N°: **14623** from: **2023-03-07**

| connector 8 pin |        |        |        |        |        |                            |                         | connector 15 pin   |                        |           |            |                  |              |                     |                       |                    |                     |              |                |                    |          |              | connector 10 pin |                           |                     |                    |                     |               |                   |                   |     |          |                         |                               |                 |
|-----------------|--------|--------|--------|--------|--------|----------------------------|-------------------------|--------------------|------------------------|-----------|------------|------------------|--------------|---------------------|-----------------------|--------------------|---------------------|--------------|----------------|--------------------|----------|--------------|------------------|---------------------------|---------------------|--------------------|---------------------|---------------|-------------------|-------------------|-----|----------|-------------------------|-------------------------------|-----------------|
| CAN H           | CAN L  | CAN H  | CAN L  | CAN H  | CAN L  | OUT +                      | OUT -                   | OUT                | OUT                    | OUT       | OUT        | OUT              | OUT          | OUT                 | OUT                   | OUT                | OUT                 | OUT          | OUT            | OUT                | +        | IN           | IN               | IN                        | IN                  | IN                 | IN                  | IN            | +                 |                   |     |          |                         |                               |                 |
| CAN1-H          | CAN1-L | CAN2-H | CAN2-L | CAN3-H | CAN3-L | Alternative blink. control | Alt. contr. centr. lock | Driver door sensor | Passengers door sensor | Trunk lid | Hood sense | Original alarm++ | Arming state | Lock factory remote | Unlock factory remote | Any button pressed | Handbrake / Parking | Speed 10kmph | Engine running | Engine speed (RPM) | Ignition | Key inserted | Footbrake        | Drivers door opening sim. | Turn off the engine | Turn on the engine | Turn signal control | Trunk release | Opening all doors | Closing all doors | GND | PWR +12V | Contr. of factory alarm | Contr. c.lock. when ign.is on | Comfort closure |
| 1               | 2      | 3      | 4      | 5      | 6      | 7                          | 8                       | 1                  | 2                      | 3         | 4          | 5                | 6            | 7                   | 8                     | 9                  | 10                  | 11           | 12             | 13                 | 14       | 15           | 1                | 2                         | 3                   | 4                  | 5                   | 6             | 7                 | 8                 | 9   | 10       | +                       | +                             | +               |

Attention:

**JEEP COMPASS (MP) (Keyless)** year: 2022 → with Keyless System program N°: **14663** from: **2023-03-22**

| connector 8 pin |        |        |        |        |        |                            |                         | connector 15 pin   |                        |           |            |                  |              |                     |                       |                    |                     |              |                |                    |          |              | connector 10 pin |                           |                     |                    |                     |               |                   |                   |     |          |                         |                               |                 |
|-----------------|--------|--------|--------|--------|--------|----------------------------|-------------------------|--------------------|------------------------|-----------|------------|------------------|--------------|---------------------|-----------------------|--------------------|---------------------|--------------|----------------|--------------------|----------|--------------|------------------|---------------------------|---------------------|--------------------|---------------------|---------------|-------------------|-------------------|-----|----------|-------------------------|-------------------------------|-----------------|
| CAN H           | CAN L  | CAN H  | CAN L  | CAN H  | CAN L  | OUT +                      | OUT -                   | OUT                | OUT                    | OUT       | OUT        | OUT              | OUT          | OUT                 | OUT                   | OUT                | OUT                 | OUT          | OUT            | OUT                | OUT      | +            | IN               | IN                        | IN                  | IN                 | IN                  | IN            | IN                | +                 |     |          |                         |                               |                 |
| CAN1-H          | CAN1-L | CAN2-H | CAN2-L | CAN3-H | CAN3-L | Alternative blink. control | Alt. contr. centr. lock | Driver door sensor | Passengers door sensor | Trunk lid | Hood sense | Original alarm++ | Arming state | Lock factory remote | Unlock factory remote | Any button pressed | Handbrake / Parking | Speed 10kmph | Engine running | Engine speed (RPM) | Ignition | Key inserted | Footbrake        | Drivers door opening sim. | Turn off the engine | Turn on the engine | Turn signal control | Trunk release | Opening all doors | Closing all doors | GND | PWR +12V | Contr. of factory alarm | Contr. c.lock. when ign.is on | Comfort closure |
| 1               | 2      | 3      | 4      | 5      | 6      | 7                          | 8                       | 1                  | 2                      | 3         | 4          | 5                | 6            | 7                   | 8                     | 9                  | 10                  | 11           | 12             | 13                 | 14       | 15           | 1                | 2                         | 3                   | 4                  | 5                   | 6             | 7                 | 8                 | 9   | 10       | +                       | +                             | +               |

Attention:

**JEEP COMPASS (MP) (Keyless)** year: 2017 → with Keyless System program N°: **12294** from: **2023-01-19**

| connector 8 pin |        |        |        |        |        |                            |                         | connector 15 pin   |                        |           |            |                  |              |                     |                       |                    |                     |              |                |                    |          |              | connector 10 pin |                           |                     |                    |                     |               |                   |                   |     |          |                         |                               |                 |
|-----------------|--------|--------|--------|--------|--------|----------------------------|-------------------------|--------------------|------------------------|-----------|------------|------------------|--------------|---------------------|-----------------------|--------------------|---------------------|--------------|----------------|--------------------|----------|--------------|------------------|---------------------------|---------------------|--------------------|---------------------|---------------|-------------------|-------------------|-----|----------|-------------------------|-------------------------------|-----------------|
| CAN H           | CAN L  | CAN H  | CAN L  | CAN H  | CAN L  | OUT +                      | OUT -                   | OUT                | OUT                    | OUT       | OUT        | OUT              | OUT          | OUT                 | OUT                   | OUT                | OUT                 | OUT          | OUT            | OUT                | OUT      | +            | IN               | IN                        | IN                  | IN                 | IN                  | IN            | IN                | +                 |     |          |                         |                               |                 |
| CAN1-H          | CAN1-L | CAN2-H | CAN2-L | CAN3-H | CAN3-L | Alternative blink. control | Alt. contr. centr. lock | Driver door sensor | Passengers door sensor | Trunk lid | Hood sense | Original alarm++ | Arming state | Lock factory remote | Unlock factory remote | Any button pressed | Handbrake / Parking | Speed 10kmph | Engine running | Engine speed (RPM) | Ignition | Key inserted | Footbrake        | Drivers door opening sim. | Turn off the engine | Turn on the engine | Turn signal control | Trunk release | Opening all doors | Closing all doors | GND | PWR +12V | Contr. of factory alarm | Contr. c.lock. when ign.is on | Comfort closure |
| 1               | 2      | 3      | 4      | 5      | 6      | 7                          | 8                       | 1                  | 2                      | 3         | 4          | 5                | 6            | 7                   | 8                     | 9                  | 10                  | 11           | 12             | 13                 | 14       | 15           | 1                | 2                         | 3                   | 4                  | 5                   | 6             | 7                 | 8                 | 9   | 10       | +                       | +                             | +               |

Attention:

**JEEP COMPASS (MP)** year: 2017 → without Keyless System program N°: **12291** from: **2023-01-19**

| connector 8 pin |        |        |        |        |        |                            |                         | connector 15 pin   |                        |           |            |                  |              |                     |                       |                    |                     |              |                |                    |          |              | connector 10 pin |                           |                     |                    |                     |               |                   |                   |     |          |                         |                               |                 |
|-----------------|--------|--------|--------|--------|--------|----------------------------|-------------------------|--------------------|------------------------|-----------|------------|------------------|--------------|---------------------|-----------------------|--------------------|---------------------|--------------|----------------|--------------------|----------|--------------|------------------|---------------------------|---------------------|--------------------|---------------------|---------------|-------------------|-------------------|-----|----------|-------------------------|-------------------------------|-----------------|
| CAN H           | CAN L  | CAN H  | CAN L  | CAN H  | CAN L  | OUT +                      | OUT -                   | OUT                | OUT                    | OUT       | OUT        | OUT              | OUT          | OUT                 | OUT                   | OUT                | OUT                 | OUT          | OUT            | OUT                | OUT      | +            | IN               | IN                        | IN                  | IN                 | IN                  | IN            | IN                | +                 |     |          |                         |                               |                 |
| CAN1-H          | CAN1-L | CAN2-H | CAN2-L | CAN3-H | CAN3-L | Alternative blink. control | Alt. contr. centr. lock | Driver door sensor | Passengers door sensor | Trunk lid | Hood sense | Original alarm++ | Arming state | Lock factory remote | Unlock factory remote | Any button pressed | Handbrake / Parking | Speed 10kmph | Engine running | Engine speed (RPM) | Ignition | Key inserted | Footbrake        | Drivers door opening sim. | Turn off the engine | Turn on the engine | Turn signal control | Trunk release | Opening all doors | Closing all doors | GND | PWR +12V | Contr. of factory alarm | Contr. c.lock. when ign.is on | Comfort closure |
| 1               | 2      | 3      | 4      | 5      | 6      | 7                          | 8                       | 1                  | 2                      | 3         | 4          | 5                | 6            | 7                   | 8                     | 9                  | 10                  | 11           | 12             | 13                 | 14       | 15           | 1                | 2                         | 3                   | 4                  | 5                   | 6             | 7                 | 8                 | 9   | 10       | +                       | +                             | +               |

Attention:

**JEEP COMPASS (MK)** year: 2014 → with and without Keyless System program N°: **11278** from: **2017-09-01**

| connector 8 pin |        |        |        |        |        |                            |                         | connector 15 pin   |                        |           |            |                  |              |                     |                       |                    |                     |              |                |                    |          |              | connector 10 pin |                           |                     |                    |                     |               |                   |                   |     |          |                         |                               |                 |
|-----------------|--------|--------|--------|--------|--------|----------------------------|-------------------------|--------------------|------------------------|-----------|------------|------------------|--------------|---------------------|-----------------------|--------------------|---------------------|--------------|----------------|--------------------|----------|--------------|------------------|---------------------------|---------------------|--------------------|---------------------|---------------|-------------------|-------------------|-----|----------|-------------------------|-------------------------------|-----------------|
| CAN H           | CAN L  | CAN H  | CAN L  | CAN H  | CAN L  | OUT +                      | OUT -                   | OUT                | OUT                    | OUT       | OUT        | OUT              | OUT          | OUT                 | OUT                   | OUT                | OUT                 | OUT          | OUT            | OUT                | OUT      | +            | IN               | IN                        | IN                  | IN                 | IN                  | IN            | IN                | +                 |     |          |                         |                               |                 |
| CAN1-H          | CAN1-L | CAN2-H | CAN2-L | CAN3-H | CAN3-L | Alternative blink. control | Alt. contr. centr. lock | Driver door sensor | Passengers door sensor | Trunk lid | Hood sense | Original alarm++ | Arming state | Lock factory remote | Unlock factory remote | Any button pressed | Handbrake / Parking | Speed 10kmph | Engine running | Engine speed (RPM) | Ignition | Key inserted | Footbrake        | Drivers door opening sim. | Turn off the engine | Turn on the engine | Turn signal control | Trunk release | Opening all doors | Closing all doors | GND | PWR +12V | Contr. of factory alarm | Contr. c.lock. when ign.is on | Comfort closure |
| 1               | 2      | 3      | 4      | 5      | 6      | 7                          | 8                       | 1                  | 2                      | 3         | 4          | 5                | 6            | 7                   | 8                     | 9                  | 10                  | 11           | 12             | 13                 | 14       | 15           | 1                | 2                         | 3                   | 4                  | 5                   | 6             | 7                 | 8                 | 9   | 10       | +                       | +                             | +               |

Attention:

**JEEP COMPASS (MK)**

year: 2007 →

with and without Keyless System

program No: 11116

from: 2017-09-01

| connector 8 pin |        |        |        |        |        |                           |                         |
|-----------------|--------|--------|--------|--------|--------|---------------------------|-------------------------|
| CAN H           | CAN L  | CAN H  | CAN L  | CAN H  | CAN L  | OUT +                     | OUT -                   |
| CAN1-H          | CAN1-L | CAN2-H | CAN2-L | CAN3-H | CAN3-L | Alternative blink control | Alt. contr. centr. lock |
| 1               | 2      | 3      | 4      | 5      | 6      | 7                         | 8                       |
| +               | +      | +      | +      | +      | +      | +                         | +                       |

| connector 15 pin   |                        |           |            |                  |              |                     |                       |                    |                     |              |                |                    |          |              |
|--------------------|------------------------|-----------|------------|------------------|--------------|---------------------|-----------------------|--------------------|---------------------|--------------|----------------|--------------------|----------|--------------|
| OUT                | OUT                    | OUT       | OUT        | OUT              | OUT          | OUT                 | OUT                   | OUT                | OUT                 | OUT          | OUT            | OUT                | OUT      | OUT          |
| Driver door sensor | Passengers door sensor | Trunk lid | Hood sense | Original alarm++ | Arming state | Lock factory remote | Unlock factory remote | Any button pressed | Handbrake / Parking | Speed 10kmph | Engine running | Engine speed (RPM) | Ignition | Key inserted |
| 1                  | 2                      | 3         | 4          | 5                | 6            | 7                   | 8                     | 9                  | 10                  | 11           | 12             | 13                 | 14       | 15           |
| +                  | +                      | +         | +          | +                | +            | +                   | +                     | +                  | +                   | +            | +              | +                  | +        | +            |

| connector 10 pin |                           |                     |                    |                     |               |                   |                   |     |          |
|------------------|---------------------------|---------------------|--------------------|---------------------|---------------|-------------------|-------------------|-----|----------|
| OUT              | IN                        | IN                  | IN                 | IN                  | IN            | IN                | IN                | IN  | IN       |
| Footbrake        | Drivers door opening sim. | Turn off the engine | Turn on the engine | Turn signal control | Trunk release | Opening all doors | Closing all doors | GND | PWR +12V |
| 1                | 2                         | 3                   | 4                  | 5                   | 6             | 7                 | 8                 | 9   | 10       |
| +                | +                         | +                   | +                  | +                   | +             | +                 | +                 | +   | +        |

|                              |
|------------------------------|
| Contr. of factory alarm      |
| Contr.c.lock. when ign.is on |
| Comfort closure              |

Attention:

**JEEP COMPASS 4xe (MP) (Hybrid) (Plug-in) (Keyless)**

year: 2022 →

with Keyless System

program No: 14289

from: 2023-02-08

| connector 8 pin |        |        |        |        |        |                           |                         |
|-----------------|--------|--------|--------|--------|--------|---------------------------|-------------------------|
| CAN H           | CAN L  | CAN H  | CAN L  | CAN H  | CAN L  | OUT +                     | OUT -                   |
| CAN1-H          | CAN1-L | CAN2-H | CAN2-L | CAN3-H | CAN3-L | Alternative blink control | Alt. contr. centr. lock |
| 1               | 2      | 3      | 4      | 5      | 6      | 7                         | 8                       |
| +               | +      | +      | +      | +      | +      | +                         | +                       |

| connector 15 pin   |                        |           |            |                  |              |                     |                       |                    |                     |              |                |                    |          |              |
|--------------------|------------------------|-----------|------------|------------------|--------------|---------------------|-----------------------|--------------------|---------------------|--------------|----------------|--------------------|----------|--------------|
| OUT                | OUT                    | OUT       | OUT        | OUT              | OUT          | OUT                 | OUT                   | OUT                | OUT                 | OUT          | OUT            | OUT                | OUT      | OUT          |
| Driver door sensor | Passengers door sensor | Trunk lid | Hood sense | Original alarm++ | Arming state | Lock factory remote | Unlock factory remote | Any button pressed | Handbrake / Parking | Speed 10kmph | Engine running | Engine speed (RPM) | Ignition | Key inserted |
| 1                  | 2                      | 3         | 4          | 5                | 6            | 7                   | 8                     | 9                  | 10                  | 11           | 12             | 13                 | 14       | 15           |
| +                  | +                      | +         | +          | +                | +            | +                   | +                     | +                  | +                   | +            | +              | +                  | +        | +            |

| connector 10 pin |                           |                     |                    |                     |               |                   |                   |     |          |
|------------------|---------------------------|---------------------|--------------------|---------------------|---------------|-------------------|-------------------|-----|----------|
| OUT              | IN                        | IN                  | IN                 | IN                  | IN            | IN                | IN                | IN  | IN       |
| Footbrake        | Drivers door opening sim. | Turn off the engine | Turn on the engine | Turn signal control | Trunk release | Opening all doors | Closing all doors | GND | PWR +12V |
| 1                | 2                         | 3                   | 4                  | 5                   | 6             | 7                 | 8                 | 9   | 10       |
| +                | +                         | +                   | +                  | +                   | +             | +                 | +                 | +   | +        |

|                              |
|------------------------------|
| Contr. of factory alarm      |
| Contr.c.lock. when ign.is on |
| Comfort closure              |

Attention:

**JEEP COMPASS 4xe (MP) (Hybrid) (Plug-in) (Keyless)**

year: 2020 →

with Keyless System

program No: 13784

from: 2023-02-08

| connector 8 pin |        |        |        |        |        |                           |                         |
|-----------------|--------|--------|--------|--------|--------|---------------------------|-------------------------|
| CAN H           | CAN L  | CAN H  | CAN L  | CAN H  | CAN L  | OUT +                     | OUT -                   |
| CAN1-H          | CAN1-L | CAN2-H | CAN2-L | CAN3-H | CAN3-L | Alternative blink control | Alt. contr. centr. lock |
| 1               | 2      | 3      | 4      | 5      | 6      | 7                         | 8                       |
| +               | +      | +      | +      | +      | +      | +                         | +                       |

| connector 15 pin   |                        |           |            |                  |              |                     |                       |                    |                     |              |                |                    |          |              |
|--------------------|------------------------|-----------|------------|------------------|--------------|---------------------|-----------------------|--------------------|---------------------|--------------|----------------|--------------------|----------|--------------|
| OUT                | OUT                    | OUT       | OUT        | OUT              | OUT          | OUT                 | OUT                   | OUT                | OUT                 | OUT          | OUT            | OUT                | OUT      | OUT          |
| Driver door sensor | Passengers door sensor | Trunk lid | Hood sense | Original alarm++ | Arming state | Lock factory remote | Unlock factory remote | Any button pressed | Handbrake / Parking | Speed 10kmph | Engine running | Engine speed (RPM) | Ignition | Key inserted |
| 1                  | 2                      | 3         | 4          | 5                | 6            | 7                   | 8                     | 9                  | 10                  | 11           | 12             | 13                 | 14       | 15           |
| +                  | +                      | +         | +          | +                | +            | +                   | +                     | +                  | +                   | +            | +              | +                  | +        | +            |

| connector 10 pin |                           |                     |                    |                     |               |                   |                   |     |          |
|------------------|---------------------------|---------------------|--------------------|---------------------|---------------|-------------------|-------------------|-----|----------|
| OUT              | IN                        | IN                  | IN                 | IN                  | IN            | IN                | IN                | IN  | IN       |
| Footbrake        | Drivers door opening sim. | Turn off the engine | Turn on the engine | Turn signal control | Trunk release | Opening all doors | Closing all doors | GND | PWR +12V |
| 1                | 2                         | 3                   | 4                  | 5                   | 6             | 7                 | 8                 | 9   | 10       |
| +                | +                         | +                   | +                  | +                   | +             | +                 | +                 | +   | +        |

|                              |
|------------------------------|
| Contr. of factory alarm      |
| Contr.c.lock. when ign.is on |
| Comfort closure              |

Attention:

**JEEP GLADIATOR (JT)**

year: 2019 →

with and without Keyless System

program No: 13594

from: 2022-12-16

| connector 8 pin |        |        |        |        |        |                           |                         |
|-----------------|--------|--------|--------|--------|--------|---------------------------|-------------------------|
| CAN H           | CAN L  | CAN H  | CAN L  | CAN H  | CAN L  | OUT +                     | OUT -                   |
| CAN1-H          | CAN1-L | CAN2-H | CAN2-L | CAN3-H | CAN3-L | Alternative blink control | Alt. contr. centr. lock |
| 1               | 2      | 3      | 4      | 5      | 6      | 7                         | 8                       |
| +               | +      | +      | +      | +      | +      | +                         | +                       |

| connector 15 pin   |                        |           |            |                  |              |                     |                       |                    |                     |              |                |                    |          |              |
|--------------------|------------------------|-----------|------------|------------------|--------------|---------------------|-----------------------|--------------------|---------------------|--------------|----------------|--------------------|----------|--------------|
| OUT                | OUT                    | OUT       | OUT        | OUT              | OUT          | OUT                 | OUT                   | OUT                | OUT                 | OUT          | OUT            | OUT                | OUT      | OUT          |
| Driver door sensor | Passengers door sensor | Trunk lid | Hood sense | Original alarm++ | Arming state | Lock factory remote | Unlock factory remote | Any button pressed | Handbrake / Parking | Speed 10kmph | Engine running | Engine speed (RPM) | Ignition | Key inserted |
| 1                  | 2                      | 3         | 4          | 5                | 6            | 7                   | 8                     | 9                  | 10                  | 11           | 12             | 13                 | 14       | 15           |
| +                  | +                      | +         | +          | +                | +            | +                   | +                     | +                  | +                   | +            | +              | +                  | +        | +            |

| connector 10 pin |                           |                     |                    |                     |               |                   |                   |     |          |
|------------------|---------------------------|---------------------|--------------------|---------------------|---------------|-------------------|-------------------|-----|----------|
| OUT              | IN                        | IN                  | IN                 | IN                  | IN            | IN                | IN                | IN  | IN       |
| Footbrake        | Drivers door opening sim. | Turn off the engine | Turn on the engine | Turn signal control | Trunk release | Opening all doors | Closing all doors | GND | PWR +12V |
| 1                | 2                         | 3                   | 4                  | 5                   | 6             | 7                 | 8                 | 9   | 10       |
| +                | +                         | +                   | +                  | +                   | +             | +                 | +                 | +   | +        |

|                              |
|------------------------------|
| Contr. of factory alarm      |
| Contr.c.lock. when ign.is on |
| Comfort closure              |

Attention:

**JEEP GRAND CHEROKEE (WL)**

year: 2022 →

with and without Keyless System

program No: 14473

from: 2024-03-27

| connector 8 pin |        |        |        |        |        |                           |                         |
|-----------------|--------|--------|--------|--------|--------|---------------------------|-------------------------|
| CAN H           | CAN L  | CAN H  | CAN L  | CAN H  | CAN L  | OUT +                     | OUT -                   |
| CAN1-H          | CAN1-L | CAN2-H | CAN2-L | CAN3-H | CAN3-L | Alternative blink control | Alt. contr. centr. lock |
| 1               | 2      | 3      | 4      | 5      | 6      | 7                         | 8                       |
| +               | +      | +      | +      | +      | +      | +                         | +                       |

| connector 15 pin   |                        |           |            |                  |              |                     |                       |                    |                     |              |                |                    |          |              |
|--------------------|------------------------|-----------|------------|------------------|--------------|---------------------|-----------------------|--------------------|---------------------|--------------|----------------|--------------------|----------|--------------|
| OUT                | OUT                    | OUT       | OUT        | OUT              | OUT          | OUT                 | OUT                   | OUT                | OUT                 | OUT          | OUT            | OUT                | OUT      | OUT          |
| Driver door sensor | Passengers door sensor | Trunk lid | Hood sense | Original alarm++ | Arming state | Lock factory remote | Unlock factory remote | Any button pressed | Handbrake / Parking | Speed 10kmph | Engine running | Engine speed (RPM) | Ignition | Key inserted |
| 1                  | 2                      | 3         | 4          | 5                | 6            | 7                   | 8                     | 9                  | 10                  | 11           | 12             | 13                 | 14       | 15           |
| +                  | +                      | +         | +          | +                | +            | +                   | +                     | +                  | +                   | +            | +              | +                  | +        | +            |

| connector 10 pin |                           |                     |                    |                     |               |                   |                   |     |          |
|------------------|---------------------------|---------------------|--------------------|---------------------|---------------|-------------------|-------------------|-----|----------|
| OUT              | IN                        | IN                  | IN                 | IN                  | IN            | IN                | IN                | IN  | IN       |
| Footbrake        | Drivers door opening sim. | Turn off the engine | Turn on the engine | Turn signal control | Trunk release | Opening all doors | Closing all doors | GND | PWR +12V |
| 1                | 2                         | 3                   | 4                  | 5                   | 6             | 7                 | 8                 | 9   | 10       |
| +                | +                         | +                   | +                  | +                   | +             | +                 | +                 | +   | +        |

|                              |
|------------------------------|
| Contr. of factory alarm      |
| Contr.c.lock. when ign.is on |
| Comfort closure              |

Attention:

Switches 



**JEEP GRAND CHEROKEE (WK2)**

year: 2017 →

with and without Keyless System

program №: 13687

from: 2022-12-16

| connector 8 pin |        |        |        |        |        |                            |                         | connector 15 pin   |                        |           |            |                  |              |                     |                       |                    |                     |              |                |                    |          |              | connector 10 pin |                           |                     |                    |                     |               |                   |                   |     |          |                         |                              |                 |
|-----------------|--------|--------|--------|--------|--------|----------------------------|-------------------------|--------------------|------------------------|-----------|------------|------------------|--------------|---------------------|-----------------------|--------------------|---------------------|--------------|----------------|--------------------|----------|--------------|------------------|---------------------------|---------------------|--------------------|---------------------|---------------|-------------------|-------------------|-----|----------|-------------------------|------------------------------|-----------------|
| CAN H           | CAN L  | CAN H  | CAN L  | CAN H  | CAN L  | OUT +                      | OUT -                   | OUT                | OUT                    | OUT       | OUT        | OUT              | OUT          | OUT                 | OUT                   | OUT                | OUT                 | OUT          | OUT            | OUT                | OUT      | OUT          | OUT              | IN                        | IN                  | IN                 | IN                  | IN            | IN                | IN                | IN  | IN       |                         |                              |                 |
| CAN1-H          | CAN1-L | CAN2-H | CAN2-L | CAN3-H | CAN3-L | Alternative blink. control | Alt. contr. centr. lock | Driver door sensor | Passengers door sensor | Trunk lid | Hood sense | Original alarm++ | Arming state | Lock factory remote | Unlock factory remote | Any button pressed | Handbrake / Parking | Speed 10kmph | Engine running | Engine speed (RPM) | Ignition | Key inserted | Footbrake        | Drivers door opening sim. | Turn off the engine | Turn on the engine | Turn signal control | Trunk release | Opening all doors | Closing all doors | GND | PWR +12V | Contr. of factory alarm | Contr.c.lock. when ign.is on | Comfort closure |
| 1               | 2      | 3      | 4      | 5      | 6      | 7                          | 8                       | 1                  | 2                      | 3         | 4          | 5                | 6            | 7                   | 8                     | 9                  | 10                  | 11           | 12             | 13                 | 14       | 15           | 1                | 2                         | 3                   | 4                  | 5                   | 6             | 7                 | 8                 | 9   | 10       | +                       | +                            | +               |
| +               | +      | +      | +      | +      | +      | +                          | +                       | +                  | +                      | +         | +          | +                | +            | +                   | +                     | +                  | +                   | +            | +              | +                  | +        | +            | +                | +                         | +                   | +                  | +                   | +             | +                 | +                 | +   | +        | +                       | +                            | +               |

Attention:

**JEEP GRAND CHEROKEE (WK2)**

year: 2014 →

with and without Keyless System

program №: 13218

from: 2022-12-16

| connector 8 pin |        |        |        |        |        |                            |                         | connector 15 pin   |                        |           |            |                  |              |                     |                       |                    |                     |              |                |                    |          |              | connector 10 pin |                           |                     |                    |                     |               |                   |                   |     |          |                         |                              |                 |
|-----------------|--------|--------|--------|--------|--------|----------------------------|-------------------------|--------------------|------------------------|-----------|------------|------------------|--------------|---------------------|-----------------------|--------------------|---------------------|--------------|----------------|--------------------|----------|--------------|------------------|---------------------------|---------------------|--------------------|---------------------|---------------|-------------------|-------------------|-----|----------|-------------------------|------------------------------|-----------------|
| CAN H           | CAN L  | CAN H  | CAN L  | CAN H  | CAN L  | OUT +                      | OUT -                   | OUT                | OUT                    | OUT       | OUT        | OUT              | OUT          | OUT                 | OUT                   | OUT                | OUT                 | OUT          | OUT            | OUT                | OUT      | OUT          | OUT              | IN                        | IN                  | IN                 | IN                  | IN            | IN                | IN                | IN  | IN       | IN                      |                              |                 |
| CAN1-H          | CAN1-L | CAN2-H | CAN2-L | CAN3-H | CAN3-L | Alternative blink. control | Alt. contr. centr. lock | Driver door sensor | Passengers door sensor | Trunk lid | Hood sense | Original alarm++ | Arming state | Lock factory remote | Unlock factory remote | Any button pressed | Handbrake / Parking | Speed 10kmph | Engine running | Engine speed (RPM) | Ignition | Key inserted | Footbrake        | Drivers door opening sim. | Turn off the engine | Turn on the engine | Turn signal control | Trunk release | Opening all doors | Closing all doors | GND | PWR +12V | Contr. of factory alarm | Contr.c.lock. when ign.is on | Comfort closure |
| 1               | 2      | 3      | 4      | 5      | 6      | 7                          | 8                       | 1                  | 2                      | 3         | 4          | 5                | 6            | 7                   | 8                     | 9                  | 10                  | 11           | 12             | 13                 | 14       | 15           | 1                | 2                         | 3                   | 4                  | 5                   | 6             | 7                 | 8                 | 9   | 10       | +                       | +                            | +               |
| +               | +      | +      | +      | +      | +      | +                          | +                       | +                  | +                      | +         | +          | +                | +            | +                   | +                     | +                  | +                   | +            | +              | +                  | +        | +            | +                | +                         | +                   | +                  | +                   | +             | +                 | +                 | +   | +        | +                       | +                            | +               |

Attention:

**JEEP GRAND CHEROKEE (WK2)**

year: 2010 →

with and without Keyless System

program №: 11245

from: 2017-09-01

| connector 8 pin |        |        |        |        |        |                            |                         | connector 15 pin   |                        |           |            |                  |              |                     |                       |                    |                     |              |                |                    |          |              | connector 10 pin |                           |                     |                    |                     |               |                   |                   |     |          |                         |                              |                 |
|-----------------|--------|--------|--------|--------|--------|----------------------------|-------------------------|--------------------|------------------------|-----------|------------|------------------|--------------|---------------------|-----------------------|--------------------|---------------------|--------------|----------------|--------------------|----------|--------------|------------------|---------------------------|---------------------|--------------------|---------------------|---------------|-------------------|-------------------|-----|----------|-------------------------|------------------------------|-----------------|
| CAN H           | CAN L  | CAN H  | CAN L  | CAN H  | CAN L  | OUT +                      | OUT -                   | OUT                | OUT                    | OUT       | OUT        | OUT              | OUT          | OUT                 | OUT                   | OUT                | OUT                 | OUT          | OUT            | OUT                | OUT      | OUT          | OUT              | IN                        | IN                  | IN                 | IN                  | IN            | IN                | IN                | IN  | IN       | IN                      |                              |                 |
| CAN1-H          | CAN1-L | CAN2-H | CAN2-L | CAN3-H | CAN3-L | Alternative blink. control | Alt. contr. centr. lock | Driver door sensor | Passengers door sensor | Trunk lid | Hood sense | Original alarm++ | Arming state | Lock factory remote | Unlock factory remote | Any button pressed | Handbrake / Parking | Speed 10kmph | Engine running | Engine speed (RPM) | Ignition | Key inserted | Footbrake        | Drivers door opening sim. | Turn off the engine | Turn on the engine | Turn signal control | Trunk release | Opening all doors | Closing all doors | GND | PWR +12V | Contr. of factory alarm | Contr.c.lock. when ign.is on | Comfort closure |
| 1               | 2      | 3      | 4      | 5      | 6      | 7                          | 8                       | 1                  | 2                      | 3         | 4          | 5                | 6            | 7                   | 8                     | 9                  | 10                  | 11           | 12             | 13                 | 14       | 15           | 1                | 2                         | 3                   | 4                  | 5                   | 6             | 7                 | 8                 | 9   | 10       | +                       | +                            | +               |
| +               | +      | +      | +      | +      | +      | +                          | +                       | +                  | +                      | +         | +          | +                | +            | +                   | +                     | +                  | +                   | +            | +              | +                  | +        | +            | +                | +                         | +                   | +                  | +                   | +             | +                 | +                 | +   | +        | +                       | +                            | +               |

Attention:

**JEEP GRAND CHEROKEE (WH/WK)**

year: 2008 →

without Keyless System

program №: 13774

from: 2021-08-11

| connector 8 pin |        |        |        |        |        |                            |                         | connector 15 pin   |                        |           |            |                  |              |                     |                       |                    |                     |              |                |                    |          |              | connector 10 pin |                           |                     |                    |                     |               |                   |                   |     |          |                         |                              |                 |
|-----------------|--------|--------|--------|--------|--------|----------------------------|-------------------------|--------------------|------------------------|-----------|------------|------------------|--------------|---------------------|-----------------------|--------------------|---------------------|--------------|----------------|--------------------|----------|--------------|------------------|---------------------------|---------------------|--------------------|---------------------|---------------|-------------------|-------------------|-----|----------|-------------------------|------------------------------|-----------------|
| CAN H           | CAN L  | CAN H  | CAN L  | CAN H  | CAN L  | OUT +                      | OUT -                   | OUT                | OUT                    | OUT       | OUT        | OUT              | OUT          | OUT                 | OUT                   | OUT                | OUT                 | OUT          | OUT            | OUT                | OUT      | OUT          | OUT              | IN                        | IN                  | IN                 | IN                  | IN            | IN                | IN                | IN  | IN       | IN                      |                              |                 |
| CAN1-H          | CAN1-L | CAN2-H | CAN2-L | CAN3-H | CAN3-L | Alternative blink. control | Alt. contr. centr. lock | Driver door sensor | Passengers door sensor | Trunk lid | Hood sense | Original alarm++ | Arming state | Lock factory remote | Unlock factory remote | Any button pressed | Handbrake / Parking | Speed 10kmph | Engine running | Engine speed (RPM) | Ignition | Key inserted | Footbrake        | Drivers door opening sim. | Turn off the engine | Turn on the engine | Turn signal control | Trunk release | Opening all doors | Closing all doors | GND | PWR +12V | Contr. of factory alarm | Contr.c.lock. when ign.is on | Comfort closure |
| 1               | 2      | 3      | 4      | 5      | 6      | 7                          | 8                       | 1                  | 2                      | 3         | 4          | 5                | 6            | 7                   | 8                     | 9                  | 10                  | 11           | 12             | 13                 | 14       | 15           | 1                | 2                         | 3                   | 4                  | 5                   | 6             | 7                 | 8                 | 9   | 10       | +                       | +                            | +               |
| +               | +      | +      | +      | +      | +      | +                          | +                       | +                  | +                      | +         | +          | +                | +            | +                   | +                     | +                  | +                   | +            | +              | +                  | +        | +            | +                | +                         | +                   | +                  | +                   | +             | +                 | +                 | +   | +        | +                       | +                            | +               |

Attention:

**JEEP GRAND CHEROKEE (WH/WK)**

year: 2005 →

with and without Keyless System

program №: 11278

from: 2017-09-01

| connector 8 pin |        |        |        |        |        |                            |                         | connector 15 pin   |                        |           |            |                  |              |                     |                       |                    |                     |              |                |                    |          |              | connector 10 pin |                           |                     |                    |                     |               |                   |                   |     |          |                         |                              |                 |
|-----------------|--------|--------|--------|--------|--------|----------------------------|-------------------------|--------------------|------------------------|-----------|------------|------------------|--------------|---------------------|-----------------------|--------------------|---------------------|--------------|----------------|--------------------|----------|--------------|------------------|---------------------------|---------------------|--------------------|---------------------|---------------|-------------------|-------------------|-----|----------|-------------------------|------------------------------|-----------------|
| CAN H           | CAN L  | CAN H  | CAN L  | CAN H  | CAN L  | OUT +                      | OUT -                   | OUT                | OUT                    | OUT       | OUT        | OUT              | OUT          | OUT                 | OUT                   | OUT                | OUT                 | OUT          | OUT            | OUT                | OUT      | OUT          | OUT              | IN                        | IN                  | IN                 | IN                  | IN            | IN                | IN                | IN  | IN       | IN                      | IN                           |                 |
| CAN1-H          | CAN1-L | CAN2-H | CAN2-L | CAN3-H | CAN3-L | Alternative blink. control | Alt. contr. centr. lock | Driver door sensor | Passengers door sensor | Trunk lid | Hood sense | Original alarm++ | Arming state | Lock factory remote | Unlock factory remote | Any button pressed | Handbrake / Parking | Speed 10kmph | Engine running | Engine speed (RPM) | Ignition | Key inserted | Footbrake        | Drivers door opening sim. | Turn off the engine | Turn on the engine | Turn signal control | Trunk release | Opening all doors | Closing all doors | GND | PWR +12V | Contr. of factory alarm | Contr.c.lock. when ign.is on | Comfort closure |
| 1               | 2      | 3      | 4      | 5      | 6      | 7                          | 8                       | 1                  | 2                      | 3         | 4          | 5                | 6            | 7                   | 8                     | 9                  | 10                  | 11           | 12             | 13                 | 14       | 15           | 1                | 2                         | 3                   | 4                  | 5                   | 6             | 7                 | 8                 | 9   | 10       | +                       | +                            | +               |
| +               | +      | +      | +      | +      | +      | +                          | +                       | +                  | +                      | +         | +          | +                | +            | +                   | +                     | +                  | +                   | +            | +              | +                  | +        | +            | +                | +                         | +                   | +                  | +                   | +             | +                 | +                 | +   | +        | +                       | +                            | +               |

Attention:



| <b>JEEP RENEGADE (BU) (Keyless)</b> |        |        |        |        |                    |                        |           |            |                  | year: 2015 →     | with Keyless System | program N°: 11554     | from: 2023-01-19   |                     |              |                |                    |          |              |           |                           |                     |                    |                     |               |                   |                   |     |          |
|-------------------------------------|--------|--------|--------|--------|--------------------|------------------------|-----------|------------|------------------|------------------|---------------------|-----------------------|--------------------|---------------------|--------------|----------------|--------------------|----------|--------------|-----------|---------------------------|---------------------|--------------------|---------------------|---------------|-------------------|-------------------|-----|----------|
| connector 8 pin                     |        |        |        |        | connector 15 pin   |                        |           |            |                  | connector 10 pin |                     |                       |                    |                     |              |                |                    |          |              |           |                           |                     |                    |                     |               |                   |                   |     |          |
| CAN H                               | CAN L  | CAN H  | CAN L  | CAN H  | OUT -              | OUT -                  | OUT -     | OUT -      | OUT -            | OUT -            | OUT -               | OUT -                 | OUT -              | OUT -               | OUT +        | IN -           | IN -               | IN -     | IN -         | IN -      | IN -                      |                     |                    |                     |               |                   |                   |     |          |
| CAN1-H                              | CAN1-L | CAN2-H | CAN2-L | CAN3-H | Driver door sensor | Passengers door sensor | Trunk lid | Hood sense | Original alarm++ | Arming state     | Lock factory remote | Unlock factory remote | Any button pressed | Handbrake / Parking | Speed 10kmph | Engine running | Engine speed (RPM) | Ignition | Key inserted | Footbrake | Drivers door opening sim. | Turn off the engine | Turn on the engine | Turn signal control | Trunk release | Opening all doors | Closing all doors | GND | PWR +12V |
| 1                                   | 2      | 3      | 4      | 5      | 1                  | 2                      | 3         | 4          | 5                | 6                | 7                   | 8                     | 9                  | 10                  | 11           | 12             | 13                 | 14       | 15           | 1         | 2                         | 3                   | 4                  | 5                   | 6             | 7                 | 8                 | 9   | 10       |
| +                                   | +      | +      | +      | +      | +                  | +                      | +         | +          | +                | +                | +                   | +                     | +                  | +                   | +            | +              | +                  | +        | +            | +         | +                         | +                   | +                  | +                   | +             | +                 | +                 | +   | +        |

Attention:

Switches

| <b>JEEP RENEGADE (BU)</b> |        |        |        |        |                    |                        |           |            |                  | year: 2015 →     | without Keyless System | program N°: 11599     | from: 2021-12-31   |                     |              |                |                    |          |              |           |                           |                     |                    |                     |               |                   |                   |     |          |
|---------------------------|--------|--------|--------|--------|--------------------|------------------------|-----------|------------|------------------|------------------|------------------------|-----------------------|--------------------|---------------------|--------------|----------------|--------------------|----------|--------------|-----------|---------------------------|---------------------|--------------------|---------------------|---------------|-------------------|-------------------|-----|----------|
| connector 8 pin           |        |        |        |        | connector 15 pin   |                        |           |            |                  | connector 10 pin |                        |                       |                    |                     |              |                |                    |          |              |           |                           |                     |                    |                     |               |                   |                   |     |          |
| CAN H                     | CAN L  | CAN H  | CAN L  | CAN H  | OUT -              | OUT -                  | OUT -     | OUT -      | OUT -            | OUT -            | OUT -                  | OUT -                 | OUT -              | OUT -               | OUT +        | IN -           | IN -               | IN -     | IN -         | IN -      | IN -                      |                     |                    |                     |               |                   |                   |     |          |
| CAN1-H                    | CAN1-L | CAN2-H | CAN2-L | CAN3-H | Driver door sensor | Passengers door sensor | Trunk lid | Hood sense | Original alarm++ | Arming state     | Lock factory remote    | Unlock factory remote | Any button pressed | Handbrake / Parking | Speed 10kmph | Engine running | Engine speed (RPM) | Ignition | Key inserted | Footbrake | Drivers door opening sim. | Turn off the engine | Turn on the engine | Turn signal control | Trunk release | Opening all doors | Closing all doors | GND | PWR +12V |
| 1                         | 2      | 3      | 4      | 5      | 1                  | 2                      | 3         | 4          | 5                | 6                | 7                      | 8                     | 9                  | 10                  | 11           | 12             | 13                 | 14       | 15           | 1         | 2                         | 3                   | 4                  | 5                   | 6             | 7                 | 8                 | 9   | 10       |
| +                         | +      | +      | +      | +      | +                  | +                      | +         | +          | +                | +                | +                      | +                     | +                  | +                   | +            | +              | +                  | +        | +            | +         | +                         | +                   | +                  | +                   | +             | +                 | +                 | +   | +        |

Attention:

Switches

| <b>JEEP RENEGADE 4xe (BU) (Hybrid) (Plug-in) (Keyless)</b> |        |        |        |        |                    |                        |           |            |                  | year: 2022 →     | with Keyless System | program N°: 14619     | from: 2023-03-08   |                     |              |                |                    |          |              |           |                           |                     |                    |                     |               |                   |                   |     |          |
|------------------------------------------------------------|--------|--------|--------|--------|--------------------|------------------------|-----------|------------|------------------|------------------|---------------------|-----------------------|--------------------|---------------------|--------------|----------------|--------------------|----------|--------------|-----------|---------------------------|---------------------|--------------------|---------------------|---------------|-------------------|-------------------|-----|----------|
| connector 8 pin                                            |        |        |        |        | connector 15 pin   |                        |           |            |                  | connector 10 pin |                     |                       |                    |                     |              |                |                    |          |              |           |                           |                     |                    |                     |               |                   |                   |     |          |
| CAN H                                                      | CAN L  | CAN H  | CAN L  | CAN H  | OUT -              | OUT -                  | OUT -     | OUT -      | OUT -            | OUT -            | OUT -               | OUT -                 | OUT -              | OUT -               | OUT +        | IN -           | IN -               | IN -     | IN -         | IN -      | IN -                      |                     |                    |                     |               |                   |                   |     |          |
| CAN1-H                                                     | CAN1-L | CAN2-H | CAN2-L | CAN3-H | Driver door sensor | Passengers door sensor | Trunk lid | Hood sense | Original alarm++ | Arming state     | Lock factory remote | Unlock factory remote | Any button pressed | Handbrake / Parking | Speed 10kmph | Engine running | Engine speed (RPM) | Ignition | Key inserted | Footbrake | Drivers door opening sim. | Turn off the engine | Turn on the engine | Turn signal control | Trunk release | Opening all doors | Closing all doors | GND | PWR +12V |
| 1                                                          | 2      | 3      | 4      | 5      | 1                  | 2                      | 3         | 4          | 5                | 6                | 7                   | 8                     | 9                  | 10                  | 11           | 12             | 13                 | 14       | 15           | 1         | 2                         | 3                   | 4                  | 5                   | 6             | 7                 | 8                 | 9   | 10       |
| +                                                          | +      | +      | +      | +      | +                  | +                      | +         | +          | +                | +                | +                   | +                     | +                  | +                   | +            | +              | +                  | +        | +            | +         | +                         | +                   | +                  | +                   | +             | +                 | +                 | +   | +        |

Attention:

Switches

| <b>JEEP WRANGLER (JL)</b> |        |        |        |        |                    |                        |           |            |                  | year: 2018 →     | with and without Keyless System | program N°: 12475     | from: 2022-12-16   |                     |              |                |                    |          |              |           |                           |                     |                    |                     |               |                   |                   |     |          |
|---------------------------|--------|--------|--------|--------|--------------------|------------------------|-----------|------------|------------------|------------------|---------------------------------|-----------------------|--------------------|---------------------|--------------|----------------|--------------------|----------|--------------|-----------|---------------------------|---------------------|--------------------|---------------------|---------------|-------------------|-------------------|-----|----------|
| connector 8 pin           |        |        |        |        | connector 15 pin   |                        |           |            |                  | connector 10 pin |                                 |                       |                    |                     |              |                |                    |          |              |           |                           |                     |                    |                     |               |                   |                   |     |          |
| CAN H                     | CAN L  | CAN H  | CAN L  | CAN H  | OUT -              | OUT -                  | OUT -     | OUT -      | OUT -            | OUT -            | OUT -                           | OUT -                 | OUT -              | OUT -               | OUT +        | IN -           | IN -               | IN -     | IN -         | IN -      | IN -                      |                     |                    |                     |               |                   |                   |     |          |
| CAN1-H                    | CAN1-L | CAN2-H | CAN2-L | CAN3-H | Driver door sensor | Passengers door sensor | Trunk lid | Hood sense | Original alarm++ | Arming state     | Lock factory remote             | Unlock factory remote | Any button pressed | Handbrake / Parking | Speed 10kmph | Engine running | Engine speed (RPM) | Ignition | Key inserted | Footbrake | Drivers door opening sim. | Turn off the engine | Turn on the engine | Turn signal control | Trunk release | Opening all doors | Closing all doors | GND | PWR +12V |
| 1                         | 2      | 3      | 4      | 5      | 1                  | 2                      | 3         | 4          | 5                | 6                | 7                               | 8                     | 9                  | 10                  | 11           | 12             | 13                 | 14       | 15           | 1         | 2                         | 3                   | 4                  | 5                   | 6             | 7                 | 8                 | 9   | 10       |
| +                         | +      | +      | +      | +      | +                  | +                      | +         | +          | +                | +                | +                               | +                     | +                  | +                   | +            | +              | +                  | +        | +            | +         | +                         | +                   | +                  | +                   | +             | +                 | +                 | +   | +        |

Attention:

Switches

| <b>JEEP WRANGLER (JK)</b> |        |        |        |        |                    |                        |           |            |                  | year: 2013 →     | with and without Keyless System | program N°: 11245     | from: 2017-09-01   |                     |              |                |                    |          |              |           |                           |                     |                    |                     |               |                   |                   |     |          |
|---------------------------|--------|--------|--------|--------|--------------------|------------------------|-----------|------------|------------------|------------------|---------------------------------|-----------------------|--------------------|---------------------|--------------|----------------|--------------------|----------|--------------|-----------|---------------------------|---------------------|--------------------|---------------------|---------------|-------------------|-------------------|-----|----------|
| connector 8 pin           |        |        |        |        | connector 15 pin   |                        |           |            |                  | connector 10 pin |                                 |                       |                    |                     |              |                |                    |          |              |           |                           |                     |                    |                     |               |                   |                   |     |          |
| CAN H                     | CAN L  | CAN H  | CAN L  | CAN H  | OUT -              | OUT -                  | OUT -     | OUT -      | OUT -            | OUT -            | OUT -                           | OUT -                 | OUT -              | OUT -               | OUT +        | IN -           | IN -               | IN -     | IN -         | IN -      | IN -                      |                     |                    |                     |               |                   |                   |     |          |
| CAN1-H                    | CAN1-L | CAN2-H | CAN2-L | CAN3-H | Driver door sensor | Passengers door sensor | Trunk lid | Hood sense | Original alarm++ | Arming state     | Lock factory remote             | Unlock factory remote | Any button pressed | Handbrake / Parking | Speed 10kmph | Engine running | Engine speed (RPM) | Ignition | Key inserted | Footbrake | Drivers door opening sim. | Turn off the engine | Turn on the engine | Turn signal control | Trunk release | Opening all doors | Closing all doors | GND | PWR +12V |
| 1                         | 2      | 3      | 4      | 5      | 1                  | 2                      | 3         | 4          | 5                | 6                | 7                               | 8                     | 9                  | 10                  | 11           | 12             | 13                 | 14       | 15           | 1         | 2                         | 3                   | 4                  | 5                   | 6             | 7                 | 8                 | 9   | 10       |
| +                         | +      | +      | +      | +      | +                  | +                      | +         | +          | +                | +                | +                               | +                     | +                  | +                   | +            | +              | +                  | +        | +            | +         | +                         | +                   | +                  | +                   | +             | +                 | +                 | +   | +        |

Attention:

Switches

**JEEP WRANGLER (JK)** year: 2007 → program #: 11245 from: 2022-02-17

| connector 8 pin |        |        |        |        |        |       |                           | connector 15 pin   |                        |           |            |                  |              |                     |                       |                    |                     |              |                |                    |          |              | connector 10 pin |                           |                     |                    |                     |               |                   |                   |     |          |    |    |    |    |    |    |    |   |   |  |
|-----------------|--------|--------|--------|--------|--------|-------|---------------------------|--------------------|------------------------|-----------|------------|------------------|--------------|---------------------|-----------------------|--------------------|---------------------|--------------|----------------|--------------------|----------|--------------|------------------|---------------------------|---------------------|--------------------|---------------------|---------------|-------------------|-------------------|-----|----------|----|----|----|----|----|----|----|---|---|--|
| CAN H           | CAN L  | CAN H  | CAN L  | CAN H  | CAN L  | CAN L | OUT +/-                   | OUT                | OUT                    | OUT       | OUT        | OUT              | OUT          | OUT                 | OUT                   | OUT                | OUT                 | OUT          | OUT            | OUT                | OUT      | OUT          | OUT              | OUT                       | OUT                 | OUT                | OUT                 | OUT           | OUT               | OUT               | IN  | IN       | IN | IN | IN | IN | IN | IN | IN |   |   |  |
| CAN1-H          | CAN1-L | CAN2-H | CAN2-L | CAN3-H | CAN3-L |       | Alternative blink control | Driver door sensor | Passengers door sensor | Trunk lid | Hood sense | Original alarm++ | Arming state | Lock factory remote | Unlock factory remote | Any button pressed | Handbrake / Parking | Speed 10kmph | Engine running | Engine speed (RPM) | Ignition | Key inserted | Footbrake        | Drivers door opening sim. | Turn off the engine | Turn on the engine | Turn signal control | Trunk release | Opening all doors | Closing all doors | GND | PWR +12V |    |    |    |    |    |    |    |   |   |  |
| 1               | 2      | 3      | 4      | 5      | 6      |       | 7                         | 1                  | 2                      | 3         | 4          | 5                | 6            | 7                   | 8                     | 9                  | 10                  | 11           | 12             | 13                 | 14       | 15           | 1                | 2                         | 3                   | 4                  | 5                   | 6             | 7                 | 8                 | 9   | 10       |    |    |    |    |    |    |    |   |   |  |
| +               | +      | +      | +      | +      | +      |       |                           | +                  | +                      | +         | +          | +                | +            | +                   | +                     | +                  | +                   | +            | +              | +                  | +        | +            | +                | +                         | +                   | +                  | +                   | +             | +                 | +                 | +   | +        | +  | +  | +  | +  | +  | +  | +  | + | + |  |
| Attention:      |        |        |        |        |        |       |                           |                    |                        |           |            |                  |              |                     |                       |                    |                     |              |                |                    |          |              |                  |                           |                     |                    |                     |               |                   |                   |     |          |    |    |    |    |    |    |    |   |   |  |

**JEEP WRANGLER 4xe (JL) (Hybrid) (Plug-in)** year: 2021 → program #: 14288 from: 2022-12-16

with and without Keyless System

| connector 8 pin |        |        |        |        |        |       |                           | connector 15 pin   |                        |           |            |                  |              |                     |                       |                    |                     |              |                |                    |          |              | connector 10 pin |                           |                     |                    |                     |               |                   |                   |     |          |    |    |    |    |    |    |    |    |   |  |
|-----------------|--------|--------|--------|--------|--------|-------|---------------------------|--------------------|------------------------|-----------|------------|------------------|--------------|---------------------|-----------------------|--------------------|---------------------|--------------|----------------|--------------------|----------|--------------|------------------|---------------------------|---------------------|--------------------|---------------------|---------------|-------------------|-------------------|-----|----------|----|----|----|----|----|----|----|----|---|--|
| CAN H           | CAN L  | CAN H  | CAN L  | CAN H  | CAN L  | CAN L | OUT +/-                   | OUT                | OUT                    | OUT       | OUT        | OUT              | OUT          | OUT                 | OUT                   | OUT                | OUT                 | OUT          | OUT            | OUT                | OUT      | OUT          | OUT              | OUT                       | OUT                 | OUT                | OUT                 | OUT           | OUT               | OUT               | OUT | IN       | IN | IN | IN | IN | IN | IN | IN | IN |   |  |
| CAN1-H          | CAN1-L | CAN2-H | CAN2-L | CAN3-H | CAN3-L |       | Alternative blink control | Driver door sensor | Passengers door sensor | Trunk lid | Hood sense | Original alarm++ | Arming state | Lock factory remote | Unlock factory remote | Any button pressed | Handbrake / Parking | Speed 10kmph | Engine running | Engine speed (RPM) | Ignition | Key inserted | Footbrake        | Drivers door opening sim. | Turn off the engine | Turn on the engine | Turn signal control | Trunk release | Opening all doors | Closing all doors | GND | PWR +12V |    |    |    |    |    |    |    |    |   |  |
| 1               | 2      | 3      | 4      | 5      | 6      |       | 7                         | 1                  | 2                      | 3         | 4          | 5                | 6            | 7                   | 8                     | 9                  | 10                  | 11           | 12             | 13                 | 14       | 15           | 1                | 2                         | 3                   | 4                  | 5                   | 6             | 7                 | 8                 | 9   | 10       |    |    |    |    |    |    |    |    |   |  |
| +               | +      | +      | +      | +      | +      |       |                           | +                  | +                      | +         | +          | +                | +            | +                   | +                     | +                  | +                   | +            | +              | +                  | +        | +            | +                | +                         | +                   | +                  | +                   | +             | +                 | +                 | +   | +        | +  | +  | +  | +  | +  | +  | +  | +  | + |  |
| Attention:      |        |        |        |        |        |       |                           |                    |                        |           |            |                  |              |                     |                       |                    |                     |              |                |                    |          |              |                  |                           |                     |                    |                     |               |                   |                   |     |          |    |    |    |    |    |    |    |    |   |  |

**KAIYI X3 PRO** year: 2023 → program #: 14717 from: 2023-05-29

with and without Keyless System

| connector 8 pin |        |        |        |        |        |       |                           | connector 15 pin   |                        |           |            |                  |              |                     |                       |                    |                     |              |                |                    |          |              | connector 10 pin |                           |                     |                    |                     |               |                   |                   |     |          |    |    |    |    |    |    |    |    |   |  |
|-----------------|--------|--------|--------|--------|--------|-------|---------------------------|--------------------|------------------------|-----------|------------|------------------|--------------|---------------------|-----------------------|--------------------|---------------------|--------------|----------------|--------------------|----------|--------------|------------------|---------------------------|---------------------|--------------------|---------------------|---------------|-------------------|-------------------|-----|----------|----|----|----|----|----|----|----|----|---|--|
| CAN H           | CAN L  | CAN H  | CAN L  | CAN H  | CAN L  | CAN L | OUT +/-                   | OUT                | OUT                    | OUT       | OUT        | OUT              | OUT          | OUT                 | OUT                   | OUT                | OUT                 | OUT          | OUT            | OUT                | OUT      | OUT          | OUT              | OUT                       | OUT                 | OUT                | OUT                 | OUT           | OUT               | OUT               | OUT | IN       | IN | IN | IN | IN | IN | IN | IN | IN |   |  |
| CAN1-H          | CAN1-L | CAN2-H | CAN2-L | CAN3-H | CAN3-L |       | Alternative blink control | Driver door sensor | Passengers door sensor | Trunk lid | Hood sense | Original alarm++ | Arming state | Lock factory remote | Unlock factory remote | Any button pressed | Handbrake / Parking | Speed 10kmph | Engine running | Engine speed (RPM) | Ignition | Key inserted | Footbrake        | Drivers door opening sim. | Turn off the engine | Turn on the engine | Turn signal control | Trunk release | Opening all doors | Closing all doors | GND | PWR +12V |    |    |    |    |    |    |    |    |   |  |
| 1               | 2      | 3      | 4      | 5      | 6      |       | 7                         | 1                  | 2                      | 3         | 4          | 5                | 6            | 7                   | 8                     | 9                  | 10                  | 11           | 12             | 13                 | 14       | 15           | 1                | 2                         | 3                   | 4                  | 5                   | 6             | 7                 | 8                 | 9   | 10       |    |    |    |    |    |    |    |    |   |  |
| +               | +      | +      | +      | +      | +      |       |                           | +                  | +                      | +         | +          | +                | +            | +                   | +                     | +                  | +                   | +            | +              | +                  | +        | +            | +                | +                         | +                   | +                  | +                   | +             | +                 | +                 | +   | +        | +  | +  | +  | +  | +  | +  | +  | +  | + |  |
| Attention:      |        |        |        |        |        |       |                           |                    |                        |           |            |                  |              |                     |                       |                    |                     |              |                |                    |          |              |                  |                           |                     |                    |                     |               |                   |                   |     |          |    |    |    |    |    |    |    |    |   |  |

**KIA CADENZA (Keyless)** year: 2009 → program #: 11363 from: 2017-09-01

with Keyless System

| connector 8 pin |        |        |        |        |        |       |                           | connector 15 pin   |                        |           |            |                  |              |                     |                       |                    |                     |              |                |                    |          |              | connector 10 pin |                           |                     |                    |                     |               |                   |                   |     |          |    |    |    |    |    |    |    |    |   |  |
|-----------------|--------|--------|--------|--------|--------|-------|---------------------------|--------------------|------------------------|-----------|------------|------------------|--------------|---------------------|-----------------------|--------------------|---------------------|--------------|----------------|--------------------|----------|--------------|------------------|---------------------------|---------------------|--------------------|---------------------|---------------|-------------------|-------------------|-----|----------|----|----|----|----|----|----|----|----|---|--|
| CAN H           | CAN L  | CAN H  | CAN L  | CAN H  | CAN L  | CAN L | OUT +/-                   | OUT                | OUT                    | OUT       | OUT        | OUT              | OUT          | OUT                 | OUT                   | OUT                | OUT                 | OUT          | OUT            | OUT                | OUT      | OUT          | OUT              | OUT                       | OUT                 | OUT                | OUT                 | OUT           | OUT               | OUT               | OUT | IN       | IN | IN | IN | IN | IN | IN | IN | IN |   |  |
| CAN1-H          | CAN1-L | CAN2-H | CAN2-L | CAN3-H | CAN3-L |       | Alternative blink control | Driver door sensor | Passengers door sensor | Trunk lid | Hood sense | Original alarm++ | Arming state | Lock factory remote | Unlock factory remote | Any button pressed | Handbrake / Parking | Speed 10kmph | Engine running | Engine speed (RPM) | Ignition | Key inserted | Footbrake        | Drivers door opening sim. | Turn off the engine | Turn on the engine | Turn signal control | Trunk release | Opening all doors | Closing all doors | GND | PWR +12V |    |    |    |    |    |    |    |    |   |  |
| 1               | 2      | 3      | 4      | 5      | 6      |       | 7                         | 1                  | 2                      | 3         | 4          | 5                | 6            | 7                   | 8                     | 9                  | 10                  | 11           | 12             | 13                 | 14       | 15           | 1                | 2                         | 3                   | 4                  | 5                   | 6             | 7                 | 8                 | 9   | 10       |    |    |    |    |    |    |    |    |   |  |
| +               | +      | +      | +      | +      | +      |       |                           | +                  | +                      | +         | +          | +                | +            | +                   | +                     | +                  | +                   | +            | +              | +                  | +        | +            | +                | +                         | +                   | +                  | +                   | +             | +                 | +                 | +   | +        | +  | +  | +  | +  | +  | +  | +  | +  | + |  |
| Attention:      |        |        |        |        |        |       |                           |                    |                        |           |            |                  |              |                     |                       |                    |                     |              |                |                    |          |              |                  |                           |                     |                    |                     |               |                   |                   |     |          |    |    |    |    |    |    |    |    |   |  |

**KIA CARENS (RP)** year: 2016 → program #: 12436 from: 2018-08-22

with and without Keyless System

| connector 8 pin |        |        |        |        |        |       |                           | connector 15 pin   |                        |           |            |                  |              |                     |                       |                    |                     |              |                |                    |          |              | connector 10 pin |                           |                     |                    |                     |               |                   |                   |     |          |    |    |    |    |    |    |    |    |   |  |
|-----------------|--------|--------|--------|--------|--------|-------|---------------------------|--------------------|------------------------|-----------|------------|------------------|--------------|---------------------|-----------------------|--------------------|---------------------|--------------|----------------|--------------------|----------|--------------|------------------|---------------------------|---------------------|--------------------|---------------------|---------------|-------------------|-------------------|-----|----------|----|----|----|----|----|----|----|----|---|--|
| CAN H           | CAN L  | CAN H  | CAN L  | CAN H  | CAN L  | CAN L | OUT +/-                   | OUT                | OUT                    | OUT       | OUT        | OUT              | OUT          | OUT                 | OUT                   | OUT                | OUT                 | OUT          | OUT            | OUT                | OUT      | OUT          | OUT              | OUT                       | OUT                 | OUT                | OUT                 | OUT           | OUT               | OUT               | OUT | IN       | IN | IN | IN | IN | IN | IN | IN | IN |   |  |
| CAN1-H          | CAN1-L | CAN2-H | CAN2-L | CAN3-H | CAN3-L |       | Alternative blink control | Driver door sensor | Passengers door sensor | Trunk lid | Hood sense | Original alarm++ | Arming state | Lock factory remote | Unlock factory remote | Any button pressed | Handbrake / Parking | Speed 10kmph | Engine running | Engine speed (RPM) | Ignition | Key inserted | Footbrake        | Drivers door opening sim. | Turn off the engine | Turn on the engine | Turn signal control | Trunk release | Opening all doors | Closing all doors | GND | PWR +12V |    |    |    |    |    |    |    |    |   |  |
| 1               | 2      | 3      | 4      | 5      | 6      |       | 7                         | 1                  | 2                      | 3         | 4          | 5                | 6            | 7                   | 8                     | 9                  | 10                  | 11           | 12             | 13                 | 14       | 15           | 1                | 2                         | 3                   | 4                  | 5                   | 6             | 7                 | 8                 | 9   | 10       |    |    |    |    |    |    |    |    |   |  |
| +               | +      | +      | +      | +      | +      |       |                           | +                  | +                      | +         | +          | +                | +            | +                   | +                     | +                  | +                   | +            | +              | +                  | +        | +            | +                | +                         | +                   | +                  | +                   | +             | +                 | +                 | +   | +        | +  | +  | +  | +  | +  | +  | +  | +  | + |  |
| Attention:      |        |        |        |        |        |       |                           |                    |                        |           |            |                  |              |                     |                       |                    |                     |              |                |                    |          |              |                  |                           |                     |                    |                     |               |                   |                   |     |          |    |    |    |    |    |    |    |    |   |  |



| KIA CEED (CD) (Hybrid) (Plug-in) |        |        |        |        |        |                           |                         |                    |                        | year: 2020 → |            |                  |              |                     |                       |                    |                     |              |                | with and without Keyless System |          |              |           |                           |                     |                    |                     |               |                   | program No: 13256 |       |          |                         |                              |                 |       |       |       |  | from: 2023-02-08 |  |  |  |  |  |  |  |  |  |
|----------------------------------|--------|--------|--------|--------|--------|---------------------------|-------------------------|--------------------|------------------------|--------------|------------|------------------|--------------|---------------------|-----------------------|--------------------|---------------------|--------------|----------------|---------------------------------|----------|--------------|-----------|---------------------------|---------------------|--------------------|---------------------|---------------|-------------------|-------------------|-------|----------|-------------------------|------------------------------|-----------------|-------|-------|-------|--|------------------|--|--|--|--|--|--|--|--|--|
| connector 8 pin                  |        |        |        |        |        |                           |                         | OUT +              |                        | OUT +        |            | OUT +            |              | OUT +               |                       | OUT +              |                     | OUT +        |                | OUT +                           |          | OUT +        |           | OUT +                     |                     | OUT +              |                     | OUT +         |                   | OUT +             |       | OUT +    |                         | OUT +                        |                 | OUT + |       | OUT + |  |                  |  |  |  |  |  |  |  |  |  |
| CAN H                            | CAN L  | CAN H  | CAN L  | CAN H  | CAN L  | CAN H                     | CAN L                   | OUT +              | OUT +                  | OUT +        | OUT +      | OUT +            | OUT +        | OUT +               | OUT +                 | OUT +              | OUT +               | OUT +        | OUT +          | OUT +                           | OUT +    | OUT +        | OUT +     | OUT +                     | OUT +               | OUT +              | OUT +               | OUT +         | OUT +             | OUT +             | OUT + | OUT +    | OUT +                   | OUT +                        | OUT +           | OUT + | OUT + |       |  |                  |  |  |  |  |  |  |  |  |  |
| CAN1-H                           | CAN1-L | CAN2-H | CAN2-L | CAN3-H | CAN3-L | Alternative blink control | Alt. contr. centr. lock | Driver door sensor | Passengers door sensor | Trunk lid    | Hood sense | Original alarm++ | Arming state | Lock factory remote | Unlock factory remote | Any button pressed | Handbrake / Parking | Speed 10kmph | Engine running | Engine speed (RPM)              | Ignition | Key inserted | Footbrake | Drivers door opening sim. | Turn off the engine | Turn on the engine | Turn signal control | Trunk release | Opening all doors | Closing all doors | GND   | PWR +12V | Contr. of factory alarm | Contr.c.lock. when ign.is on | Comfort closure |       |       |       |  |                  |  |  |  |  |  |  |  |  |  |
| 1                                | 2      | 3      | 4      | 5      | 6      | 7                         | 8                       | 1                  | 2                      | 3            | 4          | 5                | 6            | 7                   | 8                     | 9                  | 10                  | 11           | 12             | 13                              | 14       | 15           | 1         | 2                         | 3                   | 4                  | 5                   | 6             | 7                 | 8                 | 9     | 10       | 11                      | 12                           | 13              | 14    | 15    |       |  |                  |  |  |  |  |  |  |  |  |  |
| +                                | +      | +      | +      | +      | +      | +                         | +                       | +                  | +                      | +            | +          | +                | +            | +                   | +                     | +                  | +                   | +            | +              | +                               | +        | +            | +         | +                         | +                   | +                  | +                   | +             | +                 | +                 | +     | +        | +                       | +                            | +               | +     | +     | +     |  |                  |  |  |  |  |  |  |  |  |  |

Attention:

Switches

| KIA CEED (CD)   |        |        |        |        |        |                           |                         |                    |                        | year: 2018 → |            |                  |              |                     |                       |                    |                     |              |                | with and without Keyless System |          |              |           |                           |                     |                    |                     |               |                   | program No: 12441 |       |          |                         |                              |                 |       |       |       |  | from: 2018-08-27 |  |  |  |  |  |  |  |  |  |
|-----------------|--------|--------|--------|--------|--------|---------------------------|-------------------------|--------------------|------------------------|--------------|------------|------------------|--------------|---------------------|-----------------------|--------------------|---------------------|--------------|----------------|---------------------------------|----------|--------------|-----------|---------------------------|---------------------|--------------------|---------------------|---------------|-------------------|-------------------|-------|----------|-------------------------|------------------------------|-----------------|-------|-------|-------|--|------------------|--|--|--|--|--|--|--|--|--|
| connector 8 pin |        |        |        |        |        |                           |                         | OUT +              |                        | OUT +        |            | OUT +            |              | OUT +               |                       | OUT +              |                     | OUT +        |                | OUT +                           |          | OUT +        |           | OUT +                     |                     | OUT +              |                     | OUT +         |                   | OUT +             |       | OUT +    |                         | OUT +                        |                 | OUT + |       | OUT + |  |                  |  |  |  |  |  |  |  |  |  |
| CAN H           | CAN L  | CAN H  | CAN L  | CAN H  | CAN L  | CAN H                     | CAN L                   | OUT +              | OUT +                  | OUT +        | OUT +      | OUT +            | OUT +        | OUT +               | OUT +                 | OUT +              | OUT +               | OUT +        | OUT +          | OUT +                           | OUT +    | OUT +        | OUT +     | OUT +                     | OUT +               | OUT +              | OUT +               | OUT +         | OUT +             | OUT +             | OUT + | OUT +    | OUT +                   | OUT +                        | OUT +           | OUT + | OUT + |       |  |                  |  |  |  |  |  |  |  |  |  |
| CAN1-H          | CAN1-L | CAN2-H | CAN2-L | CAN3-H | CAN3-L | Alternative blink control | Alt. contr. centr. lock | Driver door sensor | Passengers door sensor | Trunk lid    | Hood sense | Original alarm++ | Arming state | Lock factory remote | Unlock factory remote | Any button pressed | Handbrake / Parking | Speed 10kmph | Engine running | Engine speed (RPM)              | Ignition | Key inserted | Footbrake | Drivers door opening sim. | Turn off the engine | Turn on the engine | Turn signal control | Trunk release | Opening all doors | Closing all doors | GND   | PWR +12V | Contr. of factory alarm | Contr.c.lock. when ign.is on | Comfort closure |       |       |       |  |                  |  |  |  |  |  |  |  |  |  |
| 1               | 2      | 3      | 4      | 5      | 6      | 7                         | 8                       | 1                  | 2                      | 3            | 4          | 5                | 6            | 7                   | 8                     | 9                  | 10                  | 11           | 12             | 13                              | 14       | 15           | 1         | 2                         | 3                   | 4                  | 5                   | 6             | 7                 | 8                 | 9     | 10       | 11                      | 12                           | 13              | 14    | 15    |       |  |                  |  |  |  |  |  |  |  |  |  |
| +               | +      | +      | +      | +      | +      | +                         | +                       | +                  | +                      | +            | +          | +                | +            | +                   | +                     | +                  | +                   | +            | +              | +                               | +        | +            | +         | +                         | +                   | +                  | +                   | +             | +                 | +                 | +     | +        | +                       | +                            | +               | +     | +     | +     |  |                  |  |  |  |  |  |  |  |  |  |

Attention:

Switches

| KIA CEED (JD)   |        |        |        |        |        |                           |                         |                    |                        | year: 2016 → |            |                  |              |                     |                       |                    |                     |              |                | without Keyless System |          |              |           |                           |                     |                    |                     |               |                   | program No: 11657 |       |          |                         |                              |                 |       |       |       |  | from: 2017-09-01 |  |  |  |  |  |  |  |  |  |
|-----------------|--------|--------|--------|--------|--------|---------------------------|-------------------------|--------------------|------------------------|--------------|------------|------------------|--------------|---------------------|-----------------------|--------------------|---------------------|--------------|----------------|------------------------|----------|--------------|-----------|---------------------------|---------------------|--------------------|---------------------|---------------|-------------------|-------------------|-------|----------|-------------------------|------------------------------|-----------------|-------|-------|-------|--|------------------|--|--|--|--|--|--|--|--|--|
| connector 8 pin |        |        |        |        |        |                           |                         | OUT +              |                        | OUT +        |            | OUT +            |              | OUT +               |                       | OUT +              |                     | OUT +        |                | OUT +                  |          | OUT +        |           | OUT +                     |                     | OUT +              |                     | OUT +         |                   | OUT +             |       | OUT +    |                         | OUT +                        |                 | OUT + |       | OUT + |  |                  |  |  |  |  |  |  |  |  |  |
| CAN H           | CAN L  | CAN H  | CAN L  | CAN H  | CAN L  | CAN H                     | CAN L                   | OUT +              | OUT +                  | OUT +        | OUT +      | OUT +            | OUT +        | OUT +               | OUT +                 | OUT +              | OUT +               | OUT +        | OUT +          | OUT +                  | OUT +    | OUT +        | OUT +     | OUT +                     | OUT +               | OUT +              | OUT +               | OUT +         | OUT +             | OUT +             | OUT + | OUT +    | OUT +                   | OUT +                        | OUT +           | OUT + | OUT + |       |  |                  |  |  |  |  |  |  |  |  |  |
| CAN1-H          | CAN1-L | CAN2-H | CAN2-L | CAN3-H | CAN3-L | Alternative blink control | Alt. contr. centr. lock | Driver door sensor | Passengers door sensor | Trunk lid    | Hood sense | Original alarm++ | Arming state | Lock factory remote | Unlock factory remote | Any button pressed | Handbrake / Parking | Speed 10kmph | Engine running | Engine speed (RPM)     | Ignition | Key inserted | Footbrake | Drivers door opening sim. | Turn off the engine | Turn on the engine | Turn signal control | Trunk release | Opening all doors | Closing all doors | GND   | PWR +12V | Contr. of factory alarm | Contr.c.lock. when ign.is on | Comfort closure |       |       |       |  |                  |  |  |  |  |  |  |  |  |  |
| 1               | 2      | 3      | 4      | 5      | 6      | 7                         | 8                       | 1                  | 2                      | 3            | 4          | 5                | 6            | 7                   | 8                     | 9                  | 10                  | 11           | 12             | 13                     | 14       | 15           | 1         | 2                         | 3                   | 4                  | 5                   | 6             | 7                 | 8                 | 9     | 10       | 11                      | 12                           | 13              | 14    | 15    |       |  |                  |  |  |  |  |  |  |  |  |  |
| +               | +      | +      | +      | +      | +      | +                         | +                       | +                  | +                      | +            | +          | +                | +            | +                   | +                     | +                  | +                   | +            | +              | +                      | +        | +            | +         | +                         | +                   | +                  | +                   | +             | +                 | +                 | +     | +        | +                       | +                            | +               | +     | +     | +     |  |                  |  |  |  |  |  |  |  |  |  |

Attention:

Switches

| KIA CEED (JD) (Keyless) (SlovakianMarket) |        |        |        |        |        |                           |                         |                    |                        | year: 2016 → |            |                  |              |                     |                       |                    |                     |              |                | with Keyless System |          |              |           |                           |                     |                    |                     |               |                   | program No: 11918 |       |          |                         |                              |                 |       |       |       |       | from: 2017-09-01 |  |  |  |  |  |  |  |  |  |
|-------------------------------------------|--------|--------|--------|--------|--------|---------------------------|-------------------------|--------------------|------------------------|--------------|------------|------------------|--------------|---------------------|-----------------------|--------------------|---------------------|--------------|----------------|---------------------|----------|--------------|-----------|---------------------------|---------------------|--------------------|---------------------|---------------|-------------------|-------------------|-------|----------|-------------------------|------------------------------|-----------------|-------|-------|-------|-------|------------------|--|--|--|--|--|--|--|--|--|
| connector 8 pin                           |        |        |        |        |        |                           |                         | OUT +              |                        | OUT +        |            | OUT +            |              | OUT +               |                       | OUT +              |                     | OUT +        |                | OUT +               |          | OUT +        |           | OUT +                     |                     | OUT +              |                     | OUT +         |                   | OUT +             |       | OUT +    |                         | OUT +                        |                 | OUT + |       | OUT + |       | OUT +            |  |  |  |  |  |  |  |  |  |
| CAN H                                     | CAN L  | CAN H  | CAN L  | CAN H  | CAN L  | CAN H                     | CAN L                   | OUT +              | OUT +                  | OUT +        | OUT +      | OUT +            | OUT +        | OUT +               | OUT +                 | OUT +              | OUT +               | OUT +        | OUT +          | OUT +               | OUT +    | OUT +        | OUT +     | OUT +                     | OUT +               | OUT +              | OUT +               | OUT +         | OUT +             | OUT +             | OUT + | OUT +    | OUT +                   | OUT +                        | OUT +           | OUT + | OUT + | OUT + | OUT + |                  |  |  |  |  |  |  |  |  |  |
| CAN1-H                                    | CAN1-L | CAN2-H | CAN2-L | CAN3-H | CAN3-L | Alternative blink control | Alt. contr. centr. lock | Driver door sensor | Passengers door sensor | Trunk lid    | Hood sense | Original alarm++ | Arming state | Lock factory remote | Unlock factory remote | Any button pressed | Handbrake / Parking | Speed 10kmph | Engine running | Engine speed (RPM)  | Ignition | Key inserted | Footbrake | Drivers door opening sim. | Turn off the engine | Turn on the engine | Turn signal control | Trunk release | Opening all doors | Closing all doors | GND   | PWR +12V | Contr. of factory alarm | Contr.c.lock. when ign.is on | Comfort closure |       |       |       |       |                  |  |  |  |  |  |  |  |  |  |
| 1                                         | 2      | 3      | 4      | 5      | 6      | 7                         | 8                       | 1                  | 2                      | 3            | 4          | 5                | 6            | 7                   | 8                     | 9                  | 10                  | 11           | 12             | 13                  | 14       | 15           | 1         | 2                         | 3                   | 4                  | 5                   | 6             | 7                 | 8                 | 9     | 10       | 11                      | 12                           | 13              | 14    | 15    |       |       |                  |  |  |  |  |  |  |  |  |  |
| +                                         | +      | +      | +      | +      | +      | +                         | +                       | +                  | +                      | +            | +          | +                | +            | +                   | +                     | +                  | +                   | +            | +              | +                   | +        | +            | +         | +                         | +                   | +                  | +                   | +             | +                 | +                 | +     | +        | +                       | +                            | +               | +     | +     | +     |       |                  |  |  |  |  |  |  |  |  |  |

Attention:

Switches

| KIA CEED PRO GT (JD) (Keyless) |        |        |        |        |        |                           |                         |                    |                        | year: 2014 → |            |                  |              |                     |                       |                    |                     |              |                | with Keyless System |          |              |           |                           |                     |                    |                     |               |                   | program No: 11352 |       |          |                         |                              |                 |       |       |       |       | from: 2017-09-01 |  |  |  |  |  |  |  |  |  |
|--------------------------------|--------|--------|--------|--------|--------|---------------------------|-------------------------|--------------------|------------------------|--------------|------------|------------------|--------------|---------------------|-----------------------|--------------------|---------------------|--------------|----------------|---------------------|----------|--------------|-----------|---------------------------|---------------------|--------------------|---------------------|---------------|-------------------|-------------------|-------|----------|-------------------------|------------------------------|-----------------|-------|-------|-------|-------|------------------|--|--|--|--|--|--|--|--|--|
| connector 8 pin                |        |        |        |        |        |                           |                         | OUT +              |                        | OUT +        |            | OUT +            |              | OUT +               |                       | OUT +              |                     | OUT +        |                | OUT +               |          | OUT +        |           | OUT +                     |                     | OUT +              |                     | OUT +         |                   | OUT +             |       | OUT +    |                         | OUT +                        |                 | OUT + |       | OUT + |       | OUT +            |  |  |  |  |  |  |  |  |  |
| CAN H                          | CAN L  | CAN H  | CAN L  | CAN H  | CAN L  | CAN H                     | CAN L                   | OUT +              | OUT +                  | OUT +        | OUT +      | OUT +            | OUT +        | OUT +               | OUT +                 | OUT +              | OUT +               | OUT +        | OUT +          | OUT +               | OUT +    | OUT +        | OUT +     | OUT +                     | OUT +               | OUT +              | OUT +               | OUT +         | OUT +             | OUT +             | OUT + | OUT +    | OUT +                   | OUT +                        | OUT +           | OUT + | OUT + | OUT + | OUT + |                  |  |  |  |  |  |  |  |  |  |
| CAN1-H                         | CAN1-L | CAN2-H | CAN2-L | CAN3-H | CAN3-L | Alternative blink control | Alt. contr. centr. lock | Driver door sensor | Passengers door sensor | Trunk lid    | Hood sense | Original alarm++ | Arming state | Lock factory remote | Unlock factory remote | Any button pressed | Handbrake / Parking | Speed 10kmph | Engine running | Engine speed (RPM)  | Ignition | Key inserted | Footbrake | Drivers door opening sim. | Turn off the engine | Turn on the engine | Turn signal control | Trunk release | Opening all doors | Closing all doors | GND   | PWR +12V | Contr. of factory alarm | Contr.c.lock. when ign.is on | Comfort closure |       |       |       |       |                  |  |  |  |  |  |  |  |  |  |
| 1                              | 2      | 3      | 4      | 5      | 6      | 7                         | 8                       | 1                  | 2                      | 3            | 4          | 5                | 6            | 7                   | 8                     | 9                  | 10                  | 11           | 12             | 13                  | 14       | 15           | 1         | 2                         | 3                   | 4                  | 5                   | 6             | 7                 | 8                 | 9     | 10       | 11                      | 12                           | 13              | 14    | 15    |       |       |                  |  |  |  |  |  |  |  |  |  |
| +                              | +      | +      | +      | +      | +      | +                         | +                       | +                  | +                      | +            | +          | +                | +            | +                   | +                     | +                  | +                   | +            | +              | +                   | +        | +            | +         | +                         | +                   | +                  | +                   | +             | +                 | +                 | +     | +        | +                       | +                            | +               | +     | +     | +     |       |                  |  |  |  |  |  |  |  |  |  |

Attention:

Switches







| KIA EV6 (Electric) |        |        |        |        |        |                           |                         | year: 2022 →       | with and without Keyless System | program №: 14255 | from: 2023-09-07 |                  |              |                     |                       |                    |                     |              |                |                    |          |              |           |                           |                     |                    |                     |               |                   |                   |     |          |                         |                              |                 |
|--------------------|--------|--------|--------|--------|--------|---------------------------|-------------------------|--------------------|---------------------------------|------------------|------------------|------------------|--------------|---------------------|-----------------------|--------------------|---------------------|--------------|----------------|--------------------|----------|--------------|-----------|---------------------------|---------------------|--------------------|---------------------|---------------|-------------------|-------------------|-----|----------|-------------------------|------------------------------|-----------------|
| connector 8 pin    |        |        |        |        |        |                           |                         | connector 15 pin   |                                 |                  |                  |                  |              |                     | connector 10 pin      |                    |                     |              |                |                    |          |              |           |                           |                     |                    |                     |               |                   |                   |     |          |                         |                              |                 |
| CAN H              | CAN L  | CAN H  | CAN L  | CAN H  | CAN L  | OUT +                     | OUT -                   | OUT                | OUT                             | OUT              | OUT              | OUT              | OUT          | OUT                 | OUT                   | OUT                | OUT                 | OUT          | IN             | IN                 | IN       | IN           |           |                           |                     |                    |                     |               |                   |                   |     |          |                         |                              |                 |
| CAN1-H             | CAN1-L | CAN2-H | CAN2-L | CAN3-H | CAN3-L | Alternative blink control | Alt. contr. centr. lock | Driver door sensor | Passengers door sensor          | Trunk lid        | Hood sense       | Original alarm++ | Arming state | Lock factory remote | Unlock factory remote | Any button pressed | Handbrake / Parking | Speed 10kmph | Engine running | Engine speed (RPM) | Ignition | Key inserted | Footbrake | Drivers door opening sim. | Turn off the engine | Turn on the engine | Turn signal control | Trunk release | Opening all doors | Closing all doors | GND | PWR +12V | Contr. of factory alarm | Contr.c.lock. when ign.is on | Comfort closure |
| 1                  | 2      | 3      | 4      | 5      | 6      | 7                         | 8                       | 1                  | 2                               | 3                | 4                | 5                | 6            | 7                   | 8                     | 9                  | 10                  | 11           | 12             | 13                 | 14       | 15           | 1         | 2                         | 3                   | 4                  | 5                   | 6             | 7                 | 8                 | 9   | 10       | +                       | +                            | +               |

Attention:

Switches

| KIA EV9 (Electric) |        |        |        |        |        |                           |                         | year: 2024 →       | with and without Keyless System | program №: 15138 | from: 2024-01-04 |                  |              |                     |                       |                    |                     |              |                |                    |          |              |           |                           |                     |                    |                     |               |                   |                   |     |          |                         |                              |                 |    |
|--------------------|--------|--------|--------|--------|--------|---------------------------|-------------------------|--------------------|---------------------------------|------------------|------------------|------------------|--------------|---------------------|-----------------------|--------------------|---------------------|--------------|----------------|--------------------|----------|--------------|-----------|---------------------------|---------------------|--------------------|---------------------|---------------|-------------------|-------------------|-----|----------|-------------------------|------------------------------|-----------------|----|
| connector 8 pin    |        |        |        |        |        |                           |                         | connector 15 pin   |                                 |                  |                  |                  |              |                     | connector 10 pin      |                    |                     |              |                |                    |          |              |           |                           |                     |                    |                     |               |                   |                   |     |          |                         |                              |                 |    |
| CAN H              | CAN L  | CAN H  | CAN L  | CAN H  | CAN L  | OUT +                     | OUT -                   | OUT                | OUT                             | OUT              | OUT              | OUT              | OUT          | OUT                 | OUT                   | OUT                | OUT                 | OUT          | OUT            | OUT                | OUT      | OUT          | OUT       | IN                        | IN                  | IN                 | IN                  | IN            | IN                | IN                | IN  | IN       | IN                      | IN                           | IN              | IN |
| CAN1-H             | CAN1-L | CAN2-H | CAN2-L | CAN3-H | CAN3-L | Alternative blink control | Alt. contr. centr. lock | Driver door sensor | Passengers door sensor          | Trunk lid        | Hood sense       | Original alarm++ | Arming state | Lock factory remote | Unlock factory remote | Any button pressed | Handbrake / Parking | Speed 10kmph | Engine running | Engine speed (RPM) | Ignition | Key inserted | Footbrake | Drivers door opening sim. | Turn off the engine | Turn on the engine | Turn signal control | Trunk release | Opening all doors | Closing all doors | GND | PWR +12V | Contr. of factory alarm | Contr.c.lock. when ign.is on | Comfort closure |    |
| 1                  | 2      | 3      | 4      | 5      | 6      | 7                         | 8                       | 1                  | 2                               | 3                | 4                | 5                | 6            | 7                   | 8                     | 9                  | 10                  | 11           | 12             | 13                 | 14       | 15           | 1         | 2                         | 3                   | 4                  | 5                   | 6             | 7                 | 8                 | 9   | 10       | +                       | +                            | +               |    |

Attention:

Switches

| KIA K3 (BD) (KoreanMarket) |        |        |        |        |        |                           |                         | year: 2018 →       | with and without Keyless System | program №: 13559 | from: 2021-03-18 |                  |              |                     |                       |                    |                     |              |                |                    |          |              |           |                           |                     |                    |                     |               |                   |                   |     |          |                         |                              |                 |    |
|----------------------------|--------|--------|--------|--------|--------|---------------------------|-------------------------|--------------------|---------------------------------|------------------|------------------|------------------|--------------|---------------------|-----------------------|--------------------|---------------------|--------------|----------------|--------------------|----------|--------------|-----------|---------------------------|---------------------|--------------------|---------------------|---------------|-------------------|-------------------|-----|----------|-------------------------|------------------------------|-----------------|----|
| connector 8 pin            |        |        |        |        |        |                           |                         | connector 15 pin   |                                 |                  |                  |                  |              |                     | connector 10 pin      |                    |                     |              |                |                    |          |              |           |                           |                     |                    |                     |               |                   |                   |     |          |                         |                              |                 |    |
| CAN H                      | CAN L  | CAN H  | CAN L  | CAN H  | CAN L  | OUT +                     | OUT -                   | OUT                | OUT                             | OUT              | OUT              | OUT              | OUT          | OUT                 | OUT                   | OUT                | OUT                 | OUT          | OUT            | OUT                | OUT      | OUT          | OUT       | IN                        | IN                  | IN                 | IN                  | IN            | IN                | IN                | IN  | IN       | IN                      | IN                           | IN              | IN |
| CAN1-H                     | CAN1-L | CAN2-H | CAN2-L | CAN3-H | CAN3-L | Alternative blink control | Alt. contr. centr. lock | Driver door sensor | Passengers door sensor          | Trunk lid        | Hood sense       | Original alarm++ | Arming state | Lock factory remote | Unlock factory remote | Any button pressed | Handbrake / Parking | Speed 10kmph | Engine running | Engine speed (RPM) | Ignition | Key inserted | Footbrake | Drivers door opening sim. | Turn off the engine | Turn on the engine | Turn signal control | Trunk release | Opening all doors | Closing all doors | GND | PWR +12V | Contr. of factory alarm | Contr.c.lock. when ign.is on | Comfort closure |    |
| 1                          | 2      | 3      | 4      | 5      | 6      | 7                         | 8                       | 1                  | 2                               | 3                | 4                | 5                | 6            | 7                   | 8                     | 9                  | 10                  | 11           | 12             | 13                 | 14       | 15           | 1         | 2                         | 3                   | 4                  | 5                   | 6             | 7                 | 8                 | 9   | 10       | +                       | +                            | +               |    |

Attention:

Switches

| KIA K5 (DL3) (Hybrid) |        |        |        |        |        |                           |                         | year: 2021 →       | with and without Keyless System | program №: 13671 | from: 2022-10-17 |                  |              |                     |                       |                    |                     |              |                |                    |          |              |           |                           |                     |                    |                     |               |                   |                   |     |          |                         |                              |                 |    |
|-----------------------|--------|--------|--------|--------|--------|---------------------------|-------------------------|--------------------|---------------------------------|------------------|------------------|------------------|--------------|---------------------|-----------------------|--------------------|---------------------|--------------|----------------|--------------------|----------|--------------|-----------|---------------------------|---------------------|--------------------|---------------------|---------------|-------------------|-------------------|-----|----------|-------------------------|------------------------------|-----------------|----|
| connector 8 pin       |        |        |        |        |        |                           |                         | connector 15 pin   |                                 |                  |                  |                  |              |                     | connector 10 pin      |                    |                     |              |                |                    |          |              |           |                           |                     |                    |                     |               |                   |                   |     |          |                         |                              |                 |    |
| CAN H                 | CAN L  | CAN H  | CAN L  | CAN H  | CAN L  | OUT +                     | OUT -                   | OUT                | OUT                             | OUT              | OUT              | OUT              | OUT          | OUT                 | OUT                   | OUT                | OUT                 | OUT          | OUT            | OUT                | OUT      | OUT          | OUT       | IN                        | IN                  | IN                 | IN                  | IN            | IN                | IN                | IN  | IN       | IN                      | IN                           | IN              | IN |
| CAN1-H                | CAN1-L | CAN2-H | CAN2-L | CAN3-H | CAN3-L | Alternative blink control | Alt. contr. centr. lock | Driver door sensor | Passengers door sensor          | Trunk lid        | Hood sense       | Original alarm++ | Arming state | Lock factory remote | Unlock factory remote | Any button pressed | Handbrake / Parking | Speed 10kmph | Engine running | Engine speed (RPM) | Ignition | Key inserted | Footbrake | Drivers door opening sim. | Turn off the engine | Turn on the engine | Turn signal control | Trunk release | Opening all doors | Closing all doors | GND | PWR +12V | Contr. of factory alarm | Contr.c.lock. when ign.is on | Comfort closure |    |
| 1                     | 2      | 3      | 4      | 5      | 6      | 7                         | 8                       | 1                  | 2                               | 3                | 4                | 5                | 6            | 7                   | 8                     | 9                  | 10                  | 11           | 12             | 13                 | 14       | 15           | 1         | 2                         | 3                   | 4                  | 5                   | 6             | 7                 | 8                 | 9   | 10       | +                       | +                            | +               |    |

Attention:

Switches

| KIA K5 (DL3) (Keyless) |        |        |        |        |        |                           |                         | year: 2020 →       | with Keyless System    | program №: 13232 | from: 2020-06-18 |                  |              |                     |                       |                    |                     |              |                |                    |          |              |           |                           |                     |                    |                     |               |                   |                   |     |          |                         |                              |                 |    |
|------------------------|--------|--------|--------|--------|--------|---------------------------|-------------------------|--------------------|------------------------|------------------|------------------|------------------|--------------|---------------------|-----------------------|--------------------|---------------------|--------------|----------------|--------------------|----------|--------------|-----------|---------------------------|---------------------|--------------------|---------------------|---------------|-------------------|-------------------|-----|----------|-------------------------|------------------------------|-----------------|----|
| connector 8 pin        |        |        |        |        |        |                           |                         | connector 15 pin   |                        |                  |                  |                  |              |                     | connector 10 pin      |                    |                     |              |                |                    |          |              |           |                           |                     |                    |                     |               |                   |                   |     |          |                         |                              |                 |    |
| CAN H                  | CAN L  | CAN H  | CAN L  | CAN H  | CAN L  | OUT +                     | OUT -                   | OUT                | OUT                    | OUT              | OUT              | OUT              | OUT          | OUT                 | OUT                   | OUT                | OUT                 | OUT          | OUT            | OUT                | OUT      | OUT          | OUT       | IN                        | IN                  | IN                 | IN                  | IN            | IN                | IN                | IN  | IN       | IN                      | IN                           | IN              | IN |
| CAN1-H                 | CAN1-L | CAN2-H | CAN2-L | CAN3-H | CAN3-L | Alternative blink control | Alt. contr. centr. lock | Driver door sensor | Passengers door sensor | Trunk lid        | Hood sense       | Original alarm++ | Arming state | Lock factory remote | Unlock factory remote | Any button pressed | Handbrake / Parking | Speed 10kmph | Engine running | Engine speed (RPM) | Ignition | Key inserted | Footbrake | Drivers door opening sim. | Turn off the engine | Turn on the engine | Turn signal control | Trunk release | Opening all doors | Closing all doors | GND | PWR +12V | Contr. of factory alarm | Contr.c.lock. when ign.is on | Comfort closure |    |
| 1                      | 2      | 3      | 4      | 5      | 6      | 7                         | 8                       | 1                  | 2                      | 3                | 4                | 5                | 6            | 7                   | 8                     | 9                  | 10                  | 11           | 12             | 13                 | 14       | 15           | 1         | 2                         | 3                   | 4                  | 5                   | 6             | 7                 | 8                 | 9   | 10       | +                       | +                            | +               |    |

Attention:

Switches

| KIA K7 (YG) (KoreanMarket) |        |        |        |        |        |       |       |                           |                         | year: 2020 →       |                        |           |            |                  |              |                     |                       |                    |                     | with and without Keyless System |                |                    |          |              |           |                           |                     |                    |                     | program No: 13226 |                   |                   |     |          |                         |                             |                 |     |     | from: 2020-08-24 |  |  |  |  |  |  |  |  |  |  |  |  |  |  |
|----------------------------|--------|--------|--------|--------|--------|-------|-------|---------------------------|-------------------------|--------------------|------------------------|-----------|------------|------------------|--------------|---------------------|-----------------------|--------------------|---------------------|---------------------------------|----------------|--------------------|----------|--------------|-----------|---------------------------|---------------------|--------------------|---------------------|-------------------|-------------------|-------------------|-----|----------|-------------------------|-----------------------------|-----------------|-----|-----|------------------|--|--|--|--|--|--|--|--|--|--|--|--|--|--|
| connector 8 pin            |        |        |        |        |        |       |       |                           |                         | connector 15 pin   |                        |           |            |                  |              |                     |                       |                    |                     | connector 10 pin                |                |                    |          |              |           |                           |                     |                    |                     |                   |                   |                   |     |          |                         |                             |                 |     |     |                  |  |  |  |  |  |  |  |  |  |  |  |  |  |  |
| CAN H                      | CAN L  | CAN H  | CAN L  | CAN H  | CAN L  | CAN H | CAN L | OUT +                     | OUT -                   | OUT                | OUT                    | OUT       | OUT        | OUT              | OUT          | OUT                 | OUT                   | OUT                | OUT                 | OUT                             | IN             | IN                 | IN       | IN           | IN        | IN                        | IN                  | IN                 | IN                  | OUT               | OUT               | OUT               | OUT | OUT      | OUT                     | OUT                         | OUT             | OUT | OUT |                  |  |  |  |  |  |  |  |  |  |  |  |  |  |  |
| CAN1-H                     | CAN1-L | CAN2-H | CAN2-L | CAN3-H | CAN3-L |       |       | Alternative blink control | Alt. contr. centr. lock | Driver door sensor | Passengers door sensor | Trunk lid | Hood sense | Original alarm++ | Arming state | Lock factory remote | Unlock factory remote | Any button pressed | Handbrake / Parking | Speed 10kmph                    | Engine running | Engine speed (RPM) | Ignition | Key inserted | Footbrake | Drivers door opening sim. | Turn off the engine | Turn on the engine | Turn signal control | Trunk release     | Opening all doors | Closing all doors | GND | PWR +12V | Contr. of factory alarm | Contr.c.lock when ign.is on | Comfort closure |     |     |                  |  |  |  |  |  |  |  |  |  |  |  |  |  |  |
| 1                          | 2      | 3      | 4      | 5      | 6      | 7     | 8     |                           |                         | 1                  | 2                      | 3         | 4          | 5                | 6            | 7                   | 8                     | 9                  | 10                  | 11                              | 12             | 13                 | 14       | 15           | 1         | 2                         | 3                   | 4                  | 5                   | 6                 | 7                 | 8                 | 9   | 10       |                         |                             |                 |     |     |                  |  |  |  |  |  |  |  |  |  |  |  |  |  |  |
| +                          | +      | +      | +      | +      | +      | +     | +     | +                         | +                       | +                  | +                      | +         | +          | +                | +            | +                   | +                     | +                  | +                   | +                               | +              | +                  | +        | +            | +         | +                         | +                   | +                  | +                   | +                 | +                 | +                 | +   | +        |                         |                             |                 |     |     |                  |  |  |  |  |  |  |  |  |  |  |  |  |  |  |

Attention:

Switches:

| KIA K900 (R)    |        |        |        |        |        |       |       |                           |                         | year: 2018 →       |                        |           |            |                  |              |                     |                       |                    |                     | with and without Keyless System |                |                    |          |              |           |                           |                     |                    |                     | program No: 12646 |                   |                   |     |          |                         |                             |                 |     |     | from: 2020-06-19 |  |  |  |  |  |  |  |  |  |  |  |  |  |  |
|-----------------|--------|--------|--------|--------|--------|-------|-------|---------------------------|-------------------------|--------------------|------------------------|-----------|------------|------------------|--------------|---------------------|-----------------------|--------------------|---------------------|---------------------------------|----------------|--------------------|----------|--------------|-----------|---------------------------|---------------------|--------------------|---------------------|-------------------|-------------------|-------------------|-----|----------|-------------------------|-----------------------------|-----------------|-----|-----|------------------|--|--|--|--|--|--|--|--|--|--|--|--|--|--|
| connector 8 pin |        |        |        |        |        |       |       |                           |                         | connector 15 pin   |                        |           |            |                  |              |                     |                       |                    |                     | connector 10 pin                |                |                    |          |              |           |                           |                     |                    |                     |                   |                   |                   |     |          |                         |                             |                 |     |     |                  |  |  |  |  |  |  |  |  |  |  |  |  |  |  |
| CAN H           | CAN L  | CAN H  | CAN L  | CAN H  | CAN L  | CAN H | CAN L | OUT +                     | OUT -                   | OUT                | OUT                    | OUT       | OUT        | OUT              | OUT          | OUT                 | OUT                   | OUT                | OUT                 | OUT                             | IN             | IN                 | IN       | IN           | IN        | IN                        | IN                  | IN                 | IN                  | OUT               | OUT               | OUT               | OUT | OUT      | OUT                     | OUT                         | OUT             | OUT | OUT |                  |  |  |  |  |  |  |  |  |  |  |  |  |  |  |
| CAN1-H          | CAN1-L | CAN2-H | CAN2-L | CAN3-H | CAN3-L |       |       | Alternative blink control | Alt. contr. centr. lock | Driver door sensor | Passengers door sensor | Trunk lid | Hood sense | Original alarm++ | Arming state | Lock factory remote | Unlock factory remote | Any button pressed | Handbrake / Parking | Speed 10kmph                    | Engine running | Engine speed (RPM) | Ignition | Key inserted | Footbrake | Drivers door opening sim. | Turn off the engine | Turn on the engine | Turn signal control | Trunk release     | Opening all doors | Closing all doors | GND | PWR +12V | Contr. of factory alarm | Contr.c.lock when ign.is on | Comfort closure |     |     |                  |  |  |  |  |  |  |  |  |  |  |  |  |  |  |
| 1               | 2      | 3      | 4      | 5      | 6      | 7     | 8     |                           |                         | 1                  | 2                      | 3         | 4          | 5                | 6            | 7                   | 8                     | 9                  | 10                  | 11                              | 12             | 13                 | 14       | 15           | 1         | 2                         | 3                   | 4                  | 5                   | 6                 | 7                 | 8                 | 9   | 10       |                         |                             |                 |     |     |                  |  |  |  |  |  |  |  |  |  |  |  |  |  |  |
| +               | +      | +      | +      | +      | +      | +     | +     | +                         | +                       | +                  | +                      | +         | +          | +                | +            | +                   | +                     | +                  | +                   | +                               | +              | +                  | +        | +            | +         | +                         | +                   | +                  | +                   | +                 | +                 | +                 | +   | +        |                         |                             |                 |     |     |                  |  |  |  |  |  |  |  |  |  |  |  |  |  |  |

Attention:

Switches:

| KIA MAGENTIS    |        |        |        |        |        |       |       |                           |                         | year: 2009 →       |                        |           |            |                  |              |                     |                       |                    |                     | with and without Keyless System |                |                    |          |              |           |                           |                     |                    |                     | program No: 11236 |                   |                   |     |          |                         |                             |                 |     |     | from: 2017-09-01 |  |  |  |  |  |  |  |  |  |  |  |  |  |  |
|-----------------|--------|--------|--------|--------|--------|-------|-------|---------------------------|-------------------------|--------------------|------------------------|-----------|------------|------------------|--------------|---------------------|-----------------------|--------------------|---------------------|---------------------------------|----------------|--------------------|----------|--------------|-----------|---------------------------|---------------------|--------------------|---------------------|-------------------|-------------------|-------------------|-----|----------|-------------------------|-----------------------------|-----------------|-----|-----|------------------|--|--|--|--|--|--|--|--|--|--|--|--|--|--|
| connector 8 pin |        |        |        |        |        |       |       |                           |                         | connector 15 pin   |                        |           |            |                  |              |                     |                       |                    |                     | connector 10 pin                |                |                    |          |              |           |                           |                     |                    |                     |                   |                   |                   |     |          |                         |                             |                 |     |     |                  |  |  |  |  |  |  |  |  |  |  |  |  |  |  |
| CAN H           | CAN L  | CAN H  | CAN L  | CAN H  | CAN L  | CAN H | CAN L | OUT +                     | OUT -                   | OUT                | OUT                    | OUT       | OUT        | OUT              | OUT          | OUT                 | OUT                   | OUT                | OUT                 | OUT                             | IN             | IN                 | IN       | IN           | IN        | IN                        | IN                  | IN                 | IN                  | OUT               | OUT               | OUT               | OUT | OUT      | OUT                     | OUT                         | OUT             | OUT | OUT |                  |  |  |  |  |  |  |  |  |  |  |  |  |  |  |
| CAN1-H          | CAN1-L | CAN2-H | CAN2-L | CAN3-H | CAN3-L |       |       | Alternative blink control | Alt. contr. centr. lock | Driver door sensor | Passengers door sensor | Trunk lid | Hood sense | Original alarm++ | Arming state | Lock factory remote | Unlock factory remote | Any button pressed | Handbrake / Parking | Speed 10kmph                    | Engine running | Engine speed (RPM) | Ignition | Key inserted | Footbrake | Drivers door opening sim. | Turn off the engine | Turn on the engine | Turn signal control | Trunk release     | Opening all doors | Closing all doors | GND | PWR +12V | Contr. of factory alarm | Contr.c.lock when ign.is on | Comfort closure |     |     |                  |  |  |  |  |  |  |  |  |  |  |  |  |  |  |
| 1               | 2      | 3      | 4      | 5      | 6      | 7     | 8     |                           |                         | 1                  | 2                      | 3         | 4          | 5                | 6            | 7                   | 8                     | 9                  | 10                  | 11                              | 12             | 13                 | 14       | 15           | 1         | 2                         | 3                   | 4                  | 5                   | 6                 | 7                 | 8                 | 9   | 10       |                         |                             |                 |     |     |                  |  |  |  |  |  |  |  |  |  |  |  |  |  |  |
| +               | +      | +      | +      | +      | +      | +     | +     | +                         | +                       | +                  | +                      | +         | +          | +                | +            | +                   | +                     | +                  | +                   | +                               | +              | +                  | +        | +            | +         | +                         | +                   | +                  | +                   | +                 | +                 | +                 | +   | +        |                         |                             |                 |     |     |                  |  |  |  |  |  |  |  |  |  |  |  |  |  |  |

Attention:

Switches:

| KIA MOHAVE (HM2) |        |        |        |        |        |       |       |                           |                         | year: 2018 →       |                        |           |            |                  |              |                     |                       |                    |                     | with and without Keyless System |                |                    |          |              |           |                           |                     |                    |                     | program No: 12645 |                   |                   |     |          |                         |                             |                 |     |     | from: 2021-07-16 |  |  |  |  |  |  |  |  |  |  |  |  |  |  |
|------------------|--------|--------|--------|--------|--------|-------|-------|---------------------------|-------------------------|--------------------|------------------------|-----------|------------|------------------|--------------|---------------------|-----------------------|--------------------|---------------------|---------------------------------|----------------|--------------------|----------|--------------|-----------|---------------------------|---------------------|--------------------|---------------------|-------------------|-------------------|-------------------|-----|----------|-------------------------|-----------------------------|-----------------|-----|-----|------------------|--|--|--|--|--|--|--|--|--|--|--|--|--|--|
| connector 8 pin  |        |        |        |        |        |       |       |                           |                         | connector 15 pin   |                        |           |            |                  |              |                     |                       |                    |                     | connector 10 pin                |                |                    |          |              |           |                           |                     |                    |                     |                   |                   |                   |     |          |                         |                             |                 |     |     |                  |  |  |  |  |  |  |  |  |  |  |  |  |  |  |
| CAN H            | CAN L  | CAN H  | CAN L  | CAN H  | CAN L  | CAN H | CAN L | OUT +                     | OUT -                   | OUT                | OUT                    | OUT       | OUT        | OUT              | OUT          | OUT                 | OUT                   | OUT                | OUT                 | OUT                             | IN             | IN                 | IN       | IN           | IN        | IN                        | IN                  | IN                 | IN                  | OUT               | OUT               | OUT               | OUT | OUT      | OUT                     | OUT                         | OUT             | OUT | OUT |                  |  |  |  |  |  |  |  |  |  |  |  |  |  |  |
| CAN1-H           | CAN1-L | CAN2-H | CAN2-L | CAN3-H | CAN3-L |       |       | Alternative blink control | Alt. contr. centr. lock | Driver door sensor | Passengers door sensor | Trunk lid | Hood sense | Original alarm++ | Arming state | Lock factory remote | Unlock factory remote | Any button pressed | Handbrake / Parking | Speed 10kmph                    | Engine running | Engine speed (RPM) | Ignition | Key inserted | Footbrake | Drivers door opening sim. | Turn off the engine | Turn on the engine | Turn signal control | Trunk release     | Opening all doors | Closing all doors | GND | PWR +12V | Contr. of factory alarm | Contr.c.lock when ign.is on | Comfort closure |     |     |                  |  |  |  |  |  |  |  |  |  |  |  |  |  |  |
| 1                | 2      | 3      | 4      | 5      | 6      | 7     | 8     |                           |                         | 1                  | 2                      | 3         | 4          | 5                | 6            | 7                   | 8                     | 9                  | 10                  | 11                              | 12             | 13                 | 14       | 15           | 1         | 2                         | 3                   | 4                  | 5                   | 6                 | 7                 | 8                 | 9   | 10       |                         |                             |                 |     |     |                  |  |  |  |  |  |  |  |  |  |  |  |  |  |  |
| +                | +      | +      | +      | +      | +      | +     | +     | +                         | +                       | +                  | +                      | +         | +          | +                | +            | +                   | +                     | +                  | +                   | +                               | +              | +                  | +        | +            | +         | +                         | +                   | +                  | +                   | +                 | +                 | +                 | +   | +        |                         |                             |                 |     |     |                  |  |  |  |  |  |  |  |  |  |  |  |  |  |  |

Attention:

Switches:

| KIA MOHAVE (HM) (Keyless) |        |        |        |        |        |       |       |                           |                         | year: 2011 →       |                        |           |            |                  |              |                     |                       |                    |                     | with Keyless System |                |                    |          |              |           |                           |                     |                    |                     | program No: 11478 |                   |                   |     |          |                         |                             |                 |     |     | from: 2017-09-01 |  |  |  |  |  |  |  |  |  |  |  |  |  |  |
|---------------------------|--------|--------|--------|--------|--------|-------|-------|---------------------------|-------------------------|--------------------|------------------------|-----------|------------|------------------|--------------|---------------------|-----------------------|--------------------|---------------------|---------------------|----------------|--------------------|----------|--------------|-----------|---------------------------|---------------------|--------------------|---------------------|-------------------|-------------------|-------------------|-----|----------|-------------------------|-----------------------------|-----------------|-----|-----|------------------|--|--|--|--|--|--|--|--|--|--|--|--|--|--|
| connector 8 pin           |        |        |        |        |        |       |       |                           |                         | connector 15 pin   |                        |           |            |                  |              |                     |                       |                    |                     | connector 10 pin    |                |                    |          |              |           |                           |                     |                    |                     |                   |                   |                   |     |          |                         |                             |                 |     |     |                  |  |  |  |  |  |  |  |  |  |  |  |  |  |  |
| CAN H                     | CAN L  | CAN H  | CAN L  | CAN H  | CAN L  | CAN H | CAN L | OUT +                     | OUT -                   | OUT                | OUT                    | OUT       | OUT        | OUT              | OUT          | OUT                 | OUT                   | OUT                | OUT                 | OUT                 | IN             | IN                 | IN       | IN           | IN        | IN                        | IN                  | IN                 | IN                  | OUT               | OUT               | OUT               | OUT | OUT      | OUT                     | OUT                         | OUT             | OUT | OUT |                  |  |  |  |  |  |  |  |  |  |  |  |  |  |  |
| CAN1-H                    | CAN1-L | CAN2-H | CAN2-L | CAN3-H | CAN3-L |       |       | Alternative blink control | Alt. contr. centr. lock | Driver door sensor | Passengers door sensor | Trunk lid | Hood sense | Original alarm++ | Arming state | Lock factory remote | Unlock factory remote | Any button pressed | Handbrake / Parking | Speed 10kmph        | Engine running | Engine speed (RPM) | Ignition | Key inserted | Footbrake | Drivers door opening sim. | Turn off the engine | Turn on the engine | Turn signal control | Trunk release     | Opening all doors | Closing all doors | GND | PWR +12V | Contr. of factory alarm | Contr.c.lock when ign.is on | Comfort closure |     |     |                  |  |  |  |  |  |  |  |  |  |  |  |  |  |  |
| 1                         | 2      | 3      | 4      | 5      | 6      | 7     | 8     |                           |                         | 1                  | 2                      | 3         | 4          | 5                | 6            | 7                   | 8                     | 9                  | 10                  | 11                  | 12             | 13                 | 14       | 15           | 1         | 2                         | 3                   | 4                  | 5                   | 6                 | 7                 | 8                 | 9   | 10       |                         |                             |                 |     |     |                  |  |  |  |  |  |  |  |  |  |  |  |  |  |  |
| +                         | +      | +      | +      | +      | +      | +     | +     | +                         | +                       | +                  | +                      | +         | +          | +                | +            | +                   | +                     | +                  | +                   | +                   | +              | +                  | +        | +            | +         | +                         | +                   | +                  | +                   | +                 | +                 | +                 | +   | +        |                         |                             |                 |     |     |                  |  |  |  |  |  |  |  |  |  |  |  |  |  |  |

Attention:

Switches:

| <b>KIA MOHAVE (HM)</b>    |        | year: <b>2009</b> → | program No: <b>11232</b> | from: <b>2017-09-01</b> |                        |           |            |                  |              |                     |                       |                    |                     |              |                |                    |          |              |    |    |    |           |                           |                     |                    |                     |               |                   |                   |     |          |    |   |  |  |  |  |
|---------------------------|--------|---------------------|--------------------------|-------------------------|------------------------|-----------|------------|------------------|--------------|---------------------|-----------------------|--------------------|---------------------|--------------|----------------|--------------------|----------|--------------|----|----|----|-----------|---------------------------|---------------------|--------------------|---------------------|---------------|-------------------|-------------------|-----|----------|----|---|--|--|--|--|
| connector 8 pin           |        | connector 15 pin    |                          |                         |                        |           |            |                  |              |                     |                       |                    |                     |              |                |                    |          |              |    |    |    |           |                           |                     |                    |                     |               |                   |                   |     |          |    |   |  |  |  |  |
| CAN H                     | CAN L  | CAN H               | CAN L                    | CAN H                   | CAN L                  | CAN H     | CAN L      | CAN H            | CAN L        | CAN H               | CAN L                 | OUT +              | OUT +               | OUT +        | IN             | IN                 | IN       | IN           | IN | IN | IN | IN        | IN                        | OUT +               | OUT +              |                     |               |                   |                   |     |          |    |   |  |  |  |  |
| CAN1-H                    | CAN1-L | CAN2-H              | CAN2-L                   | CAN3-H                  | CAN3-L                 |           |            |                  |              |                     |                       |                    |                     |              |                |                    |          |              |    |    |    |           |                           |                     |                    |                     |               |                   |                   |     |          |    |   |  |  |  |  |
| 1                         | 2      | 3                   | 4                        | 5                       | 6                      | 7         | 8          | 1                | 2            | 3                   | 4                     | 5                  | 6                   | 7            | 8              | 9                  | 10       | 11           | 12 | 13 | 14 | 15        | 1                         | 2                   | 3                  | 4                   | 5             | 6                 | 7                 | 8   | 9        | 10 |   |  |  |  |  |
| +                         | +      | +                   | +                        | +                       | +                      | +         | +          | +                | +            | +                   | +                     | +                  | +                   | +            | +              | +                  | +        | +            | +  | +  | +  | +         | +                         | +                   | +                  | +                   | +             | +                 | +                 | +   | +        | +  | + |  |  |  |  |
| Alternative blink control |        | Driver door sensor  |                          |                         | Passengers door sensor | Trunk lid | Hood sense | Original alarm++ | Arming state | Lock factory remote | Unlock factory remote | Any button pressed | Handbrake / Parking | Speed 10kmph | Engine running | Engine speed (RPM) | Ignition | Key inserted |    |    |    | Footbrake | Drivers door opening sim. | Turn off the engine | Turn on the engine | Turn signal control | Trunk release | Opening all doors | Closing all doors | GND | PWR +12V |    |   |  |  |  |  |
| Alt. contr. centr. lock   |        | +                   |                          |                         | +                      | +         | +          | +                | +            | +                   | +                     | +                  | +                   | +            | +              | +                  | +        | +            | +  | +  | +  | +         | +                         | +                   | +                  | +                   | +             | +                 | +                 | +   | +        | +  | + |  |  |  |  |
| Attention:                |        |                     |                          |                         |                        |           |            |                  |              |                     |                       |                    |                     |              |                |                    |          |              |    |    |    |           |                           |                     |                    |                     |               |                   |                   |     |          |    |   |  |  |  |  |

| <b>KIA MORNING (JA) (BETA)</b> |        | year: <b>2018</b> → | with and without Keyless System | program No: <b>13313</b> | from: <b>preliminary</b> |           |            |                  |              |                     |                       |                    |                     |              |                |                    |          |              |    |    |    |           |                           |                     |                    |                     |               |                   |                   |     |          |    |   |   |  |  |  |  |
|--------------------------------|--------|---------------------|---------------------------------|--------------------------|--------------------------|-----------|------------|------------------|--------------|---------------------|-----------------------|--------------------|---------------------|--------------|----------------|--------------------|----------|--------------|----|----|----|-----------|---------------------------|---------------------|--------------------|---------------------|---------------|-------------------|-------------------|-----|----------|----|---|---|--|--|--|--|
| connector 8 pin                |        | connector 15 pin    |                                 |                          | connector 10 pin         |           |            |                  |              |                     |                       |                    |                     |              |                |                    |          |              |    |    |    |           |                           |                     |                    |                     |               |                   |                   |     |          |    |   |   |  |  |  |  |
| CAN H                          | CAN L  | CAN H               | CAN L                           | CAN H                    | CAN L                    | CAN H     | CAN L      | CAN H            | CAN L        | CAN H               | CAN L                 | OUT +              | OUT +               | OUT +        | IN             | IN                 | IN       | IN           | IN | IN | IN | IN        | IN                        | OUT +               | OUT +              |                     |               |                   |                   |     |          |    |   |   |  |  |  |  |
| CAN1-H                         | CAN1-L | CAN2-H              | CAN2-L                          | CAN3-H                   | CAN3-L                   |           |            |                  |              |                     |                       |                    |                     |              |                |                    |          |              |    |    |    |           |                           |                     |                    |                     |               |                   |                   |     |          |    |   |   |  |  |  |  |
| 1                              | 2      | 3                   | 4                               | 5                        | 6                        | 7         | 8          | 1                | 2            | 3                   | 4                     | 5                  | 6                   | 7            | 8              | 9                  | 10       | 11           | 12 | 13 | 14 | 15        | 1                         | 2                   | 3                  | 4                   | 5             | 6                 | 7                 | 8   | 9        | 10 |   |   |  |  |  |  |
| +                              | +      | +                   | +                               | +                        | +                        | +         | +          | +                | +            | +                   | +                     | +                  | +                   | +            | +              | +                  | +        | +            | +  | +  | +  | +         | +                         | +                   | +                  | +                   | +             | +                 | +                 | +   | +        | +  | + | + |  |  |  |  |
| Alternative blink control      |        | Driver door sensor  |                                 |                          | Passengers door sensor   | Trunk lid | Hood sense | Original alarm++ | Arming state | Lock factory remote | Unlock factory remote | Any button pressed | Handbrake / Parking | Speed 10kmph | Engine running | Engine speed (RPM) | Ignition | Key inserted |    |    |    | Footbrake | Drivers door opening sim. | Turn off the engine | Turn on the engine | Turn signal control | Trunk release | Opening all doors | Closing all doors | GND | PWR +12V |    |   |   |  |  |  |  |
| Alt. contr. centr. lock        |        | +                   |                                 |                          | +                        | +         | +          | +                | +            | +                   | +                     | +                  | +                   | +            | +              | +                  | +        | +            | +  | +  | +  | +         | +                         | +                   | +                  | +                   | +             | +                 | +                 | +   | +        | +  | + | + |  |  |  |  |
| Attention:                     |        |                     |                                 |                          |                          |           |            |                  |              |                     |                       |                    |                     |              |                |                    |          |              |    |    |    |           |                           |                     |                    |                     |               |                   |                   |     |          |    |   |   |  |  |  |  |

| <b>KIA NIRO (SG2) (Electric)</b> |        | year: <b>2023</b> → | with and without Keyless System | program No: <b>14361</b> | from: <b>2023-09-07</b> |           |            |                  |              |                     |                       |                    |                     |              |                |                    |          |              |    |    |    |           |                           |                     |                    |                     |               |                   |                   |     |          |    |   |   |   |  |  |  |  |
|----------------------------------|--------|---------------------|---------------------------------|--------------------------|-------------------------|-----------|------------|------------------|--------------|---------------------|-----------------------|--------------------|---------------------|--------------|----------------|--------------------|----------|--------------|----|----|----|-----------|---------------------------|---------------------|--------------------|---------------------|---------------|-------------------|-------------------|-----|----------|----|---|---|---|--|--|--|--|
| connector 8 pin                  |        | connector 15 pin    |                                 |                          | connector 10 pin        |           |            |                  |              |                     |                       |                    |                     |              |                |                    |          |              |    |    |    |           |                           |                     |                    |                     |               |                   |                   |     |          |    |   |   |   |  |  |  |  |
| CAN H                            | CAN L  | CAN H               | CAN L                           | CAN H                    | CAN L                   | CAN H     | CAN L      | CAN H            | CAN L        | CAN H               | CAN L                 | OUT +              | OUT +               | OUT +        | IN             | IN                 | IN       | IN           | IN | IN | IN | IN        | IN                        | OUT +               | OUT +              |                     |               |                   |                   |     |          |    |   |   |   |  |  |  |  |
| CAN1-H                           | CAN1-L | CAN2-H              | CAN2-L                          | CAN3-H                   | CAN3-L                  |           |            |                  |              |                     |                       |                    |                     |              |                |                    |          |              |    |    |    |           |                           |                     |                    |                     |               |                   |                   |     |          |    |   |   |   |  |  |  |  |
| 1                                | 2      | 3                   | 4                               | 5                        | 6                       | 7         | 8          | 1                | 2            | 3                   | 4                     | 5                  | 6                   | 7            | 8              | 9                  | 10       | 11           | 12 | 13 | 14 | 15        | 1                         | 2                   | 3                  | 4                   | 5             | 6                 | 7                 | 8   | 9        | 10 |   |   |   |  |  |  |  |
| +                                | +      | +                   | +                               | +                        | +                       | +         | +          | +                | +            | +                   | +                     | +                  | +                   | +            | +              | +                  | +        | +            | +  | +  | +  | +         | +                         | +                   | +                  | +                   | +             | +                 | +                 | +   | +        | +  | + | + | + |  |  |  |  |
| Alternative blink control        |        | Driver door sensor  |                                 |                          | Passengers door sensor  | Trunk lid | Hood sense | Original alarm++ | Arming state | Lock factory remote | Unlock factory remote | Any button pressed | Handbrake / Parking | Speed 10kmph | Engine running | Engine speed (RPM) | Ignition | Key inserted |    |    |    | Footbrake | Drivers door opening sim. | Turn off the engine | Turn on the engine | Turn signal control | Trunk release | Opening all doors | Closing all doors | GND | PWR +12V |    |   |   |   |  |  |  |  |
| Alt. contr. centr. lock          |        | +                   |                                 |                          | +                       | +         | +          | +                | +            | +                   | +                     | +                  | +                   | +            | +              | +                  | +        | +            | +  | +  | +  | +         | +                         | +                   | +                  | +                   | +             | +                 | +                 | +   | +        | +  | + | + | + |  |  |  |  |
| Attention:                       |        |                     |                                 |                          |                         |           |            |                  |              |                     |                       |                    |                     |              |                |                    |          |              |    |    |    |           |                           |                     |                    |                     |               |                   |                   |     |          |    |   |   |   |  |  |  |  |

| <b>KIA NIRO (SG2) (Hybrid) (Plug-in)</b> |        | year: <b>2023</b> → | with and without Keyless System | program No: <b>14376</b> | from: <b>2023-09-07</b> |           |            |                  |              |                     |                       |                    |                     |              |                |                    |          |              |    |    |    |           |                           |                     |                    |                     |               |                   |                   |     |          |    |   |   |   |   |  |  |  |  |
|------------------------------------------|--------|---------------------|---------------------------------|--------------------------|-------------------------|-----------|------------|------------------|--------------|---------------------|-----------------------|--------------------|---------------------|--------------|----------------|--------------------|----------|--------------|----|----|----|-----------|---------------------------|---------------------|--------------------|---------------------|---------------|-------------------|-------------------|-----|----------|----|---|---|---|---|--|--|--|--|
| connector 8 pin                          |        | connector 15 pin    |                                 |                          | connector 10 pin        |           |            |                  |              |                     |                       |                    |                     |              |                |                    |          |              |    |    |    |           |                           |                     |                    |                     |               |                   |                   |     |          |    |   |   |   |   |  |  |  |  |
| CAN H                                    | CAN L  | CAN H               | CAN L                           | CAN H                    | CAN L                   | CAN H     | CAN L      | CAN H            | CAN L        | CAN H               | CAN L                 | OUT +              | OUT +               | OUT +        | IN             | IN                 | IN       | IN           | IN | IN | IN | IN        | IN                        | OUT +               | OUT +              |                     |               |                   |                   |     |          |    |   |   |   |   |  |  |  |  |
| CAN1-H                                   | CAN1-L | CAN2-H              | CAN2-L                          | CAN3-H                   | CAN3-L                  |           |            |                  |              |                     |                       |                    |                     |              |                |                    |          |              |    |    |    |           |                           |                     |                    |                     |               |                   |                   |     |          |    |   |   |   |   |  |  |  |  |
| 1                                        | 2      | 3                   | 4                               | 5                        | 6                       | 7         | 8          | 1                | 2            | 3                   | 4                     | 5                  | 6                   | 7            | 8              | 9                  | 10       | 11           | 12 | 13 | 14 | 15        | 1                         | 2                   | 3                  | 4                   | 5             | 6                 | 7                 | 8   | 9        | 10 |   |   |   |   |  |  |  |  |
| +                                        | +      | +                   | +                               | +                        | +                       | +         | +          | +                | +            | +                   | +                     | +                  | +                   | +            | +              | +                  | +        | +            | +  | +  | +  | +         | +                         | +                   | +                  | +                   | +             | +                 | +                 | +   | +        | +  | + | + | + | + |  |  |  |  |
| Alternative blink control                |        | Driver door sensor  |                                 |                          | Passengers door sensor  | Trunk lid | Hood sense | Original alarm++ | Arming state | Lock factory remote | Unlock factory remote | Any button pressed | Handbrake / Parking | Speed 10kmph | Engine running | Engine speed (RPM) | Ignition | Key inserted |    |    |    | Footbrake | Drivers door opening sim. | Turn off the engine | Turn on the engine | Turn signal control | Trunk release | Opening all doors | Closing all doors | GND | PWR +12V |    |   |   |   |   |  |  |  |  |
| Alt. contr. centr. lock                  |        | +                   |                                 |                          | +                       | +         | +          | +                | +            | +                   | +                     | +                  | +                   | +            | +              | +                  | +        | +            | +  | +  | +  | +         | +                         | +                   | +                  | +                   | +             | +                 | +                 | +   | +        | +  | + | + | + | + |  |  |  |  |
| Attention:                               |        |                     |                                 |                          |                         |           |            |                  |              |                     |                       |                    |                     |              |                |                    |          |              |    |    |    |           |                           |                     |                    |                     |               |                   |                   |     |          |    |   |   |   |   |  |  |  |  |

| <b>KIA NIRO (SG2) (Hybrid)</b> |        | year: <b>2023</b> → | with and without Keyless System | program No: <b>14377</b> | from: <b>2023-09-07</b> |           |            |                  |              |                     |                       |                    |                     |              |                |                    |          |              |    |    |    |           |                           |                     |                    |                     |               |                   |                   |     |          |    |   |   |   |   |   |  |  |  |  |
|--------------------------------|--------|---------------------|---------------------------------|--------------------------|-------------------------|-----------|------------|------------------|--------------|---------------------|-----------------------|--------------------|---------------------|--------------|----------------|--------------------|----------|--------------|----|----|----|-----------|---------------------------|---------------------|--------------------|---------------------|---------------|-------------------|-------------------|-----|----------|----|---|---|---|---|---|--|--|--|--|
| connector 8 pin                |        | connector 15 pin    |                                 |                          | connector 10 pin        |           |            |                  |              |                     |                       |                    |                     |              |                |                    |          |              |    |    |    |           |                           |                     |                    |                     |               |                   |                   |     |          |    |   |   |   |   |   |  |  |  |  |
| CAN H                          | CAN L  | CAN H               | CAN L                           | CAN H                    | CAN L                   | CAN H     | CAN L      | CAN H            | CAN L        | CAN H               | CAN L                 | OUT +              | OUT +               | OUT +        | IN             | IN                 | IN       | IN           | IN | IN | IN | IN        | IN                        | OUT +               | OUT +              |                     |               |                   |                   |     |          |    |   |   |   |   |   |  |  |  |  |
| CAN1-H                         | CAN1-L | CAN2-H              | CAN2-L                          | CAN3-H                   | CAN3-L                  |           |            |                  |              |                     |                       |                    |                     |              |                |                    |          |              |    |    |    |           |                           |                     |                    |                     |               |                   |                   |     |          |    |   |   |   |   |   |  |  |  |  |
| 1                              | 2      | 3                   | 4                               | 5                        | 6                       | 7         | 8          | 1                | 2            | 3                   | 4                     | 5                  | 6                   | 7            | 8              | 9                  | 10       | 11           | 12 | 13 | 14 | 15        | 1                         | 2                   | 3                  | 4                   | 5             | 6                 | 7                 | 8   | 9        | 10 |   |   |   |   |   |  |  |  |  |
| +                              | +      | +                   | +                               | +                        | +                       | +         | +          | +                | +            | +                   | +                     | +                  | +                   | +            | +              | +                  | +        | +            | +  | +  | +  | +         | +                         | +                   | +                  | +                   | +             | +                 | +                 | +   | +        | +  | + | + | + | + | + |  |  |  |  |
| Alternative blink control      |        | Driver door sensor  |                                 |                          | Passengers door sensor  | Trunk lid | Hood sense | Original alarm++ | Arming state | Lock factory remote | Unlock factory remote | Any button pressed | Handbrake / Parking | Speed 10kmph | Engine running | Engine speed (RPM) | Ignition | Key inserted |    |    |    | Footbrake | Drivers door opening sim. | Turn off the engine | Turn on the engine | Turn signal control | Trunk release | Opening all doors | Closing all doors | GND | PWR +12V |    |   |   |   |   |   |  |  |  |  |
| Alt. contr. centr. lock        |        | +                   |                                 |                          | +                       | +         | +          | +                | +            | +                   | +                     | +                  | +                   | +            | +              | +                  | +        | +            | +  | +  | +  | +         | +                         | +                   | +                  | +                   | +             | +                 | +                 | +   | +        | +  | + | + | + | + | + |  |  |  |  |
| Attention:                     |        |                     |                                 |                          |                         |           |            |                  |              |                     |                       |                    |                     |              |                |                    |          |              |    |    |    |           |                           |                     |                    |                     |               |                   |                   |     |          |    |   |   |   |   |   |  |  |  |  |

| KIA NIRO (DE) (Electric) |        |        |        |        |        |       |       |                           |                         | year: 2020 →       |                        |           |            |                  |              |                     |                       |                    |                     | with and without Keyless System |                |                    |          |              |           |                           |                     |                    |                     | program No: 13254 |                   |                   |     |          |           |                           |                     |                    |                     | from: 2023-02-08 |                   |                   |     |          |                         |                              |                 |    |    |   |   |   |   |   |   |   |   |   |   |   |   |   |   |   |   |   |   |   |   |   |   |   |   |   |   |   |   |   |   |   |   |   |   |   |
|--------------------------|--------|--------|--------|--------|--------|-------|-------|---------------------------|-------------------------|--------------------|------------------------|-----------|------------|------------------|--------------|---------------------|-----------------------|--------------------|---------------------|---------------------------------|----------------|--------------------|----------|--------------|-----------|---------------------------|---------------------|--------------------|---------------------|-------------------|-------------------|-------------------|-----|----------|-----------|---------------------------|---------------------|--------------------|---------------------|------------------|-------------------|-------------------|-----|----------|-------------------------|------------------------------|-----------------|----|----|---|---|---|---|---|---|---|---|---|---|---|---|---|---|---|---|---|---|---|---|---|---|---|---|---|---|---|---|---|---|---|---|---|---|---|
| connector 8 pin          |        |        |        |        |        |       |       |                           |                         | connector 15 pin   |                        |           |            |                  |              |                     |                       |                    |                     | connector 10 pin                |                |                    |          |              |           |                           |                     |                    |                     |                   |                   |                   |     |          |           |                           |                     |                    |                     |                  |                   |                   |     |          |                         |                              |                 |    |    |   |   |   |   |   |   |   |   |   |   |   |   |   |   |   |   |   |   |   |   |   |   |   |   |   |   |   |   |   |   |   |   |   |   |   |
| CAN H                    | CAN L  | CAN H  | CAN L  | CAN H  | CAN L  | CAN H | CAN L | OUT +                     | OUT -                   | OUT                | OUT                    | OUT       | OUT        | OUT              | OUT          | OUT                 | OUT                   | OUT                | OUT                 | OUT                             | IN             | IN                 | IN       | IN           | IN        | IN                        | IN                  | IN                 | IN                  | OUT               | OUT               | OUT               | OUT | OUT      | OUT       | OUT                       | OUT                 | OUT                | OUT                 | OUT              | IN                | IN                | IN  | IN       | IN                      | IN                           | IN              | IN | IN |   |   |   |   |   |   |   |   |   |   |   |   |   |   |   |   |   |   |   |   |   |   |   |   |   |   |   |   |   |   |   |   |   |   |   |
| CAN1-H                   | CAN1-L | CAN2-H | CAN2-L | CAN3-H | CAN3-L |       |       | Alternative blink control | Alt. contr. centr. lock | Driver door sensor | Passengers door sensor | Trunk lid | Hood sense | Original alarm++ | Arming state | Lock factory remote | Unlock factory remote | Any button pressed | Handbrake / Parking | Speed 10kmph                    | Engine running | Engine speed (RPM) | Ignition | Key inserted | Footbrake | Drivers door opening sim. | Turn off the engine | Turn on the engine | Turn signal control | Trunk release     | Opening all doors | Closing all doors | GND | PWR +12V | Footbrake | Drivers door opening sim. | Turn off the engine | Turn on the engine | Turn signal control | Trunk release    | Opening all doors | Closing all doors | GND | PWR +12V | Contr. of factory alarm | Contr.c.lock. when ign.is on | Comfort closure |    |    |   |   |   |   |   |   |   |   |   |   |   |   |   |   |   |   |   |   |   |   |   |   |   |   |   |   |   |   |   |   |   |   |   |   |   |
| 1                        | 2      | 3      | 4      | 5      | 6      | 7     | 8     |                           |                         | 1                  | 2                      | 3         | 4          | 5                | 6            | 7                   | 8                     | 9                  | 10                  | 11                              | 12             | 13                 | 14       | 15           | 1         | 2                         | 3                   | 4                  | 5                   | 6                 | 7                 | 8                 | 9   | 10       | 1         | 2                         | 3                   | 4                  | 5                   | 6                | 7                 | 8                 | 9   | 10       | +                       | +                            | +               | +  | +  | + | + | + | + | + | + | + | + | + | + | + | + | + | + | + | + | + | + | + | + | + | + | + | + | + | + | + | + | + | + | + | + | + | + | + |

Attention:

Switches

| KIA NIRO (DE) (Hybrid) |        |        |        |        |        |       |       |                           |                         | year: 2020 →       |                        |           |            |                  |              |                     |                       |                    |                     | with and without Keyless System |                |                    |          |              |           |                           |                     |                    |                     | program No: 13285 |                   |                   |     |          |           |                           |                     |                    |                     | from: 2022-11-28 |                   |                   |     |          |                         |                              |                 |    |    |   |   |   |   |   |   |   |   |   |   |   |   |   |   |   |   |   |   |   |   |   |   |   |   |   |   |   |   |   |   |   |   |   |   |   |
|------------------------|--------|--------|--------|--------|--------|-------|-------|---------------------------|-------------------------|--------------------|------------------------|-----------|------------|------------------|--------------|---------------------|-----------------------|--------------------|---------------------|---------------------------------|----------------|--------------------|----------|--------------|-----------|---------------------------|---------------------|--------------------|---------------------|-------------------|-------------------|-------------------|-----|----------|-----------|---------------------------|---------------------|--------------------|---------------------|------------------|-------------------|-------------------|-----|----------|-------------------------|------------------------------|-----------------|----|----|---|---|---|---|---|---|---|---|---|---|---|---|---|---|---|---|---|---|---|---|---|---|---|---|---|---|---|---|---|---|---|---|---|---|---|
| connector 8 pin        |        |        |        |        |        |       |       |                           |                         | connector 15 pin   |                        |           |            |                  |              |                     |                       |                    |                     | connector 10 pin                |                |                    |          |              |           |                           |                     |                    |                     |                   |                   |                   |     |          |           |                           |                     |                    |                     |                  |                   |                   |     |          |                         |                              |                 |    |    |   |   |   |   |   |   |   |   |   |   |   |   |   |   |   |   |   |   |   |   |   |   |   |   |   |   |   |   |   |   |   |   |   |   |   |
| CAN H                  | CAN L  | CAN H  | CAN L  | CAN H  | CAN L  | CAN H | CAN L | OUT +                     | OUT -                   | OUT                | OUT                    | OUT       | OUT        | OUT              | OUT          | OUT                 | OUT                   | OUT                | OUT                 | OUT                             | IN             | IN                 | IN       | IN           | IN        | IN                        | IN                  | IN                 | IN                  | OUT               | OUT               | OUT               | OUT | OUT      | OUT       | OUT                       | OUT                 | OUT                | OUT                 | OUT              | IN                | IN                | IN  | IN       | IN                      | IN                           | IN              | IN | IN |   |   |   |   |   |   |   |   |   |   |   |   |   |   |   |   |   |   |   |   |   |   |   |   |   |   |   |   |   |   |   |   |   |   |   |
| CAN1-H                 | CAN1-L | CAN2-H | CAN2-L | CAN3-H | CAN3-L |       |       | Alternative blink control | Alt. contr. centr. lock | Driver door sensor | Passengers door sensor | Trunk lid | Hood sense | Original alarm++ | Arming state | Lock factory remote | Unlock factory remote | Any button pressed | Handbrake / Parking | Speed 10kmph                    | Engine running | Engine speed (RPM) | Ignition | Key inserted | Footbrake | Drivers door opening sim. | Turn off the engine | Turn on the engine | Turn signal control | Trunk release     | Opening all doors | Closing all doors | GND | PWR +12V | Footbrake | Drivers door opening sim. | Turn off the engine | Turn on the engine | Turn signal control | Trunk release    | Opening all doors | Closing all doors | GND | PWR +12V | Contr. of factory alarm | Contr.c.lock. when ign.is on | Comfort closure |    |    |   |   |   |   |   |   |   |   |   |   |   |   |   |   |   |   |   |   |   |   |   |   |   |   |   |   |   |   |   |   |   |   |   |   |   |
| 1                      | 2      | 3      | 4      | 5      | 6      | 7     | 8     |                           |                         | 1                  | 2                      | 3         | 4          | 5                | 6            | 7                   | 8                     | 9                  | 10                  | 11                              | 12             | 13                 | 14       | 15           | 1         | 2                         | 3                   | 4                  | 5                   | 6                 | 7                 | 8                 | 9   | 10       | 1         | 2                         | 3                   | 4                  | 5                   | 6                | 7                 | 8                 | 9   | 10       | +                       | +                            | +               | +  | +  | + | + | + | + | + | + | + | + | + | + | + | + | + | + | + | + | + | + | + | + | + | + | + | + | + | + | + | + | + | + | + | + | + | + | + |

Attention:

Switches

| KIA NIRO (DE) (Hybrid) |        |        |        |        |        |       |       |                           |                         | year: 2016 →       |                        |           |            |                  |              |                     |                       |                    |                     | with and without Keyless System |                |                    |          |              |           |                           |                     |                    |                     | program No: 11813 |                   |                   |     |          |           |                           |                     |                    |                     | from: 2020-02-03 |                   |                   |     |          |                         |                              |                 |    |    |   |   |   |   |   |   |   |   |   |   |   |   |   |   |   |   |   |   |   |   |   |   |   |   |   |   |   |   |   |   |   |   |   |   |   |
|------------------------|--------|--------|--------|--------|--------|-------|-------|---------------------------|-------------------------|--------------------|------------------------|-----------|------------|------------------|--------------|---------------------|-----------------------|--------------------|---------------------|---------------------------------|----------------|--------------------|----------|--------------|-----------|---------------------------|---------------------|--------------------|---------------------|-------------------|-------------------|-------------------|-----|----------|-----------|---------------------------|---------------------|--------------------|---------------------|------------------|-------------------|-------------------|-----|----------|-------------------------|------------------------------|-----------------|----|----|---|---|---|---|---|---|---|---|---|---|---|---|---|---|---|---|---|---|---|---|---|---|---|---|---|---|---|---|---|---|---|---|---|---|---|
| connector 8 pin        |        |        |        |        |        |       |       |                           |                         | connector 15 pin   |                        |           |            |                  |              |                     |                       |                    |                     | connector 10 pin                |                |                    |          |              |           |                           |                     |                    |                     |                   |                   |                   |     |          |           |                           |                     |                    |                     |                  |                   |                   |     |          |                         |                              |                 |    |    |   |   |   |   |   |   |   |   |   |   |   |   |   |   |   |   |   |   |   |   |   |   |   |   |   |   |   |   |   |   |   |   |   |   |   |
| CAN H                  | CAN L  | CAN H  | CAN L  | CAN H  | CAN L  | CAN H | CAN L | OUT +                     | OUT -                   | OUT                | OUT                    | OUT       | OUT        | OUT              | OUT          | OUT                 | OUT                   | OUT                | OUT                 | OUT                             | IN             | IN                 | IN       | IN           | IN        | IN                        | IN                  | IN                 | IN                  | OUT               | OUT               | OUT               | OUT | OUT      | OUT       | OUT                       | OUT                 | OUT                | OUT                 | OUT              | IN                | IN                | IN  | IN       | IN                      | IN                           | IN              | IN | IN |   |   |   |   |   |   |   |   |   |   |   |   |   |   |   |   |   |   |   |   |   |   |   |   |   |   |   |   |   |   |   |   |   |   |   |
| CAN1-H                 | CAN1-L | CAN2-H | CAN2-L | CAN3-H | CAN3-L |       |       | Alternative blink control | Alt. contr. centr. lock | Driver door sensor | Passengers door sensor | Trunk lid | Hood sense | Original alarm++ | Arming state | Lock factory remote | Unlock factory remote | Any button pressed | Handbrake / Parking | Speed 10kmph                    | Engine running | Engine speed (RPM) | Ignition | Key inserted | Footbrake | Drivers door opening sim. | Turn off the engine | Turn on the engine | Turn signal control | Trunk release     | Opening all doors | Closing all doors | GND | PWR +12V | Footbrake | Drivers door opening sim. | Turn off the engine | Turn on the engine | Turn signal control | Trunk release    | Opening all doors | Closing all doors | GND | PWR +12V | Contr. of factory alarm | Contr.c.lock. when ign.is on | Comfort closure |    |    |   |   |   |   |   |   |   |   |   |   |   |   |   |   |   |   |   |   |   |   |   |   |   |   |   |   |   |   |   |   |   |   |   |   |   |
| 1                      | 2      | 3      | 4      | 5      | 6      | 7     | 8     |                           |                         | 1                  | 2                      | 3         | 4          | 5                | 6            | 7                   | 8                     | 9                  | 10                  | 11                              | 12             | 13                 | 14       | 15           | 1         | 2                         | 3                   | 4                  | 5                   | 6                 | 7                 | 8                 | 9   | 10       | 1         | 2                         | 3                   | 4                  | 5                   | 6                | 7                 | 8                 | 9   | 10       | +                       | +                            | +               | +  | +  | + | + | + | + | + | + | + | + | + | + | + | + | + | + | + | + | + | + | + | + | + | + | + | + | + | + | + | + | + | + | + | + | + | + | + |

Attention:

Switches

| KIA NIRO (DE) (Hybrid) (Plug-in) |        |        |        |        |        |       |       |                           |                         | year: 2016 →       |                        |           |            |                  |              |                     |                       |                    |                     | with and without Keyless System |                |                    |          |              |           |                           |                     |                    |                     | program No: 13125 |                   |                   |     |          |           |                           |                     |                    |                     | from: 2023-04-11 |                   |                   |     |          |                         |                              |                 |    |    |   |   |   |   |   |   |   |   |   |   |   |   |   |   |   |   |   |   |   |   |   |   |   |   |   |   |   |   |   |   |   |   |   |   |   |
|----------------------------------|--------|--------|--------|--------|--------|-------|-------|---------------------------|-------------------------|--------------------|------------------------|-----------|------------|------------------|--------------|---------------------|-----------------------|--------------------|---------------------|---------------------------------|----------------|--------------------|----------|--------------|-----------|---------------------------|---------------------|--------------------|---------------------|-------------------|-------------------|-------------------|-----|----------|-----------|---------------------------|---------------------|--------------------|---------------------|------------------|-------------------|-------------------|-----|----------|-------------------------|------------------------------|-----------------|----|----|---|---|---|---|---|---|---|---|---|---|---|---|---|---|---|---|---|---|---|---|---|---|---|---|---|---|---|---|---|---|---|---|---|---|---|
| connector 8 pin                  |        |        |        |        |        |       |       |                           |                         | connector 15 pin   |                        |           |            |                  |              |                     |                       |                    |                     | connector 10 pin                |                |                    |          |              |           |                           |                     |                    |                     |                   |                   |                   |     |          |           |                           |                     |                    |                     |                  |                   |                   |     |          |                         |                              |                 |    |    |   |   |   |   |   |   |   |   |   |   |   |   |   |   |   |   |   |   |   |   |   |   |   |   |   |   |   |   |   |   |   |   |   |   |   |
| CAN H                            | CAN L  | CAN H  | CAN L  | CAN H  | CAN L  | CAN H | CAN L | OUT +                     | OUT -                   | OUT                | OUT                    | OUT       | OUT        | OUT              | OUT          | OUT                 | OUT                   | OUT                | OUT                 | OUT                             | IN             | IN                 | IN       | IN           | IN        | IN                        | IN                  | IN                 | IN                  | OUT               | OUT               | OUT               | OUT | OUT      | OUT       | OUT                       | OUT                 | OUT                | OUT                 | OUT              | IN                | IN                | IN  | IN       | IN                      | IN                           | IN              | IN | IN |   |   |   |   |   |   |   |   |   |   |   |   |   |   |   |   |   |   |   |   |   |   |   |   |   |   |   |   |   |   |   |   |   |   |   |
| CAN1-H                           | CAN1-L | CAN2-H | CAN2-L | CAN3-H | CAN3-L |       |       | Alternative blink control | Alt. contr. centr. lock | Driver door sensor | Passengers door sensor | Trunk lid | Hood sense | Original alarm++ | Arming state | Lock factory remote | Unlock factory remote | Any button pressed | Handbrake / Parking | Speed 10kmph                    | Engine running | Engine speed (RPM) | Ignition | Key inserted | Footbrake | Drivers door opening sim. | Turn off the engine | Turn on the engine | Turn signal control | Trunk release     | Opening all doors | Closing all doors | GND | PWR +12V | Footbrake | Drivers door opening sim. | Turn off the engine | Turn on the engine | Turn signal control | Trunk release    | Opening all doors | Closing all doors | GND | PWR +12V | Contr. of factory alarm | Contr.c.lock. when ign.is on | Comfort closure |    |    |   |   |   |   |   |   |   |   |   |   |   |   |   |   |   |   |   |   |   |   |   |   |   |   |   |   |   |   |   |   |   |   |   |   |   |
| 1                                | 2      | 3      | 4      | 5      | 6      | 7     | 8     |                           |                         | 1                  | 2                      | 3         | 4          | 5                | 6            | 7                   | 8                     | 9                  | 10                  | 11                              | 12             | 13                 | 14       | 15           | 1         | 2                         | 3                   | 4                  | 5                   | 6                 | 7                 | 8                 | 9   | 10       | 1         | 2                         | 3                   | 4                  | 5                   | 6                | 7                 | 8                 | 9   | 10       | +                       | +                            | +               | +  | +  | + | + | + | + | + | + | + | + | + | + | + | + | + | + | + | + | + | + | + | + | + | + | + | + | + | + | + | + | + | + | + | + | + | + | + |

Attention:

Switches

| KIA OPIRUS      |        |        |        |        |        |       |       |                           |                         | year: 2004 →       |                        |           |            |                  |              |                     |                       |                    |                     | with and without Keyless System |                |                    |          |              |           |                           |                     |                    |                     | program No: 11234 |                   |                   |     |          |           |                           |                     |                    |                     | from: 2017-09-01 |                   |                   |     |          |                         |                              |                 |    |    |   |   |   |   |   |   |   |   |   |   |   |   |   |   |   |   |   |   |   |   |   |   |   |   |   |   |   |   |   |   |   |   |   |   |   |
|-----------------|--------|--------|--------|--------|--------|-------|-------|---------------------------|-------------------------|--------------------|------------------------|-----------|------------|------------------|--------------|---------------------|-----------------------|--------------------|---------------------|---------------------------------|----------------|--------------------|----------|--------------|-----------|---------------------------|---------------------|--------------------|---------------------|-------------------|-------------------|-------------------|-----|----------|-----------|---------------------------|---------------------|--------------------|---------------------|------------------|-------------------|-------------------|-----|----------|-------------------------|------------------------------|-----------------|----|----|---|---|---|---|---|---|---|---|---|---|---|---|---|---|---|---|---|---|---|---|---|---|---|---|---|---|---|---|---|---|---|---|---|---|---|
| connector 8 pin |        |        |        |        |        |       |       |                           |                         | connector 15 pin   |                        |           |            |                  |              |                     |                       |                    |                     | connector 10 pin                |                |                    |          |              |           |                           |                     |                    |                     |                   |                   |                   |     |          |           |                           |                     |                    |                     |                  |                   |                   |     |          |                         |                              |                 |    |    |   |   |   |   |   |   |   |   |   |   |   |   |   |   |   |   |   |   |   |   |   |   |   |   |   |   |   |   |   |   |   |   |   |   |   |
| CAN H           | CAN L  | CAN H  | CAN L  | CAN H  | CAN L  | CAN H | CAN L | OUT +                     | OUT -                   | OUT                | OUT                    | OUT       | OUT        | OUT              | OUT          | OUT                 | OUT                   | OUT                | OUT                 | OUT                             | IN             | IN                 | IN       | IN           | IN        | IN                        | IN                  | IN                 | IN                  | OUT               | OUT               | OUT               | OUT | OUT      | OUT       | OUT                       | OUT                 | OUT                | OUT                 | OUT              | IN                | IN                | IN  | IN       | IN                      | IN                           | IN              | IN | IN |   |   |   |   |   |   |   |   |   |   |   |   |   |   |   |   |   |   |   |   |   |   |   |   |   |   |   |   |   |   |   |   |   |   |   |
| CAN1-H          | CAN1-L | CAN2-H | CAN2-L | CAN3-H | CAN3-L |       |       | Alternative blink control | Alt. contr. centr. lock | Driver door sensor | Passengers door sensor | Trunk lid | Hood sense | Original alarm++ | Arming state | Lock factory remote | Unlock factory remote | Any button pressed | Handbrake / Parking | Speed 10kmph                    | Engine running | Engine speed (RPM) | Ignition | Key inserted | Footbrake | Drivers door opening sim. | Turn off the engine | Turn on the engine | Turn signal control | Trunk release     | Opening all doors | Closing all doors | GND | PWR +12V | Footbrake | Drivers door opening sim. | Turn off the engine | Turn on the engine | Turn signal control | Trunk release    | Opening all doors | Closing all doors | GND | PWR +12V | Contr. of factory alarm | Contr.c.lock. when ign.is on | Comfort closure |    |    |   |   |   |   |   |   |   |   |   |   |   |   |   |   |   |   |   |   |   |   |   |   |   |   |   |   |   |   |   |   |   |   |   |   |   |
| 1               | 2      | 3      | 4      | 5      | 6      | 7     | 8     |                           |                         | 1                  | 2                      | 3         | 4          | 5                | 6            | 7                   | 8                     | 9                  | 10                  | 11                              | 12             | 13                 | 14       | 15           | 1         | 2                         | 3                   | 4                  | 5                   | 6                 | 7                 | 8                 | 9   | 10       | 1         | 2                         | 3                   | 4                  | 5                   | 6                | 7                 | 8                 | 9   | 10       | +                       | +                            | +               | +  | +  | + | + | + | + | + | + | + | + | + | + | + | + | + | + | + | + | + | + | + | + | + | + | + | + | + | + | + | + | + | + | + | + | + | + | + |

Attention:

Switches

KIA OPTIMA (JF) (Hybrid) (Plug-in)

year: 2018 →

with and without Keyless System

program №: 13264

from: 2022-11-28

Table with columns for CAN H/L, connector 8 pin, connector 15 pin, and connector 10 pin. Rows include components like CAN1-H, Driver door sensor, and Footbrake.

Attention:

Switches

KIA OPTIMA (JF) (Keyless)

year: 2018 →

with Keyless System

program №: 13283

from: 2022-11-28

Table with columns for CAN H/L, connector 8 pin, connector 15 pin, and connector 10 pin. Rows include components like CAN1-H, Driver door sensor, and Footbrake.

Attention:

Switches

KIA OPTIMA (JF) (Keyless)

year: 2016 →

with Keyless System

program №: 12367

from: 2019-09-20

Table with columns for CAN H/L, connector 8 pin, connector 15 pin, and connector 10 pin. Rows include components like CAN1-H, Driver door sensor, and Footbrake.

Attention:

Switches

KIA OPTIMA (JF)

year: 2016 →

without Keyless System

program №: 12368

from: 2019-09-20

Table with columns for CAN H/L, connector 8 pin, connector 15 pin, and connector 10 pin. Rows include components like CAN1-H, Driver door sensor, and Footbrake.

Attention:

Switches

KIA OPTIMA (TF) (Keyless) (SlovakianMarket)

year: 2014 →

with Keyless System

program №: 11344

from: 2017-09-01

Table with columns for CAN H/L, connector 8 pin, connector 15 pin, and connector 10 pin. Rows include components like CAN1-H, Driver door sensor, and Footbrake.

Attention:

Switches



| KIA PICANTO GT LINE |        |        |        |        |        |       |       |                           |                         | year: 2018 →       |                        |           |            |                  |              |                     |                       |                    |                     | program No: 12177 |                |                    |          |              |           |                           |                     |                    |                     | from: 2018-01-02 |                   |                   |     |          |                         |                              |                 |     |     |   |   |   |   |   |   |   |   |   |   |   |   |   |   |   |   |   |   |
|---------------------|--------|--------|--------|--------|--------|-------|-------|---------------------------|-------------------------|--------------------|------------------------|-----------|------------|------------------|--------------|---------------------|-----------------------|--------------------|---------------------|-------------------|----------------|--------------------|----------|--------------|-----------|---------------------------|---------------------|--------------------|---------------------|------------------|-------------------|-------------------|-----|----------|-------------------------|------------------------------|-----------------|-----|-----|---|---|---|---|---|---|---|---|---|---|---|---|---|---|---|---|---|---|
| connector 8 pin     |        |        |        |        |        |       |       |                           |                         | connector 15 pin   |                        |           |            |                  |              |                     |                       |                    |                     | connector 10 pin  |                |                    |          |              |           |                           |                     |                    |                     |                  |                   |                   |     |          |                         |                              |                 |     |     |   |   |   |   |   |   |   |   |   |   |   |   |   |   |   |   |   |   |
| CAN H               | CAN L  | CAN H  | CAN L  | CAN H  | CAN L  | CAN H | CAN L | OUT +                     | OUT -                   | OUT                | OUT                    | OUT       | OUT        | OUT              | OUT          | OUT                 | OUT                   | OUT                | OUT                 | OUT               | IN             | IN                 | IN       | IN           | IN        | IN                        | IN                  | IN                 | IN                  | OUT              | OUT               | OUT               | OUT | OUT      | OUT                     | OUT                          | OUT             | OUT | OUT |   |   |   |   |   |   |   |   |   |   |   |   |   |   |   |   |   |   |
| CAN1-H              | CAN1-L | CAN2-H | CAN2-L | CAN3-H | CAN3-L |       |       | Alternative blink control | Alt. contr. centr. lock | Driver door sensor | Passengers door sensor | Trunk lid | Hood sense | Original alarm++ | Arming state | Lock factory remote | Unlock factory remote | Any button pressed | Handbrake / Parking | Speed 10kmph      | Engine running | Engine speed (RPM) | Ignition | Key inserted | Footbrake | Drivers door opening sim. | Turn off the engine | Turn on the engine | Turn signal control | Trunk release    | Opening all doors | Closing all doors | GND | PWR +12V | Contr. of factory alarm | Contr.c.lock. when ign.is on | Comfort closure |     |     |   |   |   |   |   |   |   |   |   |   |   |   |   |   |   |   |   |   |
| 1                   | 2      | 3      | 4      | 5      | 6      |       |       | 7                         | 8                       | 1                  | 2                      | 3         | 4          | 5                | 6            | 7                   | 8                     | 9                  | 10                  | 11                | 12             | 13                 | 14       | 15           | 1         | 2                         | 3                   | 4                  | 5                   | 6                | 7                 | 8                 | 9   | 10       | +                       | +                            | +               | +   | +   | + | + | + | + | + | + | + | + | + | + | + | + | + | + | + | + | + | + |

Attention:

| KIA PICANTO (TA) |        |        |        |        |        |       |       |                           |                         | year: 2014 →       |                        |           |            |                  |              |                     |                       |                    |                     | without Keyless System |                |                    |          |              |           |                           |                     |                    |                     | program No: 11299 |                   |                   |     |          |                         |                              |                 |     |     | from: 2017-09-01 |   |   |   |   |   |   |   |   |   |   |   |   |   |   |   |   |   |
|------------------|--------|--------|--------|--------|--------|-------|-------|---------------------------|-------------------------|--------------------|------------------------|-----------|------------|------------------|--------------|---------------------|-----------------------|--------------------|---------------------|------------------------|----------------|--------------------|----------|--------------|-----------|---------------------------|---------------------|--------------------|---------------------|-------------------|-------------------|-------------------|-----|----------|-------------------------|------------------------------|-----------------|-----|-----|------------------|---|---|---|---|---|---|---|---|---|---|---|---|---|---|---|---|---|
| connector 8 pin  |        |        |        |        |        |       |       |                           |                         | connector 15 pin   |                        |           |            |                  |              |                     |                       |                    |                     | connector 10 pin       |                |                    |          |              |           |                           |                     |                    |                     |                   |                   |                   |     |          |                         |                              |                 |     |     |                  |   |   |   |   |   |   |   |   |   |   |   |   |   |   |   |   |   |
| CAN H            | CAN L  | CAN H  | CAN L  | CAN H  | CAN L  | CAN H | CAN L | OUT +                     | OUT -                   | OUT                | OUT                    | OUT       | OUT        | OUT              | OUT          | OUT                 | OUT                   | OUT                | OUT                 | OUT                    | IN             | IN                 | IN       | IN           | IN        | IN                        | IN                  | IN                 | IN                  | OUT               | OUT               | OUT               | OUT | OUT      | OUT                     | OUT                          | OUT             | OUT | OUT |                  |   |   |   |   |   |   |   |   |   |   |   |   |   |   |   |   |   |
| CAN1-H           | CAN1-L | CAN2-H | CAN2-L | CAN3-H | CAN3-L |       |       | Alternative blink control | Alt. contr. centr. lock | Driver door sensor | Passengers door sensor | Trunk lid | Hood sense | Original alarm++ | Arming state | Lock factory remote | Unlock factory remote | Any button pressed | Handbrake / Parking | Speed 10kmph           | Engine running | Engine speed (RPM) | Ignition | Key inserted | Footbrake | Drivers door opening sim. | Turn off the engine | Turn on the engine | Turn signal control | Trunk release     | Opening all doors | Closing all doors | GND | PWR +12V | Contr. of factory alarm | Contr.c.lock. when ign.is on | Comfort closure |     |     |                  |   |   |   |   |   |   |   |   |   |   |   |   |   |   |   |   |   |
| 1                | 2      | 3      | 4      | 5      | 6      |       |       | 7                         | 8                       | 1                  | 2                      | 3         | 4          | 5                | 6            | 7                   | 8                     | 9                  | 10                  | 11                     | 12             | 13                 | 14       | 15           | 1         | 2                         | 3                   | 4                  | 5                   | 6                 | 7                 | 8                 | 9   | 10       | +                       | +                            | +               | +   | +   | +                | + | + | + | + | + | + | + | + | + | + | + | + | + | + | + | + | + |

Switches

| KIA PICANTO (TA) (Keyless) |        |        |        |        |        |       |       |                           |                         | year: 2011 →       |                        |           |            |                  |              |                     |                       |                    |                     | with Keyless System |                |                    |          |              |           |                           |                     |                    |                     | program No: 11299 |                   |                   |     |          |                         |                              |                 |     |     | from: 2017-09-01 |   |   |   |   |   |   |   |   |   |   |   |   |   |   |   |   |   |
|----------------------------|--------|--------|--------|--------|--------|-------|-------|---------------------------|-------------------------|--------------------|------------------------|-----------|------------|------------------|--------------|---------------------|-----------------------|--------------------|---------------------|---------------------|----------------|--------------------|----------|--------------|-----------|---------------------------|---------------------|--------------------|---------------------|-------------------|-------------------|-------------------|-----|----------|-------------------------|------------------------------|-----------------|-----|-----|------------------|---|---|---|---|---|---|---|---|---|---|---|---|---|---|---|---|---|
| connector 8 pin            |        |        |        |        |        |       |       |                           |                         | connector 15 pin   |                        |           |            |                  |              |                     |                       |                    |                     | connector 10 pin    |                |                    |          |              |           |                           |                     |                    |                     |                   |                   |                   |     |          |                         |                              |                 |     |     |                  |   |   |   |   |   |   |   |   |   |   |   |   |   |   |   |   |   |
| CAN H                      | CAN L  | CAN H  | CAN L  | CAN H  | CAN L  | CAN H | CAN L | OUT +                     | OUT -                   | OUT                | OUT                    | OUT       | OUT        | OUT              | OUT          | OUT                 | OUT                   | OUT                | OUT                 | OUT                 | IN             | IN                 | IN       | IN           | IN        | IN                        | IN                  | IN                 | IN                  | OUT               | OUT               | OUT               | OUT | OUT      | OUT                     | OUT                          | OUT             | OUT | OUT |                  |   |   |   |   |   |   |   |   |   |   |   |   |   |   |   |   |   |
| CAN1-H                     | CAN1-L | CAN2-H | CAN2-L | CAN3-H | CAN3-L |       |       | Alternative blink control | Alt. contr. centr. lock | Driver door sensor | Passengers door sensor | Trunk lid | Hood sense | Original alarm++ | Arming state | Lock factory remote | Unlock factory remote | Any button pressed | Handbrake / Parking | Speed 10kmph        | Engine running | Engine speed (RPM) | Ignition | Key inserted | Footbrake | Drivers door opening sim. | Turn off the engine | Turn on the engine | Turn signal control | Trunk release     | Opening all doors | Closing all doors | GND | PWR +12V | Contr. of factory alarm | Contr.c.lock. when ign.is on | Comfort closure |     |     |                  |   |   |   |   |   |   |   |   |   |   |   |   |   |   |   |   |   |
| 1                          | 2      | 3      | 4      | 5      | 6      |       |       | 7                         | 8                       | 1                  | 2                      | 3         | 4          | 5                | 6            | 7                   | 8                     | 9                  | 10                  | 11                  | 12             | 13                 | 14       | 15           | 1         | 2                         | 3                   | 4                  | 5                   | 6                 | 7                 | 8                 | 9   | 10       | +                       | +                            | +               | +   | +   | +                | + | + | + | + | + | + | + | + | + | + | + | + | + | + | + | + | + |

Switches

| KIA PROCEED (CD) |        |        |        |        |        |       |       |                           |                         | year: 2022 →       |                        |           |            |                  |              |                     |                       |                    |                     | with and without Keyless System |                |                    |          |              |           |                           |                     |                    |                     | program No: 14689 |                   |                   |     |          |                         |                              |                 |     |     | from: 2023-05-22 |   |   |   |   |   |   |   |   |   |   |   |   |   |   |   |   |   |
|------------------|--------|--------|--------|--------|--------|-------|-------|---------------------------|-------------------------|--------------------|------------------------|-----------|------------|------------------|--------------|---------------------|-----------------------|--------------------|---------------------|---------------------------------|----------------|--------------------|----------|--------------|-----------|---------------------------|---------------------|--------------------|---------------------|-------------------|-------------------|-------------------|-----|----------|-------------------------|------------------------------|-----------------|-----|-----|------------------|---|---|---|---|---|---|---|---|---|---|---|---|---|---|---|---|---|
| connector 8 pin  |        |        |        |        |        |       |       |                           |                         | connector 15 pin   |                        |           |            |                  |              |                     |                       |                    |                     | connector 10 pin                |                |                    |          |              |           |                           |                     |                    |                     |                   |                   |                   |     |          |                         |                              |                 |     |     |                  |   |   |   |   |   |   |   |   |   |   |   |   |   |   |   |   |   |
| CAN H            | CAN L  | CAN H  | CAN L  | CAN H  | CAN L  | CAN H | CAN L | OUT +                     | OUT -                   | OUT                | OUT                    | OUT       | OUT        | OUT              | OUT          | OUT                 | OUT                   | OUT                | OUT                 | OUT                             | IN             | IN                 | IN       | IN           | IN        | IN                        | IN                  | IN                 | IN                  | OUT               | OUT               | OUT               | OUT | OUT      | OUT                     | OUT                          | OUT             | OUT | OUT |                  |   |   |   |   |   |   |   |   |   |   |   |   |   |   |   |   |   |
| CAN1-H           | CAN1-L | CAN2-H | CAN2-L | CAN3-H | CAN3-L |       |       | Alternative blink control | Alt. contr. centr. lock | Driver door sensor | Passengers door sensor | Trunk lid | Hood sense | Original alarm++ | Arming state | Lock factory remote | Unlock factory remote | Any button pressed | Handbrake / Parking | Speed 10kmph                    | Engine running | Engine speed (RPM) | Ignition | Key inserted | Footbrake | Drivers door opening sim. | Turn off the engine | Turn on the engine | Turn signal control | Trunk release     | Opening all doors | Closing all doors | GND | PWR +12V | Contr. of factory alarm | Contr.c.lock. when ign.is on | Comfort closure |     |     |                  |   |   |   |   |   |   |   |   |   |   |   |   |   |   |   |   |   |
| 1                | 2      | 3      | 4      | 5      | 6      |       |       | 7                         | 8                       | 1                  | 2                      | 3         | 4          | 5                | 6            | 7                   | 8                     | 9                  | 10                  | 11                              | 12             | 13                 | 14       | 15           | 1         | 2                         | 3                   | 4                  | 5                   | 6                 | 7                 | 8                 | 9   | 10       | +                       | +                            | +               | +   | +   | +                | + | + | + | + | + | + | + | + | + | + | + | + | + | + | + | + | + |

Switches

| KIA PROCEED (CD) |        |        |        |        |        |       |       |                           |                         | year: 2019 →       |                        |           |            |                  |              |                     |                       |                    |                     | with and without Keyless System |                |                    |          |              |           |                           |                     |                    |                     | program No: 13284 |                   |                   |     |          |                         |                              |                 |     |     | from: 2022-11-02 |   |   |   |   |   |   |   |   |   |   |   |   |   |   |   |   |   |
|------------------|--------|--------|--------|--------|--------|-------|-------|---------------------------|-------------------------|--------------------|------------------------|-----------|------------|------------------|--------------|---------------------|-----------------------|--------------------|---------------------|---------------------------------|----------------|--------------------|----------|--------------|-----------|---------------------------|---------------------|--------------------|---------------------|-------------------|-------------------|-------------------|-----|----------|-------------------------|------------------------------|-----------------|-----|-----|------------------|---|---|---|---|---|---|---|---|---|---|---|---|---|---|---|---|---|
| connector 8 pin  |        |        |        |        |        |       |       |                           |                         | connector 15 pin   |                        |           |            |                  |              |                     |                       |                    |                     | connector 10 pin                |                |                    |          |              |           |                           |                     |                    |                     |                   |                   |                   |     |          |                         |                              |                 |     |     |                  |   |   |   |   |   |   |   |   |   |   |   |   |   |   |   |   |   |
| CAN H            | CAN L  | CAN H  | CAN L  | CAN H  | CAN L  | CAN H | CAN L | OUT +                     | OUT -                   | OUT                | OUT                    | OUT       | OUT        | OUT              | OUT          | OUT                 | OUT                   | OUT                | OUT                 | OUT                             | IN             | IN                 | IN       | IN           | IN        | IN                        | IN                  | IN                 | IN                  | OUT               | OUT               | OUT               | OUT | OUT      | OUT                     | OUT                          | OUT             | OUT | OUT |                  |   |   |   |   |   |   |   |   |   |   |   |   |   |   |   |   |   |
| CAN1-H           | CAN1-L | CAN2-H | CAN2-L | CAN3-H | CAN3-L |       |       | Alternative blink control | Alt. contr. centr. lock | Driver door sensor | Passengers door sensor | Trunk lid | Hood sense | Original alarm++ | Arming state | Lock factory remote | Unlock factory remote | Any button pressed | Handbrake / Parking | Speed 10kmph                    | Engine running | Engine speed (RPM) | Ignition | Key inserted | Footbrake | Drivers door opening sim. | Turn off the engine | Turn on the engine | Turn signal control | Trunk release     | Opening all doors | Closing all doors | GND | PWR +12V | Contr. of factory alarm | Contr.c.lock. when ign.is on | Comfort closure |     |     |                  |   |   |   |   |   |   |   |   |   |   |   |   |   |   |   |   |   |
| 1                | 2      | 3      | 4      | 5      | 6      |       |       | 7                         | 8                       | 1                  | 2                      | 3         | 4          | 5                | 6            | 7                   | 8                     | 9                  | 10                  | 11                              | 12             | 13                 | 14       | 15           | 1         | 2                         | 3                   | 4                  | 5                   | 6                 | 7                 | 8                 | 9   | 10       | +                       | +                            | +               | +   | +   | +                | + | + | + | + | + | + | + | + | + | + | + | + | + | + | + | + | + |

Switches

**KIA QUORIS (Keyless)**      year: 2015 →      with Keyless System      program #: 11413      from: 2017-09-01

| connector 8 pin |        |        |        |        |        |                           |                         | connector 15 pin   |                        |           |            |                  |              |                     |                       |                    |                     |              |                |                    |          |              | connector 10 pin |                           |                     |                    |                     |               |                   |                   |     |          |                         |                             |                 |    |   |   |   |   |   |   |   |   |   |   |   |   |   |   |   |   |   |   |   |
|-----------------|--------|--------|--------|--------|--------|---------------------------|-------------------------|--------------------|------------------------|-----------|------------|------------------|--------------|---------------------|-----------------------|--------------------|---------------------|--------------|----------------|--------------------|----------|--------------|------------------|---------------------------|---------------------|--------------------|---------------------|---------------|-------------------|-------------------|-----|----------|-------------------------|-----------------------------|-----------------|----|---|---|---|---|---|---|---|---|---|---|---|---|---|---|---|---|---|---|---|
| CAN H           | CAN L  | CAN H  | CAN L  | CAN H  | CAN L  | OUT +                     | OUT -                   | OUT                | OUT                    | OUT       | OUT        | OUT              | OUT          | OUT                 | OUT                   | OUT                | OUT                 | OUT          | OUT            | OUT                | OUT      | OUT          | OUT              | OUT                       | OUT                 | OUT                | IN                  | IN            | IN                | IN                | IN  | IN       | IN                      | IN                          | IN              | IN |   |   |   |   |   |   |   |   |   |   |   |   |   |   |   |   |   |   |   |
| CAN1-H          | CAN1-L | CAN2-H | CAN2-L | CAN3-H | CAN3-L | Alternative blink control | Alt. contr. centr. lock | Driver door sensor | Passengers door sensor | Trunk lid | Hood sense | Original alarm++ | Arming state | Lock factory remote | Unlock factory remote | Any button pressed | Handbrake / Parking | Speed 10kmph | Engine running | Engine speed (RPM) | Ignition | Key inserted | Footbrake        | Drivers door opening sim. | Turn off the engine | Turn on the engine | Turn signal control | Trunk release | Opening all doors | Closing all doors | GND | PWR +12V | Contr. of factory alarm | Contr.c.lock when ign.is on | Comfort closure |    |   |   |   |   |   |   |   |   |   |   |   |   |   |   |   |   |   |   |   |
| 1               | 2      | 3      | 4      | 5      | 6      | 7                         | 8                       | 1                  | 2                      | 3         | 4          | 5                | 6            | 7                   | 8                     | 9                  | 10                  | 11           | 12             | 13                 | 14       | 15           | 1                | 2                         | 3                   | 4                  | 5                   | 6             | 7                 | 8                 | 9   | 10       | +                       | +                           | +               | +  | + | + | + | + | + | + | + | + | + | + | + | + | + | + | + | + | + | + | + |
| Attention:      |        |        |        |        |        |                           |                         |                    |                        |           |            |                  |              |                     |                       |                    |                     |              |                |                    |          |              |                  |                           |                     |                    |                     |               |                   |                   |     |          |                         |                             |                 |    |   |   |   |   |   |   |   |   |   |   |   |   |   |   |   |   |   |   |   |
| Switches        |        |        |        |        |        |                           |                         |                    |                        |           |            |                  |              |                     |                       |                    |                     |              |                |                    |          |              |                  |                           |                     |                    |                     |               |                   |                   |     |          |                         |                             |                 |    |   |   |   |   |   |   |   |   |   |   |   |   |   |   |   |   |   |   |   |

**KIA QUORIS (Keyless)**      year: 2013 →      with Keyless System      program #: 11413      from: 2017-09-01

| connector 8 pin |        |        |        |        |        |                           |                         | connector 15 pin   |                        |           |            |                  |              |                     |                       |                    |                     |              |                |                    |          |              | connector 10 pin |                           |                     |                    |                     |               |                   |                   |     |          |                         |                             |                 |    |   |   |   |   |   |   |   |   |   |   |   |   |   |   |   |   |   |   |   |
|-----------------|--------|--------|--------|--------|--------|---------------------------|-------------------------|--------------------|------------------------|-----------|------------|------------------|--------------|---------------------|-----------------------|--------------------|---------------------|--------------|----------------|--------------------|----------|--------------|------------------|---------------------------|---------------------|--------------------|---------------------|---------------|-------------------|-------------------|-----|----------|-------------------------|-----------------------------|-----------------|----|---|---|---|---|---|---|---|---|---|---|---|---|---|---|---|---|---|---|---|
| CAN H           | CAN L  | CAN H  | CAN L  | CAN H  | CAN L  | OUT +                     | OUT -                   | OUT                | OUT                    | OUT       | OUT        | OUT              | OUT          | OUT                 | OUT                   | OUT                | OUT                 | OUT          | OUT            | OUT                | OUT      | OUT          | OUT              | OUT                       | OUT                 | OUT                | IN                  | IN            | IN                | IN                | IN  | IN       | IN                      | IN                          | IN              | IN |   |   |   |   |   |   |   |   |   |   |   |   |   |   |   |   |   |   |   |
| CAN1-H          | CAN1-L | CAN2-H | CAN2-L | CAN3-H | CAN3-L | Alternative blink control | Alt. contr. centr. lock | Driver door sensor | Passengers door sensor | Trunk lid | Hood sense | Original alarm++ | Arming state | Lock factory remote | Unlock factory remote | Any button pressed | Handbrake / Parking | Speed 10kmph | Engine running | Engine speed (RPM) | Ignition | Key inserted | Footbrake        | Drivers door opening sim. | Turn off the engine | Turn on the engine | Turn signal control | Trunk release | Opening all doors | Closing all doors | GND | PWR +12V | Contr. of factory alarm | Contr.c.lock when ign.is on | Comfort closure |    |   |   |   |   |   |   |   |   |   |   |   |   |   |   |   |   |   |   |   |
| 1               | 2      | 3      | 4      | 5      | 6      | 7                         | 8                       | 1                  | 2                      | 3         | 4          | 5                | 6            | 7                   | 8                     | 9                  | 10                  | 11           | 12             | 13                 | 14       | 15           | 1                | 2                         | 3                   | 4                  | 5                   | 6             | 7                 | 8                 | 9   | 10       | +                       | +                           | +               | +  | + | + | + | + | + | + | + | + | + | + | + | + | + | + | + | + | + | + | + |
| Attention:      |        |        |        |        |        |                           |                         |                    |                        |           |            |                  |              |                     |                       |                    |                     |              |                |                    |          |              |                  |                           |                     |                    |                     |               |                   |                   |     |          |                         |                             |                 |    |   |   |   |   |   |   |   |   |   |   |   |   |   |   |   |   |   |   |   |
| Switches        |        |        |        |        |        |                           |                         |                    |                        |           |            |                  |              |                     |                       |                    |                     |              |                |                    |          |              |                  |                           |                     |                    |                     |               |                   |                   |     |          |                         |                             |                 |    |   |   |   |   |   |   |   |   |   |   |   |   |   |   |   |   |   |   |   |

**KIA RAY**      year: 2018 →      with and without Keyless System      program #: 13557      from: 2021-03-15

| connector 8 pin |        |        |        |        |        |                           |                         | connector 15 pin   |                        |           |            |                  |              |                     |                       |                    |                     |              |                |                    |          |              | connector 10 pin |                           |                     |                    |                     |               |                   |                   |     |          |                         |                             |                 |   |   |   |   |   |   |   |   |   |   |   |   |   |   |   |   |   |   |   |   |
|-----------------|--------|--------|--------|--------|--------|---------------------------|-------------------------|--------------------|------------------------|-----------|------------|------------------|--------------|---------------------|-----------------------|--------------------|---------------------|--------------|----------------|--------------------|----------|--------------|------------------|---------------------------|---------------------|--------------------|---------------------|---------------|-------------------|-------------------|-----|----------|-------------------------|-----------------------------|-----------------|---|---|---|---|---|---|---|---|---|---|---|---|---|---|---|---|---|---|---|---|
| CAN H           | CAN L  | CAN H  | CAN L  | CAN H  | CAN L  | OUT +                     | OUT -                   | OUT                | OUT                    | OUT       | OUT        | OUT              | OUT          | OUT                 | OUT                   | OUT                | OUT                 | OUT          | OUT            | OUT                | OUT      | OUT          | OUT              | OUT                       | OUT                 | IN                 | IN                  | IN            | IN                | IN                | IN  | IN       | IN                      | IN                          | IN              |   |   |   |   |   |   |   |   |   |   |   |   |   |   |   |   |   |   |   |   |
| CAN1-H          | CAN1-L | CAN2-H | CAN2-L | CAN3-H | CAN3-L | Alternative blink control | Alt. contr. centr. lock | Driver door sensor | Passengers door sensor | Trunk lid | Hood sense | Original alarm++ | Arming state | Lock factory remote | Unlock factory remote | Any button pressed | Handbrake / Parking | Speed 10kmph | Engine running | Engine speed (RPM) | Ignition | Key inserted | Footbrake        | Drivers door opening sim. | Turn off the engine | Turn on the engine | Turn signal control | Trunk release | Opening all doors | Closing all doors | GND | PWR +12V | Contr. of factory alarm | Contr.c.lock when ign.is on | Comfort closure |   |   |   |   |   |   |   |   |   |   |   |   |   |   |   |   |   |   |   |   |
| 1               | 2      | 3      | 4      | 5      | 6      | 7                         | 8                       | 1                  | 2                      | 3         | 4          | 5                | 6            | 7                   | 8                     | 9                  | 10                  | 11           | 12             | 13                 | 14       | 15           | 1                | 2                         | 3                   | 4                  | 5                   | 6             | 7                 | 8                 | 9   | 10       | +                       | +                           | +               | + | + | + | + | + | + | + | + | + | + | + | + | + | + | + | + | + | + | + | + |
| Attention:      |        |        |        |        |        |                           |                         |                    |                        |           |            |                  |              |                     |                       |                    |                     |              |                |                    |          |              |                  |                           |                     |                    |                     |               |                   |                   |     |          |                         |                             |                 |   |   |   |   |   |   |   |   |   |   |   |   |   |   |   |   |   |   |   |   |
| Switches        |        |        |        |        |        |                           |                         |                    |                        |           |            |                  |              |                     |                       |                    |                     |              |                |                    |          |              |                  |                           |                     |                    |                     |               |                   |                   |     |          |                         |                             |                 |   |   |   |   |   |   |   |   |   |   |   |   |   |   |   |   |   |   |   |   |

**KIA RIO**      year: 2020 →      without Keyless System      program #: 13277      from: 2020-08-12

| connector 8 pin |        |        |        |        |        |                           |                         | connector 15 pin   |                        |           |            |                  |              |                     |                       |                    |                     |              |                |                    |          |              | connector 10 pin |                           |                     |                    |                     |               |                   |                   |     |          |                         |                             |                 |   |   |   |   |   |   |   |   |   |   |   |   |   |   |   |   |   |   |   |   |
|-----------------|--------|--------|--------|--------|--------|---------------------------|-------------------------|--------------------|------------------------|-----------|------------|------------------|--------------|---------------------|-----------------------|--------------------|---------------------|--------------|----------------|--------------------|----------|--------------|------------------|---------------------------|---------------------|--------------------|---------------------|---------------|-------------------|-------------------|-----|----------|-------------------------|-----------------------------|-----------------|---|---|---|---|---|---|---|---|---|---|---|---|---|---|---|---|---|---|---|---|
| CAN H           | CAN L  | CAN H  | CAN L  | CAN H  | CAN L  | OUT +                     | OUT -                   | OUT                | OUT                    | OUT       | OUT        | OUT              | OUT          | OUT                 | OUT                   | OUT                | OUT                 | OUT          | OUT            | OUT                | OUT      | OUT          | OUT              | OUT                       | OUT                 | IN                 | IN                  | IN            | IN                | IN                | IN  | IN       | IN                      | IN                          | IN              |   |   |   |   |   |   |   |   |   |   |   |   |   |   |   |   |   |   |   |   |
| CAN1-H          | CAN1-L | CAN2-H | CAN2-L | CAN3-H | CAN3-L | Alternative blink control | Alt. contr. centr. lock | Driver door sensor | Passengers door sensor | Trunk lid | Hood sense | Original alarm++ | Arming state | Lock factory remote | Unlock factory remote | Any button pressed | Handbrake / Parking | Speed 10kmph | Engine running | Engine speed (RPM) | Ignition | Key inserted | Footbrake        | Drivers door opening sim. | Turn off the engine | Turn on the engine | Turn signal control | Trunk release | Opening all doors | Closing all doors | GND | PWR +12V | Contr. of factory alarm | Contr.c.lock when ign.is on | Comfort closure |   |   |   |   |   |   |   |   |   |   |   |   |   |   |   |   |   |   |   |   |
| 1               | 2      | 3      | 4      | 5      | 6      | 7                         | 8                       | 1                  | 2                      | 3         | 4          | 5                | 6            | 7                   | 8                     | 9                  | 10                  | 11           | 12             | 13                 | 14       | 15           | 1                | 2                         | 3                   | 4                  | 5                   | 6             | 7                 | 8                 | 9   | 10       | +                       | +                           | +               | + | + | + | + | + | + | + | + | + | + | + | + | + | + | + | + | + | + | + | + |
| Attention:      |        |        |        |        |        |                           |                         |                    |                        |           |            |                  |              |                     |                       |                    |                     |              |                |                    |          |              |                  |                           |                     |                    |                     |               |                   |                   |     |          |                         |                             |                 |   |   |   |   |   |   |   |   |   |   |   |   |   |   |   |   |   |   |   |   |
| Switches        |        |        |        |        |        |                           |                         |                    |                        |           |            |                  |              |                     |                       |                    |                     |              |                |                    |          |              |                  |                           |                     |                    |                     |               |                   |                   |     |          |                         |                             |                 |   |   |   |   |   |   |   |   |   |   |   |   |   |   |   |   |   |   |   |   |

**KIA RIO (Keyless)**      year: 2020 →      with Keyless System      program #: 13321      from: 2023-02-08

| connector 8 pin |        |        |        |        |        |                           |                         | connector 15 pin   |                        |           |            |                  |              |                     |                       |                    |                     |              |                |                    |          |              | connector 10 pin |                           |                     |                    |                     |               |                   |                   |     |          |                         |                             |                 |   |   |   |   |   |   |   |   |   |   |   |   |   |   |   |   |   |   |   |   |
|-----------------|--------|--------|--------|--------|--------|---------------------------|-------------------------|--------------------|------------------------|-----------|------------|------------------|--------------|---------------------|-----------------------|--------------------|---------------------|--------------|----------------|--------------------|----------|--------------|------------------|---------------------------|---------------------|--------------------|---------------------|---------------|-------------------|-------------------|-----|----------|-------------------------|-----------------------------|-----------------|---|---|---|---|---|---|---|---|---|---|---|---|---|---|---|---|---|---|---|---|
| CAN H           | CAN L  | CAN H  | CAN L  | CAN H  | CAN L  | OUT +                     | OUT -                   | OUT                | OUT                    | OUT       | OUT        | OUT              | OUT          | OUT                 | OUT                   | OUT                | OUT                 | OUT          | OUT            | OUT                | OUT      | OUT          | OUT              | OUT                       | OUT                 | IN                 | IN                  | IN            | IN                | IN                | IN  | IN       | IN                      | IN                          | IN              |   |   |   |   |   |   |   |   |   |   |   |   |   |   |   |   |   |   |   |   |
| CAN1-H          | CAN1-L | CAN2-H | CAN2-L | CAN3-H | CAN3-L | Alternative blink control | Alt. contr. centr. lock | Driver door sensor | Passengers door sensor | Trunk lid | Hood sense | Original alarm++ | Arming state | Lock factory remote | Unlock factory remote | Any button pressed | Handbrake / Parking | Speed 10kmph | Engine running | Engine speed (RPM) | Ignition | Key inserted | Footbrake        | Drivers door opening sim. | Turn off the engine | Turn on the engine | Turn signal control | Trunk release | Opening all doors | Closing all doors | GND | PWR +12V | Contr. of factory alarm | Contr.c.lock when ign.is on | Comfort closure |   |   |   |   |   |   |   |   |   |   |   |   |   |   |   |   |   |   |   |   |
| 1               | 2      | 3      | 4      | 5      | 6      | 7                         | 8                       | 1                  | 2                      | 3         | 4          | 5                | 6            | 7                   | 8                     | 9                  | 10                  | 11           | 12             | 13                 | 14       | 15           | 1                | 2                         | 3                   | 4                  | 5                   | 6             | 7                 | 8                 | 9   | 10       | +                       | +                           | +               | + | + | + | + | + | + | + | + | + | + | + | + | + | + | + | + | + | + | + | + |
| Attention:      |        |        |        |        |        |                           |                         |                    |                        |           |            |                  |              |                     |                       |                    |                     |              |                |                    |          |              |                  |                           |                     |                    |                     |               |                   |                   |     |          |                         |                             |                 |   |   |   |   |   |   |   |   |   |   |   |   |   |   |   |   |   |   |   |   |
| Switches        |        |        |        |        |        |                           |                         |                    |                        |           |            |                  |              |                     |                       |                    |                     |              |                |                    |          |              |                  |                           |                     |                    |                     |               |                   |                   |     |          |                         |                             |                 |   |   |   |   |   |   |   |   |   |   |   |   |   |   |   |   |   |   |   |   |





**KIA RIO (Sedan) (RussianMarket)**

year: **2016** →

without Keyless System

program No: **11479**

from: **2017-09-01**

| connector 8 pin |        |        |        |        |        |       |       |
|-----------------|--------|--------|--------|--------|--------|-------|-------|
| CAN H           | CAN L  | CAN H  | CAN L  | CAN H  | CAN L  | OUT + | OUT - |
| CAN1-H          | CAN1-L | CAN2-H | CAN2-L | CAN3-H | CAN3-L | -     | -     |
| 1               | 2      | 3      | 4      | 5      | 6      | 7     | 8     |
| +               | +      | +      | +      |        |        |       |       |

| connector 15 pin   |                        |           |            |                  |              |                     |                       |                    |                     |              |                |                    |          |              |
|--------------------|------------------------|-----------|------------|------------------|--------------|---------------------|-----------------------|--------------------|---------------------|--------------|----------------|--------------------|----------|--------------|
| OUT                | OUT                    | OUT       | OUT        | OUT              | OUT          | OUT                 | OUT                   | OUT                | OUT                 | OUT          | OUT            | OUT                | OUT      | OUT          |
| Driver door sensor | Passengers door sensor | Trunk lid | Hood sense | Original alarm++ | Arming state | Lock factory remote | Unlock factory remote | Any button pressed | Handbrake / Parking | Speed 10kmph | Engine running | Engine speed (RPM) | Ignition | Key inserted |
| 1                  | 2                      | 3         | 4          | 5                | 6            | 7                   | 8                     | 9                  | 10                  | 11           | 12             | 13                 | 14       | 15           |
| +                  | +                      | +         | +          | +                | +            | +                   | +                     | +                  | +                   | +            | +              | +                  | +        | +            |

| connector 10 pin |                           |                     |                    |                     |               |                   |                   |     |          |
|------------------|---------------------------|---------------------|--------------------|---------------------|---------------|-------------------|-------------------|-----|----------|
| OUT              | IN                        | IN                  | IN                 | IN                  | IN            | IN                | IN                | IN  | IN       |
| Footbrake        | Drivers door opening sim. | Turn off the engine | Turn on the engine | Turn signal control | Trunk release | Opening all doors | Closing all doors | GND | PWR +12V |
| 1                | 2                         | 3                   | 4                  | 5                   | 6             | 7                 | 8                 | 9   | 10       |
| +                | +                         | +                   | +                  | +                   | +             | +                 | +                 | +   | +        |

|                              |
|------------------------------|
| Contr. of factory alarm      |
| Contr.c.lock. when ign.is on |
| Comfort closure              |

Attention:

**KIA RIO (Sedan) (RussianMarket)**

year: **2016** →

without Keyless System

program No: **11479**

from: **2017-09-01**

| connector 8 pin |        |        |        |        |        |       |       |
|-----------------|--------|--------|--------|--------|--------|-------|-------|
| CAN H           | CAN L  | CAN H  | CAN L  | CAN H  | CAN L  | OUT + | OUT - |
| CAN1-H          | CAN1-L | CAN2-H | CAN2-L | CAN3-H | CAN3-L | -     | -     |
| 1               | 2      | 3      | 4      | 5      | 6      | 7     | 8     |
| +               | +      | +      | +      |        |        |       |       |

| connector 15 pin   |                        |           |            |                  |              |                     |                       |                    |                     |              |                |                    |          |              |
|--------------------|------------------------|-----------|------------|------------------|--------------|---------------------|-----------------------|--------------------|---------------------|--------------|----------------|--------------------|----------|--------------|
| OUT                | OUT                    | OUT       | OUT        | OUT              | OUT          | OUT                 | OUT                   | OUT                | OUT                 | OUT          | OUT            | OUT                | OUT      | OUT          |
| Driver door sensor | Passengers door sensor | Trunk lid | Hood sense | Original alarm++ | Arming state | Lock factory remote | Unlock factory remote | Any button pressed | Handbrake / Parking | Speed 10kmph | Engine running | Engine speed (RPM) | Ignition | Key inserted |
| 1                  | 2                      | 3         | 4          | 5                | 6            | 7                   | 8                     | 9                  | 10                  | 11           | 12             | 13                 | 14       | 15           |
| +                  | +                      | +         | +          | +                | +            | +                   | +                     | +                  | +                   | +            | +              | +                  | +        | +            |

| connector 10 pin |                           |                     |                    |                     |               |                   |                   |     |          |
|------------------|---------------------------|---------------------|--------------------|---------------------|---------------|-------------------|-------------------|-----|----------|
| OUT              | IN                        | IN                  | IN                 | IN                  | IN            | IN                | IN                | IN  | IN       |
| Footbrake        | Drivers door opening sim. | Turn off the engine | Turn on the engine | Turn signal control | Trunk release | Opening all doors | Closing all doors | GND | PWR +12V |
| 1                | 2                         | 3                   | 4                  | 5                   | 6             | 7                 | 8                 | 9   | 10       |
| +                | +                         | +                   | +                  | +                   | +             | +                 | +                 | +   | +        |

|                              |
|------------------------------|
| Contr. of factory alarm      |
| Contr.c.lock. when ign.is on |
| Comfort closure              |

Attention:

**KIA RIO (Hatchback) (RussianMarket)**

year: **2016** →

without Keyless System

program No: **11479**

from: **2017-09-01**

| connector 8 pin |        |        |        |        |        |       |       |
|-----------------|--------|--------|--------|--------|--------|-------|-------|
| CAN H           | CAN L  | CAN H  | CAN L  | CAN H  | CAN L  | OUT + | OUT - |
| CAN1-H          | CAN1-L | CAN2-H | CAN2-L | CAN3-H | CAN3-L | -     | -     |
| 1               | 2      | 3      | 4      | 5      | 6      | 7     | 8     |
| +               | +      | +      | +      |        |        |       |       |

| connector 15 pin   |                        |           |            |                  |              |                     |                       |                    |                     |              |                |                    |          |              |
|--------------------|------------------------|-----------|------------|------------------|--------------|---------------------|-----------------------|--------------------|---------------------|--------------|----------------|--------------------|----------|--------------|
| OUT                | OUT                    | OUT       | OUT        | OUT              | OUT          | OUT                 | OUT                   | OUT                | OUT                 | OUT          | OUT            | OUT                | OUT      | OUT          |
| Driver door sensor | Passengers door sensor | Trunk lid | Hood sense | Original alarm++ | Arming state | Lock factory remote | Unlock factory remote | Any button pressed | Handbrake / Parking | Speed 10kmph | Engine running | Engine speed (RPM) | Ignition | Key inserted |
| 1                  | 2                      | 3         | 4          | 5                | 6            | 7                   | 8                     | 9                  | 10                  | 11           | 12             | 13                 | 14       | 15           |
| +                  | +                      | +         | +          | +                | +            | +                   | +                     | +                  | +                   | +            | +              | +                  | +        | +            |

| connector 10 pin |                           |                     |                    |                     |               |                   |                   |     |          |
|------------------|---------------------------|---------------------|--------------------|---------------------|---------------|-------------------|-------------------|-----|----------|
| OUT              | IN                        | IN                  | IN                 | IN                  | IN            | IN                | IN                | IN  | IN       |
| Footbrake        | Drivers door opening sim. | Turn off the engine | Turn on the engine | Turn signal control | Trunk release | Opening all doors | Closing all doors | GND | PWR +12V |
| 1                | 2                         | 3                   | 4                  | 5                   | 6             | 7                 | 8                 | 9   | 10       |
| +                | +                         | +                   | +                  | +                   | +             | +                 | +                 | +   | +        |

|                              |
|------------------------------|
| Contr. of factory alarm      |
| Contr.c.lock. when ign.is on |
| Comfort closure              |

Attention:

**KIA RIO (Sedan) (Keyless) (RussianMarket)**

year: **2013** →

with Keyless System

program No: **11416**

from: **2017-09-01**

| connector 8 pin |        |        |        |        |        |       |       |
|-----------------|--------|--------|--------|--------|--------|-------|-------|
| CAN H           | CAN L  | CAN H  | CAN L  | CAN H  | CAN L  | OUT + | OUT - |
| CAN1-H          | CAN1-L | CAN2-H | CAN2-L | CAN3-H | CAN3-L | -     | -     |
| 1               | 2      | 3      | 4      | 5      | 6      | 7     | 8     |
| +               | +      | +      | +      |        |        |       |       |

| connector 15 pin   |                        |           |            |                  |              |                     |                       |                    |                     |              |                |                    |          |              |
|--------------------|------------------------|-----------|------------|------------------|--------------|---------------------|-----------------------|--------------------|---------------------|--------------|----------------|--------------------|----------|--------------|
| OUT                | OUT                    | OUT       | OUT        | OUT              | OUT          | OUT                 | OUT                   | OUT                | OUT                 | OUT          | OUT            | OUT                | OUT      | OUT          |
| Driver door sensor | Passengers door sensor | Trunk lid | Hood sense | Original alarm++ | Arming state | Lock factory remote | Unlock factory remote | Any button pressed | Handbrake / Parking | Speed 10kmph | Engine running | Engine speed (RPM) | Ignition | Key inserted |
| 1                  | 2                      | 3         | 4          | 5                | 6            | 7                   | 8                     | 9                  | 10                  | 11           | 12             | 13                 | 14       | 15           |
| +                  | +                      | +         | +          | +                | +            | +                   | +                     | +                  | +                   | +            | +              | +                  | +        | +            |

| connector 10 pin |                           |                     |                    |                     |               |                   |                   |     |          |
|------------------|---------------------------|---------------------|--------------------|---------------------|---------------|-------------------|-------------------|-----|----------|
| OUT              | IN                        | IN                  | IN                 | IN                  | IN            | IN                | IN                | IN  | IN       |
| Footbrake        | Drivers door opening sim. | Turn off the engine | Turn on the engine | Turn signal control | Trunk release | Opening all doors | Closing all doors | GND | PWR +12V |
| 1                | 2                         | 3                   | 4                  | 5                   | 6             | 7                 | 8                 | 9   | 10       |
| +                | +                         | +                   | +                  | +                   | +             | +                 | +                 | +   | +        |

|                              |
|------------------------------|
| Contr. of factory alarm      |
| Contr.c.lock. when ign.is on |
| Comfort closure              |

Attention:

**KIA RIO (Hatchback) (Keyless) (RussianMarket)**

year: **2013** →

with Keyless System

program No: **11416**

from: **2017-09-01**

| connector 8 pin |        |        |        |        |        |       |       |
|-----------------|--------|--------|--------|--------|--------|-------|-------|
| CAN H           | CAN L  | CAN H  | CAN L  | CAN H  | CAN L  | OUT + | OUT - |
| CAN1-H          | CAN1-L | CAN2-H | CAN2-L | CAN3-H | CAN3-L | -     | -     |
| 1               | 2      | 3      | 4      | 5      | 6      | 7     | 8     |
| +               | +      | +      | +      |        |        |       |       |

| connector 15 pin   |                        |           |            |                  |              |                     |                       |                    |                     |              |                |                    |          |              |
|--------------------|------------------------|-----------|------------|------------------|--------------|---------------------|-----------------------|--------------------|---------------------|--------------|----------------|--------------------|----------|--------------|
| OUT                | OUT                    | OUT       | OUT        | OUT              | OUT          | OUT                 | OUT                   | OUT                | OUT                 | OUT          | OUT            | OUT                | OUT      | OUT          |
| Driver door sensor | Passengers door sensor | Trunk lid | Hood sense | Original alarm++ | Arming state | Lock factory remote | Unlock factory remote | Any button pressed | Handbrake / Parking | Speed 10kmph | Engine running | Engine speed (RPM) | Ignition | Key inserted |
| 1                  | 2                      | 3         | 4          | 5                | 6            | 7                   | 8                     | 9                  | 10                  | 11           | 12             | 13                 | 14       | 15           |
| +                  | +                      | +         | +          | +                | +            | +                   | +                     | +                  | +                   | +            | +              | +                  | +        | +            |

| connector 10 pin |                           |                     |                    |                     |               |                   |                   |     |          |
|------------------|---------------------------|---------------------|--------------------|---------------------|---------------|-------------------|-------------------|-----|----------|
| OUT              | IN                        | IN                  | IN                 | IN                  | IN            | IN                | IN                | IN  | IN       |
| Footbrake        | Drivers door opening sim. | Turn off the engine | Turn on the engine | Turn signal control | Trunk release | Opening all doors | Closing all doors | GND | PWR +12V |
| 1                | 2                         | 3                   | 4                  | 5                   | 6             | 7                 | 8                 | 9   | 10       |
| +                | +                         | +                   | +                  | +                   | +             | +                 | +                 | +   | +        |

|                              |
|------------------------------|
| Contr. of factory alarm      |
| Contr.c.lock. when ign.is on |
| Comfort closure              |

Attention:

Switches



| KIA RIO         |        |        |        |        |        |       |                           |                         |       | year: 2005 →       |                        |           |            |                  |              |                     |                       |                    |                     | program No: 11236 |                |                    |          |              |           |                           |                     |                    |                     | from: 2017-09-01 |                   |                   |     |          |   |   |   |   |
|-----------------|--------|--------|--------|--------|--------|-------|---------------------------|-------------------------|-------|--------------------|------------------------|-----------|------------|------------------|--------------|---------------------|-----------------------|--------------------|---------------------|-------------------|----------------|--------------------|----------|--------------|-----------|---------------------------|---------------------|--------------------|---------------------|------------------|-------------------|-------------------|-----|----------|---|---|---|---|
| connector 8 pin |        |        |        |        |        |       |                           |                         |       | connector 15 pin   |                        |           |            |                  |              |                     |                       |                    |                     | connector 10 pin  |                |                    |          |              |           |                           |                     |                    |                     |                  |                   |                   |     |          |   |   |   |   |
| CAN H           | CAN L  | CAN H  | CAN L  | CAN H  | CAN L  | CAN L | OUT +                     | OUT +                   | OUT + | OUT                | OUT                    | OUT       | OUT        | OUT              | OUT          | OUT                 | OUT                   | OUT                | OUT                 | OUT               | IN             | IN                 | IN       | IN           | IN        | IN                        | IN                  | IN                 | IN                  | OUT              | OUT               | OUT               |     |          |   |   |   |   |
| CAN1-H          | CAN1-L | CAN2-H | CAN2-L | CAN3-H | CAN3-L |       | Alternative blink control | Alt. contr. centr. lock |       | Driver door sensor | Passengers door sensor | Trunk lid | Hood sense | Original alarm++ | Arming state | Lock factory remote | Unlock factory remote | Any button pressed | Handbrake / Parking | Speed 10kmph      | Engine running | Engine speed (RPM) | Ignition | Key inserted | Footbrake | Drivers door opening sim. | Turn off the engine | Turn on the engine | Turn signal control | Trunk release    | Opening all doors | Closing all doors | GND | PWR +12V |   |   |   |   |
| 1               | 2      | 3      | 4      | 5      | 6      | 7     | 8                         |                         |       | 1                  | 2                      | 3         | 4          | 5                | 6            | 7                   | 8                     | 9                  | 10                  | 11                | 12             | 13                 | 14       | 15           | 1         | 2                         | 3                   | 4                  | 5                   | 6                | 7                 | 8                 | 9   | 10       |   |   |   |   |
| +               | +      | +      | +      | +      | +      |       |                           |                         | +     | +                  | +                      | +         | +          | +                | +            | +                   | +                     | +                  | +                   | +                 | +              | +                  | +        | +            | +         | +                         | +                   | +                  | +                   | +                | +                 | +                 | +   | +        | + | + | + | + |

Attention:

Switches

| KIA SORENTO (MQ4) |        |        |        |        |        |       |                           |                         |       | year: 2021 →       |                        |           |            |                  |              |                     |                       |                    |                     | with and without Keyless System |                |                    |          |              |           |                           |                     |                    |                     | program No: 13581 |                   |                   |     |          |   |   |   |   |  | from: 2023-09-07 |  |  |
|-------------------|--------|--------|--------|--------|--------|-------|---------------------------|-------------------------|-------|--------------------|------------------------|-----------|------------|------------------|--------------|---------------------|-----------------------|--------------------|---------------------|---------------------------------|----------------|--------------------|----------|--------------|-----------|---------------------------|---------------------|--------------------|---------------------|-------------------|-------------------|-------------------|-----|----------|---|---|---|---|--|------------------|--|--|
| connector 8 pin   |        |        |        |        |        |       |                           |                         |       | connector 15 pin   |                        |           |            |                  |              |                     |                       |                    |                     | connector 10 pin                |                |                    |          |              |           |                           |                     |                    |                     |                   |                   |                   |     |          |   |   |   |   |  |                  |  |  |
| CAN H             | CAN L  | CAN H  | CAN L  | CAN H  | CAN L  | CAN L | OUT +                     | OUT +                   | OUT + | OUT                | OUT                    | OUT       | OUT        | OUT              | OUT          | OUT                 | OUT                   | OUT                | OUT                 | OUT                             | IN             | IN                 | IN       | IN           | IN        | IN                        | IN                  | IN                 | IN                  | OUT               | OUT               | OUT               |     |          |   |   |   |   |  |                  |  |  |
| CAN1-H            | CAN1-L | CAN2-H | CAN2-L | CAN3-H | CAN3-L |       | Alternative blink control | Alt. contr. centr. lock |       | Driver door sensor | Passengers door sensor | Trunk lid | Hood sense | Original alarm++ | Arming state | Lock factory remote | Unlock factory remote | Any button pressed | Handbrake / Parking | Speed 10kmph                    | Engine running | Engine speed (RPM) | Ignition | Key inserted | Footbrake | Drivers door opening sim. | Turn off the engine | Turn on the engine | Turn signal control | Trunk release     | Opening all doors | Closing all doors | GND | PWR +12V |   |   |   |   |  |                  |  |  |
| 1                 | 2      | 3      | 4      | 5      | 6      | 7     | 8                         |                         |       | 1                  | 2                      | 3         | 4          | 5                | 6            | 7                   | 8                     | 9                  | 10                  | 11                              | 12             | 13                 | 14       | 15           | 1         | 2                         | 3                   | 4                  | 5                   | 6                 | 7                 | 8                 | 9   | 10       |   |   |   |   |  |                  |  |  |
| +                 | +      | +      | +      | +      | +      |       |                           |                         | +     | +                  | +                      | +         | +          | +                | +            | +                   | +                     | +                  | +                   | +                               | +              | +                  | +        | +            | +         | +                         | +                   | +                  | +                   | +                 | +                 | +                 | +   | +        | + | + | + | + |  |                  |  |  |

Attention:

Switches

| KIA SORENTO (MQ4) (Hybrid) (Plug-in) |        |        |        |        |        |       |                           |                         |       | year: 2021 →       |                        |           |            |                  |              |                     |                       |                    |                     | with and without Keyless System |                |                    |          |              |           |                           |                     |                    |                     | program No: 13778 |                   |                   |     |          |   |   |   |   |  | from: 2023-09-07 |  |  |
|--------------------------------------|--------|--------|--------|--------|--------|-------|---------------------------|-------------------------|-------|--------------------|------------------------|-----------|------------|------------------|--------------|---------------------|-----------------------|--------------------|---------------------|---------------------------------|----------------|--------------------|----------|--------------|-----------|---------------------------|---------------------|--------------------|---------------------|-------------------|-------------------|-------------------|-----|----------|---|---|---|---|--|------------------|--|--|
| connector 8 pin                      |        |        |        |        |        |       |                           |                         |       | connector 15 pin   |                        |           |            |                  |              |                     |                       |                    |                     | connector 10 pin                |                |                    |          |              |           |                           |                     |                    |                     |                   |                   |                   |     |          |   |   |   |   |  |                  |  |  |
| CAN H                                | CAN L  | CAN H  | CAN L  | CAN H  | CAN L  | CAN L | OUT +                     | OUT +                   | OUT + | OUT                | OUT                    | OUT       | OUT        | OUT              | OUT          | OUT                 | OUT                   | OUT                | OUT                 | OUT                             | IN             | IN                 | IN       | IN           | IN        | IN                        | IN                  | IN                 | IN                  | OUT               | OUT               | OUT               |     |          |   |   |   |   |  |                  |  |  |
| CAN1-H                               | CAN1-L | CAN2-H | CAN2-L | CAN3-H | CAN3-L |       | Alternative blink control | Alt. contr. centr. lock |       | Driver door sensor | Passengers door sensor | Trunk lid | Hood sense | Original alarm++ | Arming state | Lock factory remote | Unlock factory remote | Any button pressed | Handbrake / Parking | Speed 10kmph                    | Engine running | Engine speed (RPM) | Ignition | Key inserted | Footbrake | Drivers door opening sim. | Turn off the engine | Turn on the engine | Turn signal control | Trunk release     | Opening all doors | Closing all doors | GND | PWR +12V |   |   |   |   |  |                  |  |  |
| 1                                    | 2      | 3      | 4      | 5      | 6      | 7     | 8                         |                         |       | 1                  | 2                      | 3         | 4          | 5                | 6            | 7                   | 8                     | 9                  | 10                  | 11                              | 12             | 13                 | 14       | 15           | 1         | 2                         | 3                   | 4                  | 5                   | 6                 | 7                 | 8                 | 9   | 10       |   |   |   |   |  |                  |  |  |
| +                                    | +      | +      | +      | +      | +      |       |                           |                         | +     | +                  | +                      | +         | +          | +                | +            | +                   | +                     | +                  | +                   | +                               | +              | +                  | +        | +            | +         | +                         | +                   | +                  | +                   | +                 | +                 | +                 | +   | +        | + | + | + | + |  |                  |  |  |

Attention:

Switches

| KIA SORENTO (MQ4) (Hybrid) |        |        |        |        |        |       |                           |                         |       | year: 2021 →       |                        |           |            |                  |              |                     |                       |                    |                     | with and without Keyless System |                |                    |          |              |           |                           |                     |                    |                     | program No: 14247 |                   |                   |     |          |   |   |   |   |   | from: 2023-09-07 |  |  |
|----------------------------|--------|--------|--------|--------|--------|-------|---------------------------|-------------------------|-------|--------------------|------------------------|-----------|------------|------------------|--------------|---------------------|-----------------------|--------------------|---------------------|---------------------------------|----------------|--------------------|----------|--------------|-----------|---------------------------|---------------------|--------------------|---------------------|-------------------|-------------------|-------------------|-----|----------|---|---|---|---|---|------------------|--|--|
| connector 8 pin            |        |        |        |        |        |       |                           |                         |       | connector 15 pin   |                        |           |            |                  |              |                     |                       |                    |                     | connector 10 pin                |                |                    |          |              |           |                           |                     |                    |                     |                   |                   |                   |     |          |   |   |   |   |   |                  |  |  |
| CAN H                      | CAN L  | CAN H  | CAN L  | CAN H  | CAN L  | CAN L | OUT +                     | OUT +                   | OUT + | OUT                | OUT                    | OUT       | OUT        | OUT              | OUT          | OUT                 | OUT                   | OUT                | OUT                 | OUT                             | IN             | IN                 | IN       | IN           | IN        | IN                        | IN                  | IN                 | IN                  | OUT               | OUT               | OUT               |     |          |   |   |   |   |   |                  |  |  |
| CAN1-H                     | CAN1-L | CAN2-H | CAN2-L | CAN3-H | CAN3-L |       | Alternative blink control | Alt. contr. centr. lock |       | Driver door sensor | Passengers door sensor | Trunk lid | Hood sense | Original alarm++ | Arming state | Lock factory remote | Unlock factory remote | Any button pressed | Handbrake / Parking | Speed 10kmph                    | Engine running | Engine speed (RPM) | Ignition | Key inserted | Footbrake | Drivers door opening sim. | Turn off the engine | Turn on the engine | Turn signal control | Trunk release     | Opening all doors | Closing all doors | GND | PWR +12V |   |   |   |   |   |                  |  |  |
| 1                          | 2      | 3      | 4      | 5      | 6      | 7     | 8                         |                         |       | 1                  | 2                      | 3         | 4          | 5                | 6            | 7                   | 8                     | 9                  | 10                  | 11                              | 12             | 13                 | 14       | 15           | 1         | 2                         | 3                   | 4                  | 5                   | 6                 | 7                 | 8                 | 9   | 10       |   |   |   |   |   |                  |  |  |
| +                          | +      | +      | +      | +      | +      |       |                           |                         | +     | +                  | +                      | +         | +          | +                | +            | +                   | +                     | +                  | +                   | +                               | +              | +                  | +        | +            | +         | +                         | +                   | +                  | +                   | +                 | +                 | +                 | +   | +        | + | + | + | + | + |                  |  |  |

Attention:

Switches

| KIA SORENTO (UM) (Keyless) |        |        |        |        |        |       |                           |                         |       | year: 2018 →       |                        |           |            |                  |              |                     |                       |                    |                     | with Keyless System |                |                    |          |              |           |                           |                     |                    |                     | program No: 13268 |                   |                   |     |          |   |   |   |   |   | from: 2022-11-28 |  |  |
|----------------------------|--------|--------|--------|--------|--------|-------|---------------------------|-------------------------|-------|--------------------|------------------------|-----------|------------|------------------|--------------|---------------------|-----------------------|--------------------|---------------------|---------------------|----------------|--------------------|----------|--------------|-----------|---------------------------|---------------------|--------------------|---------------------|-------------------|-------------------|-------------------|-----|----------|---|---|---|---|---|------------------|--|--|
| connector 8 pin            |        |        |        |        |        |       |                           |                         |       | connector 15 pin   |                        |           |            |                  |              |                     |                       |                    |                     | connector 10 pin    |                |                    |          |              |           |                           |                     |                    |                     |                   |                   |                   |     |          |   |   |   |   |   |                  |  |  |
| CAN H                      | CAN L  | CAN H  | CAN L  | CAN H  | CAN L  | CAN L | OUT +                     | OUT +                   | OUT + | OUT                | OUT                    | OUT       | OUT        | OUT              | OUT          | OUT                 | OUT                   | OUT                | OUT                 | OUT                 | IN             | IN                 | IN       | IN           | IN        | IN                        | IN                  | IN                 | IN                  | OUT               | OUT               | OUT               |     |          |   |   |   |   |   |                  |  |  |
| CAN1-H                     | CAN1-L | CAN2-H | CAN2-L | CAN3-H | CAN3-L |       | Alternative blink control | Alt. contr. centr. lock |       | Driver door sensor | Passengers door sensor | Trunk lid | Hood sense | Original alarm++ | Arming state | Lock factory remote | Unlock factory remote | Any button pressed | Handbrake / Parking | Speed 10kmph        | Engine running | Engine speed (RPM) | Ignition | Key inserted | Footbrake | Drivers door opening sim. | Turn off the engine | Turn on the engine | Turn signal control | Trunk release     | Opening all doors | Closing all doors | GND | PWR +12V |   |   |   |   |   |                  |  |  |
| 1                          | 2      | 3      | 4      | 5      | 6      | 7     | 8                         |                         |       | 1                  | 2                      | 3         | 4          | 5                | 6            | 7                   | 8                     | 9                  | 10                  | 11                  | 12             | 13                 | 14       | 15           | 1         | 2                         | 3                   | 4                  | 5                   | 6                 | 7                 | 8                 | 9   | 10       |   |   |   |   |   |                  |  |  |
| +                          | +      | +      | +      | +      | +      |       |                           |                         | +     | +                  | +                      | +         | +          | +                | +            | +                   | +                     | +                  | +                   | +                   | +              | +                  | +        | +            | +         | +                         | +                   | +                  | +                   | +                 | +                 | +                 | +   | +        | + | + | + | + | + |                  |  |  |

Attention:

Switches

| KIA SORENTO (UM) year: 2015 → with and without Keyless System program No: 11621 from: 2021-05-21 |                           |                     |                    |                     |               |                           |                         |                    |                     |                         |                              |                    |          |              |
|--------------------------------------------------------------------------------------------------|---------------------------|---------------------|--------------------|---------------------|---------------|---------------------------|-------------------------|--------------------|---------------------|-------------------------|------------------------------|--------------------|----------|--------------|
| connector 8 pin                                                                                  |                           |                     |                    |                     |               |                           |                         |                    |                     |                         |                              |                    |          |              |
| CAN H                                                                                            | CAN L                     | CAN H               | CAN L              | CAN H               | CAN L         | OUT +                     | OUT -                   |                    |                     |                         |                              |                    |          |              |
| CAN1-H                                                                                           | CAN1-L                    | CAN2-H              | CAN2-L             | CAN3-H              | CAN3-L        | Alternative blink control | Alt. contr. centr. lock |                    |                     |                         |                              |                    |          |              |
| 1                                                                                                | 2                         | 3                   | 4                  | 5                   | 6             | 7                         | 8                       |                    |                     |                         |                              |                    |          |              |
| +                                                                                                | +                         | +                   | +                  | +                   | +             | +                         | +                       |                    |                     |                         |                              |                    |          |              |
| connector 15 pin                                                                                 |                           |                     |                    |                     |               |                           |                         |                    |                     |                         |                              |                    |          |              |
| OUT                                                                                              | OUT                       | OUT                 | OUT                | OUT                 | OUT           | OUT                       | OUT                     | OUT                | OUT                 | OUT                     | OUT                          | OUT                | OUT      | OUT          |
| Driver door sensor                                                                               | Passengers door sensor    | Trunk lid           | Hood sense         | Original alarm++    | Arming state  | Lock factory remote       | Unlock factory remote   | Any button pressed | Handbrake / Parking | Speed 10kmph            | Engine running               | Engine speed (RPM) | Ignition | Key inserted |
| 1                                                                                                | 2                         | 3                   | 4                  | 5                   | 6             | 7                         | 8                       | 9                  | 10                  | 11                      | 12                           | 13                 | 14       | 15           |
| +                                                                                                | +                         | +                   | +                  | +                   | +             | +                         | +                       | +                  | +                   | +                       | +                            | +                  | +        | +            |
| connector 10 pin                                                                                 |                           |                     |                    |                     |               |                           |                         |                    |                     |                         |                              |                    |          |              |
| OUT                                                                                              | IN                        | IN                  | IN                 | IN                  | IN            | IN                        | IN                      | IN                 | IN                  | IN                      | IN                           | IN                 | IN       | IN           |
| Footbrake                                                                                        | Drivers door opening sim. | Turn off the engine | Turn on the engine | Turn signal control | Trunk release | Opening all doors         | Closing all doors       | GND                | PWR +12V            | Contr. of factory alarm | Contr.c.lock. when ign.is on | Comfort closure    |          |              |
| 1                                                                                                | 2                         | 3                   | 4                  | 5                   | 6             | 7                         | 8                       | 9                  | 10                  |                         |                              |                    |          |              |
| +                                                                                                | +                         | +                   | +                  | +                   | +             | +                         | +                       | +                  | +                   |                         |                              |                    |          |              |

Attention:



| KIA SORENTO (XM) (Keyless) year: 2012 → with Keyless System program No: 11411 from: 2017-09-01 |                           |                     |                    |                     |               |                           |                         |                    |                     |                         |                              |                    |          |              |
|------------------------------------------------------------------------------------------------|---------------------------|---------------------|--------------------|---------------------|---------------|---------------------------|-------------------------|--------------------|---------------------|-------------------------|------------------------------|--------------------|----------|--------------|
| connector 8 pin                                                                                |                           |                     |                    |                     |               |                           |                         |                    |                     |                         |                              |                    |          |              |
| CAN H                                                                                          | CAN L                     | CAN H               | CAN L              | CAN H               | CAN L         | OUT +                     | OUT -                   |                    |                     |                         |                              |                    |          |              |
| CAN1-H                                                                                         | CAN1-L                    | CAN2-H              | CAN2-L             | CAN3-H              | CAN3-L        | Alternative blink control | Alt. contr. centr. lock |                    |                     |                         |                              |                    |          |              |
| 1                                                                                              | 2                         | 3                   | 4                  | 5                   | 6             | 7                         | 8                       |                    |                     |                         |                              |                    |          |              |
| +                                                                                              | +                         | +                   | +                  | +                   | +             | +                         | +                       |                    |                     |                         |                              |                    |          |              |
| connector 15 pin                                                                               |                           |                     |                    |                     |               |                           |                         |                    |                     |                         |                              |                    |          |              |
| OUT                                                                                            | OUT                       | OUT                 | OUT                | OUT                 | OUT           | OUT                       | OUT                     | OUT                | OUT                 | OUT                     | OUT                          | OUT                | OUT      | OUT          |
| Driver door sensor                                                                             | Passengers door sensor    | Trunk lid           | Hood sense         | Original alarm++    | Arming state  | Lock factory remote       | Unlock factory remote   | Any button pressed | Handbrake / Parking | Speed 10kmph            | Engine running               | Engine speed (RPM) | Ignition | Key inserted |
| 1                                                                                              | 2                         | 3                   | 4                  | 5                   | 6             | 7                         | 8                       | 9                  | 10                  | 11                      | 12                           | 13                 | 14       | 15           |
| +                                                                                              | +                         | +                   | +                  | +                   | +             | +                         | +                       | +                  | +                   | +                       | +                            | +                  | +        | +            |
| connector 10 pin                                                                               |                           |                     |                    |                     |               |                           |                         |                    |                     |                         |                              |                    |          |              |
| OUT                                                                                            | IN                        | IN                  | IN                 | IN                  | IN            | IN                        | IN                      | IN                 | IN                  | IN                      | IN                           | IN                 | IN       | IN           |
| Footbrake                                                                                      | Drivers door opening sim. | Turn off the engine | Turn on the engine | Turn signal control | Trunk release | Opening all doors         | Closing all doors       | GND                | PWR +12V            | Contr. of factory alarm | Contr.c.lock. when ign.is on | Comfort closure    |          |              |
| 1                                                                                              | 2                         | 3                   | 4                  | 5                   | 6             | 7                         | 8                       | 9                  | 10                  |                         |                              |                    |          |              |
| +                                                                                              | +                         | +                   | +                  | +                   | +             | +                         | +                       | +                  | +                   |                         |                              |                    |          |              |

Attention:



| KIA SORENTO (XM) year: 2012 → without Keyless System program No: 11411 from: 2017-09-01 |                           |                     |                    |                     |               |                           |                         |                    |                     |                         |                              |                    |          |              |
|-----------------------------------------------------------------------------------------|---------------------------|---------------------|--------------------|---------------------|---------------|---------------------------|-------------------------|--------------------|---------------------|-------------------------|------------------------------|--------------------|----------|--------------|
| connector 8 pin                                                                         |                           |                     |                    |                     |               |                           |                         |                    |                     |                         |                              |                    |          |              |
| CAN H                                                                                   | CAN L                     | CAN H               | CAN L              | CAN H               | CAN L         | OUT +                     | OUT -                   |                    |                     |                         |                              |                    |          |              |
| CAN1-H                                                                                  | CAN1-L                    | CAN2-H              | CAN2-L             | CAN3-H              | CAN3-L        | Alternative blink control | Alt. contr. centr. lock |                    |                     |                         |                              |                    |          |              |
| 1                                                                                       | 2                         | 3                   | 4                  | 5                   | 6             | 7                         | 8                       |                    |                     |                         |                              |                    |          |              |
| +                                                                                       | +                         | +                   | +                  | +                   | +             | +                         | +                       |                    |                     |                         |                              |                    |          |              |
| connector 15 pin                                                                        |                           |                     |                    |                     |               |                           |                         |                    |                     |                         |                              |                    |          |              |
| OUT                                                                                     | OUT                       | OUT                 | OUT                | OUT                 | OUT           | OUT                       | OUT                     | OUT                | OUT                 | OUT                     | OUT                          | OUT                | OUT      | OUT          |
| Driver door sensor                                                                      | Passengers door sensor    | Trunk lid           | Hood sense         | Original alarm++    | Arming state  | Lock factory remote       | Unlock factory remote   | Any button pressed | Handbrake / Parking | Speed 10kmph            | Engine running               | Engine speed (RPM) | Ignition | Key inserted |
| 1                                                                                       | 2                         | 3                   | 4                  | 5                   | 6             | 7                         | 8                       | 9                  | 10                  | 11                      | 12                           | 13                 | 14       | 15           |
| +                                                                                       | +                         | +                   | +                  | +                   | +             | +                         | +                       | +                  | +                   | +                       | +                            | +                  | +        | +            |
| connector 10 pin                                                                        |                           |                     |                    |                     |               |                           |                         |                    |                     |                         |                              |                    |          |              |
| OUT                                                                                     | IN                        | IN                  | IN                 | IN                  | IN            | IN                        | IN                      | IN                 | IN                  | IN                      | IN                           | IN                 | IN       | IN           |
| Footbrake                                                                               | Drivers door opening sim. | Turn off the engine | Turn on the engine | Turn signal control | Trunk release | Opening all doors         | Closing all doors       | GND                | PWR +12V            | Contr. of factory alarm | Contr.c.lock. when ign.is on | Comfort closure    |          |              |
| 1                                                                                       | 2                         | 3                   | 4                  | 5                   | 6             | 7                         | 8                       | 9                  | 10                  |                         |                              |                    |          |              |
| +                                                                                       | +                         | +                   | +                  | +                   | +             | +                         | +                       | +                  | +                   |                         |                              |                    |          |              |

Attention:



| KIA SORENTO (XM) year: 2010 → with and without Keyless System program No: 11231 from: 2017-09-01 |                           |                     |                    |                     |               |                           |                         |                    |                     |                         |                              |                    |          |              |
|--------------------------------------------------------------------------------------------------|---------------------------|---------------------|--------------------|---------------------|---------------|---------------------------|-------------------------|--------------------|---------------------|-------------------------|------------------------------|--------------------|----------|--------------|
| connector 8 pin                                                                                  |                           |                     |                    |                     |               |                           |                         |                    |                     |                         |                              |                    |          |              |
| CAN H                                                                                            | CAN L                     | CAN H               | CAN L              | CAN H               | CAN L         | OUT +                     | OUT -                   |                    |                     |                         |                              |                    |          |              |
| CAN1-H                                                                                           | CAN1-L                    | CAN2-H              | CAN2-L             | CAN3-H              | CAN3-L        | Alternative blink control | Alt. contr. centr. lock |                    |                     |                         |                              |                    |          |              |
| 1                                                                                                | 2                         | 3                   | 4                  | 5                   | 6             | 7                         | 8                       |                    |                     |                         |                              |                    |          |              |
| +                                                                                                | +                         | +                   | +                  | +                   | +             | +                         | +                       |                    |                     |                         |                              |                    |          |              |
| connector 15 pin                                                                                 |                           |                     |                    |                     |               |                           |                         |                    |                     |                         |                              |                    |          |              |
| OUT                                                                                              | OUT                       | OUT                 | OUT                | OUT                 | OUT           | OUT                       | OUT                     | OUT                | OUT                 | OUT                     | OUT                          | OUT                | OUT      | OUT          |
| Driver door sensor                                                                               | Passengers door sensor    | Trunk lid           | Hood sense         | Original alarm++    | Arming state  | Lock factory remote       | Unlock factory remote   | Any button pressed | Handbrake / Parking | Speed 10kmph            | Engine running               | Engine speed (RPM) | Ignition | Key inserted |
| 1                                                                                                | 2                         | 3                   | 4                  | 5                   | 6             | 7                         | 8                       | 9                  | 10                  | 11                      | 12                           | 13                 | 14       | 15           |
| +                                                                                                | +                         | +                   | +                  | +                   | +             | +                         | +                       | +                  | +                   | +                       | +                            | +                  | +        | +            |
| connector 10 pin                                                                                 |                           |                     |                    |                     |               |                           |                         |                    |                     |                         |                              |                    |          |              |
| OUT                                                                                              | IN                        | IN                  | IN                 | IN                  | IN            | IN                        | IN                      | IN                 | IN                  | IN                      | IN                           | IN                 | IN       | IN           |
| Footbrake                                                                                        | Drivers door opening sim. | Turn off the engine | Turn on the engine | Turn signal control | Trunk release | Opening all doors         | Closing all doors       | GND                | PWR +12V            | Contr. of factory alarm | Contr.c.lock. when ign.is on | Comfort closure    |          |              |
| 1                                                                                                | 2                         | 3                   | 4                  | 5                   | 6             | 7                         | 8                       | 9                  | 10                  |                         |                              |                    |          |              |
| +                                                                                                | +                         | +                   | +                  | +                   | +             | +                         | +                       | +                  | +                   |                         |                              |                    |          |              |

Attention:



| KIA SORENTO PRIME (UM) year: 2015 → program No: 12285 from: 2018-04-17 |                           |                     |                    |                     |               |                           |                         |                    |                     |                         |                              |                    |          |              |
|------------------------------------------------------------------------|---------------------------|---------------------|--------------------|---------------------|---------------|---------------------------|-------------------------|--------------------|---------------------|-------------------------|------------------------------|--------------------|----------|--------------|
| connector 8 pin                                                        |                           |                     |                    |                     |               |                           |                         |                    |                     |                         |                              |                    |          |              |
| CAN H                                                                  | CAN L                     | CAN H               | CAN L              | CAN H               | CAN L         | OUT +                     | OUT -                   |                    |                     |                         |                              |                    |          |              |
| CAN1-H                                                                 | CAN1-L                    | CAN2-H              | CAN2-L             | CAN3-H              | CAN3-L        | Alternative blink control | Alt. contr. centr. lock |                    |                     |                         |                              |                    |          |              |
| 1                                                                      | 2                         | 3                   | 4                  | 5                   | 6             | 7                         | 8                       |                    |                     |                         |                              |                    |          |              |
| +                                                                      | +                         | +                   | +                  | +                   | +             | +                         | +                       |                    |                     |                         |                              |                    |          |              |
| connector 15 pin                                                       |                           |                     |                    |                     |               |                           |                         |                    |                     |                         |                              |                    |          |              |
| OUT                                                                    | OUT                       | OUT                 | OUT                | OUT                 | OUT           | OUT                       | OUT                     | OUT                | OUT                 | OUT                     | OUT                          | OUT                | OUT      | OUT          |
| Driver door sensor                                                     | Passengers door sensor    | Trunk lid           | Hood sense         | Original alarm++    | Arming state  | Lock factory remote       | Unlock factory remote   | Any button pressed | Handbrake / Parking | Speed 10kmph            | Engine running               | Engine speed (RPM) | Ignition | Key inserted |
| 1                                                                      | 2                         | 3                   | 4                  | 5                   | 6             | 7                         | 8                       | 9                  | 10                  | 11                      | 12                           | 13                 | 14       | 15           |
| +                                                                      | +                         | +                   | +                  | +                   | +             | +                         | +                       | +                  | +                   | +                       | +                            | +                  | +        | +            |
| connector 10 pin                                                       |                           |                     |                    |                     |               |                           |                         |                    |                     |                         |                              |                    |          |              |
| OUT                                                                    | IN                        | IN                  | IN                 | IN                  | IN            | IN                        | IN                      | IN                 | IN                  | IN                      | IN                           | IN                 | IN       | IN           |
| Footbrake                                                              | Drivers door opening sim. | Turn off the engine | Turn on the engine | Turn signal control | Trunk release | Opening all doors         | Closing all doors       | GND                | PWR +12V            | Contr. of factory alarm | Contr.c.lock. when ign.is on | Comfort closure    |          |              |
| 1                                                                      | 2                         | 3                   | 4                  | 5                   | 6             | 7                         | 8                       | 9                  | 10                  |                         |                              |                    |          |              |
| +                                                                      | +                         | +                   | +                  | +                   | +             | +                         | +                       | +                  | +                   |                         |                              |                    |          |              |

Attention:











| KIA SPORTAGE    |        |        |        |        |        |       |       |                           |                         | year: 2011 →       |                        |           |            |                  |              |                     |                       |                    |                     | without Keyless System |                |                    |          |              |           |                           |                     |                    |                     | program №: 11244 |                   |                   |       |          |       |       |       |       |       | from: 2017-09-01 |       |       |       |       |                         |                              |                 |       |       |   |   |   |   |   |   |   |   |   |   |   |   |   |   |   |   |   |   |   |   |   |   |   |   |   |   |   |   |   |   |   |   |   |   |   |
|-----------------|--------|--------|--------|--------|--------|-------|-------|---------------------------|-------------------------|--------------------|------------------------|-----------|------------|------------------|--------------|---------------------|-----------------------|--------------------|---------------------|------------------------|----------------|--------------------|----------|--------------|-----------|---------------------------|---------------------|--------------------|---------------------|------------------|-------------------|-------------------|-------|----------|-------|-------|-------|-------|-------|------------------|-------|-------|-------|-------|-------------------------|------------------------------|-----------------|-------|-------|---|---|---|---|---|---|---|---|---|---|---|---|---|---|---|---|---|---|---|---|---|---|---|---|---|---|---|---|---|---|---|---|---|---|---|
| connector 8 pin |        |        |        |        |        |       |       |                           |                         | connector 15 pin   |                        |           |            |                  |              |                     |                       |                    |                     | connector 10 pin       |                |                    |          |              |           |                           |                     |                    |                     |                  |                   |                   |       |          |       |       |       |       |       |                  |       |       |       |       |                         |                              |                 |       |       |   |   |   |   |   |   |   |   |   |   |   |   |   |   |   |   |   |   |   |   |   |   |   |   |   |   |   |   |   |   |   |   |   |   |   |
| CAN H           | CAN L  | CAN H  | CAN L  | CAN H  | CAN L  | CAN H | CAN L | OUT +                     | OUT -                   | OUT -              | OUT -                  | OUT -     | OUT -      | OUT -            | OUT -        | OUT -               | OUT -                 | OUT -              | OUT -               | OUT +                  | IN             | IN                 | IN       | IN           | IN        | IN                        | IN                  | IN                 | IN                  | OUT +            | OUT +             | OUT +             | OUT + | OUT +    | OUT + | OUT + | OUT + | OUT + | OUT + | OUT +            | OUT + | OUT + | OUT + | OUT + | OUT +                   | OUT +                        | OUT +           | OUT + | OUT + |   |   |   |   |   |   |   |   |   |   |   |   |   |   |   |   |   |   |   |   |   |   |   |   |   |   |   |   |   |   |   |   |   |   |   |
| CAN1-H          | CAN1-L | CAN2-H | CAN2-L | CAN3-H | CAN3-L |       |       | Alternative blink control | Alt. contr. centr. lock | Driver door sensor | Passengers door sensor | Trunk lid | Hood sense | Original alarm++ | Arming state | Lock factory remote | Unlock factory remote | Any button pressed | Handbrake / Parking | Speed 10kmph           | Engine running | Engine speed (RPM) | Ignition | Key inserted | Footbrake | Drivers door opening sim. | Turn off the engine | Turn on the engine | Turn signal control | Trunk release    | Opening all doors | Closing all doors | GND   | PWR +12V |       |       |       |       |       |                  |       |       |       |       | Contr. of factory alarm | Contr.c.lock. when ign.is on | Comfort closure |       |       |   |   |   |   |   |   |   |   |   |   |   |   |   |   |   |   |   |   |   |   |   |   |   |   |   |   |   |   |   |   |   |   |   |   |   |
| 1               | 2      | 3      | 4      | 5      | 6      |       |       | 7                         | 8                       | 1                  | 2                      | 3         | 4          | 5                | 6            | 7                   | 8                     | 9                  | 10                  | 11                     | 12             | 13                 | 14       | 15           | 1         | 2                         | 3                   | 4                  | 5                   | 6                | 7                 | 8                 | 9     | 10       |       |       |       |       |       |                  |       |       |       |       | +                       | +                            | +               | +     | +     | + | + | + | + | + | + | + | + | + | + | + | + | + | + | + | + | + | + | + | + | + | + | + | + | + | + | + | + | + | + | + | + | + | + | + |

Attention:

| KIA SPORTAGE    |        |        |        |        |        |       |       |                           |                         | year: 2008 →       |                        |           |            |                  |              |                     |                       |                    |                     | program №: 11236 |                |                    |          |              |           |                           |                     |                    |                     | from: 2017-09-01 |                   |                   |       |          |       |       |       |       |       |       |       |       |       |       |                         |                              |                 |       |       |   |   |   |   |   |   |   |   |   |   |   |   |   |   |   |   |   |   |   |   |   |   |   |   |   |   |   |   |   |   |   |   |   |   |   |
|-----------------|--------|--------|--------|--------|--------|-------|-------|---------------------------|-------------------------|--------------------|------------------------|-----------|------------|------------------|--------------|---------------------|-----------------------|--------------------|---------------------|------------------|----------------|--------------------|----------|--------------|-----------|---------------------------|---------------------|--------------------|---------------------|------------------|-------------------|-------------------|-------|----------|-------|-------|-------|-------|-------|-------|-------|-------|-------|-------|-------------------------|------------------------------|-----------------|-------|-------|---|---|---|---|---|---|---|---|---|---|---|---|---|---|---|---|---|---|---|---|---|---|---|---|---|---|---|---|---|---|---|---|---|---|---|
| connector 8 pin |        |        |        |        |        |       |       |                           |                         | connector 15 pin   |                        |           |            |                  |              |                     |                       |                    |                     | connector 10 pin |                |                    |          |              |           |                           |                     |                    |                     |                  |                   |                   |       |          |       |       |       |       |       |       |       |       |       |       |                         |                              |                 |       |       |   |   |   |   |   |   |   |   |   |   |   |   |   |   |   |   |   |   |   |   |   |   |   |   |   |   |   |   |   |   |   |   |   |   |   |
| CAN H           | CAN L  | CAN H  | CAN L  | CAN H  | CAN L  | CAN H | CAN L | OUT +                     | OUT -                   | OUT -              | OUT -                  | OUT -     | OUT -      | OUT -            | OUT -        | OUT -               | OUT -                 | OUT -              | OUT -               | OUT +            | IN             | IN                 | IN       | IN           | IN        | IN                        | IN                  | IN                 | IN                  | OUT +            | OUT +             | OUT +             | OUT + | OUT +    | OUT + | OUT + | OUT + | OUT + | OUT + | OUT + | OUT + | OUT + | OUT + | OUT + | OUT +                   | OUT +                        | OUT +           | OUT + | OUT + |   |   |   |   |   |   |   |   |   |   |   |   |   |   |   |   |   |   |   |   |   |   |   |   |   |   |   |   |   |   |   |   |   |   |   |
| CAN1-H          | CAN1-L | CAN2-H | CAN2-L | CAN3-H | CAN3-L |       |       | Alternative blink control | Alt. contr. centr. lock | Driver door sensor | Passengers door sensor | Trunk lid | Hood sense | Original alarm++ | Arming state | Lock factory remote | Unlock factory remote | Any button pressed | Handbrake / Parking | Speed 10kmph     | Engine running | Engine speed (RPM) | Ignition | Key inserted | Footbrake | Drivers door opening sim. | Turn off the engine | Turn on the engine | Turn signal control | Trunk release    | Opening all doors | Closing all doors | GND   | PWR +12V |       |       |       |       |       |       |       |       |       |       | Contr. of factory alarm | Contr.c.lock. when ign.is on | Comfort closure |       |       |   |   |   |   |   |   |   |   |   |   |   |   |   |   |   |   |   |   |   |   |   |   |   |   |   |   |   |   |   |   |   |   |   |   |   |
| 1               | 2      | 3      | 4      | 5      | 6      |       |       | 7                         | 8                       | 1                  | 2                      | 3         | 4          | 5                | 6            | 7                   | 8                     | 9                  | 10                  | 11               | 12             | 13                 | 14       | 15           | 1         | 2                         | 3                   | 4                  | 5                   | 6                | 7                 | 8                 | 9     | 10       |       |       |       |       |       |       |       |       |       |       | +                       | +                            | +               | +     | +     | + | + | + | + | + | + | + | + | + | + | + | + | + | + | + | + | + | + | + | + | + | + | + | + | + | + | + | + | + | + | + | + | + | + | + |

Attention:

| KIA STINGER     |        |        |        |        |        |       |       |                           |                         | year: 2021 →       |                        |           |            |                  |              |                     |                       |                    |                     | with and without Keyless System |                |                    |          |              |           |                           |                     |                    |                     | program №: 13565 |                   |                   |       |          |       |       |       |       |       | from: 2021-03-02 |       |       |       |       |                         |                              |                 |       |       |   |   |   |   |   |   |   |   |   |   |   |   |   |   |   |   |   |   |   |   |   |   |   |   |   |   |   |   |   |   |   |   |   |   |   |
|-----------------|--------|--------|--------|--------|--------|-------|-------|---------------------------|-------------------------|--------------------|------------------------|-----------|------------|------------------|--------------|---------------------|-----------------------|--------------------|---------------------|---------------------------------|----------------|--------------------|----------|--------------|-----------|---------------------------|---------------------|--------------------|---------------------|------------------|-------------------|-------------------|-------|----------|-------|-------|-------|-------|-------|------------------|-------|-------|-------|-------|-------------------------|------------------------------|-----------------|-------|-------|---|---|---|---|---|---|---|---|---|---|---|---|---|---|---|---|---|---|---|---|---|---|---|---|---|---|---|---|---|---|---|---|---|---|---|
| connector 8 pin |        |        |        |        |        |       |       |                           |                         | connector 15 pin   |                        |           |            |                  |              |                     |                       |                    |                     | connector 10 pin                |                |                    |          |              |           |                           |                     |                    |                     |                  |                   |                   |       |          |       |       |       |       |       |                  |       |       |       |       |                         |                              |                 |       |       |   |   |   |   |   |   |   |   |   |   |   |   |   |   |   |   |   |   |   |   |   |   |   |   |   |   |   |   |   |   |   |   |   |   |   |
| CAN H           | CAN L  | CAN H  | CAN L  | CAN H  | CAN L  | CAN H | CAN L | OUT +                     | OUT -                   | OUT -              | OUT -                  | OUT -     | OUT -      | OUT -            | OUT -        | OUT -               | OUT -                 | OUT -              | OUT -               | OUT +                           | IN             | IN                 | IN       | IN           | IN        | IN                        | IN                  | IN                 | IN                  | OUT +            | OUT +             | OUT +             | OUT + | OUT +    | OUT + | OUT + | OUT + | OUT + | OUT + | OUT +            | OUT + | OUT + | OUT + | OUT + | OUT +                   | OUT +                        | OUT +           | OUT + | OUT + |   |   |   |   |   |   |   |   |   |   |   |   |   |   |   |   |   |   |   |   |   |   |   |   |   |   |   |   |   |   |   |   |   |   |   |
| CAN1-H          | CAN1-L | CAN2-H | CAN2-L | CAN3-H | CAN3-L |       |       | Alternative blink control | Alt. contr. centr. lock | Driver door sensor | Passengers door sensor | Trunk lid | Hood sense | Original alarm++ | Arming state | Lock factory remote | Unlock factory remote | Any button pressed | Handbrake / Parking | Speed 10kmph                    | Engine running | Engine speed (RPM) | Ignition | Key inserted | Footbrake | Drivers door opening sim. | Turn off the engine | Turn on the engine | Turn signal control | Trunk release    | Opening all doors | Closing all doors | GND   | PWR +12V |       |       |       |       |       |                  |       |       |       |       | Contr. of factory alarm | Contr.c.lock. when ign.is on | Comfort closure |       |       |   |   |   |   |   |   |   |   |   |   |   |   |   |   |   |   |   |   |   |   |   |   |   |   |   |   |   |   |   |   |   |   |   |   |   |
| 1               | 2      | 3      | 4      | 5      | 6      |       |       | 7                         | 8                       | 1                  | 2                      | 3         | 4          | 5                | 6            | 7                   | 8                     | 9                  | 10                  | 11                              | 12             | 13                 | 14       | 15           | 1         | 2                         | 3                   | 4                  | 5                   | 6                | 7                 | 8                 | 9     | 10       |       |       |       |       |       |                  |       |       |       |       | +                       | +                            | +               | +     | +     | + | + | + | + | + | + | + | + | + | + | + | + | + | + | + | + | + | + | + | + | + | + | + | + | + | + | + | + | + | + | + | + | + | + | + |

Attention:

| KIA STINGER     |        |        |        |        |        |       |       |                           |                         | year: 2018 →       |                        |           |            |                  |              |                     |                       |                    |                     | with and without Keyless System |                |                    |          |              |           |                           |                     |                    |                     | program №: 12434 |                   |                   |       |          |       |       |       |       |       | from: 2020-08-12 |       |       |       |       |                         |                              |                 |       |       |   |   |   |   |   |   |   |   |   |   |   |   |   |   |   |   |   |   |   |   |   |   |   |   |   |   |   |   |   |   |   |   |   |   |   |
|-----------------|--------|--------|--------|--------|--------|-------|-------|---------------------------|-------------------------|--------------------|------------------------|-----------|------------|------------------|--------------|---------------------|-----------------------|--------------------|---------------------|---------------------------------|----------------|--------------------|----------|--------------|-----------|---------------------------|---------------------|--------------------|---------------------|------------------|-------------------|-------------------|-------|----------|-------|-------|-------|-------|-------|------------------|-------|-------|-------|-------|-------------------------|------------------------------|-----------------|-------|-------|---|---|---|---|---|---|---|---|---|---|---|---|---|---|---|---|---|---|---|---|---|---|---|---|---|---|---|---|---|---|---|---|---|---|---|
| connector 8 pin |        |        |        |        |        |       |       |                           |                         | connector 15 pin   |                        |           |            |                  |              |                     |                       |                    |                     | connector 10 pin                |                |                    |          |              |           |                           |                     |                    |                     |                  |                   |                   |       |          |       |       |       |       |       |                  |       |       |       |       |                         |                              |                 |       |       |   |   |   |   |   |   |   |   |   |   |   |   |   |   |   |   |   |   |   |   |   |   |   |   |   |   |   |   |   |   |   |   |   |   |   |
| CAN H           | CAN L  | CAN H  | CAN L  | CAN H  | CAN L  | CAN H | CAN L | OUT +                     | OUT -                   | OUT -              | OUT -                  | OUT -     | OUT -      | OUT -            | OUT -        | OUT -               | OUT -                 | OUT -              | OUT -               | OUT +                           | IN             | IN                 | IN       | IN           | IN        | IN                        | IN                  | IN                 | IN                  | OUT +            | OUT +             | OUT +             | OUT + | OUT +    | OUT + | OUT + | OUT + | OUT + | OUT + | OUT +            | OUT + | OUT + | OUT + | OUT + | OUT +                   | OUT +                        | OUT +           | OUT + | OUT + |   |   |   |   |   |   |   |   |   |   |   |   |   |   |   |   |   |   |   |   |   |   |   |   |   |   |   |   |   |   |   |   |   |   |   |
| CAN1-H          | CAN1-L | CAN2-H | CAN2-L | CAN3-H | CAN3-L |       |       | Alternative blink control | Alt. contr. centr. lock | Driver door sensor | Passengers door sensor | Trunk lid | Hood sense | Original alarm++ | Arming state | Lock factory remote | Unlock factory remote | Any button pressed | Handbrake / Parking | Speed 10kmph                    | Engine running | Engine speed (RPM) | Ignition | Key inserted | Footbrake | Drivers door opening sim. | Turn off the engine | Turn on the engine | Turn signal control | Trunk release    | Opening all doors | Closing all doors | GND   | PWR +12V |       |       |       |       |       |                  |       |       |       |       | Contr. of factory alarm | Contr.c.lock. when ign.is on | Comfort closure |       |       |   |   |   |   |   |   |   |   |   |   |   |   |   |   |   |   |   |   |   |   |   |   |   |   |   |   |   |   |   |   |   |   |   |   |   |
| 1               | 2      | 3      | 4      | 5      | 6      |       |       | 7                         | 8                       | 1                  | 2                      | 3         | 4          | 5                | 6            | 7                   | 8                     | 9                  | 10                  | 11                              | 12             | 13                 | 14       | 15           | 1         | 2                         | 3                   | 4                  | 5                   | 6                | 7                 | 8                 | 9     | 10       |       |       |       |       |       |                  |       |       |       |       | +                       | +                            | +               | +     | +     | + | + | + | + | + | + | + | + | + | + | + | + | + | + | + | + | + | + | + | + | + | + | + | + | + | + | + | + | + | + | + | + | + | + | + |

Attention:

| KIA STONIC (Keyless) |        |        |        |        |        |       |       |                           |                         | year: 2021 →       |                        |           |            |                  |              |                     |                       |                    |                     | with Keyless System |                |                    |          |              |           |                           |                     |                    |                     | program №: 13567 |                   |                   |       |          |       |       |       |       |       | from: 2023-02-08 |       |       |       |       |                         |                              |                 |       |       |   |   |   |   |   |   |   |   |   |   |   |   |   |   |   |   |   |   |   |   |   |   |   |   |   |   |   |   |   |   |   |   |   |   |   |
|----------------------|--------|--------|--------|--------|--------|-------|-------|---------------------------|-------------------------|--------------------|------------------------|-----------|------------|------------------|--------------|---------------------|-----------------------|--------------------|---------------------|---------------------|----------------|--------------------|----------|--------------|-----------|---------------------------|---------------------|--------------------|---------------------|------------------|-------------------|-------------------|-------|----------|-------|-------|-------|-------|-------|------------------|-------|-------|-------|-------|-------------------------|------------------------------|-----------------|-------|-------|---|---|---|---|---|---|---|---|---|---|---|---|---|---|---|---|---|---|---|---|---|---|---|---|---|---|---|---|---|---|---|---|---|---|---|
| connector 8 pin      |        |        |        |        |        |       |       |                           |                         | connector 15 pin   |                        |           |            |                  |              |                     |                       |                    |                     | connector 10 pin    |                |                    |          |              |           |                           |                     |                    |                     |                  |                   |                   |       |          |       |       |       |       |       |                  |       |       |       |       |                         |                              |                 |       |       |   |   |   |   |   |   |   |   |   |   |   |   |   |   |   |   |   |   |   |   |   |   |   |   |   |   |   |   |   |   |   |   |   |   |   |
| CAN H                | CAN L  | CAN H  | CAN L  | CAN H  | CAN L  | CAN H | CAN L | OUT +                     | OUT -                   | OUT -              | OUT -                  | OUT -     | OUT -      | OUT -            | OUT -        | OUT -               | OUT -                 | OUT -              | OUT -               | OUT +               | IN             | IN                 | IN       | IN           | IN        | IN                        | IN                  | IN                 | IN                  | OUT +            | OUT +             | OUT +             | OUT + | OUT +    | OUT + | OUT + | OUT + | OUT + | OUT + | OUT +            | OUT + | OUT + | OUT + | OUT + | OUT +                   | OUT +                        | OUT +           | OUT + | OUT + |   |   |   |   |   |   |   |   |   |   |   |   |   |   |   |   |   |   |   |   |   |   |   |   |   |   |   |   |   |   |   |   |   |   |   |
| CAN1-H               | CAN1-L | CAN2-H | CAN2-L | CAN3-H | CAN3-L |       |       | Alternative blink control | Alt. contr. centr. lock | Driver door sensor | Passengers door sensor | Trunk lid | Hood sense | Original alarm++ | Arming state | Lock factory remote | Unlock factory remote | Any button pressed | Handbrake / Parking | Speed 10kmph        | Engine running | Engine speed (RPM) | Ignition | Key inserted | Footbrake | Drivers door opening sim. | Turn off the engine | Turn on the engine | Turn signal control | Trunk release    | Opening all doors | Closing all doors | GND   | PWR +12V |       |       |       |       |       |                  |       |       |       |       | Contr. of factory alarm | Contr.c.lock. when ign.is on | Comfort closure |       |       |   |   |   |   |   |   |   |   |   |   |   |   |   |   |   |   |   |   |   |   |   |   |   |   |   |   |   |   |   |   |   |   |   |   |   |
| 1                    | 2      | 3      | 4      | 5      | 6      |       |       | 7                         | 8                       | 1                  | 2                      | 3         | 4          | 5                | 6            | 7                   | 8                     | 9                  | 10                  | 11                  | 12             | 13                 | 14       | 15           | 1         | 2                         | 3                   | 4                  | 5                   | 6                | 7                 | 8                 | 9     | 10       |       |       |       |       |       |                  |       |       |       |       | +                       | +                            | +               | +     | +     | + | + | + | + | + | + | + | + | + | + | + | + | + | + | + | + | + | + | + | + | + | + | + | + | + | + | + | + | + | + | + | + | + | + | + |

Attention:



| KIA XCEED       |        |        |        |        |        |                           |                         | year: 2020 →       | with and without Keyless System |           |            |                  |              |                     |                       | program No: 13257  | from: 2022-11-02    |              |                |                    |          |              |           |                           |                     |                    |                     |               |                   |                   |     |          |                         |                              |                 |
|-----------------|--------|--------|--------|--------|--------|---------------------------|-------------------------|--------------------|---------------------------------|-----------|------------|------------------|--------------|---------------------|-----------------------|--------------------|---------------------|--------------|----------------|--------------------|----------|--------------|-----------|---------------------------|---------------------|--------------------|---------------------|---------------|-------------------|-------------------|-----|----------|-------------------------|------------------------------|-----------------|
| connector 8 pin |        |        |        |        |        |                           |                         | connector 15 pin   |                                 |           |            |                  |              |                     | connector 10 pin      |                    |                     |              |                |                    |          |              |           |                           |                     |                    |                     |               |                   |                   |     |          |                         |                              |                 |
| CAN H           | CAN L  | CAN H  | CAN L  | CAN H  | CAN L  | OUT +                     | OUT -                   | OUT                | OUT                             | OUT       | OUT        | OUT              | OUT          | OUT                 | OUT                   | OUT                | OUT                 | IN           | IN             | IN                 | IN       | IN           | IN        | IN                        | IN                  | IN                 | IN                  | IN            | IN                |                   |     |          |                         |                              |                 |
| CAN1-H          | CAN1-L | CAN2-H | CAN2-L | CAN3-H | CAN3-L | Alternative blink control | Alt. contr. centr. lock | Driver door sensor | Passengers door sensor          | Trunk lid | Hood sense | Original alarm++ | Arming state | Lock factory remote | Unlock factory remote | Any button pressed | Handbrake / Parking | Speed 10kmph | Engine running | Engine speed (RPM) | Ignition | Key inserted | Footbrake | Drivers door opening sim. | Turn off the engine | Turn on the engine | Turn signal control | Trunk release | Opening all doors | Closing all doors | GND | PWR +12V | Contr. of factory alarm | Contr.c.lock. when ign.is on | Comfort closure |
| 1               | 2      | 3      | 4      | 5      | 6      | 7                         | 8                       | 1                  | 2                               | 3         | 4          | 5                | 6            | 7                   | 8                     | 9                  | 10                  | 11           | 12             | 13                 | 14       | 15           | 1         | 2                         | 3                   | 4                  | 5                   | 6             | 7                 | 8                 | 9   | 10       |                         |                              |                 |
| +               | +      | +      | +      | +      | +      | +                         | +                       | +                  | +                               | +         | +          | +                | +            | +                   | +                     | +                  | +                   | +            | +              | +                  | +        | +            | +         | +                         | +                   | +                  | +                   | +             | +                 | +                 | +   | +        | +                       | +                            | +               |

Attention:

Switches

| KIA XCEED (CD) (Hybrid) (Plug-in) |        |        |        |        |        |                           |                         | year: 2020 →       | with and without Keyless System |           |            |                  |              |                     |                       | program No: 13286  | from: 2023-02-08    |              |                |                    |          |              |           |                           |                     |                    |                     |               |                   |                   |     |          |                         |                              |                 |   |
|-----------------------------------|--------|--------|--------|--------|--------|---------------------------|-------------------------|--------------------|---------------------------------|-----------|------------|------------------|--------------|---------------------|-----------------------|--------------------|---------------------|--------------|----------------|--------------------|----------|--------------|-----------|---------------------------|---------------------|--------------------|---------------------|---------------|-------------------|-------------------|-----|----------|-------------------------|------------------------------|-----------------|---|
| connector 8 pin                   |        |        |        |        |        |                           |                         | connector 15 pin   |                                 |           |            |                  |              |                     | connector 10 pin      |                    |                     |              |                |                    |          |              |           |                           |                     |                    |                     |               |                   |                   |     |          |                         |                              |                 |   |
| CAN H                             | CAN L  | CAN H  | CAN L  | CAN H  | CAN L  | OUT +                     | OUT -                   | OUT                | OUT                             | OUT       | OUT        | OUT              | OUT          | OUT                 | OUT                   | OUT                | OUT                 | IN           | IN             | IN                 | IN       | IN           | IN        | IN                        | IN                  | IN                 | IN                  | IN            | IN                | IN                | IN  | IN       | IN                      | IN                           | IN              |   |
| CAN1-H                            | CAN1-L | CAN2-H | CAN2-L | CAN3-H | CAN3-L | Alternative blink control | Alt. contr. centr. lock | Driver door sensor | Passengers door sensor          | Trunk lid | Hood sense | Original alarm++ | Arming state | Lock factory remote | Unlock factory remote | Any button pressed | Handbrake / Parking | Speed 10kmph | Engine running | Engine speed (RPM) | Ignition | Key inserted | Footbrake | Drivers door opening sim. | Turn off the engine | Turn on the engine | Turn signal control | Trunk release | Opening all doors | Closing all doors | GND | PWR +12V | Contr. of factory alarm | Contr.c.lock. when ign.is on | Comfort closure |   |
| 1                                 | 2      | 3      | 4      | 5      | 6      | 7                         | 8                       | 1                  | 2                               | 3         | 4          | 5                | 6            | 7                   | 8                     | 9                  | 10                  | 11           | 12             | 13                 | 14       | 15           | 1         | 2                         | 3                   | 4                  | 5                   | 6             | 7                 | 8                 | 9   | 10       |                         |                              |                 |   |
| +                                 | +      | +      | +      | +      | +      | +                         | +                       | +                  | +                               | +         | +          | +                | +            | +                   | +                     | +                  | +                   | +            | +              | +                  | +        | +            | +         | +                         | +                   | +                  | +                   | +             | +                 | +                 | +   | +        | +                       | +                            | +               | + |

Attention:

Switches

| LADA GRANTA     |        |        |        |        |        |                           |                         | year: 2019 →       | with and without Keyless System |           |            |                  |              |                     |                       | program No: 13231  | from: 2020-06-18    |              |                |                    |          |              |           |                           |                     |                    |                     |               |                   |                   |     |          |                         |                              |                 |   |
|-----------------|--------|--------|--------|--------|--------|---------------------------|-------------------------|--------------------|---------------------------------|-----------|------------|------------------|--------------|---------------------|-----------------------|--------------------|---------------------|--------------|----------------|--------------------|----------|--------------|-----------|---------------------------|---------------------|--------------------|---------------------|---------------|-------------------|-------------------|-----|----------|-------------------------|------------------------------|-----------------|---|
| connector 8 pin |        |        |        |        |        |                           |                         | connector 15 pin   |                                 |           |            |                  |              |                     | connector 10 pin      |                    |                     |              |                |                    |          |              |           |                           |                     |                    |                     |               |                   |                   |     |          |                         |                              |                 |   |
| CAN H           | CAN L  | CAN H  | CAN L  | CAN H  | CAN L  | OUT +                     | OUT -                   | OUT                | OUT                             | OUT       | OUT        | OUT              | OUT          | OUT                 | OUT                   | OUT                | OUT                 | IN           | IN             | IN                 | IN       | IN           | IN        | IN                        | IN                  | IN                 | IN                  | IN            | IN                | IN                | IN  | IN       | IN                      | IN                           | IN              |   |
| CAN1-H          | CAN1-L | CAN2-H | CAN2-L | CAN3-H | CAN3-L | Alternative blink control | Alt. contr. centr. lock | Driver door sensor | Passengers door sensor          | Trunk lid | Hood sense | Original alarm++ | Arming state | Lock factory remote | Unlock factory remote | Any button pressed | Handbrake / Parking | Speed 10kmph | Engine running | Engine speed (RPM) | Ignition | Key inserted | Footbrake | Drivers door opening sim. | Turn off the engine | Turn on the engine | Turn signal control | Trunk release | Opening all doors | Closing all doors | GND | PWR +12V | Contr. of factory alarm | Contr.c.lock. when ign.is on | Comfort closure |   |
| 1               | 2      | 3      | 4      | 5      | 6      | 7                         | 8                       | 1                  | 2                               | 3         | 4          | 5                | 6            | 7                   | 8                     | 9                  | 10                  | 11           | 12             | 13                 | 14       | 15           | 1         | 2                         | 3                   | 4                  | 5                   | 6             | 7                 | 8                 | 9   | 10       |                         |                              |                 |   |
| +               | +      | +      | +      | +      | +      | +                         | +                       | +                  | +                               | +         | +          | +                | +            | +                   | +                     | +                  | +                   | +            | +              | +                  | +        | +            | +         | +                         | +                   | +                  | +                   | +             | +                 | +                 | +   | +        | +                       | +                            | +               | + |

Attention:

Switches

| LADA GRANTA     |        |        |        |        |        |                           |                         | year: 2012 →       | with and without Keyless System |           |            |                  |              |                     |                       | program No: 11461  | from: 2017-09-01    |              |                |                    |          |              |           |                           |                     |                    |                     |               |                   |                   |     |          |                         |                              |                 |   |
|-----------------|--------|--------|--------|--------|--------|---------------------------|-------------------------|--------------------|---------------------------------|-----------|------------|------------------|--------------|---------------------|-----------------------|--------------------|---------------------|--------------|----------------|--------------------|----------|--------------|-----------|---------------------------|---------------------|--------------------|---------------------|---------------|-------------------|-------------------|-----|----------|-------------------------|------------------------------|-----------------|---|
| connector 8 pin |        |        |        |        |        |                           |                         | connector 15 pin   |                                 |           |            |                  |              |                     | connector 10 pin      |                    |                     |              |                |                    |          |              |           |                           |                     |                    |                     |               |                   |                   |     |          |                         |                              |                 |   |
| CAN H           | CAN L  | CAN H  | CAN L  | CAN H  | CAN L  | OUT +                     | OUT -                   | OUT                | OUT                             | OUT       | OUT        | OUT              | OUT          | OUT                 | OUT                   | OUT                | OUT                 | IN           | IN             | IN                 | IN       | IN           | IN        | IN                        | IN                  | IN                 | IN                  | IN            | IN                | IN                | IN  | IN       | IN                      | IN                           | IN              |   |
| CAN1-H          | CAN1-L | CAN2-H | CAN2-L | CAN3-H | CAN3-L | Alternative blink control | Alt. contr. centr. lock | Driver door sensor | Passengers door sensor          | Trunk lid | Hood sense | Original alarm++ | Arming state | Lock factory remote | Unlock factory remote | Any button pressed | Handbrake / Parking | Speed 10kmph | Engine running | Engine speed (RPM) | Ignition | Key inserted | Footbrake | Drivers door opening sim. | Turn off the engine | Turn on the engine | Turn signal control | Trunk release | Opening all doors | Closing all doors | GND | PWR +12V | Contr. of factory alarm | Contr.c.lock. when ign.is on | Comfort closure |   |
| 1               | 2      | 3      | 4      | 5      | 6      | 7                         | 8                       | 1                  | 2                               | 3         | 4          | 5                | 6            | 7                   | 8                     | 9                  | 10                  | 11           | 12             | 13                 | 14       | 15           | 1         | 2                         | 3                   | 4                  | 5                   | 6             | 7                 | 8                 | 9   | 10       |                         |                              |                 |   |
| +               | +      | +      | +      | +      | +      | +                         | +                       | +                  | +                               | +         | +          | +                | +            | +                   | +                     | +                  | +                   | +            | +              | +                  | +        | +            | +         | +                         | +                   | +                  | +                   | +             | +                 | +                 | +   | +        | +                       | +                            | +               | + |

Attention:

Switches

| LADA GRANTA VIS |        |        |        |        |        |                           |                         | year: 2014 →       | with and without Keyless System |           |            |                  |              |                     |                       | program No: 11461  | from: 2017-09-01    |              |                |                    |          |              |           |                           |                     |                    |                     |               |                   |                   |     |          |                         |                              |                 |   |
|-----------------|--------|--------|--------|--------|--------|---------------------------|-------------------------|--------------------|---------------------------------|-----------|------------|------------------|--------------|---------------------|-----------------------|--------------------|---------------------|--------------|----------------|--------------------|----------|--------------|-----------|---------------------------|---------------------|--------------------|---------------------|---------------|-------------------|-------------------|-----|----------|-------------------------|------------------------------|-----------------|---|
| connector 8 pin |        |        |        |        |        |                           |                         | connector 15 pin   |                                 |           |            |                  |              |                     | connector 10 pin      |                    |                     |              |                |                    |          |              |           |                           |                     |                    |                     |               |                   |                   |     |          |                         |                              |                 |   |
| CAN H           | CAN L  | CAN H  | CAN L  | CAN H  | CAN L  | OUT +                     | OUT -                   | OUT                | OUT                             | OUT       | OUT        | OUT              | OUT          | OUT                 | OUT                   | OUT                | OUT                 | IN           | IN             | IN                 | IN       | IN           | IN        | IN                        | IN                  | IN                 | IN                  | IN            | IN                | IN                | IN  | IN       | IN                      | IN                           | IN              |   |
| CAN1-H          | CAN1-L | CAN2-H | CAN2-L | CAN3-H | CAN3-L | Alternative blink control | Alt. contr. centr. lock | Driver door sensor | Passengers door sensor          | Trunk lid | Hood sense | Original alarm++ | Arming state | Lock factory remote | Unlock factory remote | Any button pressed | Handbrake / Parking | Speed 10kmph | Engine running | Engine speed (RPM) | Ignition | Key inserted | Footbrake | Drivers door opening sim. | Turn off the engine | Turn on the engine | Turn signal control | Trunk release | Opening all doors | Closing all doors | GND | PWR +12V | Contr. of factory alarm | Contr.c.lock. when ign.is on | Comfort closure |   |
| 1               | 2      | 3      | 4      | 5      | 6      | 7                         | 8                       | 1                  | 2                               | 3         | 4          | 5                | 6            | 7                   | 8                     | 9                  | 10                  | 11           | 12             | 13                 | 14       | 15           | 1         | 2                         | 3                   | 4                  | 5                   | 6             | 7                 | 8                 | 9   | 10       |                         |                              |                 |   |
| +               | +      | +      | +      | +      | +      | +                         | +                       | +                  | +                               | +         | +          | +                | +            | +                   | +                     | +                  | +                   | +            | +              | +                  | +        | +            | +         | +                         | +                   | +                  | +                   | +             | +                 | +                 | +   | +        | +                       | +                            | +               | + |

Attention:

Switches

**LADA KALINA**

year: 2014 →

program №: 11461

from: 2017-09-01

| connector 8 pin |        |        |        |        |        |                           |                         |
|-----------------|--------|--------|--------|--------|--------|---------------------------|-------------------------|
| CAN H           | CAN L  | CAN H  | CAN L  | CAN H  | CAN L  | OUT +                     | OUT -                   |
| CAN1-H          | CAN1-L | CAN2-H | CAN2-L | CAN3-H | CAN3-L | Alternative blink control | Alt. contr. centr. lock |
| 1               | 2      | 3      | 4      | 5      | 6      | 7                         | 8                       |
| +               | +      |        |        |        |        | +                         |                         |

| connector 15 pin   |                        |           |            |                  |              |                     |                       |                    |                     |              |                |                    |          |              |
|--------------------|------------------------|-----------|------------|------------------|--------------|---------------------|-----------------------|--------------------|---------------------|--------------|----------------|--------------------|----------|--------------|
| OUT                | OUT                    | OUT       | OUT        | OUT              | OUT          | OUT                 | OUT                   | OUT                | OUT                 | OUT          | OUT            | OUT                | OUT      | OUT          |
| Driver door sensor | Passengers door sensor | Trunk lid | Hood sense | Original alarm++ | Arming state | Lock factory remote | Unlock factory remote | Any button pressed | Handbrake / Parking | Speed 10kmph | Engine running | Engine speed (RPM) | Ignition | Key inserted |
| 1                  | 2                      | 3         | 4          | 5                | 6            | 7                   | 8                     | 9                  | 10                  | 11           | 12             | 13                 | 14       | 15           |
| +                  | +                      |           |            |                  | +            | +                   |                       | +                  | +                   | +            | +              | +                  | +        | +            |

| connector 10 pin |                           |                     |                    |                     |               |                   |                   |     |          |
|------------------|---------------------------|---------------------|--------------------|---------------------|---------------|-------------------|-------------------|-----|----------|
| OUT              | IN                        | IN                  | IN                 | IN                  | IN            | IN                | IN                | IN  | +        |
| Footbrake        | Drivers door opening sim. | Turn off the engine | Turn on the engine | Turn signal control | Trunk release | Opening all doors | Closing all doors | GND | PWR +12V |
| 1                | 2                         | 3                   | 4                  | 5                   | 6             | 7                 | 8                 | 9   | 10       |
| +                |                           |                     |                    | +                   |               |                   |                   | +   | +        |

Attention:

**LADA LARGUS**

year: 2012 →

program №: 12619

from: 2021-09-28

| connector 8 pin |        |        |        |        |        |                           |                         |
|-----------------|--------|--------|--------|--------|--------|---------------------------|-------------------------|
| CAN H           | CAN L  | CAN H  | CAN L  | CAN H  | CAN L  | OUT +                     | OUT -                   |
| CAN1-H          | CAN1-L | CAN2-H | CAN2-L | CAN3-H | CAN3-L | Alternative blink control | Alt. contr. centr. lock |
| 1               | 2      | 3      | 4      | 5      | 6      | 7                         | 8                       |
| +               | +      |        |        |        |        | +                         |                         |

| connector 15 pin   |                        |           |            |                  |              |                     |                       |                    |                     |              |                |                    |          |              |
|--------------------|------------------------|-----------|------------|------------------|--------------|---------------------|-----------------------|--------------------|---------------------|--------------|----------------|--------------------|----------|--------------|
| OUT                | OUT                    | OUT       | OUT        | OUT              | OUT          | OUT                 | OUT                   | OUT                | OUT                 | OUT          | OUT            | OUT                | OUT      | OUT          |
| Driver door sensor | Passengers door sensor | Trunk lid | Hood sense | Original alarm++ | Arming state | Lock factory remote | Unlock factory remote | Any button pressed | Handbrake / Parking | Speed 10kmph | Engine running | Engine speed (RPM) | Ignition | Key inserted |
| 1                  | 2                      | 3         | 4          | 5                | 6            | 7                   | 8                     | 9                  | 10                  | 11           | 12             | 13                 | 14       | 15           |
| +                  | +                      |           |            |                  | +            | +                   |                       | +                  | +                   | +            | +              | +                  | +        | +            |

| connector 10 pin |                           |                     |                    |                     |               |                   |                   |     |          |
|------------------|---------------------------|---------------------|--------------------|---------------------|---------------|-------------------|-------------------|-----|----------|
| OUT              | IN                        | IN                  | IN                 | IN                  | IN            | IN                | IN                | IN  | +        |
| Footbrake        | Drivers door opening sim. | Turn off the engine | Turn on the engine | Turn signal control | Trunk release | Opening all doors | Closing all doors | GND | PWR +12V |
| 1                | 2                         | 3                   | 4                  | 5                   | 6             | 7                 | 8                 | 9   | 10       |
| +                |                           |                     |                    | +                   |               |                   |                   | +   | +        |

Attention:

**LADA LARGUS CROSS**

year: 2012 →

program №: 11796

from: 2017-09-01

| connector 8 pin |        |        |        |        |        |                           |                         |
|-----------------|--------|--------|--------|--------|--------|---------------------------|-------------------------|
| CAN H           | CAN L  | CAN H  | CAN L  | CAN H  | CAN L  | OUT +                     | OUT -                   |
| CAN1-H          | CAN1-L | CAN2-H | CAN2-L | CAN3-H | CAN3-L | Alternative blink control | Alt. contr. centr. lock |
| 1               | 2      | 3      | 4      | 5      | 6      | 7                         | 8                       |
| +               | +      |        |        |        |        | +                         |                         |

| connector 15 pin   |                        |           |            |                  |              |                     |                       |                    |                     |              |                |                    |          |              |
|--------------------|------------------------|-----------|------------|------------------|--------------|---------------------|-----------------------|--------------------|---------------------|--------------|----------------|--------------------|----------|--------------|
| OUT                | OUT                    | OUT       | OUT        | OUT              | OUT          | OUT                 | OUT                   | OUT                | OUT                 | OUT          | OUT            | OUT                | OUT      | OUT          |
| Driver door sensor | Passengers door sensor | Trunk lid | Hood sense | Original alarm++ | Arming state | Lock factory remote | Unlock factory remote | Any button pressed | Handbrake / Parking | Speed 10kmph | Engine running | Engine speed (RPM) | Ignition | Key inserted |
| 1                  | 2                      | 3         | 4          | 5                | 6            | 7                   | 8                     | 9                  | 10                  | 11           | 12             | 13                 | 14       | 15           |
| +                  | +                      |           |            |                  | +            | +                   |                       | +                  | +                   | +            | +              | +                  | +        | +            |

| connector 10 pin |                           |                     |                    |                     |               |                   |                   |     |          |
|------------------|---------------------------|---------------------|--------------------|---------------------|---------------|-------------------|-------------------|-----|----------|
| OUT              | IN                        | IN                  | IN                 | IN                  | IN            | IN                | IN                | IN  | +        |
| Footbrake        | Drivers door opening sim. | Turn off the engine | Turn on the engine | Turn signal control | Trunk release | Opening all doors | Closing all doors | GND | PWR +12V |
| 1                | 2                         | 3                   | 4                  | 5                   | 6             | 7                 | 8                 | 9   | 10       |
| +                |                           |                     |                    | +                   |               |                   |                   | +   | +        |

Attention:

**LADA PRIORA**

year: 2015 →

without Keyless System

program №: 11461

from: 2017-09-01

| connector 8 pin |        |        |        |        |        |                           |                         |
|-----------------|--------|--------|--------|--------|--------|---------------------------|-------------------------|
| CAN H           | CAN L  | CAN H  | CAN L  | CAN H  | CAN L  | OUT +                     | OUT -                   |
| CAN1-H          | CAN1-L | CAN2-H | CAN2-L | CAN3-H | CAN3-L | Alternative blink control | Alt. contr. centr. lock |
| 1               | 2      | 3      | 4      | 5      | 6      | 7                         | 8                       |
| +               | +      |        |        |        |        | +                         |                         |

| connector 15 pin   |                        |           |            |                  |              |                     |                       |                    |                     |              |                |                    |          |              |
|--------------------|------------------------|-----------|------------|------------------|--------------|---------------------|-----------------------|--------------------|---------------------|--------------|----------------|--------------------|----------|--------------|
| OUT                | OUT                    | OUT       | OUT        | OUT              | OUT          | OUT                 | OUT                   | OUT                | OUT                 | OUT          | OUT            | OUT                | OUT      | OUT          |
| Driver door sensor | Passengers door sensor | Trunk lid | Hood sense | Original alarm++ | Arming state | Lock factory remote | Unlock factory remote | Any button pressed | Handbrake / Parking | Speed 10kmph | Engine running | Engine speed (RPM) | Ignition | Key inserted |
| 1                  | 2                      | 3         | 4          | 5                | 6            | 7                   | 8                     | 9                  | 10                  | 11           | 12             | 13                 | 14       | 15           |
| +                  | +                      |           |            |                  | +            | +                   |                       | +                  | +                   | +            | +              | +                  | +        | +            |

| connector 10 pin |                           |                     |                    |                     |               |                   |                   |     |          |
|------------------|---------------------------|---------------------|--------------------|---------------------|---------------|-------------------|-------------------|-----|----------|
| OUT              | IN                        | IN                  | IN                 | IN                  | IN            | IN                | IN                | IN  | +        |
| Footbrake        | Drivers door opening sim. | Turn off the engine | Turn on the engine | Turn signal control | Trunk release | Opening all doors | Closing all doors | GND | PWR +12V |
| 1                | 2                         | 3                   | 4                  | 5                   | 6             | 7                 | 8                 | 9   | 10       |
| +                |                           |                     |                    | +                   |               |                   |                   | +   | +        |

Attention:

**LADA VESTA (SW CROSS)**

year: 2018 →

program №: 12245

from: 2022-08-19

| connector 8 pin |        |        |        |        |        |                           |                         |
|-----------------|--------|--------|--------|--------|--------|---------------------------|-------------------------|
| CAN H           | CAN L  | CAN H  | CAN L  | CAN H  | CAN L  | OUT +                     | OUT -                   |
| CAN1-H          | CAN1-L | CAN2-H | CAN2-L | CAN3-H | CAN3-L | Alternative blink control | Alt. contr. centr. lock |
| 1               | 2      | 3      | 4      | 5      | 6      | 7                         | 8                       |
| +               | +      |        |        |        |        | +                         |                         |

| connector 15 pin   |                        |           |            |                  |              |                     |                       |                    |                     |              |                |                    |          |              |
|--------------------|------------------------|-----------|------------|------------------|--------------|---------------------|-----------------------|--------------------|---------------------|--------------|----------------|--------------------|----------|--------------|
| OUT                | OUT                    | OUT       | OUT        | OUT              | OUT          | OUT                 | OUT                   | OUT                | OUT                 | OUT          | OUT            | OUT                | OUT      | OUT          |
| Driver door sensor | Passengers door sensor | Trunk lid | Hood sense | Original alarm++ | Arming state | Lock factory remote | Unlock factory remote | Any button pressed | Handbrake / Parking | Speed 10kmph | Engine running | Engine speed (RPM) | Ignition | Key inserted |
| 1                  | 2                      | 3         | 4          | 5                | 6            | 7                   | 8                     | 9                  | 10                  | 11           | 12             | 13                 | 14       | 15           |
| +                  | +                      |           |            |                  | +            | +                   |                       | +                  | +                   | +            | +              | +                  | +        | +            |

| connector 10 pin |                           |                     |                    |                     |               |                   |                   |     |          |
|------------------|---------------------------|---------------------|--------------------|---------------------|---------------|-------------------|-------------------|-----|----------|
| OUT              | IN                        | IN                  | IN                 | IN                  | IN            | IN                | IN                | IN  | +        |
| Footbrake        | Drivers door opening sim. | Turn off the engine | Turn on the engine | Turn signal control | Trunk release | Opening all doors | Closing all doors | GND | PWR +12V |
| 1                | 2                         | 3                   | 4                  | 5                   | 6             | 7                 | 8                 | 9   | 10       |
| +                |                           |                     |                    | +                   |               |                   |                   | +   | +        |

Attention:

Switches

Switches

Switches





**LANCIA YPSILON**

year: 2006 →

program #: 11129

from: 2017-09-01

| connector 8 pin |        |        |        |        |        |                           |                         | connector 15 pin   |                        |           |            |                  |              |                     |                       |                    |                     |              |                |                    |          |              | connector 10 pin |                           |                     |                    |                     |               |                   |                   |     |          |                         |                              |                 |  |  |  |  |  |  |  |  |
|-----------------|--------|--------|--------|--------|--------|---------------------------|-------------------------|--------------------|------------------------|-----------|------------|------------------|--------------|---------------------|-----------------------|--------------------|---------------------|--------------|----------------|--------------------|----------|--------------|------------------|---------------------------|---------------------|--------------------|---------------------|---------------|-------------------|-------------------|-----|----------|-------------------------|------------------------------|-----------------|--|--|--|--|--|--|--|--|
| CAN H           | CAN L  | CAN H  | CAN L  | CAN H  | CAN L  | OUT +                     | OUT -                   | OUT -              | OUT -                  | OUT -     | OUT -      | OUT -            | OUT -        | OUT -               | OUT -                 | OUT -              | OUT -               | OUT -        | OUT -          | OUT -              | OUT +    | OUT +        | OUT +            | IN                        | IN                  | IN                 | IN                  | IN            | IN                | IN                | IN  | IN       | IN                      | IN                           | IN              |  |  |  |  |  |  |  |  |
| CAN1-H          | CAN1-L | CAN2-H | CAN2-L | CAN3-H | CAN3-L | Alternative blink control | Alt. contr. centr. lock | Driver door sensor | Passengers door sensor | Trunk lid | Hood sense | Original alarm++ | Arming state | Lock factory remote | Unlock factory remote | Any button pressed | Handbrake / Parking | Speed 10kmph | Engine running | Engine speed (RPM) | Ignition | Key inserted | Footbrake        | Drivers door opening sim. | Turn off the engine | Turn on the engine | Turn signal control | Trunk release | Opening all doors | Closing all doors | GND | PWR +12V | Contr. of factory alarm | Contr.c.lock. when ign.is on | Comfort closure |  |  |  |  |  |  |  |  |
| 1               | 2      | 3      | 4      | 5      | 6      | 7                         | 8                       | 1                  | 2                      | 3         | 4          | 5                | 6            | 7                   | 8                     | 9                  | 10                  | 11           | 12             | 13                 | 14       | 15           | 1                | 2                         | 3                   | 4                  | 5                   | 6             | 7                 | 8                 | 9   | 10       |                         |                              |                 |  |  |  |  |  |  |  |  |
| +               | +      | +      | +      | +      | +      | +                         | +                       | +                  | +                      | +         | +          | +                | +            | +                   | +                     | +                  | +                   | +            | +              | +                  | +        | +            | +                | +                         | +                   | +                  | +                   | +             | +                 | +                 | +   | +        | +                       |                              |                 |  |  |  |  |  |  |  |  |

Attention:

Switches

**LAND ROVER DEFENDER (L663)**

year: 2021 →

with and without Keyless System

program #: 13787

from: 2023-03-28

| connector 8 pin |        |        |        |        |        |                           |                         | connector 15 pin   |                        |           |            |                  |              |                     |                       |                    |                     |              |                |                    |          |              | connector 10 pin |                           |                     |                    |                     |               |                   |                   |     |          |                         |                              |                 |  |  |  |  |  |  |  |  |
|-----------------|--------|--------|--------|--------|--------|---------------------------|-------------------------|--------------------|------------------------|-----------|------------|------------------|--------------|---------------------|-----------------------|--------------------|---------------------|--------------|----------------|--------------------|----------|--------------|------------------|---------------------------|---------------------|--------------------|---------------------|---------------|-------------------|-------------------|-----|----------|-------------------------|------------------------------|-----------------|--|--|--|--|--|--|--|--|
| CAN H           | CAN L  | CAN H  | CAN L  | CAN H  | CAN L  | OUT +                     | OUT -                   | OUT -              | OUT -                  | OUT -     | OUT -      | OUT -            | OUT -        | OUT -               | OUT -                 | OUT -              | OUT -               | OUT -        | OUT -          | OUT -              | OUT +    | OUT +        | OUT +            | IN                        | IN                  | IN                 | IN                  | IN            | IN                | IN                | IN  | IN       | IN                      | IN                           |                 |  |  |  |  |  |  |  |  |
| CAN1-H          | CAN1-L | CAN2-H | CAN2-L | CAN3-H | CAN3-L | Alternative blink control | Alt. contr. centr. lock | Driver door sensor | Passengers door sensor | Trunk lid | Hood sense | Original alarm++ | Arming state | Lock factory remote | Unlock factory remote | Any button pressed | Handbrake / Parking | Speed 10kmph | Engine running | Engine speed (RPM) | Ignition | Key inserted | Footbrake        | Drivers door opening sim. | Turn off the engine | Turn on the engine | Turn signal control | Trunk release | Opening all doors | Closing all doors | GND | PWR +12V | Contr. of factory alarm | Contr.c.lock. when ign.is on | Comfort closure |  |  |  |  |  |  |  |  |
| 1               | 2      | 3      | 4      | 5      | 6      | 7                         | 8                       | 1                  | 2                      | 3         | 4          | 5                | 6            | 7                   | 8                     | 9                  | 10                  | 11           | 12             | 13                 | 14       | 15           | 1                | 2                         | 3                   | 4                  | 5                   | 6             | 7                 | 8                 | 9   | 10       |                         |                              |                 |  |  |  |  |  |  |  |  |
| +               | +      | +      | +      | +      | +      | +                         | +                       | +                  | +                      | +         | +          | +                | +            | +                   | +                     | +                  | +                   | +            | +              | +                  | +        | +            | +                | +                         | +                   | +                  | +                   | +             | +                 | +                 | +   | +        | +                       |                              |                 |  |  |  |  |  |  |  |  |

Attention:

Switches

**LAND ROVER DEFENDER (L316)**

year: 2012 →

program #: 11447

from: 2019-11-19

| connector 8 pin |        |        |        |        |        |                           |                         | connector 15 pin   |                        |           |            |                  |              |                     |                       |                    |                     |              |                |                    |          |              | connector 10 pin |                           |                     |                    |                     |               |                   |                   |     |          |                         |                              |                 |  |  |  |  |  |  |  |  |  |
|-----------------|--------|--------|--------|--------|--------|---------------------------|-------------------------|--------------------|------------------------|-----------|------------|------------------|--------------|---------------------|-----------------------|--------------------|---------------------|--------------|----------------|--------------------|----------|--------------|------------------|---------------------------|---------------------|--------------------|---------------------|---------------|-------------------|-------------------|-----|----------|-------------------------|------------------------------|-----------------|--|--|--|--|--|--|--|--|--|
| CAN H           | CAN L  | CAN H  | CAN L  | CAN H  | CAN L  | OUT +                     | OUT -                   | OUT -              | OUT -                  | OUT -     | OUT -      | OUT -            | OUT -        | OUT -               | OUT -                 | OUT -              | OUT -               | OUT -        | OUT -          | OUT -              | OUT +    | OUT +        | OUT +            | IN                        | IN                  | IN                 | IN                  | IN            | IN                | IN                | IN  | IN       | IN                      | IN                           |                 |  |  |  |  |  |  |  |  |  |
| CAN1-H          | CAN1-L | CAN2-H | CAN2-L | CAN3-H | CAN3-L | Alternative blink control | Alt. contr. centr. lock | Driver door sensor | Passengers door sensor | Trunk lid | Hood sense | Original alarm++ | Arming state | Lock factory remote | Unlock factory remote | Any button pressed | Handbrake / Parking | Speed 10kmph | Engine running | Engine speed (RPM) | Ignition | Key inserted | Footbrake        | Drivers door opening sim. | Turn off the engine | Turn on the engine | Turn signal control | Trunk release | Opening all doors | Closing all doors | GND | PWR +12V | Contr. of factory alarm | Contr.c.lock. when ign.is on | Comfort closure |  |  |  |  |  |  |  |  |  |
| 1               | 2      | 3      | 4      | 5      | 6      | 7                         | 8                       | 1                  | 2                      | 3         | 4          | 5                | 6            | 7                   | 8                     | 9                  | 10                  | 11           | 12             | 13                 | 14       | 15           | 1                | 2                         | 3                   | 4                  | 5                   | 6             | 7                 | 8                 | 9   | 10       |                         |                              |                 |  |  |  |  |  |  |  |  |  |
| +               | +      | +      | +      | +      | +      | +                         | +                       | +                  | +                      | +         | +          | +                | +            | +                   | +                     | +                  | +                   | +            | +              | +                  | +        | +            | +                | +                         | +                   | +                  | +                   | +             | +                 | +                 | +   | +        | +                       | +                            |                 |  |  |  |  |  |  |  |  |  |

Attention:

Switches

**LAND ROVER DISCOVERY 3 (L319)**

year: 2006 →

program #: 11199

from: 2019-11-19

| connector 8 pin |        |        |        |        |        |                           |                         | connector 15 pin   |                        |           |            |                  |              |                     |                       |                    |                     |              |                |                    |          |              | connector 10 pin |                           |                     |                    |                     |               |                   |                   |     |          |                         |                              |                 |  |  |  |  |  |  |  |  |  |
|-----------------|--------|--------|--------|--------|--------|---------------------------|-------------------------|--------------------|------------------------|-----------|------------|------------------|--------------|---------------------|-----------------------|--------------------|---------------------|--------------|----------------|--------------------|----------|--------------|------------------|---------------------------|---------------------|--------------------|---------------------|---------------|-------------------|-------------------|-----|----------|-------------------------|------------------------------|-----------------|--|--|--|--|--|--|--|--|--|
| CAN H           | CAN L  | CAN H  | CAN L  | CAN H  | CAN L  | OUT +                     | OUT -                   | OUT -              | OUT -                  | OUT -     | OUT -      | OUT -            | OUT -        | OUT -               | OUT -                 | OUT -              | OUT -               | OUT -        | OUT -          | OUT -              | OUT +    | OUT +        | OUT +            | IN                        | IN                  | IN                 | IN                  | IN            | IN                | IN                | IN  | IN       | IN                      | IN                           |                 |  |  |  |  |  |  |  |  |  |
| CAN1-H          | CAN1-L | CAN2-H | CAN2-L | CAN3-H | CAN3-L | Alternative blink control | Alt. contr. centr. lock | Driver door sensor | Passengers door sensor | Trunk lid | Hood sense | Original alarm++ | Arming state | Lock factory remote | Unlock factory remote | Any button pressed | Handbrake / Parking | Speed 10kmph | Engine running | Engine speed (RPM) | Ignition | Key inserted | Footbrake        | Drivers door opening sim. | Turn off the engine | Turn on the engine | Turn signal control | Trunk release | Opening all doors | Closing all doors | GND | PWR +12V | Contr. of factory alarm | Contr.c.lock. when ign.is on | Comfort closure |  |  |  |  |  |  |  |  |  |
| 1               | 2      | 3      | 4      | 5      | 6      | 7                         | 8                       | 1                  | 2                      | 3         | 4          | 5                | 6            | 7                   | 8                     | 9                  | 10                  | 11           | 12             | 13                 | 14       | 15           | 1                | 2                         | 3                   | 4                  | 5                   | 6             | 7                 | 8                 | 9   | 10       |                         |                              |                 |  |  |  |  |  |  |  |  |  |
| +               | +      | +      | +      | +      | +      | +                         | +                       | +                  | +                      | +         | +          | +                | +            | +                   | +                     | +                  | +                   | +            | +              | +                  | +        | +            | +                | +                         | +                   | +                  | +                   | +             | +                 | +                 | +   | +        | +                       | +                            |                 |  |  |  |  |  |  |  |  |  |

Attention:

Switches

**LAND ROVER DISCOVERY 4 (L319)**

year: 2010 →

with and without Keyless System

program #: 11233

from: 2019-11-19

| connector 8 pin |        |        |        |        |        |                           |                         | connector 15 pin   |                        |           |            |                  |              |                     |                       |                    |                     |              |                |                    |          |              | connector 10 pin |                           |                     |                    |                     |               |                   |                   |     |          |                         |                              |                 |  |  |  |  |  |  |  |  |  |  |
|-----------------|--------|--------|--------|--------|--------|---------------------------|-------------------------|--------------------|------------------------|-----------|------------|------------------|--------------|---------------------|-----------------------|--------------------|---------------------|--------------|----------------|--------------------|----------|--------------|------------------|---------------------------|---------------------|--------------------|---------------------|---------------|-------------------|-------------------|-----|----------|-------------------------|------------------------------|-----------------|--|--|--|--|--|--|--|--|--|--|
| CAN H           | CAN L  | CAN H  | CAN L  | CAN H  | CAN L  | OUT +                     | OUT -                   | OUT -              | OUT -                  | OUT -     | OUT -      | OUT -            | OUT -        | OUT -               | OUT -                 | OUT -              | OUT -               | OUT -        | OUT -          | OUT -              | OUT +    | OUT +        | OUT +            | IN                        | IN                  | IN                 | IN                  | IN            | IN                | IN                | IN  | IN       | IN                      | IN                           |                 |  |  |  |  |  |  |  |  |  |  |
| CAN1-H          | CAN1-L | CAN2-H | CAN2-L | CAN3-H | CAN3-L | Alternative blink control | Alt. contr. centr. lock | Driver door sensor | Passengers door sensor | Trunk lid | Hood sense | Original alarm++ | Arming state | Lock factory remote | Unlock factory remote | Any button pressed | Handbrake / Parking | Speed 10kmph | Engine running | Engine speed (RPM) | Ignition | Key inserted | Footbrake        | Drivers door opening sim. | Turn off the engine | Turn on the engine | Turn signal control | Trunk release | Opening all doors | Closing all doors | GND | PWR +12V | Contr. of factory alarm | Contr.c.lock. when ign.is on | Comfort closure |  |  |  |  |  |  |  |  |  |  |
| 1               | 2      | 3      | 4      | 5      | 6      | 7                         | 8                       | 1                  | 2                      | 3         | 4          | 5                | 6            | 7                   | 8                     | 9                  | 10                  | 11           | 12             | 13                 | 14       | 15           | 1                | 2                         | 3                   | 4                  | 5                   | 6             | 7                 | 8                 | 9   | 10       |                         |                              |                 |  |  |  |  |  |  |  |  |  |  |
| +               | +      | +      | +      | +      | +      | +                         | +                       | +                  | +                      | +         | +          | +                | +            | +                   | +                     | +                  | +                   | +            | +              | +                  | +        | +            | +                | +                         | +                   | +                  | +                   | +             | +                 | +                 | +   | +        | +                       | +                            | +               |  |  |  |  |  |  |  |  |  |  |

Attention:

Switches

**LAND ROVER DISCOVERY 5 (L462)** year: 2021 → with and without Keyless System program N°: **13797** from: **2023-03-28**

| connector 8 pin |        |        |        |        |        |                           |                         | connector 15 pin   |                        |           |            |                  |              |                     |                       |                    |                     |              |                |                    |          |              | connector 10 pin |                           |                     |                    |                     |               |                   |                   |     |          |                         |                             |                 |    |
|-----------------|--------|--------|--------|--------|--------|---------------------------|-------------------------|--------------------|------------------------|-----------|------------|------------------|--------------|---------------------|-----------------------|--------------------|---------------------|--------------|----------------|--------------------|----------|--------------|------------------|---------------------------|---------------------|--------------------|---------------------|---------------|-------------------|-------------------|-----|----------|-------------------------|-----------------------------|-----------------|----|
| CAN H           | CAN L  | CAN H  | CAN L  | CAN H  | CAN L  | OUT +                     | OUT -                   | OUT                | OUT                    | OUT       | OUT        | OUT              | OUT          | OUT                 | OUT                   | OUT                | OUT                 | OUT          | OUT            | OUT                | OUT      | OUT          | OUT              | OUT                       | OUT                 | OUT                | IN                  | IN            | IN                | IN                | IN  | IN       | IN                      | IN                          | IN              | IN |
| CAN1-H          | CAN1-L | CAN2-H | CAN2-L | CAN3-H | CAN3-L | Alternative blink control | Alt. contr. centr. lock | Driver door sensor | Passengers door sensor | Trunk lid | Hood sense | Original alarm++ | Arming state | Lock factory remote | Unlock factory remote | Any button pressed | Handbrake / Parking | Speed 10kmph | Engine running | Engine speed (RPM) | Ignition | Key inserted | Footbrake        | Drivers door opening sim. | Turn off the engine | Turn on the engine | Turn signal control | Trunk release | Opening all doors | Closing all doors | GND | PWR +12V | Contr. of factory alarm | Contr.c.lock when ign.is on | Comfort closure |    |
| 1               | 2      | 3      | 4      | 5      | 6      | 7                         | 8                       | 1                  | 2                      | 3         | 4          | 5                | 6            | 7                   | 8                     | 9                  | 10                  | 11           | 12             | 13                 | 14       | 15           | 1                | 2                         | 3                   | 4                  | 5                   | 6             | 7                 | 8                 | 9   | 10       | Contr. of factory alarm | Contr.c.lock when ign.is on | Comfort closure |    |

Attention:   
 Switches

**LAND ROVER DISCOVERY 5 (L462)** year: 2019 → with and without Keyless System program N°: **12889** from: **2021-09-02**

| connector 8 pin |        |        |        |        |        |                           |                         | connector 15 pin   |                        |           |            |                  |              |                     |                       |                    |                     |              |                |                    |          |              | connector 10 pin |                           |                     |                    |                     |               |                   |                   |     |          |                         |                             |                 |     |     |     |     |
|-----------------|--------|--------|--------|--------|--------|---------------------------|-------------------------|--------------------|------------------------|-----------|------------|------------------|--------------|---------------------|-----------------------|--------------------|---------------------|--------------|----------------|--------------------|----------|--------------|------------------|---------------------------|---------------------|--------------------|---------------------|---------------|-------------------|-------------------|-----|----------|-------------------------|-----------------------------|-----------------|-----|-----|-----|-----|
| CAN H           | CAN L  | CAN H  | CAN L  | CAN H  | CAN L  | OUT +                     | OUT -                   | OUT                | OUT                    | OUT       | OUT        | OUT              | OUT          | OUT                 | OUT                   | OUT                | OUT                 | OUT          | OUT            | OUT                | OUT      | OUT          | OUT              | OUT                       | OUT                 | OUT                | OUT                 | OUT           | OUT               | OUT               | OUT | OUT      | OUT                     | OUT                         | OUT             | OUT | OUT | OUT | OUT |
| CAN1-H          | CAN1-L | CAN2-H | CAN2-L | CAN3-H | CAN3-L | Alternative blink control | Alt. contr. centr. lock | Driver door sensor | Passengers door sensor | Trunk lid | Hood sense | Original alarm++ | Arming state | Lock factory remote | Unlock factory remote | Any button pressed | Handbrake / Parking | Speed 10kmph | Engine running | Engine speed (RPM) | Ignition | Key inserted | Footbrake        | Drivers door opening sim. | Turn off the engine | Turn on the engine | Turn signal control | Trunk release | Opening all doors | Closing all doors | GND | PWR +12V | Contr. of factory alarm | Contr.c.lock when ign.is on | Comfort closure |     |     |     |     |
| 1               | 2      | 3      | 4      | 5      | 6      | 7                         | 8                       | 1                  | 2                      | 3         | 4          | 5                | 6            | 7                   | 8                     | 9                  | 10                  | 11           | 12             | 13                 | 14       | 15           | 1                | 2                         | 3                   | 4                  | 5                   | 6             | 7                 | 8                 | 9   | 10       | Contr. of factory alarm | Contr.c.lock when ign.is on | Comfort closure |     |     |     |     |

Attention:   
 Switches

**LAND ROVER DISCOVERY 5 (L462)** year: 2017 → with and without Keyless System program N°: **11899** from: **2021-12-10**

| connector 8 pin |        |        |        |        |        |                           |                         | connector 15 pin   |                        |           |            |                  |              |                     |                       |                    |                     |              |                |                    |          |              | connector 10 pin |                           |                     |                    |                     |               |                   |                   |     |          |                         |                             |                 |     |     |     |     |     |
|-----------------|--------|--------|--------|--------|--------|---------------------------|-------------------------|--------------------|------------------------|-----------|------------|------------------|--------------|---------------------|-----------------------|--------------------|---------------------|--------------|----------------|--------------------|----------|--------------|------------------|---------------------------|---------------------|--------------------|---------------------|---------------|-------------------|-------------------|-----|----------|-------------------------|-----------------------------|-----------------|-----|-----|-----|-----|-----|
| CAN H           | CAN L  | CAN H  | CAN L  | CAN H  | CAN L  | OUT +                     | OUT -                   | OUT                | OUT                    | OUT       | OUT        | OUT              | OUT          | OUT                 | OUT                   | OUT                | OUT                 | OUT          | OUT            | OUT                | OUT      | OUT          | OUT              | OUT                       | OUT                 | OUT                | OUT                 | OUT           | OUT               | OUT               | OUT | OUT      | OUT                     | OUT                         | OUT             | OUT | OUT | OUT | OUT | OUT |
| CAN1-H          | CAN1-L | CAN2-H | CAN2-L | CAN3-H | CAN3-L | Alternative blink control | Alt. contr. centr. lock | Driver door sensor | Passengers door sensor | Trunk lid | Hood sense | Original alarm++ | Arming state | Lock factory remote | Unlock factory remote | Any button pressed | Handbrake / Parking | Speed 10kmph | Engine running | Engine speed (RPM) | Ignition | Key inserted | Footbrake        | Drivers door opening sim. | Turn off the engine | Turn on the engine | Turn signal control | Trunk release | Opening all doors | Closing all doors | GND | PWR +12V | Contr. of factory alarm | Contr.c.lock when ign.is on | Comfort closure |     |     |     |     |     |
| 1               | 2      | 3      | 4      | 5      | 6      | 7                         | 8                       | 1                  | 2                      | 3         | 4          | 5                | 6            | 7                   | 8                     | 9                  | 10                  | 11           | 12             | 13                 | 14       | 15           | 1                | 2                         | 3                   | 4                  | 5                   | 6             | 7                 | 8                 | 9   | 10       | Contr. of factory alarm | Contr.c.lock when ign.is on | Comfort closure |     |     |     |     |     |

Attention:   
 Switches

**LAND ROVER DISCOVERY SPORT (L550)** year: 2021 → with and without Keyless System program N°: **13539** from: **2023-03-28**

| connector 8 pin |        |        |        |        |        |                           |                         | connector 15 pin   |                        |           |            |                  |              |                     |                       |                    |                     |              |                |                    |          |              | connector 10 pin |                           |                     |                    |                     |               |                   |                   |     |          |                         |                             |                 |     |     |     |     |     |
|-----------------|--------|--------|--------|--------|--------|---------------------------|-------------------------|--------------------|------------------------|-----------|------------|------------------|--------------|---------------------|-----------------------|--------------------|---------------------|--------------|----------------|--------------------|----------|--------------|------------------|---------------------------|---------------------|--------------------|---------------------|---------------|-------------------|-------------------|-----|----------|-------------------------|-----------------------------|-----------------|-----|-----|-----|-----|-----|
| CAN H           | CAN L  | CAN H  | CAN L  | CAN H  | CAN L  | OUT +                     | OUT -                   | OUT                | OUT                    | OUT       | OUT        | OUT              | OUT          | OUT                 | OUT                   | OUT                | OUT                 | OUT          | OUT            | OUT                | OUT      | OUT          | OUT              | OUT                       | OUT                 | OUT                | OUT                 | OUT           | OUT               | OUT               | OUT | OUT      | OUT                     | OUT                         | OUT             | OUT | OUT | OUT | OUT | OUT |
| CAN1-H          | CAN1-L | CAN2-H | CAN2-L | CAN3-H | CAN3-L | Alternative blink control | Alt. contr. centr. lock | Driver door sensor | Passengers door sensor | Trunk lid | Hood sense | Original alarm++ | Arming state | Lock factory remote | Unlock factory remote | Any button pressed | Handbrake / Parking | Speed 10kmph | Engine running | Engine speed (RPM) | Ignition | Key inserted | Footbrake        | Drivers door opening sim. | Turn off the engine | Turn on the engine | Turn signal control | Trunk release | Opening all doors | Closing all doors | GND | PWR +12V | Contr. of factory alarm | Contr.c.lock when ign.is on | Comfort closure |     |     |     |     |     |
| 1               | 2      | 3      | 4      | 5      | 6      | 7                         | 8                       | 1                  | 2                      | 3         | 4          | 5                | 6            | 7                   | 8                     | 9                  | 10                  | 11           | 12             | 13                 | 14       | 15           | 1                | 2                         | 3                   | 4                  | 5                   | 6             | 7                 | 8                 | 9   | 10       | Contr. of factory alarm | Contr.c.lock when ign.is on | Comfort closure |     |     |     |     |     |

Attention:   
 Switches

**LAND ROVER DISCOVERY SPORT (L550)** year: 2020 → with and without Keyless System program N°: **12883** from: **2020-07-15**

| connector 8 pin |        |        |        |        |        |                           |                         | connector 15 pin   |                        |           |            |                  |              |                     |                       |                    |                     |              |                |                    |          |              | connector 10 pin |                           |                     |                    |                     |               |                   |                   |     |          |                         |                             |                 |     |     |     |     |     |     |
|-----------------|--------|--------|--------|--------|--------|---------------------------|-------------------------|--------------------|------------------------|-----------|------------|------------------|--------------|---------------------|-----------------------|--------------------|---------------------|--------------|----------------|--------------------|----------|--------------|------------------|---------------------------|---------------------|--------------------|---------------------|---------------|-------------------|-------------------|-----|----------|-------------------------|-----------------------------|-----------------|-----|-----|-----|-----|-----|-----|
| CAN H           | CAN L  | CAN H  | CAN L  | CAN H  | CAN L  | OUT +                     | OUT -                   | OUT                | OUT                    | OUT       | OUT        | OUT              | OUT          | OUT                 | OUT                   | OUT                | OUT                 | OUT          | OUT            | OUT                | OUT      | OUT          | OUT              | OUT                       | OUT                 | OUT                | OUT                 | OUT           | OUT               | OUT               | OUT | OUT      | OUT                     | OUT                         | OUT             | OUT | OUT | OUT | OUT | OUT | OUT |
| CAN1-H          | CAN1-L | CAN2-H | CAN2-L | CAN3-H | CAN3-L | Alternative blink control | Alt. contr. centr. lock | Driver door sensor | Passengers door sensor | Trunk lid | Hood sense | Original alarm++ | Arming state | Lock factory remote | Unlock factory remote | Any button pressed | Handbrake / Parking | Speed 10kmph | Engine running | Engine speed (RPM) | Ignition | Key inserted | Footbrake        | Drivers door opening sim. | Turn off the engine | Turn on the engine | Turn signal control | Trunk release | Opening all doors | Closing all doors | GND | PWR +12V | Contr. of factory alarm | Contr.c.lock when ign.is on | Comfort closure |     |     |     |     |     |     |
| 1               | 2      | 3      | 4      | 5      | 6      | 7                         | 8                       | 1                  | 2                      | 3         | 4          | 5                | 6            | 7                   | 8                     | 9                  | 10                  | 11           | 12             | 13                 | 14       | 15           | 1                | 2                         | 3                   | 4                  | 5                   | 6             | 7                 | 8                 | 9   | 10       | Contr. of factory alarm | Contr.c.lock when ign.is on | Comfort closure |     |     |     |     |     |     |

Attention:   
 Switches



**LAND ROVER DISCOVERY SPORT (L550)**

year: 2015 →

with and without Keyless System

program №: 12854

from: 2021-12-10

| connector 8 pin |        |        |        |        |        |                           |                         |
|-----------------|--------|--------|--------|--------|--------|---------------------------|-------------------------|
| CAN H           | CAN L  | CAN H  | CAN L  | CAN H  | CAN L  | OUT +                     | OUT -                   |
| CAN1-H          | CAN1-L | CAN2-H | CAN2-L | CAN3-H | CAN3-L | Alternative blink control | Alt. contr. centr. lock |
| 1               | 2      | 3      | 4      | 5      | 6      | 7                         | 8                       |
| +               | +      | +      | +      | +      | +      | +                         | +                       |

| connector 15 pin   |                        |           |            |                  |              |                     |                       |                    |                     |              |                |                    |          |              |
|--------------------|------------------------|-----------|------------|------------------|--------------|---------------------|-----------------------|--------------------|---------------------|--------------|----------------|--------------------|----------|--------------|
| OUT                | OUT                    | OUT       | OUT        | OUT              | OUT          | OUT                 | OUT                   | OUT                | OUT                 | OUT          | OUT            | OUT                | OUT      | OUT          |
| Driver door sensor | Passengers door sensor | Trunk lid | Hood sense | Original alarm++ | Arming state | Lock factory remote | Unlock factory remote | Any button pressed | Handbrake / Parking | Speed 10kmph | Engine running | Engine speed (RPM) | Ignition | Key inserted |
| 1                  | 2                      | 3         | 4          | 5                | 6            | 7                   | 8                     | 9                  | 10                  | 11           | 12             | 13                 | 14       | 15           |
| +                  | +                      | +         | +          | +                | +            | +                   | +                     | +                  | +                   | +            | +              | +                  | +        | +            |

| connector 10 pin |                           |                     |                    |                     |               |                   |                   |     |          |
|------------------|---------------------------|---------------------|--------------------|---------------------|---------------|-------------------|-------------------|-----|----------|
| OUT              | IN                        | IN                  | IN                 | IN                  | IN            | IN                | IN                | IN  | +        |
| Footbrake        | Drivers door opening sim. | Turn off the engine | Turn on the engine | Turn signal control | Trunk release | Opening all doors | Closing all doors | GND | PWR +12V |
| 1                | 2                         | 3                   | 4                  | 5                   | 6             | 7                 | 8                 | 9   | 10       |
| +                | +                         | +                   | +                  | +                   | +             | +                 | +                 | +   | +        |

Attention: Switches

**LAND ROVER FREELANDER 2 (L359)**

year: 2013 →

with and without Keyless System

program №: 11446

from: 2021-12-10

| connector 8 pin |        |        |        |        |        |                           |                         |
|-----------------|--------|--------|--------|--------|--------|---------------------------|-------------------------|
| CAN H           | CAN L  | CAN H  | CAN L  | CAN H  | CAN L  | OUT +                     | OUT -                   |
| CAN1-H          | CAN1-L | CAN2-H | CAN2-L | CAN3-H | CAN3-L | Alternative blink control | Alt. contr. centr. lock |
| 1               | 2      | 3      | 4      | 5      | 6      | 7                         | 8                       |
| +               | +      | +      | +      | +      | +      | +                         | +                       |

| connector 15 pin   |                        |           |            |                  |              |                     |                       |                    |                     |              |                |                    |          |              |
|--------------------|------------------------|-----------|------------|------------------|--------------|---------------------|-----------------------|--------------------|---------------------|--------------|----------------|--------------------|----------|--------------|
| OUT                | OUT                    | OUT       | OUT        | OUT              | OUT          | OUT                 | OUT                   | OUT                | OUT                 | OUT          | OUT            | OUT                | OUT      | OUT          |
| Driver door sensor | Passengers door sensor | Trunk lid | Hood sense | Original alarm++ | Arming state | Lock factory remote | Unlock factory remote | Any button pressed | Handbrake / Parking | Speed 10kmph | Engine running | Engine speed (RPM) | Ignition | Key inserted |
| 1                  | 2                      | 3         | 4          | 5                | 6            | 7                   | 8                     | 9                  | 10                  | 11           | 12             | 13                 | 14       | 15           |
| +                  | +                      | +         | +          | +                | +            | +                   | +                     | +                  | +                   | +            | +              | +                  | +        | +            |

| connector 10 pin |                           |                     |                    |                     |               |                   |                   |     |          |
|------------------|---------------------------|---------------------|--------------------|---------------------|---------------|-------------------|-------------------|-----|----------|
| OUT              | IN                        | IN                  | IN                 | IN                  | IN            | IN                | IN                | IN  | +        |
| Footbrake        | Drivers door opening sim. | Turn off the engine | Turn on the engine | Turn signal control | Trunk release | Opening all doors | Closing all doors | GND | PWR +12V |
| 1                | 2                         | 3                   | 4                  | 5                   | 6             | 7                 | 8                 | 9   | 10       |
| +                | +                         | +                   | +                  | +                   | +             | +                 | +                 | +   | +        |

Attention: Switches

**LAND ROVER FREELANDER 2 (L359)**

year: 2007 →

with and without Keyless System

program №: 11214

from: 2019-11-19

| connector 8 pin |        |        |        |        |        |                           |                         |
|-----------------|--------|--------|--------|--------|--------|---------------------------|-------------------------|
| CAN H           | CAN L  | CAN H  | CAN L  | CAN H  | CAN L  | OUT +                     | OUT -                   |
| CAN1-H          | CAN1-L | CAN2-H | CAN2-L | CAN3-H | CAN3-L | Alternative blink control | Alt. contr. centr. lock |
| 1               | 2      | 3      | 4      | 5      | 6      | 7                         | 8                       |
| +               | +      | +      | +      | +      | +      | +                         | +                       |

| connector 15 pin   |                        |           |            |                  |              |                     |                       |                    |                     |              |                |                    |          |              |
|--------------------|------------------------|-----------|------------|------------------|--------------|---------------------|-----------------------|--------------------|---------------------|--------------|----------------|--------------------|----------|--------------|
| OUT                | OUT                    | OUT       | OUT        | OUT              | OUT          | OUT                 | OUT                   | OUT                | OUT                 | OUT          | OUT            | OUT                | OUT      | OUT          |
| Driver door sensor | Passengers door sensor | Trunk lid | Hood sense | Original alarm++ | Arming state | Lock factory remote | Unlock factory remote | Any button pressed | Handbrake / Parking | Speed 10kmph | Engine running | Engine speed (RPM) | Ignition | Key inserted |
| 1                  | 2                      | 3         | 4          | 5                | 6            | 7                   | 8                     | 9                  | 10                  | 11           | 12             | 13                 | 14       | 15           |
| +                  | +                      | +         | +          | +                | +            | +                   | +                     | +                  | +                   | +            | +              | +                  | +        | +            |

| connector 10 pin |                           |                     |                    |                     |               |                   |                   |     |          |
|------------------|---------------------------|---------------------|--------------------|---------------------|---------------|-------------------|-------------------|-----|----------|
| OUT              | IN                        | IN                  | IN                 | IN                  | IN            | IN                | IN                | IN  | +        |
| Footbrake        | Drivers door opening sim. | Turn off the engine | Turn on the engine | Turn signal control | Trunk release | Opening all doors | Closing all doors | GND | PWR +12V |
| 1                | 2                         | 3                   | 4                  | 5                   | 6             | 7                 | 8                 | 9   | 10       |
| +                | +                         | +                   | +                  | +                   | +             | +                 | +                 | +   | +        |

Attention: Switches

**LAND ROVER LR2 (L359)**

year: 2007 →

with and without Keyless System

program №: 11214

from: 2019-11-19

| connector 8 pin |        |        |        |        |        |                           |                         |
|-----------------|--------|--------|--------|--------|--------|---------------------------|-------------------------|
| CAN H           | CAN L  | CAN H  | CAN L  | CAN H  | CAN L  | OUT +                     | OUT -                   |
| CAN1-H          | CAN1-L | CAN2-H | CAN2-L | CAN3-H | CAN3-L | Alternative blink control | Alt. contr. centr. lock |
| 1               | 2      | 3      | 4      | 5      | 6      | 7                         | 8                       |
| +               | +      | +      | +      | +      | +      | +                         | +                       |

| connector 15 pin   |                        |           |            |                  |              |                     |                       |                    |                     |              |                |                    |          |              |
|--------------------|------------------------|-----------|------------|------------------|--------------|---------------------|-----------------------|--------------------|---------------------|--------------|----------------|--------------------|----------|--------------|
| OUT                | OUT                    | OUT       | OUT        | OUT              | OUT          | OUT                 | OUT                   | OUT                | OUT                 | OUT          | OUT            | OUT                | OUT      | OUT          |
| Driver door sensor | Passengers door sensor | Trunk lid | Hood sense | Original alarm++ | Arming state | Lock factory remote | Unlock factory remote | Any button pressed | Handbrake / Parking | Speed 10kmph | Engine running | Engine speed (RPM) | Ignition | Key inserted |
| 1                  | 2                      | 3         | 4          | 5                | 6            | 7                   | 8                     | 9                  | 10                  | 11           | 12             | 13                 | 14       | 15           |
| +                  | +                      | +         | +          | +                | +            | +                   | +                     | +                  | +                   | +            | +              | +                  | +        | +            |

| connector 10 pin |                           |                     |                    |                     |               |                   |                   |     |          |
|------------------|---------------------------|---------------------|--------------------|---------------------|---------------|-------------------|-------------------|-----|----------|
| OUT              | IN                        | IN                  | IN                 | IN                  | IN            | IN                | IN                | IN  | +        |
| Footbrake        | Drivers door opening sim. | Turn off the engine | Turn on the engine | Turn signal control | Trunk release | Opening all doors | Closing all doors | GND | PWR +12V |
| 1                | 2                         | 3                   | 4                  | 5                   | 6             | 7                 | 8                 | 9   | 10       |
| +                | +                         | +                   | +                  | +                   | +             | +                 | +                 | +   | +        |

Attention: Switches

**LAND ROVER LR4 (L319)**

year: 2010 →

with and without Keyless System

program №: 13839

from: 2021-10-22

| connector 8 pin |        |        |        |        |        |                           |                         |
|-----------------|--------|--------|--------|--------|--------|---------------------------|-------------------------|
| CAN H           | CAN L  | CAN H  | CAN L  | CAN H  | CAN L  | OUT +                     | OUT -                   |
| CAN1-H          | CAN1-L | CAN2-H | CAN2-L | CAN3-H | CAN3-L | Alternative blink control | Alt. contr. centr. lock |
| 1               | 2      | 3      | 4      | 5      | 6      | 7                         | 8                       |
| +               | +      | +      | +      | +      | +      | +                         | +                       |

| connector 15 pin   |                        |           |            |                  |              |                     |                       |                    |                     |              |                |                    |          |              |
|--------------------|------------------------|-----------|------------|------------------|--------------|---------------------|-----------------------|--------------------|---------------------|--------------|----------------|--------------------|----------|--------------|
| OUT                | OUT                    | OUT       | OUT        | OUT              | OUT          | OUT                 | OUT                   | OUT                | OUT                 | OUT          | OUT            | OUT                | OUT      | OUT          |
| Driver door sensor | Passengers door sensor | Trunk lid | Hood sense | Original alarm++ | Arming state | Lock factory remote | Unlock factory remote | Any button pressed | Handbrake / Parking | Speed 10kmph | Engine running | Engine speed (RPM) | Ignition | Key inserted |
| 1                  | 2                      | 3         | 4          | 5                | 6            | 7                   | 8                     | 9                  | 10                  | 11           | 12             | 13                 | 14       | 15           |
| +                  | +                      | +         | +          | +                | +            | +                   | +                     | +                  | +                   | +            | +              | +                  | +        | +            |

| connector 10 pin |                           |                     |                    |                     |               |                   |                   |     |          |
|------------------|---------------------------|---------------------|--------------------|---------------------|---------------|-------------------|-------------------|-----|----------|
| OUT              | IN                        | IN                  | IN                 | IN                  | IN            | IN                | IN                | IN  | +        |
| Footbrake        | Drivers door opening sim. | Turn off the engine | Turn on the engine | Turn signal control | Trunk release | Opening all doors | Closing all doors | GND | PWR +12V |
| 1                | 2                         | 3                   | 4                  | 5                   | 6             | 7                 | 8                 | 9   | 10       |
| +                | +                         | +                   | +                  | +                   | +             | +                 | +                 | +   | +        |

Attention: Switches



**LAND ROVER RANGE ROVER (L322)**

year: **2006** →

program No: **11213**

from: **2019-11-19**

| connector 8 pin |        |        |        |        |        |                           |                         | connector 15 pin   |                        |           |            |                  |              |                     |                       |                    |                     |              |                |                    |          |              | connector 10 pin |                           |                     |                    |                     |               |                   |                   |     |          |                         |                              |                 |   |   |   |   |   |
|-----------------|--------|--------|--------|--------|--------|---------------------------|-------------------------|--------------------|------------------------|-----------|------------|------------------|--------------|---------------------|-----------------------|--------------------|---------------------|--------------|----------------|--------------------|----------|--------------|------------------|---------------------------|---------------------|--------------------|---------------------|---------------|-------------------|-------------------|-----|----------|-------------------------|------------------------------|-----------------|---|---|---|---|---|
| CAN H           | CAN L  | CAN H  | CAN L  | CAN H  | CAN L  | OUT +                     | OUT -                   | OUT                | OUT                    | OUT       | OUT        | OUT              | OUT          | OUT                 | OUT                   | OUT                | OUT                 | OUT          | OUT            | OUT                | OUT      | OUT          | IN               | IN                        | IN                  | IN                 | IN                  | IN            | IN                | IN                | IN  | IN       |                         |                              |                 |   |   |   |   |   |
| CAN1-H          | CAN1-L | CAN2-H | CAN2-L | CAN3-H | CAN3-L | Alternative blink control | Alt. contr. centr. lock | Driver door sensor | Passengers door sensor | Trunk lid | Hood sense | Original alarm++ | Arming state | Lock factory remote | Unlock factory remote | Any button pressed | Handbrake / Parking | Speed 10kmph | Engine running | Engine speed (RPM) | Ignition | Key inserted | Footbrake        | Drivers door opening sim. | Turn off the engine | Turn on the engine | Turn signal control | Trunk release | Opening all doors | Closing all doors | GND | PWR +12V | Contr. of factory alarm | Contr. c.lock when ign.is on | Comfort closure |   |   |   |   |   |
| 1               | 2      | 3      | 4      | 5      | 6      | 7                         | 8                       | 1                  | 2                      | 3         | 4          | 5                | 6            | 7                   | 8                     | 9                  | 10                  | 11           | 12             | 13                 | 14       | 15           | 1                | 2                         | 3                   | 4                  | 5                   | 6             | 7                 | 8                 | 9   | 10       |                         |                              |                 |   |   |   |   |   |
| +               | +      | +      | +      | +      | +      | +                         | +                       | +                  | +                      | +         | +          | +                | +            | +                   | +                     | +                  | +                   | +            | +              | +                  | +        | +            | +                | +                         | +                   | +                  | +                   | +             | +                 | +                 | +   | +        | +                       | +                            | +               | + | + | + | + | + |

Attention: Switches

**LAND ROVER RANGE ROVER EVOQUE (L551)**

year: **2021** →

with and without Keyless System

program No: **13781**

from: **2023-03-28**

| connector 8 pin |        |        |        |        |        |                           |                         | connector 15 pin   |                        |           |            |                  |              |                     |                       |                    |                     |              |                |                    |          |              | connector 10 pin |                           |                     |                    |                     |               |                   |                   |     |          |                         |                              |                 |   |   |   |   |   |
|-----------------|--------|--------|--------|--------|--------|---------------------------|-------------------------|--------------------|------------------------|-----------|------------|------------------|--------------|---------------------|-----------------------|--------------------|---------------------|--------------|----------------|--------------------|----------|--------------|------------------|---------------------------|---------------------|--------------------|---------------------|---------------|-------------------|-------------------|-----|----------|-------------------------|------------------------------|-----------------|---|---|---|---|---|
| CAN H           | CAN L  | CAN H  | CAN L  | CAN H  | CAN L  | OUT +                     | OUT -                   | OUT                | OUT                    | OUT       | OUT        | OUT              | OUT          | OUT                 | OUT                   | OUT                | OUT                 | OUT          | OUT            | OUT                | OUT      | OUT          | IN               | IN                        | IN                  | IN                 | IN                  | IN            | IN                | IN                | IN  | IN       |                         |                              |                 |   |   |   |   |   |
| CAN1-H          | CAN1-L | CAN2-H | CAN2-L | CAN3-H | CAN3-L | Alternative blink control | Alt. contr. centr. lock | Driver door sensor | Passengers door sensor | Trunk lid | Hood sense | Original alarm++ | Arming state | Lock factory remote | Unlock factory remote | Any button pressed | Handbrake / Parking | Speed 10kmph | Engine running | Engine speed (RPM) | Ignition | Key inserted | Footbrake        | Drivers door opening sim. | Turn off the engine | Turn on the engine | Turn signal control | Trunk release | Opening all doors | Closing all doors | GND | PWR +12V | Contr. of factory alarm | Contr. c.lock when ign.is on | Comfort closure |   |   |   |   |   |
| 1               | 2      | 3      | 4      | 5      | 6      | 7                         | 8                       | 1                  | 2                      | 3         | 4          | 5                | 6            | 7                   | 8                     | 9                  | 10                  | 11           | 12             | 13                 | 14       | 15           | 1                | 2                         | 3                   | 4                  | 5                   | 6             | 7                 | 8                 | 9   | 10       |                         |                              |                 |   |   |   |   |   |
| +               | +      | +      | +      | +      | +      | +                         | +                       | +                  | +                      | +         | +          | +                | +            | +                   | +                     | +                  | +                   | +            | +              | +                  | +        | +            | +                | +                         | +                   | +                  | +                   | +             | +                 | +                 | +   | +        | +                       | +                            | +               | + | + | + | + | + |

Attention: Switches

**LAND ROVER RANGE ROVER EVOQUE (L551) (Hybrid) (Plug-in)**

year: **2021** →

with and without Keyless System

program No: **14351**

from: **2023-03-28**

| connector 8 pin |        |        |        |        |        |                           |                         | connector 15 pin   |                        |           |            |                  |              |                     |                       |                    |                     |              |                |                    |          |              | connector 10 pin |                           |                     |                    |                     |               |                   |                   |     |          |                         |                              |                 |   |   |   |   |   |
|-----------------|--------|--------|--------|--------|--------|---------------------------|-------------------------|--------------------|------------------------|-----------|------------|------------------|--------------|---------------------|-----------------------|--------------------|---------------------|--------------|----------------|--------------------|----------|--------------|------------------|---------------------------|---------------------|--------------------|---------------------|---------------|-------------------|-------------------|-----|----------|-------------------------|------------------------------|-----------------|---|---|---|---|---|
| CAN H           | CAN L  | CAN H  | CAN L  | CAN H  | CAN L  | OUT +                     | OUT -                   | OUT                | OUT                    | OUT       | OUT        | OUT              | OUT          | OUT                 | OUT                   | OUT                | OUT                 | OUT          | OUT            | OUT                | OUT      | OUT          | IN               | IN                        | IN                  | IN                 | IN                  | IN            | IN                | IN                | IN  | IN       |                         |                              |                 |   |   |   |   |   |
| CAN1-H          | CAN1-L | CAN2-H | CAN2-L | CAN3-H | CAN3-L | Alternative blink control | Alt. contr. centr. lock | Driver door sensor | Passengers door sensor | Trunk lid | Hood sense | Original alarm++ | Arming state | Lock factory remote | Unlock factory remote | Any button pressed | Handbrake / Parking | Speed 10kmph | Engine running | Engine speed (RPM) | Ignition | Key inserted | Footbrake        | Drivers door opening sim. | Turn off the engine | Turn on the engine | Turn signal control | Trunk release | Opening all doors | Closing all doors | GND | PWR +12V | Contr. of factory alarm | Contr. c.lock when ign.is on | Comfort closure |   |   |   |   |   |
| 1               | 2      | 3      | 4      | 5      | 6      | 7                         | 8                       | 1                  | 2                      | 3         | 4          | 5                | 6            | 7                   | 8                     | 9                  | 10                  | 11           | 12             | 13                 | 14       | 15           | 1                | 2                         | 3                   | 4                  | 5                   | 6             | 7                 | 8                 | 9   | 10       |                         |                              |                 |   |   |   |   |   |
| +               | +      | +      | +      | +      | +      | +                         | +                       | +                  | +                      | +         | +          | +                | +            | +                   | +                     | +                  | +                   | +            | +              | +                  | +        | +            | +                | +                         | +                   | +                  | +                   | +             | +                 | +                 | +   | +        | +                       | +                            | +               | + | + | + | + | + |

Attention: Switches

**LAND ROVER RANGE ROVER EVOQUE (L551)**

year: **2019** →

with and without Keyless System

program No: **12882**

from: **2020-07-15**

| connector 8 pin |        |        |        |        |        |                           |                         | connector 15 pin   |                        |           |            |                  |              |                     |                       |                    |                     |              |                |                    |          |              | connector 10 pin |                           |                     |                    |                     |               |                   |                   |     |          |                         |                              |                 |   |   |   |   |   |
|-----------------|--------|--------|--------|--------|--------|---------------------------|-------------------------|--------------------|------------------------|-----------|------------|------------------|--------------|---------------------|-----------------------|--------------------|---------------------|--------------|----------------|--------------------|----------|--------------|------------------|---------------------------|---------------------|--------------------|---------------------|---------------|-------------------|-------------------|-----|----------|-------------------------|------------------------------|-----------------|---|---|---|---|---|
| CAN H           | CAN L  | CAN H  | CAN L  | CAN H  | CAN L  | OUT +                     | OUT -                   | OUT                | OUT                    | OUT       | OUT        | OUT              | OUT          | OUT                 | OUT                   | OUT                | OUT                 | OUT          | OUT            | OUT                | OUT      | OUT          | IN               | IN                        | IN                  | IN                 | IN                  | IN            | IN                | IN                | IN  | IN       |                         |                              |                 |   |   |   |   |   |
| CAN1-H          | CAN1-L | CAN2-H | CAN2-L | CAN3-H | CAN3-L | Alternative blink control | Alt. contr. centr. lock | Driver door sensor | Passengers door sensor | Trunk lid | Hood sense | Original alarm++ | Arming state | Lock factory remote | Unlock factory remote | Any button pressed | Handbrake / Parking | Speed 10kmph | Engine running | Engine speed (RPM) | Ignition | Key inserted | Footbrake        | Drivers door opening sim. | Turn off the engine | Turn on the engine | Turn signal control | Trunk release | Opening all doors | Closing all doors | GND | PWR +12V | Contr. of factory alarm | Contr. c.lock when ign.is on | Comfort closure |   |   |   |   |   |
| 1               | 2      | 3      | 4      | 5      | 6      | 7                         | 8                       | 1                  | 2                      | 3         | 4          | 5                | 6            | 7                   | 8                     | 9                  | 10                  | 11           | 12             | 13                 | 14       | 15           | 1                | 2                         | 3                   | 4                  | 5                   | 6             | 7                 | 8                 | 9   | 10       |                         |                              |                 |   |   |   |   |   |
| +               | +      | +      | +      | +      | +      | +                         | +                       | +                  | +                      | +         | +          | +                | +            | +                   | +                     | +                  | +                   | +            | +              | +                  | +        | +            | +                | +                         | +                   | +                  | +                   | +             | +                 | +                 | +   | +        | +                       | +                            | +               | + | + | + | + | + |

Attention: Switches

**LAND ROVER RANGE ROVER EVOQUE (L538)**

year: **2017** →

with and without Keyless System

program No: **12745**

from: **2021-12-10**

| connector 8 pin |        |        |        |        |        |                           |                         | connector 15 pin   |                        |           |            |                  |              |                     |                       |                    |                     |              |                |                    |          |              | connector 10 pin |                           |                     |                    |                     |               |                   |                   |     |          |                         |                              |                 |   |   |   |   |   |
|-----------------|--------|--------|--------|--------|--------|---------------------------|-------------------------|--------------------|------------------------|-----------|------------|------------------|--------------|---------------------|-----------------------|--------------------|---------------------|--------------|----------------|--------------------|----------|--------------|------------------|---------------------------|---------------------|--------------------|---------------------|---------------|-------------------|-------------------|-----|----------|-------------------------|------------------------------|-----------------|---|---|---|---|---|
| CAN H           | CAN L  | CAN H  | CAN L  | CAN H  | CAN L  | OUT +                     | OUT -                   | OUT                | OUT                    | OUT       | OUT        | OUT              | OUT          | OUT                 | OUT                   | OUT                | OUT                 | OUT          | OUT            | OUT                | OUT      | OUT          | IN               | IN                        | IN                  | IN                 | IN                  | IN            | IN                | IN                | IN  | IN       |                         |                              |                 |   |   |   |   |   |
| CAN1-H          | CAN1-L | CAN2-H | CAN2-L | CAN3-H | CAN3-L | Alternative blink control | Alt. contr. centr. lock | Driver door sensor | Passengers door sensor | Trunk lid | Hood sense | Original alarm++ | Arming state | Lock factory remote | Unlock factory remote | Any button pressed | Handbrake / Parking | Speed 10kmph | Engine running | Engine speed (RPM) | Ignition | Key inserted | Footbrake        | Drivers door opening sim. | Turn off the engine | Turn on the engine | Turn signal control | Trunk release | Opening all doors | Closing all doors | GND | PWR +12V | Contr. of factory alarm | Contr. c.lock when ign.is on | Comfort closure |   |   |   |   |   |
| 1               | 2      | 3      | 4      | 5      | 6      | 7                         | 8                       | 1                  | 2                      | 3         | 4          | 5                | 6            | 7                   | 8                     | 9                  | 10                  | 11           | 12             | 13                 | 14       | 15           | 1                | 2                         | 3                   | 4                  | 5                   | 6             | 7                 | 8                 | 9   | 10       |                         |                              |                 |   |   |   |   |   |
| +               | +      | +      | +      | +      | +      | +                         | +                       | +                  | +                      | +         | +          | +                | +            | +                   | +                     | +                  | +                   | +            | +              | +                  | +        | +            | +                | +                         | +                   | +                  | +                   | +             | +                 | +                 | +   | +        | +                       | +                            | +               | + | + | + | + | + |

Attention: Switches

**LAND ROVER RANGE ROVER EVOQUE (L538)**

year: 2014 →

with and without Keyless System

program №: 11446

from: 2021-12-10

| connector 8 pin |        |        |        |        |        |                           |                         |
|-----------------|--------|--------|--------|--------|--------|---------------------------|-------------------------|
| CAN H           | CAN L  | CAN H  | CAN L  | CAN H  | CAN L  | OUT +                     | OUT -                   |
| CAN1-H          | CAN1-L | CAN2-H | CAN2-L | CAN3-H | CAN3-L | Alternative blink control | Alt. contr. centr. lock |
| 1               | 2      | 3      | 4      | 5      | 6      | 7                         | 8                       |
| +               | +      | +      | +      | +      | +      | +                         | +                       |

Attention:



**LAND ROVER RANGE ROVER EVOQUE (L538)**

year: 2011 →

with and without Keyless System

program №: 13418

from: 2021-12-10

| connector 8 pin |        |        |        |        |        |                           |                         |
|-----------------|--------|--------|--------|--------|--------|---------------------------|-------------------------|
| CAN H           | CAN L  | CAN H  | CAN L  | CAN H  | CAN L  | OUT +                     | OUT -                   |
| CAN1-H          | CAN1-L | CAN2-H | CAN2-L | CAN3-H | CAN3-L | Alternative blink control | Alt. contr. centr. lock |
| 1               | 2      | 3      | 4      | 5      | 6      | 7                         | 8                       |
| +               | +      | +      | +      | +      | +      | +                         | +                       |

Attention:



**LAND ROVER RANGE ROVER SPORT (L461)**

year: 2023 →

with and without Keyless System

program №: 14611

from: 2023-02-23

| connector 8 pin |        |        |        |        |        |                           |                         |
|-----------------|--------|--------|--------|--------|--------|---------------------------|-------------------------|
| CAN H           | CAN L  | CAN H  | CAN L  | CAN H  | CAN L  | OUT +                     | OUT -                   |
| CAN1-H          | CAN1-L | CAN2-H | CAN2-L | CAN3-H | CAN3-L | Alternative blink control | Alt. contr. centr. lock |
| 1               | 2      | 3      | 4      | 5      | 6      | 7                         | 8                       |
| +               | +      | +      | +      | +      | +      | +                         | +                       |

Attention:



**LAND ROVER RANGE ROVER SPORT (L494)**

year: 2018 →

with and without Keyless System

program №: 12429

from: 2021-09-01

| connector 8 pin |        |        |        |        |        |                           |                         |
|-----------------|--------|--------|--------|--------|--------|---------------------------|-------------------------|
| CAN H           | CAN L  | CAN H  | CAN L  | CAN H  | CAN L  | OUT +                     | OUT -                   |
| CAN1-H          | CAN1-L | CAN2-H | CAN2-L | CAN3-H | CAN3-L | Alternative blink control | Alt. contr. centr. lock |
| 1               | 2      | 3      | 4      | 5      | 6      | 7                         | 8                       |
| +               | +      | +      | +      | +      | +      | +                         | +                       |

Attention:



**LAND ROVER RANGE ROVER SPORT (L494)**

year: 2017 →

with and without Keyless System

program №: 11849

from: 2021-12-10

| connector 8 pin |        |        |        |        |        |                           |                         |
|-----------------|--------|--------|--------|--------|--------|---------------------------|-------------------------|
| CAN H           | CAN L  | CAN H  | CAN L  | CAN H  | CAN L  | OUT +                     | OUT -                   |
| CAN1-H          | CAN1-L | CAN2-H | CAN2-L | CAN3-H | CAN3-L | Alternative blink control | Alt. contr. centr. lock |
| 1               | 2      | 3      | 4      | 5      | 6      | 7                         | 8                       |
| +               | +      | +      | +      | +      | +      | +                         | +                       |

Attention:



| connector 15 pin   |                        |           |            |                  |              |                     |                       |                    |                     |              |                |                    |          |              |
|--------------------|------------------------|-----------|------------|------------------|--------------|---------------------|-----------------------|--------------------|---------------------|--------------|----------------|--------------------|----------|--------------|
| OUT -              | OUT -                  | OUT -     | OUT -      | OUT -            | OUT -        | OUT -               | OUT -                 | OUT -              | OUT -               | OUT -        | OUT -          | OUT -              | OUT -    | OUT -        |
| Driver door sensor | Passengers door sensor | Trunk lid | Hood sense | Original alarm++ | Arming state | Lock factory remote | Unlock factory remote | Any button pressed | Handbrake / Parking | Speed 10kmph | Engine running | Engine speed (RPM) | Ignition | Key inserted |
| 1                  | 2                      | 3         | 4          | 5                | 6            | 7                   | 8                     | 9                  | 10                  | 11           | 12             | 13                 | 14       | 15           |
| +                  | +                      | +         | +          | +                | +            | +                   | +                     | +                  | +                   | +            | +              | +                  | +        | +            |

Attention:

| connector 10 pin |                           |                     |                    |                     |               |                   |                   |      |          |
|------------------|---------------------------|---------------------|--------------------|---------------------|---------------|-------------------|-------------------|------|----------|
| OUT +            | IN -                      | IN -                | IN -               | IN -                | IN -          | IN -              | IN -              | IN - | IN -     |
| Footbrake        | Drivers door opening sim. | Turn off the engine | Turn on the engine | Turn signal control | Trunk release | Opening all doors | Closing all doors | GND  | PWR +12V |
| 1                | 2                         | 3                   | 4                  | 5                   | 6             | 7                 | 8                 | 9    | 10       |
| +                | +                         | +                   | +                  | +                   | +             | +                 | +                 | +    | +        |

Attention:

|                         |                              |                 |
|-------------------------|------------------------------|-----------------|
| Contr. of factory alarm | Contr.c.lock. when ign.is on | Comfort closure |
|-------------------------|------------------------------|-----------------|

Attention:

**LAND ROVER RANGE ROVER SPORT (L494)**

year: 2016 →

with and without Keyless System

program #: 13697

from: 2021-12-10

| connector 8 pin |        |        |        |        |        |                           |                         |
|-----------------|--------|--------|--------|--------|--------|---------------------------|-------------------------|
| CAN H           | CAN L  | CAN H  | CAN L  | CAN H  | CAN L  | OUT +                     | OUT -                   |
| CAN1-H          | CAN1-L | CAN2-H | CAN2-L | CAN3-H | CAN3-L | Alternative blink control | Alt. contr. centr. lock |
| 1               | 2      | 3      | 4      | 5      | 6      | 7                         | 8                       |
| +               | +      | +      | +      | +      | +      | +                         | +                       |

| connector 15 pin   |                        |           |            |                  |              |                     |                       |                    |                     |              |                |                    |          |              |
|--------------------|------------------------|-----------|------------|------------------|--------------|---------------------|-----------------------|--------------------|---------------------|--------------|----------------|--------------------|----------|--------------|
| OUT                | OUT                    | OUT       | OUT        | OUT              | OUT          | OUT                 | OUT                   | OUT                | OUT                 | OUT          | OUT            | OUT                | OUT      | OUT          |
| Driver door sensor | Passengers door sensor | Trunk lid | Hood sense | Original alarm++ | Arming state | Lock factory remote | Unlock factory remote | Any button pressed | Handbrake / Parking | Speed 10kmph | Engine running | Engine speed (RPM) | Ignition | Key inserted |
| 1                  | 2                      | 3         | 4          | 5                | 6            | 7                   | 8                     | 9                  | 10                  | 11           | 12             | 13                 | 14       | 15           |
| +                  | +                      | +         | +          | +                | +            | +                   | +                     | +                  | +                   | +            | +              | +                  | +        | +            |

| connector 10 pin |                           |                     |                    |                     |               |                   |                   |     |          |
|------------------|---------------------------|---------------------|--------------------|---------------------|---------------|-------------------|-------------------|-----|----------|
| OUT              | IN                        | IN                  | IN                 | IN                  | IN            | IN                | IN                | IN  | IN       |
| Footbrake        | Drivers door opening sim. | Turn off the engine | Turn on the engine | Turn signal control | Trunk release | Opening all doors | Closing all doors | GND | PWR +12V |
| 1                | 2                         | 3                   | 4                  | 5                   | 6             | 7                 | 8                 | 9   | 10       |
| +                | +                         | +                   | +                  | +                   | +             | +                 | +                 | +   | +        |

|                              |
|------------------------------|
| Contr. of factory alarm      |
| Contr.c.lock, when ign.is on |
| Comfort closure              |

Attention:



**LAND ROVER RANGE ROVER SPORT (L494)**

year: 2014 →

with and without Keyless System

program #: 11445

from: 2023-01-19

| connector 8 pin |        |        |        |        |        |                           |                         |
|-----------------|--------|--------|--------|--------|--------|---------------------------|-------------------------|
| CAN H           | CAN L  | CAN H  | CAN L  | CAN H  | CAN L  | OUT +                     | OUT -                   |
| CAN1-H          | CAN1-L | CAN2-H | CAN2-L | CAN3-H | CAN3-L | Alternative blink control | Alt. contr. centr. lock |
| 1               | 2      | 3      | 4      | 5      | 6      | 7                         | 8                       |
| +               | +      | +      | +      | +      | +      | +                         | +                       |

| connector 15 pin   |                        |           |            |                  |              |                     |                       |                    |                     |              |                |                    |          |              |
|--------------------|------------------------|-----------|------------|------------------|--------------|---------------------|-----------------------|--------------------|---------------------|--------------|----------------|--------------------|----------|--------------|
| OUT                | OUT                    | OUT       | OUT        | OUT              | OUT          | OUT                 | OUT                   | OUT                | OUT                 | OUT          | OUT            | OUT                | OUT      | OUT          |
| Driver door sensor | Passengers door sensor | Trunk lid | Hood sense | Original alarm++ | Arming state | Lock factory remote | Unlock factory remote | Any button pressed | Handbrake / Parking | Speed 10kmph | Engine running | Engine speed (RPM) | Ignition | Key inserted |
| 1                  | 2                      | 3         | 4          | 5                | 6            | 7                   | 8                     | 9                  | 10                  | 11           | 12             | 13                 | 14       | 15           |
| +                  | +                      | +         | +          | +                | +            | +                   | +                     | +                  | +                   | +            | +              | +                  | +        | +            |

| connector 10 pin |                           |                     |                    |                     |               |                   |                   |     |          |
|------------------|---------------------------|---------------------|--------------------|---------------------|---------------|-------------------|-------------------|-----|----------|
| OUT              | IN                        | IN                  | IN                 | IN                  | IN            | IN                | IN                | IN  | IN       |
| Footbrake        | Drivers door opening sim. | Turn off the engine | Turn on the engine | Turn signal control | Trunk release | Opening all doors | Closing all doors | GND | PWR +12V |
| 1                | 2                         | 3                   | 4                  | 5                   | 6             | 7                 | 8                 | 9   | 10       |
| +                | +                         | +                   | +                  | +                   | +             | +                 | +                 | +   | +        |

|                              |
|------------------------------|
| Contr. of factory alarm      |
| Contr.c.lock, when ign.is on |
| Comfort closure              |

Attention:



**LAND ROVER RANGE ROVER SPORT (L320)**

year: 2010 →

with and without Keyless System

program #: 13252

from: 2021-10-22

| connector 8 pin |        |        |        |        |        |                           |                         |
|-----------------|--------|--------|--------|--------|--------|---------------------------|-------------------------|
| CAN H           | CAN L  | CAN H  | CAN L  | CAN H  | CAN L  | OUT +                     | OUT -                   |
| CAN1-H          | CAN1-L | CAN2-H | CAN2-L | CAN3-H | CAN3-L | Alternative blink control | Alt. contr. centr. lock |
| 1               | 2      | 3      | 4      | 5      | 6      | 7                         | 8                       |
| +               | +      | +      | +      | +      | +      | +                         | +                       |

| connector 15 pin   |                        |           |            |                  |              |                     |                       |                    |                     |              |                |                    |          |              |
|--------------------|------------------------|-----------|------------|------------------|--------------|---------------------|-----------------------|--------------------|---------------------|--------------|----------------|--------------------|----------|--------------|
| OUT                | OUT                    | OUT       | OUT        | OUT              | OUT          | OUT                 | OUT                   | OUT                | OUT                 | OUT          | OUT            | OUT                | OUT      | OUT          |
| Driver door sensor | Passengers door sensor | Trunk lid | Hood sense | Original alarm++ | Arming state | Lock factory remote | Unlock factory remote | Any button pressed | Handbrake / Parking | Speed 10kmph | Engine running | Engine speed (RPM) | Ignition | Key inserted |
| 1                  | 2                      | 3         | 4          | 5                | 6            | 7                   | 8                     | 9                  | 10                  | 11           | 12             | 13                 | 14       | 15           |
| +                  | +                      | +         | +          | +                | +            | +                   | +                     | +                  | +                   | +            | +              | +                  | +        | +            |

| connector 10 pin |                           |                     |                    |                     |               |                   |                   |     |          |
|------------------|---------------------------|---------------------|--------------------|---------------------|---------------|-------------------|-------------------|-----|----------|
| OUT              | IN                        | IN                  | IN                 | IN                  | IN            | IN                | IN                | IN  | IN       |
| Footbrake        | Drivers door opening sim. | Turn off the engine | Turn on the engine | Turn signal control | Trunk release | Opening all doors | Closing all doors | GND | PWR +12V |
| 1                | 2                         | 3                   | 4                  | 5                   | 6             | 7                 | 8                 | 9   | 10       |
| +                | +                         | +                   | +                  | +                   | +             | +                 | +                 | +   | +        |

|                              |
|------------------------------|
| Contr. of factory alarm      |
| Contr.c.lock, when ign.is on |
| Comfort closure              |

Attention:



**LAND ROVER RANGE ROVER SPORT (L320)**

year: 2006 →

with and without Keyless System

program #: 11199

from: 2019-11-19


| connector 8 pin |        |        |        |        |        |                           |                         |
|-----------------|--------|--------|--------|--------|--------|---------------------------|-------------------------|
| CAN H           | CAN L  | CAN H  | CAN L  | CAN H  | CAN L  | OUT +                     | OUT -                   |
| CAN1-H          | CAN1-L | CAN2-H | CAN2-L | CAN3-H | CAN3-L | Alternative blink control | Alt. contr. centr. lock |
| 1               | 2      | 3      | 4      | 5      | 6      | 7                         | 8                       |
| +               | +      | +      | +      | +      | +      | +                         | +                       |

| connector 15 pin   |                        |           |            |                  |              |                     |                       |                    |                     |              |                |                    |          |              |
|--------------------|------------------------|-----------|------------|------------------|--------------|---------------------|-----------------------|--------------------|---------------------|--------------|----------------|--------------------|----------|--------------|
| OUT                | OUT                    | OUT       | OUT        | OUT              | OUT          | OUT                 | OUT                   | OUT                | OUT                 | OUT          | OUT            | OUT                | OUT      | OUT          |
| Driver door sensor | Passengers door sensor | Trunk lid | Hood sense | Original alarm++ | Arming state | Lock factory remote | Unlock factory remote | Any button pressed | Handbrake / Parking | Speed 10kmph | Engine running | Engine speed (RPM) | Ignition | Key inserted |
| 1                  | 2                      | 3         | 4          | 5                | 6            | 7                   | 8                     | 9                  | 10                  | 11           | 12             | 13                 | 14       | 15           |
| +                  | +                      | +         | +          | +                | +            | +                   | +                     | +                  | +                   | +            | +              | +                  | +        | +            |

| connector 10 pin |                           |                     |                    |                     |               |                   |                   |     |          |
|------------------|---------------------------|---------------------|--------------------|---------------------|---------------|-------------------|-------------------|-----|----------|
| OUT              | IN                        | IN                  | IN                 | IN                  | IN            | IN                | IN                | IN  | IN       |
| Footbrake        | Drivers door opening sim. | Turn off the engine | Turn on the engine | Turn signal control | Trunk release | Opening all doors | Closing all doors | GND | PWR +12V |
| 1                | 2                         | 3                   | 4                  | 5                   | 6             | 7                 | 8                 | 9   | 10       |
| +                | +                         | +                   | +                  | +                   | +             | +                 | +                 | +   | +        |

|                              |
|------------------------------|
| Contr. of factory alarm      |
| Contr.c.lock, when ign.is on |
| Comfort closure              |

Attention:



**LAND ROVER RANGE ROVER VELAR (L560)**

year: 2021 →

with and without Keyless System

program #: 13779

from: 2023-03-28

| connector 8 pin |        |        |        |        |        |                           |                         |
|-----------------|--------|--------|--------|--------|--------|---------------------------|-------------------------|
| CAN H           | CAN L  | CAN H  | CAN L  | CAN H  | CAN L  | OUT +                     | OUT -                   |
| CAN1-H          | CAN1-L | CAN2-H | CAN2-L | CAN3-H | CAN3-L | Alternative blink control | Alt. contr. centr. lock |
| 1               | 2      | 3      | 4      | 5      | 6      | 7                         | 8                       |
| +               | +      | +      | +      | +      | +      | +                         | +                       |

| connector 15 pin   |                        |           |            |                  |              |                     |                       |                    |                     |              |                |                    |          |              |
|--------------------|------------------------|-----------|------------|------------------|--------------|---------------------|-----------------------|--------------------|---------------------|--------------|----------------|--------------------|----------|--------------|
| OUT                | OUT                    | OUT       | OUT        | OUT              | OUT          | OUT                 | OUT                   | OUT                | OUT                 | OUT          | OUT            | OUT                | OUT      | OUT          |
| Driver door sensor | Passengers door sensor | Trunk lid | Hood sense | Original alarm++ | Arming state | Lock factory remote | Unlock factory remote | Any button pressed | Handbrake / Parking | Speed 10kmph | Engine running | Engine speed (RPM) | Ignition | Key inserted |
| 1                  | 2                      | 3         | 4          | 5                | 6            | 7                   | 8                     | 9                  | 10                  | 11           | 12             | 13                 | 14       | 15           |
| +                  | +                      | +         | +          | +                | +            | +                   | +                     | +                  | +                   | +            | +              | +                  | +        | +            |

| connector 10 pin |                           |                     |                    |                     |               |                   |                   |     |          |
|------------------|---------------------------|---------------------|--------------------|---------------------|---------------|-------------------|-------------------|-----|----------|
| OUT              | IN                        | IN                  | IN                 | IN                  | IN            | IN                | IN                | IN  | IN       |
| Footbrake        | Drivers door opening sim. | Turn off the engine | Turn on the engine | Turn signal control | Trunk release | Opening all doors | Closing all doors | GND | PWR +12V |
| 1                | 2                         | 3                   | 4                  | 5                   | 6             | 7                 | 8                 | 9   | 10       |
| +                | +                         | +                   | +                  | +                   | +             | +                 | +                 | +   | +        |

|                              |
|------------------------------|
| Contr. of factory alarm      |
| Contr.c.lock, when ign.is on |
| Comfort closure              |

Attention:



**LAND ROVER RANGE ROVER VELAR (L560) (Hybrid) (Plug-in)**

year: 2021 →

with and without Keyless System

program №: 14754

from: 2023-06-14

| connector 8 pin |        |        |        |        |        |                           |                         |
|-----------------|--------|--------|--------|--------|--------|---------------------------|-------------------------|
| CAN H           | CAN L  | CAN H  | CAN L  | CAN H  | CAN L  | OUT +                     | OUT -                   |
| CAN1-H          | CAN1-L | CAN2-H | CAN2-L | CAN3-H | CAN3-L | Alternative blink control | Alt. contr. centr. lock |
| 1               | 2      | 3      | 4      | 5      | 6      | 7                         | 8                       |
| +               | +      | +      | +      | +      | +      | +                         | +                       |

Attention:

Switches

**LAND ROVER RANGE ROVER VELAR (L560)**

year: 2017 →

program №: 12154

from: 2020-07-15

| connector 8 pin |        |        |        |        |        |                           |                         |
|-----------------|--------|--------|--------|--------|--------|---------------------------|-------------------------|
| CAN H           | CAN L  | CAN H  | CAN L  | CAN H  | CAN L  | OUT +                     | OUT -                   |
| CAN1-H          | CAN1-L | CAN2-H | CAN2-L | CAN3-H | CAN3-L | Alternative blink control | Alt. contr. centr. lock |
| 1               | 2      | 3      | 4      | 5      | 6      | 7                         | 8                       |
| +               | +      | +      | +      | +      | +      | +                         | +                       |

Attention:

Switches

**LAND ROVER RANGE ROVER VOGUE (L405)**

year: 2018 →

program №: 12241

from: 2019-11-19

| connector 8 pin |        |        |        |        |        |                           |                         |
|-----------------|--------|--------|--------|--------|--------|---------------------------|-------------------------|
| CAN H           | CAN L  | CAN H  | CAN L  | CAN H  | CAN L  | OUT +                     | OUT -                   |
| CAN1-H          | CAN1-L | CAN2-H | CAN2-L | CAN3-H | CAN3-L | Alternative blink control | Alt. contr. centr. lock |
| 1               | 2      | 3      | 4      | 5      | 6      | 7                         | 8                       |
| +               | +      | +      | +      | +      | +      | +                         | +                       |

Attention:

Switches

**LAND ROVER RANGE ROVER Vogue (L405)**

year: 2014 →

with and without Keyless System

program №: 11445

from: 2023-01-19

| connector 8 pin |        |        |        |        |        |                           |                         |
|-----------------|--------|--------|--------|--------|--------|---------------------------|-------------------------|
| CAN H           | CAN L  | CAN H  | CAN L  | CAN H  | CAN L  | OUT +                     | OUT -                   |
| CAN1-H          | CAN1-L | CAN2-H | CAN2-L | CAN3-H | CAN3-L | Alternative blink control | Alt. contr. centr. lock |
| 1               | 2      | 3      | 4      | 5      | 6      | 7                         | 8                       |
| +               | +      | +      | +      | +      | +      | +                         | +                       |

Attention:

Switches

**LAND ROVER RANGE ROVER Vogue (L322)**

year: 2006 →

program №: 11213

from: 2017-09-01

| connector 8 pin |        |        |        |        |        |                           |                         |
|-----------------|--------|--------|--------|--------|--------|---------------------------|-------------------------|
| CAN H           | CAN L  | CAN H  | CAN L  | CAN H  | CAN L  | OUT +                     | OUT -                   |
| CAN1-H          | CAN1-L | CAN2-H | CAN2-L | CAN3-H | CAN3-L | Alternative blink control | Alt. contr. centr. lock |
| 1               | 2      | 3      | 4      | 5      | 6      | 7                         | 8                       |
| +               | +      | +      | +      | +      | +      | +                         | +                       |

Attention:

Switches

| connector 15 pin   |                        |           |            |                  |              |                     |                       |                    |                     |              |                |                    |          |              |
|--------------------|------------------------|-----------|------------|------------------|--------------|---------------------|-----------------------|--------------------|---------------------|--------------|----------------|--------------------|----------|--------------|
| OUT                | OUT                    | OUT       | OUT        | OUT              | OUT          | OUT                 | OUT                   | OUT                | OUT                 | OUT          | OUT            | OUT                | OUT      | OUT          |
| Driver door sensor | Passengers door sensor | Trunk lid | Hood sense | Original alarm++ | Arming state | Lock factory remote | Unlock factory remote | Any button pressed | Handbrake / Parking | Speed 10kmph | Engine running | Engine speed (RPM) | Ignition | Key inserted |
| 1                  | 2                      | 3         | 4          | 5                | 6            | 7                   | 8                     | 9                  | 10                  | 11           | 12             | 13                 | 14       | 15           |
| +                  | +                      | +         | +          | +                | +            | +                   | +                     | +                  | +                   | +            | +              | +                  | +        | +            |

| connector 10 pin |                           |                     |                    |                     |               |                   |                   |     |          |
|------------------|---------------------------|---------------------|--------------------|---------------------|---------------|-------------------|-------------------|-----|----------|
| OUT              | IN                        | IN                  | IN                 | IN                  | IN            | IN                | IN                | IN  | +        |
| Footbrake        | Drivers door opening sim. | Turn off the engine | Turn on the engine | Turn signal control | Trunk release | Opening all doors | Closing all doors | GND | PWR +12V |
| 1                | 2                         | 3                   | 4                  | 5                   | 6             | 7                 | 8                 | 9   | 10       |
| +                | +                         | +                   | +                  | +                   | +             | +                 | +                 | +   | +        |

|                               |
|-------------------------------|
| Contr. of factory alarm       |
| Contr. c.lock. when ign.is on |
| Comfort closure               |

| connector 15 pin   |                        |           |            |                  |              |                     |                       |                    |                     |              |                |                    |          |              |
|--------------------|------------------------|-----------|------------|------------------|--------------|---------------------|-----------------------|--------------------|---------------------|--------------|----------------|--------------------|----------|--------------|
| OUT                | OUT                    | OUT       | OUT        | OUT              | OUT          | OUT                 | OUT                   | OUT                | OUT                 | OUT          | OUT            | OUT                | OUT      | OUT          |
| Driver door sensor | Passengers door sensor | Trunk lid | Hood sense | Original alarm++ | Arming state | Lock factory remote | Unlock factory remote | Any button pressed | Handbrake / Parking | Speed 10kmph | Engine running | Engine speed (RPM) | Ignition | Key inserted |
| 1                  | 2                      | 3         | 4          | 5                | 6            | 7                   | 8                     | 9                  | 10                  | 11           | 12             | 13                 | 14       | 15           |
| +                  | +                      | +         | +          | +                | +            | +                   | +                     | +                  | +                   | +            | +              | +                  | +        | +            |

| connector 10 pin |                           |                     |                    |                     |               |                   |                   |     |          |
|------------------|---------------------------|---------------------|--------------------|---------------------|---------------|-------------------|-------------------|-----|----------|
| OUT              | IN                        | IN                  | IN                 | IN                  | IN            | IN                | IN                | IN  | +        |
| Footbrake        | Drivers door opening sim. | Turn off the engine | Turn on the engine | Turn signal control | Trunk release | Opening all doors | Closing all doors | GND | PWR +12V |
| 1                | 2                         | 3                   | 4                  | 5                   | 6             | 7                 | 8                 | 9   | 10       |
| +                | +                         | +                   | +                  | +                   | +             | +                 | +                 | +   | +        |

|                               |
|-------------------------------|
| Contr. of factory alarm       |
| Contr. c.lock. when ign.is on |
| Comfort closure               |

| connector 15 pin   |                        |           |            |                  |              |                     |                       |                    |                     |              |                |                    |          |              |
|--------------------|------------------------|-----------|------------|------------------|--------------|---------------------|-----------------------|--------------------|---------------------|--------------|----------------|--------------------|----------|--------------|
| OUT                | OUT                    | OUT       | OUT        | OUT              | OUT          | OUT                 | OUT                   | OUT                | OUT                 | OUT          | OUT            | OUT                | OUT      | OUT          |
| Driver door sensor | Passengers door sensor | Trunk lid | Hood sense | Original alarm++ | Arming state | Lock factory remote | Unlock factory remote | Any button pressed | Handbrake / Parking | Speed 10kmph | Engine running | Engine speed (RPM) | Ignition | Key inserted |
| 1                  | 2                      | 3         | 4          | 5                | 6            | 7                   | 8                     | 9                  | 10                  | 11           | 12             | 13                 | 14       | 15           |
| +                  | +                      | +         | +          | +                | +            | +                   | +                     | +                  | +                   | +            | +              | +                  | +        | +            |

| connector 10 pin |                           |                     |                    |                     |               |                   |                   |     |          |
|------------------|---------------------------|---------------------|--------------------|---------------------|---------------|-------------------|-------------------|-----|----------|
| OUT              | IN                        | IN                  | IN                 | IN                  | IN            | IN                | IN                | IN  | +        |
| Footbrake        | Drivers door opening sim. | Turn off the engine | Turn on the engine | Turn signal control | Trunk release | Opening all doors | Closing all doors | GND | PWR +12V |
| 1                | 2                         | 3                   | 4                  | 5                   | 6             | 7                 | 8                 | 9   | 10       |
| +                | +                         | +                   | +                  | +                   | +             | +                 | +                 | +   | +        |

|                               |
|-------------------------------|
| Contr. of factory alarm       |
| Contr. c.lock. when ign.is on |
| Comfort closure               |

| connector 15 pin   |                        |           |            |                  |              |                     |                       |                    |                     |              |                |                    |          |              |
|--------------------|------------------------|-----------|------------|------------------|--------------|---------------------|-----------------------|--------------------|---------------------|--------------|----------------|--------------------|----------|--------------|
| OUT                | OUT                    | OUT       | OUT        | OUT              | OUT          | OUT                 | OUT                   | OUT                | OUT                 | OUT          | OUT            | OUT                | OUT      | OUT          |
| Driver door sensor | Passengers door sensor | Trunk lid | Hood sense | Original alarm++ | Arming state | Lock factory remote | Unlock factory remote | Any button pressed | Handbrake / Parking | Speed 10kmph | Engine running | Engine speed (RPM) | Ignition | Key inserted |
| 1                  | 2                      | 3         | 4          | 5                | 6            | 7                   | 8                     | 9                  | 10                  | 11           | 12             | 13                 | 14       | 15           |
| +                  | +                      | +         | +          | +                | +            | +                   | +                     | +                  | +                   | +            | +              | +                  | +        | +            |

| connector 10 pin |                           |                     |                    |                     |               |                   |                   |     |          |
|------------------|---------------------------|---------------------|--------------------|---------------------|---------------|-------------------|-------------------|-----|----------|
| OUT              | IN                        | IN                  | IN                 | IN                  | IN            | IN                | IN                | IN  | +        |
| Footbrake        | Drivers door opening sim. | Turn off the engine | Turn on the engine | Turn signal control | Trunk release | Opening all doors | Closing all doors | GND | PWR +12V |
| 1                | 2                         | 3                   | 4                  | 5                   | 6             | 7                 | 8                 | 9   | 10       |
| +                | +                         | +                   | +                  | +                   | +             | +                 | +                 | +   | +        |

|                               |
|-------------------------------|
| Contr. of factory alarm       |
| Contr. c.lock. when ign.is on |
| Comfort closure               |

| connector 15 pin   |                        |           |            |                  |              |                     |                       |                    |                     |              |                |                    |          |              |
|--------------------|------------------------|-----------|------------|------------------|--------------|---------------------|-----------------------|--------------------|---------------------|--------------|----------------|--------------------|----------|--------------|
| OUT                | OUT                    | OUT       | OUT        | OUT              | OUT          | OUT                 | OUT                   | OUT                | OUT                 | OUT          | OUT            | OUT                | OUT      | OUT          |
| Driver door sensor | Passengers door sensor | Trunk lid | Hood sense | Original alarm++ | Arming state | Lock factory remote | Unlock factory remote | Any button pressed | Handbrake / Parking | Speed 10kmph | Engine running | Engine speed (RPM) | Ignition | Key inserted |
| 1                  | 2                      | 3         | 4          | 5                | 6            | 7                   | 8                     | 9                  | 10                  | 11           | 12             | 13                 | 14       | 15           |
| +                  | +                      | +         | +          | +                | +            | +                   | +                     | +                  | +                   | +            | +              | +                  | +        | +            |

| connector 10 pin |                           |                     |                    |                     |               |                   |                   |     |          |
|------------------|---------------------------|---------------------|--------------------|---------------------|---------------|-------------------|-------------------|-----|----------|
| OUT              | IN                        | IN                  | IN                 | IN                  | IN            | IN                | IN                | IN  | +        |
| Footbrake        | Drivers door opening sim. | Turn off the engine | Turn on the engine | Turn signal control | Trunk release | Opening all doors | Closing all doors | GND | PWR +12V |
| 1                | 2                         | 3                   | 4                  | 5                   | 6             | 7                 | 8                 | 9   | 10       |
| +                | +                         | +                   | +                  | +                   | +             | +                 | +                 | +   | +        |

|                               |
|-------------------------------|
| Contr. of factory alarm       |
| Contr. c.lock. when ign.is on |
| Comfort closure               |

**LEVC TX (Hybrid) (Plug-in)**

year: 2018 →

with and without Keyless System

program #: 14217

from: 2022-05-19

| connector 8 pin |        |        |        |        |        |                           |                         |
|-----------------|--------|--------|--------|--------|--------|---------------------------|-------------------------|
| CAN H           | CAN L  | CAN H  | CAN L  | CAN H  | CAN L  | OUT +                     | OUT -                   |
| CAN1-H          | CAN1-L | CAN2-H | CAN2-L | CAN3-H | CAN3-L | Alternative blink control | Alt. contr. centr. lock |
| 1               | 2      | 3      | 4      | 5      | 6      | 7                         | 8                       |
| +               | +      | +      | +      | +      | +      | +                         | +                       |

| connector 15 pin   |                        |           |            |                  |              |                     |                       |                    |                     |              |                |                    |          |              |
|--------------------|------------------------|-----------|------------|------------------|--------------|---------------------|-----------------------|--------------------|---------------------|--------------|----------------|--------------------|----------|--------------|
| OUT                | OUT                    | OUT       | OUT        | OUT              | OUT          | OUT                 | OUT                   | OUT                | OUT                 | OUT          | OUT            | OUT                | OUT      | OUT          |
| Driver door sensor | Passengers door sensor | Trunk lid | Hood sense | Original alarm++ | Arming state | Lock factory remote | Unlock factory remote | Any button pressed | Handbrake / Parking | Speed 10kmph | Engine running | Engine speed (RPM) | Ignition | Key inserted |
| 1                  | 2                      | 3         | 4          | 5                | 6            | 7                   | 8                     | 9                  | 10                  | 11           | 12             | 13                 | 14       | 15           |
| +                  | +                      | +         | +          | +                | +            | +                   | +                     | +                  | +                   | +            | +              | +                  | +        | +            |

| connector 10 pin |                           |                     |                    |                     |               |                   |                   |     |          |
|------------------|---------------------------|---------------------|--------------------|---------------------|---------------|-------------------|-------------------|-----|----------|
| OUT              | IN                        | IN                  | IN                 | IN                  | IN            | IN                | IN                | IN  | IN       |
| Footbrake        | Drivers door opening sim. | Turn off the engine | Turn on the engine | Turn signal control | Trunk release | Opening all doors | Closing all doors | GND | PWR +12V |
| 1                | 2                         | 3                   | 4                  | 5                   | 6             | 7                 | 8                 | 9   | 10       |
| +                | +                         | +                   | +                  | +                   | +             | +                 | +                 | +   | +        |

|                         |                              |                 |
|-------------------------|------------------------------|-----------------|
| Contr. of factory alarm | Contr.c.lock. when ign.is on | Comfort closure |
| +                       | +                            | +               |

Attention:

**LEXUS CT (Hybrid)**

year: 2018 →

with and without Keyless System

program #: 13193

from: 2020-09-01

| connector 8 pin |        |        |        |        |        |                           |                         |
|-----------------|--------|--------|--------|--------|--------|---------------------------|-------------------------|
| CAN H           | CAN L  | CAN H  | CAN L  | CAN H  | CAN L  | OUT +                     | OUT -                   |
| CAN1-H          | CAN1-L | CAN2-H | CAN2-L | CAN3-H | CAN3-L | Alternative blink control | Alt. contr. centr. lock |
| 1               | 2      | 3      | 4      | 5      | 6      | 7                         | 8                       |
| +               | +      | +      | +      | +      | +      | +                         | +                       |

| connector 15 pin   |                        |           |            |                  |              |                     |                       |                    |                     |              |                |                    |          |              |
|--------------------|------------------------|-----------|------------|------------------|--------------|---------------------|-----------------------|--------------------|---------------------|--------------|----------------|--------------------|----------|--------------|
| OUT                | OUT                    | OUT       | OUT        | OUT              | OUT          | OUT                 | OUT                   | OUT                | OUT                 | OUT          | OUT            | OUT                | OUT      | OUT          |
| Driver door sensor | Passengers door sensor | Trunk lid | Hood sense | Original alarm++ | Arming state | Lock factory remote | Unlock factory remote | Any button pressed | Handbrake / Parking | Speed 10kmph | Engine running | Engine speed (RPM) | Ignition | Key inserted |
| 1                  | 2                      | 3         | 4          | 5                | 6            | 7                   | 8                     | 9                  | 10                  | 11           | 12             | 13                 | 14       | 15           |
| +                  | +                      | +         | +          | +                | +            | +                   | +                     | +                  | +                   | +            | +              | +                  | +        | +            |

| connector 10 pin |                           |                     |                    |                     |               |                   |                   |     |          |
|------------------|---------------------------|---------------------|--------------------|---------------------|---------------|-------------------|-------------------|-----|----------|
| OUT              | IN                        | IN                  | IN                 | IN                  | IN            | IN                | IN                | IN  | IN       |
| Footbrake        | Drivers door opening sim. | Turn off the engine | Turn on the engine | Turn signal control | Trunk release | Opening all doors | Closing all doors | GND | PWR +12V |
| 1                | 2                         | 3                   | 4                  | 5                   | 6             | 7                 | 8                 | 9   | 10       |
| +                | +                         | +                   | +                  | +                   | +             | +                 | +                 | +   | +        |

|                         |                              |                 |
|-------------------------|------------------------------|-----------------|
| Contr. of factory alarm | Contr.c.lock. when ign.is on | Comfort closure |
| +                       | +                            | +               |

Attention:

**LEXUS CT (Hybrid)**

year: 2011 →

with and without Keyless System

program #: 11138

from: 2017-09-01

| connector 8 pin |        |        |        |        |        |                           |                         |
|-----------------|--------|--------|--------|--------|--------|---------------------------|-------------------------|
| CAN H           | CAN L  | CAN H  | CAN L  | CAN H  | CAN L  | OUT +                     | OUT -                   |
| CAN1-H          | CAN1-L | CAN2-H | CAN2-L | CAN3-H | CAN3-L | Alternative blink control | Alt. contr. centr. lock |
| 1               | 2      | 3      | 4      | 5      | 6      | 7                         | 8                       |
| +               | +      | +      | +      | +      | +      | +                         | +                       |

| connector 15 pin   |                        |           |            |                  |              |                     |                       |                    |                     |              |                |                    |          |              |
|--------------------|------------------------|-----------|------------|------------------|--------------|---------------------|-----------------------|--------------------|---------------------|--------------|----------------|--------------------|----------|--------------|
| OUT                | OUT                    | OUT       | OUT        | OUT              | OUT          | OUT                 | OUT                   | OUT                | OUT                 | OUT          | OUT            | OUT                | OUT      | OUT          |
| Driver door sensor | Passengers door sensor | Trunk lid | Hood sense | Original alarm++ | Arming state | Lock factory remote | Unlock factory remote | Any button pressed | Handbrake / Parking | Speed 10kmph | Engine running | Engine speed (RPM) | Ignition | Key inserted |
| 1                  | 2                      | 3         | 4          | 5                | 6            | 7                   | 8                     | 9                  | 10                  | 11           | 12             | 13                 | 14       | 15           |
| +                  | +                      | +         | +          | +                | +            | +                   | +                     | +                  | +                   | +            | +              | +                  | +        | +            |

| connector 10 pin |                           |                     |                    |                     |               |                   |                   |     |          |
|------------------|---------------------------|---------------------|--------------------|---------------------|---------------|-------------------|-------------------|-----|----------|
| OUT              | IN                        | IN                  | IN                 | IN                  | IN            | IN                | IN                | IN  | IN       |
| Footbrake        | Drivers door opening sim. | Turn off the engine | Turn on the engine | Turn signal control | Trunk release | Opening all doors | Closing all doors | GND | PWR +12V |
| 1                | 2                         | 3                   | 4                  | 5                   | 6             | 7                 | 8                 | 9   | 10       |
| +                | +                         | +                   | +                  | +                   | +             | +                 | +                 | +   | +        |

|                         |                              |                 |
|-------------------------|------------------------------|-----------------|
| Contr. of factory alarm | Contr.c.lock. when ign.is on | Comfort closure |
| +                       | +                            | +               |

Attention:

**LEXUS ES (Hybrid)**

year: 2022 →

with and without Keyless System

program #: 13885

from: 2023-04-18

| connector 8 pin |        |        |        |        |        |                           |                         |
|-----------------|--------|--------|--------|--------|--------|---------------------------|-------------------------|
| CAN H           | CAN L  | CAN H  | CAN L  | CAN H  | CAN L  | OUT +                     | OUT -                   |
| CAN1-H          | CAN1-L | CAN2-H | CAN2-L | CAN3-H | CAN3-L | Alternative blink control | Alt. contr. centr. lock |
| 1               | 2      | 3      | 4      | 5      | 6      | 7                         | 8                       |
| +               | +      | +      | +      | +      | +      | +                         | +                       |

| connector 15 pin   |                        |           |            |                  |              |                     |                       |                    |                     |              |                |                    |          |              |
|--------------------|------------------------|-----------|------------|------------------|--------------|---------------------|-----------------------|--------------------|---------------------|--------------|----------------|--------------------|----------|--------------|
| OUT                | OUT                    | OUT       | OUT        | OUT              | OUT          | OUT                 | OUT                   | OUT                | OUT                 | OUT          | OUT            | OUT                | OUT      | OUT          |
| Driver door sensor | Passengers door sensor | Trunk lid | Hood sense | Original alarm++ | Arming state | Lock factory remote | Unlock factory remote | Any button pressed | Handbrake / Parking | Speed 10kmph | Engine running | Engine speed (RPM) | Ignition | Key inserted |
| 1                  | 2                      | 3         | 4          | 5                | 6            | 7                   | 8                     | 9                  | 10                  | 11           | 12             | 13                 | 14       | 15           |
| +                  | +                      | +         | +          | +                | +            | +                   | +                     | +                  | +                   | +            | +              | +                  | +        | +            |

| connector 10 pin |                           |                     |                    |                     |               |                   |                   |     |          |
|------------------|---------------------------|---------------------|--------------------|---------------------|---------------|-------------------|-------------------|-----|----------|
| OUT              | IN                        | IN                  | IN                 | IN                  | IN            | IN                | IN                | IN  | IN       |
| Footbrake        | Drivers door opening sim. | Turn off the engine | Turn on the engine | Turn signal control | Trunk release | Opening all doors | Closing all doors | GND | PWR +12V |
| 1                | 2                         | 3                   | 4                  | 5                   | 6             | 7                 | 8                 | 9   | 10       |
| +                | +                         | +                   | +                  | +                   | +             | +                 | +                 | +   | +        |

|                         |                              |                 |
|-------------------------|------------------------------|-----------------|
| Contr. of factory alarm | Contr.c.lock. when ign.is on | Comfort closure |
| +                       | +                            | +               |

Attention:

**LEXUS ES (Hybrid)**

year: 2019 →

with and without Keyless System

program #: 13192

from: 2023-04-18

| connector 8 pin |        |        |        |        |        |                           |                         |
|-----------------|--------|--------|--------|--------|--------|---------------------------|-------------------------|
| CAN H           | CAN L  | CAN H  | CAN L  | CAN H  | CAN L  | OUT +                     | OUT -                   |
| CAN1-H          | CAN1-L | CAN2-H | CAN2-L | CAN3-H | CAN3-L | Alternative blink control | Alt. contr. centr. lock |
| 1               | 2      | 3      | 4      | 5      | 6      | 7                         | 8                       |
| +               | +      | +      | +      | +      | +      | +                         | +                       |

| connector 15 pin   |                        |           |            |                  |              |                     |                       |                    |                     |              |                |                    |          |              |
|--------------------|------------------------|-----------|------------|------------------|--------------|---------------------|-----------------------|--------------------|---------------------|--------------|----------------|--------------------|----------|--------------|
| OUT                | OUT                    | OUT       | OUT        | OUT              | OUT          | OUT                 | OUT                   | OUT                | OUT                 | OUT          | OUT            | OUT                | OUT      | OUT          |
| Driver door sensor | Passengers door sensor | Trunk lid | Hood sense | Original alarm++ | Arming state | Lock factory remote | Unlock factory remote | Any button pressed | Handbrake / Parking | Speed 10kmph | Engine running | Engine speed (RPM) | Ignition | Key inserted |
| 1                  | 2                      | 3         | 4          | 5                | 6            | 7                   | 8                     | 9                  | 10                  | 11           | 12             | 13                 | 14       | 15           |
| +                  | +                      | +         | +          | +                | +            | +                   | +                     | +                  | +                   | +            | +              | +                  | +        | +            |

| connector 10 pin |                           |                     |                    |                     |               |                   |                   |     |          |
|------------------|---------------------------|---------------------|--------------------|---------------------|---------------|-------------------|-------------------|-----|----------|
| OUT              | IN                        | IN                  | IN                 | IN                  | IN            | IN                | IN                | IN  | IN       |
| Footbrake        | Drivers door opening sim. | Turn off the engine | Turn on the engine | Turn signal control | Trunk release | Opening all doors | Closing all doors | GND | PWR +12V |
| 1                | 2                         | 3                   | 4                  | 5                   | 6             | 7                 | 8                 | 9   | 10       |
| +                | +                         | +                   | +                  | +                   | +             | +                 | +                 | +   | +        |

|                         |                              |                 |
|-------------------------|------------------------------|-----------------|
| Contr. of factory alarm | Contr.c.lock. when ign.is on | Comfort closure |
| +                       | +                            | +               |

Attention:

**LEXUS ES (Hybrid)**

year: 2013 →

with and without Keyless System

program No: 11338

from: 2023-04-18

| connector 8 pin |        |        |        |        |        |                           |                         |
|-----------------|--------|--------|--------|--------|--------|---------------------------|-------------------------|
| CAN H           | CAN L  | CAN H  | CAN L  | CAN H  | CAN L  | OUT +                     | OUT -                   |
| CAN1-H          | CAN1-L | CAN2-H | CAN2-L | CAN3-H | CAN3-L | Alternative blink control | Alt. contr. centr. lock |
| 1               | 2      | 3      | 4      | 5      | 6      | 7                         | 8                       |
| +               | +      |        |        |        |        |                           |                         |

| connector 15 pin   |                        |           |            |                  |              |                     |                       |                    |                     |              |                |                    |          |              |
|--------------------|------------------------|-----------|------------|------------------|--------------|---------------------|-----------------------|--------------------|---------------------|--------------|----------------|--------------------|----------|--------------|
| OUT                | OUT                    | OUT       | OUT        | OUT              | OUT          | OUT                 | OUT                   | OUT                | OUT                 | OUT          | OUT            | OUT                | OUT      | OUT          |
| Driver door sensor | Passengers door sensor | Trunk lid | Hood sense | Original alarm++ | Arming state | Lock factory remote | Unlock factory remote | Any button pressed | Handbrake / Parking | Speed 10kmph | Engine running | Engine speed (RPM) | Ignition | Key inserted |
| 1                  | 2                      | 3         | 4          | 5                | 6            | 7                   | 8                     | 9                  | 10                  | 11           | 12             | 13                 | 14       | 15           |
| +                  | +                      | +         | +          | +                | +            | +                   | +                     | +                  | +                   | +            | +              | +                  | +        | +            |

| connector 10 pin |                           |                     |                    |                     |               |                   |                   |     |          |
|------------------|---------------------------|---------------------|--------------------|---------------------|---------------|-------------------|-------------------|-----|----------|
| OUT              | IN                        | IN                  | IN                 | IN                  | IN            | IN                | IN                | IN  | IN       |
| Footbrake        | Drivers door opening sim. | Turn off the engine | Turn on the engine | Turn signal control | Trunk release | Opening all doors | Closing all doors | GND | PWR +12V |
| 1                | 2                         | 3                   | 4                  | 5                   | 6             | 7                 | 8                 | 9   | 10       |
| +                | +                         |                     |                    |                     |               |                   |                   |     | +        |

Attention:



**LEXUS ES**

year: 2013 →

with and without Keyless System

program No: 11338

from: 2023-04-18

| connector 8 pin |        |        |        |        |        |                           |                         |
|-----------------|--------|--------|--------|--------|--------|---------------------------|-------------------------|
| CAN H           | CAN L  | CAN H  | CAN L  | CAN H  | CAN L  | OUT +                     | OUT -                   |
| CAN1-H          | CAN1-L | CAN2-H | CAN2-L | CAN3-H | CAN3-L | Alternative blink control | Alt. contr. centr. lock |
| 1               | 2      | 3      | 4      | 5      | 6      | 7                         | 8                       |
| +               | +      |        |        |        |        |                           |                         |

| connector 15 pin   |                        |           |            |                  |              |                     |                       |                    |                     |              |                |                    |          |              |
|--------------------|------------------------|-----------|------------|------------------|--------------|---------------------|-----------------------|--------------------|---------------------|--------------|----------------|--------------------|----------|--------------|
| OUT                | OUT                    | OUT       | OUT        | OUT              | OUT          | OUT                 | OUT                   | OUT                | OUT                 | OUT          | OUT            | OUT                | OUT      | OUT          |
| Driver door sensor | Passengers door sensor | Trunk lid | Hood sense | Original alarm++ | Arming state | Lock factory remote | Unlock factory remote | Any button pressed | Handbrake / Parking | Speed 10kmph | Engine running | Engine speed (RPM) | Ignition | Key inserted |
| 1                  | 2                      | 3         | 4          | 5                | 6            | 7                   | 8                     | 9                  | 10                  | 11           | 12             | 13                 | 14       | 15           |
| +                  | +                      | +         | +          | +                | +            | +                   | +                     | +                  | +                   | +            | +              | +                  | +        | +            |

| connector 10 pin |                           |                     |                    |                     |               |                   |                   |     |          |
|------------------|---------------------------|---------------------|--------------------|---------------------|---------------|-------------------|-------------------|-----|----------|
| OUT              | IN                        | IN                  | IN                 | IN                  | IN            | IN                | IN                | IN  | IN       |
| Footbrake        | Drivers door opening sim. | Turn off the engine | Turn on the engine | Turn signal control | Trunk release | Opening all doors | Closing all doors | GND | PWR +12V |
| 1                | 2                         | 3                   | 4                  | 5                   | 6             | 7                 | 8                 | 9   | 10       |
| +                | +                         |                     |                    |                     |               |                   |                   |     | +        |

Attention:



**LEXUS ES**

year: 2007 →

with and without Keyless System

program No: 11138

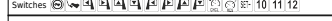
from: 2017-09-01

| connector 8 pin |        |        |        |        |        |                           |                         |
|-----------------|--------|--------|--------|--------|--------|---------------------------|-------------------------|
| CAN H           | CAN L  | CAN H  | CAN L  | CAN H  | CAN L  | OUT +                     | OUT -                   |
| CAN1-H          | CAN1-L | CAN2-H | CAN2-L | CAN3-H | CAN3-L | Alternative blink control | Alt. contr. centr. lock |
| 1               | 2      | 3      | 4      | 5      | 6      | 7                         | 8                       |
| +               | +      |        |        |        |        |                           |                         |

| connector 15 pin   |                        |           |            |                  |              |                     |                       |                    |                     |              |                |                    |          |              |
|--------------------|------------------------|-----------|------------|------------------|--------------|---------------------|-----------------------|--------------------|---------------------|--------------|----------------|--------------------|----------|--------------|
| OUT                | OUT                    | OUT       | OUT        | OUT              | OUT          | OUT                 | OUT                   | OUT                | OUT                 | OUT          | OUT            | OUT                | OUT      | OUT          |
| Driver door sensor | Passengers door sensor | Trunk lid | Hood sense | Original alarm++ | Arming state | Lock factory remote | Unlock factory remote | Any button pressed | Handbrake / Parking | Speed 10kmph | Engine running | Engine speed (RPM) | Ignition | Key inserted |
| 1                  | 2                      | 3         | 4          | 5                | 6            | 7                   | 8                     | 9                  | 10                  | 11           | 12             | 13                 | 14       | 15           |
| +                  | +                      | +         | +          | +                | +            | +                   | +                     | +                  | +                   | +            | +              | +                  | +        | +            |

| connector 10 pin |                           |                     |                    |                     |               |                   |                   |     |          |
|------------------|---------------------------|---------------------|--------------------|---------------------|---------------|-------------------|-------------------|-----|----------|
| OUT              | IN                        | IN                  | IN                 | IN                  | IN            | IN                | IN                | IN  | IN       |
| Footbrake        | Drivers door opening sim. | Turn off the engine | Turn on the engine | Turn signal control | Trunk release | Opening all doors | Closing all doors | GND | PWR +12V |
| 1                | 2                         | 3                   | 4                  | 5                   | 6             | 7                 | 8                 | 9   | 10       |
| +                | +                         |                     |                    |                     |               |                   |                   |     | +        |

Attention:



**LEXUS GS**

year: 2018 →

with and without Keyless System

program No: 14236

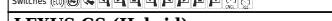
from: 2023-04-18

| connector 8 pin |        |        |        |        |        |                           |                         |
|-----------------|--------|--------|--------|--------|--------|---------------------------|-------------------------|
| CAN H           | CAN L  | CAN H  | CAN L  | CAN H  | CAN L  | OUT +                     | OUT -                   |
| CAN1-H          | CAN1-L | CAN2-H | CAN2-L | CAN3-H | CAN3-L | Alternative blink control | Alt. contr. centr. lock |
| 1               | 2      | 3      | 4      | 5      | 6      | 7                         | 8                       |
| +               | +      |        |        |        |        |                           |                         |

| connector 15 pin   |                        |           |            |                  |              |                     |                       |                    |                     |              |                |                    |          |              |
|--------------------|------------------------|-----------|------------|------------------|--------------|---------------------|-----------------------|--------------------|---------------------|--------------|----------------|--------------------|----------|--------------|
| OUT                | OUT                    | OUT       | OUT        | OUT              | OUT          | OUT                 | OUT                   | OUT                | OUT                 | OUT          | OUT            | OUT                | OUT      | OUT          |
| Driver door sensor | Passengers door sensor | Trunk lid | Hood sense | Original alarm++ | Arming state | Lock factory remote | Unlock factory remote | Any button pressed | Handbrake / Parking | Speed 10kmph | Engine running | Engine speed (RPM) | Ignition | Key inserted |
| 1                  | 2                      | 3         | 4          | 5                | 6            | 7                   | 8                     | 9                  | 10                  | 11           | 12             | 13                 | 14       | 15           |
| +                  | +                      | +         | +          | +                | +            | +                   | +                     | +                  | +                   | +            | +              | +                  | +        | +            |

| connector 10 pin |                           |                     |                    |                     |               |                   |                   |     |          |
|------------------|---------------------------|---------------------|--------------------|---------------------|---------------|-------------------|-------------------|-----|----------|
| OUT              | IN                        | IN                  | IN                 | IN                  | IN            | IN                | IN                | IN  | IN       |
| Footbrake        | Drivers door opening sim. | Turn off the engine | Turn on the engine | Turn signal control | Trunk release | Opening all doors | Closing all doors | GND | PWR +12V |
| 1                | 2                         | 3                   | 4                  | 5                   | 6             | 7                 | 8                 | 9   | 10       |
| +                | +                         |                     |                    |                     |               |                   |                   |     | +        |

Attention:



**LEXUS GS (Hybrid)**

year: 2016 →

with and without Keyless System

program No: 13214

from: 2023-04-18

| connector 8 pin |        |        |        |        |        |                           |                         |
|-----------------|--------|--------|--------|--------|--------|---------------------------|-------------------------|
| CAN H           | CAN L  | CAN H  | CAN L  | CAN H  | CAN L  | OUT +                     | OUT -                   |
| CAN1-H          | CAN1-L | CAN2-H | CAN2-L | CAN3-H | CAN3-L | Alternative blink control | Alt. contr. centr. lock |
| 1               | 2      | 3      | 4      | 5      | 6      | 7                         | 8                       |
| +               | +      |        |        |        |        |                           |                         |

| connector 15 pin   |                        |           |            |                  |              |                     |                       |                    |                     |              |                |                    |          |              |
|--------------------|------------------------|-----------|------------|------------------|--------------|---------------------|-----------------------|--------------------|---------------------|--------------|----------------|--------------------|----------|--------------|
| OUT                | OUT                    | OUT       | OUT        | OUT              | OUT          | OUT                 | OUT                   | OUT                | OUT                 | OUT          | OUT            | OUT                | OUT      | OUT          |
| Driver door sensor | Passengers door sensor | Trunk lid | Hood sense | Original alarm++ | Arming state | Lock factory remote | Unlock factory remote | Any button pressed | Handbrake / Parking | Speed 10kmph | Engine running | Engine speed (RPM) | Ignition | Key inserted |
| 1                  | 2                      | 3         | 4          | 5                | 6            | 7                   | 8                     | 9                  | 10                  | 11           | 12             | 13                 | 14       | 15           |
| +                  | +                      | +         | +          | +                | +            | +                   | +                     | +                  | +                   | +            | +              | +                  | +        | +            |

| connector 10 pin |                           |                     |                    |                     |               |                   |                   |     |          |
|------------------|---------------------------|---------------------|--------------------|---------------------|---------------|-------------------|-------------------|-----|----------|
| OUT              | IN                        | IN                  | IN                 | IN                  | IN            | IN                | IN                | IN  | IN       |
| Footbrake        | Drivers door opening sim. | Turn off the engine | Turn on the engine | Turn signal control | Trunk release | Opening all doors | Closing all doors | GND | PWR +12V |
| 1                | 2                         | 3                   | 4                  | 5                   | 6             | 7                 | 8                 | 9   | 10       |
| +                | +                         |                     |                    |                     |               |                   |                   |     | +        |

Attention:









**LEXUS IS**      year: **2005** →      with and without Keyless System      program No: **11181**      from: **2017-09-01**

| connector 8 pin |        |        |        |        |        |                           |                         | connector 15 pin   |                        |           |            |                  |              |                     |                       |                    |                     |              |                |                    |          |              | connector 10 pin |                           |                     |                    |                     |               |                   |                   |      |          |                         |                             |                 |   |   |   |   |   |   |   |   |   |   |   |   |   |   |   |
|-----------------|--------|--------|--------|--------|--------|---------------------------|-------------------------|--------------------|------------------------|-----------|------------|------------------|--------------|---------------------|-----------------------|--------------------|---------------------|--------------|----------------|--------------------|----------|--------------|------------------|---------------------------|---------------------|--------------------|---------------------|---------------|-------------------|-------------------|------|----------|-------------------------|-----------------------------|-----------------|---|---|---|---|---|---|---|---|---|---|---|---|---|---|---|
| CAN H           | CAN L  | CAN H  | CAN L  | CAN H  | CAN L  | OUT +                     | OUT -                   | OUT -              | OUT -                  | OUT -     | OUT -      | OUT -            | OUT -        | OUT -               | OUT -                 | OUT -              | OUT -               | OUT -        | OUT +          | OUT +              | OUT +    | IN -         | IN -             | IN -                      | IN +                | IN -               | IN -                | IN -          | IN -              | IN -              | IN - | IN -     |                         |                             |                 |   |   |   |   |   |   |   |   |   |   |   |   |   |   |   |
| CAN1-H          | CAN1-L | CAN2-H | CAN2-L | CAN3-H | CAN3-L | Alternative blink control | Alt. contr. centr. lock | Driver door sensor | Passengers door sensor | Trunk lid | Hood sense | Original alarm++ | Arming state | Lock factory remote | Unlock factory remote | Any button pressed | Handbrake / Parking | Speed 10kmph | Engine running | Engine speed (RPM) | Ignition | Key inserted | Footbrake        | Drivers door opening sim. | Turn off the engine | Turn on the engine | Turn signal control | Trunk release | Opening all doors | Closing all doors | GND  | PWR +12V | Contr. of factory alarm | Contr.c.lock when ign.is on | Comfort closure |   |   |   |   |   |   |   |   |   |   |   |   |   |   |   |
| 1               | 2      | 3      | 4      | 5      | 6      | 7                         | 8                       | 1                  | 2                      | 3         | 4          | 5                | 6            | 7                   | 8                     | 9                  | 10                  | 11           | 12             | 13                 | 14       | 15           | 1                | 2                         | 3                   | 4                  | 5                   | 6             | 7                 | 8                 | 9    | 10       | +                       | +                           | +               | + | + | + | + | + | + | + | + | + | + | + | + | + | + | + |

Attention:

**LEXUS LBX (Hybrid)**      year: **2023** →      with and without Keyless System      program No: **15158**      from: **2024-03-28**

| connector 8 pin |        |        |        |        |        |                           |                         | connector 15 pin   |                        |           |            |                  |              |                     |                       |                    |                     |              |                |                    |          |              | connector 10 pin |                           |                     |                    |                     |               |                   |                   |      |          |                         |                             |                 |   |   |   |   |   |   |   |   |   |   |   |   |   |   |   |   |
|-----------------|--------|--------|--------|--------|--------|---------------------------|-------------------------|--------------------|------------------------|-----------|------------|------------------|--------------|---------------------|-----------------------|--------------------|---------------------|--------------|----------------|--------------------|----------|--------------|------------------|---------------------------|---------------------|--------------------|---------------------|---------------|-------------------|-------------------|------|----------|-------------------------|-----------------------------|-----------------|---|---|---|---|---|---|---|---|---|---|---|---|---|---|---|---|
| CAN H           | CAN L  | CAN H  | CAN L  | CAN H  | CAN L  | OUT +                     | OUT -                   | OUT -              | OUT -                  | OUT -     | OUT -      | OUT -            | OUT -        | OUT -               | OUT -                 | OUT -              | OUT -               | OUT -        | OUT +          | OUT +              | OUT +    | IN -         | IN -             | IN -                      | IN +                | IN -               | IN -                | IN -          | IN -              | IN -              | IN - | IN -     |                         |                             |                 |   |   |   |   |   |   |   |   |   |   |   |   |   |   |   |   |
| CAN1-H          | CAN1-L | CAN2-H | CAN2-L | CAN3-H | CAN3-L | Alternative blink control | Alt. contr. centr. lock | Driver door sensor | Passengers door sensor | Trunk lid | Hood sense | Original alarm++ | Arming state | Lock factory remote | Unlock factory remote | Any button pressed | Handbrake / Parking | Speed 10kmph | Engine running | Engine speed (RPM) | Ignition | Key inserted | Footbrake        | Drivers door opening sim. | Turn off the engine | Turn on the engine | Turn signal control | Trunk release | Opening all doors | Closing all doors | GND  | PWR +12V | Contr. of factory alarm | Contr.c.lock when ign.is on | Comfort closure |   |   |   |   |   |   |   |   |   |   |   |   |   |   |   |   |
| 1               | 2      | 3      | 4      | 5      | 6      | 7                         | 8                       | 1                  | 2                      | 3         | 4          | 5                | 6            | 7                   | 8                     | 9                  | 10                  | 11           | 12             | 13                 | 14       | 15           | 1                | 2                         | 3                   | 4                  | 5                   | 6             | 7                 | 8                 | 9    | 10       | +                       | +                           | +               | + | + | + | + | + | + | + | + | + | + | + | + | + | + | + | + |

Attention:

**LEXUS LM (Hybrid)**      year: **2023** →      with and without Keyless System      program No: **15223**      from: **2024-04-04**

| connector 8 pin |        |        |        |        |        |                           |                         | connector 15 pin   |                        |           |            |                  |              |                     |                       |                    |                     |              |                |                    |          |              | connector 10 pin |                           |                     |                    |                     |               |                   |                   |      |          |                         |                             |                 |   |   |   |   |   |   |   |   |   |   |   |   |   |   |   |   |   |
|-----------------|--------|--------|--------|--------|--------|---------------------------|-------------------------|--------------------|------------------------|-----------|------------|------------------|--------------|---------------------|-----------------------|--------------------|---------------------|--------------|----------------|--------------------|----------|--------------|------------------|---------------------------|---------------------|--------------------|---------------------|---------------|-------------------|-------------------|------|----------|-------------------------|-----------------------------|-----------------|---|---|---|---|---|---|---|---|---|---|---|---|---|---|---|---|---|
| CAN H           | CAN L  | CAN H  | CAN L  | CAN H  | CAN L  | OUT +                     | OUT -                   | OUT -              | OUT -                  | OUT -     | OUT -      | OUT -            | OUT -        | OUT -               | OUT -                 | OUT -              | OUT -               | OUT -        | OUT +          | OUT +              | OUT +    | IN -         | IN -             | IN -                      | IN +                | IN -               | IN -                | IN -          | IN -              | IN -              | IN - | IN -     |                         |                             |                 |   |   |   |   |   |   |   |   |   |   |   |   |   |   |   |   |   |
| CAN1-H          | CAN1-L | CAN2-H | CAN2-L | CAN3-H | CAN3-L | Alternative blink control | Alt. contr. centr. lock | Driver door sensor | Passengers door sensor | Trunk lid | Hood sense | Original alarm++ | Arming state | Lock factory remote | Unlock factory remote | Any button pressed | Handbrake / Parking | Speed 10kmph | Engine running | Engine speed (RPM) | Ignition | Key inserted | Footbrake        | Drivers door opening sim. | Turn off the engine | Turn on the engine | Turn signal control | Trunk release | Opening all doors | Closing all doors | GND  | PWR +12V | Contr. of factory alarm | Contr.c.lock when ign.is on | Comfort closure |   |   |   |   |   |   |   |   |   |   |   |   |   |   |   |   |   |
| 1               | 2      | 3      | 4      | 5      | 6      | 7                         | 8                       | 1                  | 2                      | 3         | 4          | 5                | 6            | 7                   | 8                     | 9                  | 10                  | 11           | 12             | 13                 | 14       | 15           | 1                | 2                         | 3                   | 4                  | 5                   | 6             | 7                 | 8                 | 9    | 10       | +                       | +                           | +               | + | + | + | + | + | + | + | + | + | + | + | + | + | + | + | + | + |

Attention:

**LEXUS LS**      year: **2013** →      with and without Keyless System      program No: **11251**      from: **2017-09-01**

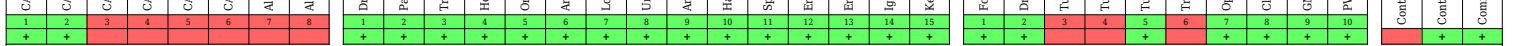
| connector 8 pin |        |        |        |        |        |                           |                         | connector 15 pin   |                        |           |            |                  |              |                     |                       |                    |                     |              |                |                    |          |              | connector 10 pin |                           |                     |                    |                     |               |                   |                   |      |          |                         |                             |                 |   |   |   |   |   |   |   |   |   |   |   |   |   |   |   |   |   |   |
|-----------------|--------|--------|--------|--------|--------|---------------------------|-------------------------|--------------------|------------------------|-----------|------------|------------------|--------------|---------------------|-----------------------|--------------------|---------------------|--------------|----------------|--------------------|----------|--------------|------------------|---------------------------|---------------------|--------------------|---------------------|---------------|-------------------|-------------------|------|----------|-------------------------|-----------------------------|-----------------|---|---|---|---|---|---|---|---|---|---|---|---|---|---|---|---|---|---|
| CAN H           | CAN L  | CAN H  | CAN L  | CAN H  | CAN L  | OUT +                     | OUT -                   | OUT -              | OUT -                  | OUT -     | OUT -      | OUT -            | OUT -        | OUT -               | OUT -                 | OUT -              | OUT -               | OUT -        | OUT +          | OUT +              | OUT +    | IN -         | IN -             | IN -                      | IN +                | IN -               | IN -                | IN -          | IN -              | IN -              | IN - | IN -     |                         |                             |                 |   |   |   |   |   |   |   |   |   |   |   |   |   |   |   |   |   |   |
| CAN1-H          | CAN1-L | CAN2-H | CAN2-L | CAN3-H | CAN3-L | Alternative blink control | Alt. contr. centr. lock | Driver door sensor | Passengers door sensor | Trunk lid | Hood sense | Original alarm++ | Arming state | Lock factory remote | Unlock factory remote | Any button pressed | Handbrake / Parking | Speed 10kmph | Engine running | Engine speed (RPM) | Ignition | Key inserted | Footbrake        | Drivers door opening sim. | Turn off the engine | Turn on the engine | Turn signal control | Trunk release | Opening all doors | Closing all doors | GND  | PWR +12V | Contr. of factory alarm | Contr.c.lock when ign.is on | Comfort closure |   |   |   |   |   |   |   |   |   |   |   |   |   |   |   |   |   |   |
| 1               | 2      | 3      | 4      | 5      | 6      | 7                         | 8                       | 1                  | 2                      | 3         | 4          | 5                | 6            | 7                   | 8                     | 9                  | 10                  | 11           | 12             | 13                 | 14       | 15           | 1                | 2                         | 3                   | 4                  | 5                   | 6             | 7                 | 8                 | 9    | 10       | +                       | +                           | +               | + | + | + | + | + | + | + | + | + | + | + | + | + | + | + | + | + | + |

Attention:

**LEXUS LS**      year: **2010** →      with and without Keyless System      program No: **11251**      from: **2017-09-01**

| connector 8 pin |        |        |        |        |        |                           |                         | connector 15 pin   |                        |           |            |                  |              |                     |                       |                    |                     |              |                |                    |          |              | connector 10 pin |                           |                     |                    |                     |               |                   |                   |      |          |                         |                             |                 |   |   |   |   |   |   |   |   |   |   |   |   |   |   |   |   |   |   |
|-----------------|--------|--------|--------|--------|--------|---------------------------|-------------------------|--------------------|------------------------|-----------|------------|------------------|--------------|---------------------|-----------------------|--------------------|---------------------|--------------|----------------|--------------------|----------|--------------|------------------|---------------------------|---------------------|--------------------|---------------------|---------------|-------------------|-------------------|------|----------|-------------------------|-----------------------------|-----------------|---|---|---|---|---|---|---|---|---|---|---|---|---|---|---|---|---|---|
| CAN H           | CAN L  | CAN H  | CAN L  | CAN H  | CAN L  | OUT +                     | OUT -                   | OUT -              | OUT -                  | OUT -     | OUT -      | OUT -            | OUT -        | OUT -               | OUT -                 | OUT -              | OUT -               | OUT -        | OUT +          | OUT +              | OUT +    | IN -         | IN -             | IN -                      | IN +                | IN -               | IN -                | IN -          | IN -              | IN -              | IN - | IN -     |                         |                             |                 |   |   |   |   |   |   |   |   |   |   |   |   |   |   |   |   |   |   |
| CAN1-H          | CAN1-L | CAN2-H | CAN2-L | CAN3-H | CAN3-L | Alternative blink control | Alt. contr. centr. lock | Driver door sensor | Passengers door sensor | Trunk lid | Hood sense | Original alarm++ | Arming state | Lock factory remote | Unlock factory remote | Any button pressed | Handbrake / Parking | Speed 10kmph | Engine running | Engine speed (RPM) | Ignition | Key inserted | Footbrake        | Drivers door opening sim. | Turn off the engine | Turn on the engine | Turn signal control | Trunk release | Opening all doors | Closing all doors | GND  | PWR +12V | Contr. of factory alarm | Contr.c.lock when ign.is on | Comfort closure |   |   |   |   |   |   |   |   |   |   |   |   |   |   |   |   |   |   |
| 1               | 2      | 3      | 4      | 5      | 6      | 7                         | 8                       | 1                  | 2                      | 3         | 4          | 5                | 6            | 7                   | 8                     | 9                  | 10                  | 11           | 12             | 13                 | 14       | 15           | 1                | 2                         | 3                   | 4                  | 5                   | 6             | 7                 | 8                 | 9    | 10       | +                       | +                           | +               | + | + | + | + | + | + | + | + | + | + | + | + | + | + | + | + | + | + |

Attention:

Switches 

Switches 

| LEXUS LS        |        |        |        |        |        |                           |                         | year: 2006 →       | with and without Keyless System |           |            |                  |              |                     |                       | program No: 11251  | from: 2018-09-28    |              |                |                    |          |              |           |                           |                     |                    |                     |               |                   |                   |       |          |                         |                             |                 |   |   |   |   |   |   |   |   |
|-----------------|--------|--------|--------|--------|--------|---------------------------|-------------------------|--------------------|---------------------------------|-----------|------------|------------------|--------------|---------------------|-----------------------|--------------------|---------------------|--------------|----------------|--------------------|----------|--------------|-----------|---------------------------|---------------------|--------------------|---------------------|---------------|-------------------|-------------------|-------|----------|-------------------------|-----------------------------|-----------------|---|---|---|---|---|---|---|---|
| connector 8 pin |        |        |        |        |        |                           |                         | connector 15 pin   |                                 |           |            |                  |              |                     | connector 10 pin      |                    |                     |              |                |                    |          |              |           |                           |                     |                    |                     |               |                   |                   |       |          |                         |                             |                 |   |   |   |   |   |   |   |   |
| CAN H           | CAN L  | CAN H  | CAN L  | CAN H  | CAN L  | OUT +                     | OUT -                   | OUT -              | OUT -                           | OUT -     | OUT -      | OUT -            | OUT -        | OUT -               | OUT -                 | OUT -              | OUT -               | OUT -        | OUT -          | OUT -              | OUT -    | OUT -        | OUT -     | OUT -                     | OUT -               | OUT -              | OUT -               | OUT -         | OUT -             | OUT -             | OUT - | OUT -    | OUT -                   |                             |                 |   |   |   |   |   |   |   |   |
| CAN1-H          | CAN1-L | CAN2-H | CAN2-L | CAN3-H | CAN3-L | Alternative blink control | Alt. contr. centr. lock | Driver door sensor | Passengers door sensor          | Trunk lid | Hood sense | Original alarm++ | Arming state | Lock factory remote | Unlock factory remote | Any button pressed | Handbrake / Parking | Speed 10kmph | Engine running | Engine speed (RPM) | Ignition | Key inserted | Footbrake | Drivers door opening sim. | Turn off the engine | Turn on the engine | Turn signal control | Trunk release | Opening all doors | Closing all doors | GND   | PWR +12V | Contr. of factory alarm | Contr.c.lock when ign.is on | Comfort closure |   |   |   |   |   |   |   |   |
| 1               | 2      | 3      | 4      | 5      | 6      | 7                         | 8                       | 1                  | 2                               | 3         | 4          | 5                | 6            | 7                   | 8                     | 9                  | 10                  | 11           | 12             | 13                 | 14       | 15           | 1         | 2                         | 3                   | 4                  | 5                   | 6             | 7                 | 8                 | 9     | 10       |                         |                             |                 |   |   |   |   |   |   |   |   |
| +               | +      | +      | +      | +      | +      | +                         | +                       | +                  | +                               | +         | +          | +                | +            | +                   | +                     | +                  | +                   | +            | +              | +                  | +        | +            | +         | +                         | +                   | +                  | +                   | +             | +                 | +                 | +     | +        | +                       | +                           | +               | + | + | + | + | + | + | + | + |

Attention:

Switches

| LEXUS LX        |        |        |        |        |        |                           |                         | year: 2015 →       | with and without Keyless System |           |            |                  |              |                     |                       | program No: 11668  | from: 2023-04-18    |              |                |                    |          |              |           |                           |                     |                    |                     |               |                   |                   |       |          |                         |                             |                 |   |   |   |   |   |   |   |   |
|-----------------|--------|--------|--------|--------|--------|---------------------------|-------------------------|--------------------|---------------------------------|-----------|------------|------------------|--------------|---------------------|-----------------------|--------------------|---------------------|--------------|----------------|--------------------|----------|--------------|-----------|---------------------------|---------------------|--------------------|---------------------|---------------|-------------------|-------------------|-------|----------|-------------------------|-----------------------------|-----------------|---|---|---|---|---|---|---|---|
| connector 8 pin |        |        |        |        |        |                           |                         | connector 15 pin   |                                 |           |            |                  |              |                     | connector 10 pin      |                    |                     |              |                |                    |          |              |           |                           |                     |                    |                     |               |                   |                   |       |          |                         |                             |                 |   |   |   |   |   |   |   |   |
| CAN H           | CAN L  | CAN H  | CAN L  | CAN H  | CAN L  | OUT +                     | OUT -                   | OUT -              | OUT -                           | OUT -     | OUT -      | OUT -            | OUT -        | OUT -               | OUT -                 | OUT -              | OUT -               | OUT -        | OUT -          | OUT -              | OUT -    | OUT -        | OUT -     | OUT -                     | OUT -               | OUT -              | OUT -               | OUT -         | OUT -             | OUT -             | OUT - | OUT -    |                         |                             |                 |   |   |   |   |   |   |   |   |
| CAN1-H          | CAN1-L | CAN2-H | CAN2-L | CAN3-H | CAN3-L | Alternative blink control | Alt. contr. centr. lock | Driver door sensor | Passengers door sensor          | Trunk lid | Hood sense | Original alarm++ | Arming state | Lock factory remote | Unlock factory remote | Any button pressed | Handbrake / Parking | Speed 10kmph | Engine running | Engine speed (RPM) | Ignition | Key inserted | Footbrake | Drivers door opening sim. | Turn off the engine | Turn on the engine | Turn signal control | Trunk release | Opening all doors | Closing all doors | GND   | PWR +12V | Contr. of factory alarm | Contr.c.lock when ign.is on | Comfort closure |   |   |   |   |   |   |   |   |
| 1               | 2      | 3      | 4      | 5      | 6      | 7                         | 8                       | 1                  | 2                               | 3         | 4          | 5                | 6            | 7                   | 8                     | 9                  | 10                  | 11           | 12             | 13                 | 14       | 15           | 1         | 2                         | 3                   | 4                  | 5                   | 6             | 7                 | 8                 | 9     | 10       |                         |                             |                 |   |   |   |   |   |   |   |   |
| +               | +      | +      | +      | +      | +      | +                         | +                       | +                  | +                               | +         | +          | +                | +            | +                   | +                     | +                  | +                   | +            | +              | +                  | +        | +            | +         | +                         | +                   | +                  | +                   | +             | +                 | +                 | +     | +        | +                       | +                           | +               | + | + | + | + | + | + | + | + |

Attention:

Switches

| LEXUS LX        |        |        |        |        |        |                           |                         | year: 2012 →       | with and without Keyless System |           |            |                  |              |                     |                       | program No: 11138  | from: 2017-09-01    |              |                |                    |          |              |           |                           |                     |                    |                     |               |                   |                   |       |          |                         |                             |                 |   |   |   |   |   |   |   |   |
|-----------------|--------|--------|--------|--------|--------|---------------------------|-------------------------|--------------------|---------------------------------|-----------|------------|------------------|--------------|---------------------|-----------------------|--------------------|---------------------|--------------|----------------|--------------------|----------|--------------|-----------|---------------------------|---------------------|--------------------|---------------------|---------------|-------------------|-------------------|-------|----------|-------------------------|-----------------------------|-----------------|---|---|---|---|---|---|---|---|
| connector 8 pin |        |        |        |        |        |                           |                         | connector 15 pin   |                                 |           |            |                  |              |                     | connector 10 pin      |                    |                     |              |                |                    |          |              |           |                           |                     |                    |                     |               |                   |                   |       |          |                         |                             |                 |   |   |   |   |   |   |   |   |
| CAN H           | CAN L  | CAN H  | CAN L  | CAN H  | CAN L  | OUT +                     | OUT -                   | OUT -              | OUT -                           | OUT -     | OUT -      | OUT -            | OUT -        | OUT -               | OUT -                 | OUT -              | OUT -               | OUT -        | OUT -          | OUT -              | OUT -    | OUT -        | OUT -     | OUT -                     | OUT -               | OUT -              | OUT -               | OUT -         | OUT -             | OUT -             | OUT - | OUT -    |                         |                             |                 |   |   |   |   |   |   |   |   |
| CAN1-H          | CAN1-L | CAN2-H | CAN2-L | CAN3-H | CAN3-L | Alternative blink control | Alt. contr. centr. lock | Driver door sensor | Passengers door sensor          | Trunk lid | Hood sense | Original alarm++ | Arming state | Lock factory remote | Unlock factory remote | Any button pressed | Handbrake / Parking | Speed 10kmph | Engine running | Engine speed (RPM) | Ignition | Key inserted | Footbrake | Drivers door opening sim. | Turn off the engine | Turn on the engine | Turn signal control | Trunk release | Opening all doors | Closing all doors | GND   | PWR +12V | Contr. of factory alarm | Contr.c.lock when ign.is on | Comfort closure |   |   |   |   |   |   |   |   |
| 1               | 2      | 3      | 4      | 5      | 6      | 7                         | 8                       | 1                  | 2                               | 3         | 4          | 5                | 6            | 7                   | 8                     | 9                  | 10                  | 11           | 12             | 13                 | 14       | 15           | 1         | 2                         | 3                   | 4                  | 5                   | 6             | 7                 | 8                 | 9     | 10       |                         |                             |                 |   |   |   |   |   |   |   |   |
| +               | +      | +      | +      | +      | +      | +                         | +                       | +                  | +                               | +         | +          | +                | +            | +                   | +                     | +                  | +                   | +            | +              | +                  | +        | +            | +         | +                         | +                   | +                  | +                   | +             | +                 | +                 | +     | +        | +                       | +                           | +               | + | + | + | + | + | + | + | + |

Attention:

Switches

| LEXUS LX        |        |        |        |        |        |                           |                         | year: 2008 →       | with and without Keyless System |           |            |                  |              |                     |                       | program No: 11138  | from: 2017-09-01    |              |                |                    |          |              |           |                           |                     |                    |                     |               |                   |                   |       |          |                         |                             |                 |   |   |   |   |   |   |   |   |
|-----------------|--------|--------|--------|--------|--------|---------------------------|-------------------------|--------------------|---------------------------------|-----------|------------|------------------|--------------|---------------------|-----------------------|--------------------|---------------------|--------------|----------------|--------------------|----------|--------------|-----------|---------------------------|---------------------|--------------------|---------------------|---------------|-------------------|-------------------|-------|----------|-------------------------|-----------------------------|-----------------|---|---|---|---|---|---|---|---|
| connector 8 pin |        |        |        |        |        |                           |                         | connector 15 pin   |                                 |           |            |                  |              |                     | connector 10 pin      |                    |                     |              |                |                    |          |              |           |                           |                     |                    |                     |               |                   |                   |       |          |                         |                             |                 |   |   |   |   |   |   |   |   |
| CAN H           | CAN L  | CAN H  | CAN L  | CAN H  | CAN L  | OUT +                     | OUT -                   | OUT -              | OUT -                           | OUT -     | OUT -      | OUT -            | OUT -        | OUT -               | OUT -                 | OUT -              | OUT -               | OUT -        | OUT -          | OUT -              | OUT -    | OUT -        | OUT -     | OUT -                     | OUT -               | OUT -              | OUT -               | OUT -         | OUT -             | OUT -             | OUT - | OUT -    |                         |                             |                 |   |   |   |   |   |   |   |   |
| CAN1-H          | CAN1-L | CAN2-H | CAN2-L | CAN3-H | CAN3-L | Alternative blink control | Alt. contr. centr. lock | Driver door sensor | Passengers door sensor          | Trunk lid | Hood sense | Original alarm++ | Arming state | Lock factory remote | Unlock factory remote | Any button pressed | Handbrake / Parking | Speed 10kmph | Engine running | Engine speed (RPM) | Ignition | Key inserted | Footbrake | Drivers door opening sim. | Turn off the engine | Turn on the engine | Turn signal control | Trunk release | Opening all doors | Closing all doors | GND   | PWR +12V | Contr. of factory alarm | Contr.c.lock when ign.is on | Comfort closure |   |   |   |   |   |   |   |   |
| 1               | 2      | 3      | 4      | 5      | 6      | 7                         | 8                       | 1                  | 2                               | 3         | 4          | 5                | 6            | 7                   | 8                     | 9                  | 10                  | 11           | 12             | 13                 | 14       | 15           | 1         | 2                         | 3                   | 4                  | 5                   | 6             | 7                 | 8                 | 9     | 10       |                         |                             |                 |   |   |   |   |   |   |   |   |
| +               | +      | +      | +      | +      | +      | +                         | +                       | +                  | +                               | +         | +          | +                | +            | +                   | +                     | +                  | +                   | +            | +              | +                  | +        | +            | +         | +                         | +                   | +                  | +                   | +             | +                 | +                 | +     | +        | +                       | +                           | +               | + | + | + | + | + | + | + | + |

Attention:

Switches

| LEXUS NX (Hybrid) |        |        |        |        |        |                           |                         | year: 2022 →       | with and without Keyless System |           |            |                  |              |                     |                       | program No: 14113  | from: 2023-04-18    |              |                |                    |          |              |           |                           |                     |                    |                     |               |                   |                   |       |          |                         |                             |                 |   |   |   |   |   |   |   |   |
|-------------------|--------|--------|--------|--------|--------|---------------------------|-------------------------|--------------------|---------------------------------|-----------|------------|------------------|--------------|---------------------|-----------------------|--------------------|---------------------|--------------|----------------|--------------------|----------|--------------|-----------|---------------------------|---------------------|--------------------|---------------------|---------------|-------------------|-------------------|-------|----------|-------------------------|-----------------------------|-----------------|---|---|---|---|---|---|---|---|
| connector 8 pin   |        |        |        |        |        |                           |                         | connector 15 pin   |                                 |           |            |                  |              |                     | connector 10 pin      |                    |                     |              |                |                    |          |              |           |                           |                     |                    |                     |               |                   |                   |       |          |                         |                             |                 |   |   |   |   |   |   |   |   |
| CAN H             | CAN L  | CAN H  | CAN L  | CAN H  | CAN L  | OUT +                     | OUT -                   | OUT -              | OUT -                           | OUT -     | OUT -      | OUT -            | OUT -        | OUT -               | OUT -                 | OUT -              | OUT -               | OUT -        | OUT -          | OUT -              | OUT -    | OUT -        | OUT -     | OUT -                     | OUT -               | OUT -              | OUT -               | OUT -         | OUT -             | OUT -             | OUT - | OUT -    |                         |                             |                 |   |   |   |   |   |   |   |   |
| CAN1-H            | CAN1-L | CAN2-H | CAN2-L | CAN3-H | CAN3-L | Alternative blink control | Alt. contr. centr. lock | Driver door sensor | Passengers door sensor          | Trunk lid | Hood sense | Original alarm++ | Arming state | Lock factory remote | Unlock factory remote | Any button pressed | Handbrake / Parking | Speed 10kmph | Engine running | Engine speed (RPM) | Ignition | Key inserted | Footbrake | Drivers door opening sim. | Turn off the engine | Turn on the engine | Turn signal control | Trunk release | Opening all doors | Closing all doors | GND   | PWR +12V | Contr. of factory alarm | Contr.c.lock when ign.is on | Comfort closure |   |   |   |   |   |   |   |   |
| 1                 | 2      | 3      | 4      | 5      | 6      | 7                         | 8                       | 1                  | 2                               | 3         | 4          | 5                | 6            | 7                   | 8                     | 9                  | 10                  | 11           | 12             | 13                 | 14       | 15           | 1         | 2                         | 3                   | 4                  | 5                   | 6             | 7                 | 8                 | 9     | 10       |                         |                             |                 |   |   |   |   |   |   |   |   |
| +                 | +      | +      | +      | +      | +      | +                         | +                       | +                  | +                               | +         | +          | +                | +            | +                   | +                     | +                  | +                   | +            | +              | +                  | +        | +            | +         | +                         | +                   | +                  | +                   | +             | +                 | +                 | +     | +        | +                       | +                           | +               | + | + | + | + | + | + | + | + |

Attention:

Switches

**LEXUS NX (Hybrid) (Plug-in)**

year: 2022 →

with and without Keyless System

program No: 14133

from: 2022-04-25

| connector 8 pin |        |        |        |        |        |                           |                         | connector 15 pin   |                        |           |            |                  |              |                     |                       |                    |                     |              |                |                    |          |              | connector 10 pin |                           |                     |                    |                     |               |                   |                   |     |          |                         |                              |                 |   |   |   |   |   |   |   |   |   |   |   |   |   |   |   |   |
|-----------------|--------|--------|--------|--------|--------|---------------------------|-------------------------|--------------------|------------------------|-----------|------------|------------------|--------------|---------------------|-----------------------|--------------------|---------------------|--------------|----------------|--------------------|----------|--------------|------------------|---------------------------|---------------------|--------------------|---------------------|---------------|-------------------|-------------------|-----|----------|-------------------------|------------------------------|-----------------|---|---|---|---|---|---|---|---|---|---|---|---|---|---|---|---|
| CAN H           | CAN L  | CAN H  | CAN L  | CAN H  | CAN L  | OUT +                     | OUT -                   | OUT                | OUT                    | OUT       | OUT        | OUT              | OUT          | OUT                 | OUT                   | OUT                | OUT                 | OUT          | OUT            | OUT                | OUT      | OUT          | OUT              | OUT                       | OUT                 | OUT                | IN                  | IN            | IN                | IN                | IN  | IN       | IN                      | IN                           | IN              |   |   |   |   |   |   |   |   |   |   |   |   |   |   |   |   |
| CAN1-H          | CAN1-L | CAN2-H | CAN2-L | CAN3-H | CAN3-L | Alternative blink control | Alt. contr. centr. lock | Driver door sensor | Passengers door sensor | Trunk lid | Hood sense | Original alarm++ | Arming state | Lock factory remote | Unlock factory remote | Any button pressed | Handbrake / Parking | Speed 10kmph | Engine running | Engine speed (RPM) | Ignition | Key inserted | Footbrake        | Drivers door opening sim. | Turn off the engine | Turn on the engine | Turn signal control | Trunk release | Opening all doors | Closing all doors | GND | PWR +12V | Contr. of factory alarm | Contr.c.lock, when ign.is on | Comfort closure |   |   |   |   |   |   |   |   |   |   |   |   |   |   |   |   |
| 1               | 2      | 3      | 4      | 5      | 6      | 7                         | 8                       | 1                  | 2                      | 3         | 4          | 5                | 6            | 7                   | 8                     | 9                  | 10                  | 11           | 12             | 13                 | 14       | 15           | 1                | 2                         | 3                   | 4                  | 5                   | 6             | 7                 | 8                 | 9   | 10       |                         |                              |                 |   |   |   |   |   |   |   |   |   |   |   |   |   |   |   |   |
| +               | +      | +      | +      | +      | +      | +                         | +                       | +                  | +                      | +         | +          | +                | +            | +                   | +                     | +                  | +                   | +            | +              | +                  | +        | +            | +                | +                         | +                   | +                  | +                   | +             | +                 | +                 | +   | +        | +                       | +                            | +               | + | + | + | + | + | + | + | + | + | + | + | + | + | + | + | + |

Attention: Switches [Icons]

**LEXUS NX (Hybrid)**

year: 2017 →

with and without Keyless System

program No: 12851

from: 2023-04-18

| connector 8 pin |        |        |        |        |        |                           |                         | connector 15 pin   |                        |           |            |                  |              |                     |                       |                    |                     |              |                |                    |          |              | connector 10 pin |                           |                     |                    |                     |               |                   |                   |     |          |                         |                              |                 |   |   |   |   |   |   |   |   |   |   |   |   |   |   |   |   |
|-----------------|--------|--------|--------|--------|--------|---------------------------|-------------------------|--------------------|------------------------|-----------|------------|------------------|--------------|---------------------|-----------------------|--------------------|---------------------|--------------|----------------|--------------------|----------|--------------|------------------|---------------------------|---------------------|--------------------|---------------------|---------------|-------------------|-------------------|-----|----------|-------------------------|------------------------------|-----------------|---|---|---|---|---|---|---|---|---|---|---|---|---|---|---|---|
| CAN H           | CAN L  | CAN H  | CAN L  | CAN H  | CAN L  | OUT +                     | OUT -                   | OUT                | OUT                    | OUT       | OUT        | OUT              | OUT          | OUT                 | OUT                   | OUT                | OUT                 | OUT          | OUT            | OUT                | OUT      | OUT          | OUT              | OUT                       | OUT                 | OUT                | IN                  | IN            | IN                | IN                | IN  | IN       | IN                      | IN                           | IN              |   |   |   |   |   |   |   |   |   |   |   |   |   |   |   |   |
| CAN1-H          | CAN1-L | CAN2-H | CAN2-L | CAN3-H | CAN3-L | Alternative blink control | Alt. contr. centr. lock | Driver door sensor | Passengers door sensor | Trunk lid | Hood sense | Original alarm++ | Arming state | Lock factory remote | Unlock factory remote | Any button pressed | Handbrake / Parking | Speed 10kmph | Engine running | Engine speed (RPM) | Ignition | Key inserted | Footbrake        | Drivers door opening sim. | Turn off the engine | Turn on the engine | Turn signal control | Trunk release | Opening all doors | Closing all doors | GND | PWR +12V | Contr. of factory alarm | Contr.c.lock, when ign.is on | Comfort closure |   |   |   |   |   |   |   |   |   |   |   |   |   |   |   |   |
| 1               | 2      | 3      | 4      | 5      | 6      | 7                         | 8                       | 1                  | 2                      | 3         | 4          | 5                | 6            | 7                   | 8                     | 9                  | 10                  | 11           | 12             | 13                 | 14       | 15           | 1                | 2                         | 3                   | 4                  | 5                   | 6             | 7                 | 8                 | 9   | 10       |                         |                              |                 |   |   |   |   |   |   |   |   |   |   |   |   |   |   |   |   |
| +               | +      | +      | +      | +      | +      | +                         | +                       | +                  | +                      | +         | +          | +                | +            | +                   | +                     | +                  | +                   | +            | +              | +                  | +        | +            | +                | +                         | +                   | +                  | +                   | +             | +                 | +                 | +   | +        | +                       | +                            | +               | + | + | + | + | + | + | + | + | + | + | + | + | + | + | + | + |

Attention: Switches [Icons]

**LEXUS NX**

year: 2017 →

with and without Keyless System

program No: 14372

from: 2023-04-18

| connector 8 pin |        |        |        |        |        |                           |                         | connector 15 pin   |                        |           |            |                  |              |                     |                       |                    |                     |              |                |                    |          |              | connector 10 pin |                           |                     |                    |                     |               |                   |                   |     |          |                         |                              |                 |   |   |   |   |   |   |   |   |   |   |   |   |   |   |   |   |
|-----------------|--------|--------|--------|--------|--------|---------------------------|-------------------------|--------------------|------------------------|-----------|------------|------------------|--------------|---------------------|-----------------------|--------------------|---------------------|--------------|----------------|--------------------|----------|--------------|------------------|---------------------------|---------------------|--------------------|---------------------|---------------|-------------------|-------------------|-----|----------|-------------------------|------------------------------|-----------------|---|---|---|---|---|---|---|---|---|---|---|---|---|---|---|---|
| CAN H           | CAN L  | CAN H  | CAN L  | CAN H  | CAN L  | OUT +                     | OUT -                   | OUT                | OUT                    | OUT       | OUT        | OUT              | OUT          | OUT                 | OUT                   | OUT                | OUT                 | OUT          | OUT            | OUT                | OUT      | OUT          | OUT              | OUT                       | OUT                 | OUT                | IN                  | IN            | IN                | IN                | IN  | IN       | IN                      | IN                           | IN              |   |   |   |   |   |   |   |   |   |   |   |   |   |   |   |   |
| CAN1-H          | CAN1-L | CAN2-H | CAN2-L | CAN3-H | CAN3-L | Alternative blink control | Alt. contr. centr. lock | Driver door sensor | Passengers door sensor | Trunk lid | Hood sense | Original alarm++ | Arming state | Lock factory remote | Unlock factory remote | Any button pressed | Handbrake / Parking | Speed 10kmph | Engine running | Engine speed (RPM) | Ignition | Key inserted | Footbrake        | Drivers door opening sim. | Turn off the engine | Turn on the engine | Turn signal control | Trunk release | Opening all doors | Closing all doors | GND | PWR +12V | Contr. of factory alarm | Contr.c.lock, when ign.is on | Comfort closure |   |   |   |   |   |   |   |   |   |   |   |   |   |   |   |   |
| 1               | 2      | 3      | 4      | 5      | 6      | 7                         | 8                       | 1                  | 2                      | 3         | 4          | 5                | 6            | 7                   | 8                     | 9                  | 10                  | 11           | 12             | 13                 | 14       | 15           | 1                | 2                         | 3                   | 4                  | 5                   | 6             | 7                 | 8                 | 9   | 10       |                         |                              |                 |   |   |   |   |   |   |   |   |   |   |   |   |   |   |   |   |
| +               | +      | +      | +      | +      | +      | +                         | +                       | +                  | +                      | +         | +          | +                | +            | +                   | +                     | +                  | +                   | +            | +              | +                  | +        | +            | +                | +                         | +                   | +                  | +                   | +             | +                 | +                 | +   | +        | +                       | +                            | +               | + | + | + | + | + | + | + | + | + | + | + | + | + | + | + | + |

Attention: Switches [Icons]

**LEXUS NX**

year: 2014 →

with and without Keyless System

program No: 11893

from: 2023-04-18

| connector 8 pin |        |        |        |        |        |                           |                         | connector 15 pin   |                        |           |            |                  |              |                     |                       |                    |                     |              |                |                    |          |              | connector 10 pin |                           |                     |                    |                     |               |                   |                   |     |          |                         |                              |                 |   |   |   |   |   |   |   |   |   |   |   |   |   |   |   |   |
|-----------------|--------|--------|--------|--------|--------|---------------------------|-------------------------|--------------------|------------------------|-----------|------------|------------------|--------------|---------------------|-----------------------|--------------------|---------------------|--------------|----------------|--------------------|----------|--------------|------------------|---------------------------|---------------------|--------------------|---------------------|---------------|-------------------|-------------------|-----|----------|-------------------------|------------------------------|-----------------|---|---|---|---|---|---|---|---|---|---|---|---|---|---|---|---|
| CAN H           | CAN L  | CAN H  | CAN L  | CAN H  | CAN L  | OUT +                     | OUT -                   | OUT                | OUT                    | OUT       | OUT        | OUT              | OUT          | OUT                 | OUT                   | OUT                | OUT                 | OUT          | OUT            | OUT                | OUT      | OUT          | OUT              | OUT                       | OUT                 | OUT                | IN                  | IN            | IN                | IN                | IN  | IN       | IN                      | IN                           | IN              |   |   |   |   |   |   |   |   |   |   |   |   |   |   |   |   |
| CAN1-H          | CAN1-L | CAN2-H | CAN2-L | CAN3-H | CAN3-L | Alternative blink control | Alt. contr. centr. lock | Driver door sensor | Passengers door sensor | Trunk lid | Hood sense | Original alarm++ | Arming state | Lock factory remote | Unlock factory remote | Any button pressed | Handbrake / Parking | Speed 10kmph | Engine running | Engine speed (RPM) | Ignition | Key inserted | Footbrake        | Drivers door opening sim. | Turn off the engine | Turn on the engine | Turn signal control | Trunk release | Opening all doors | Closing all doors | GND | PWR +12V | Contr. of factory alarm | Contr.c.lock, when ign.is on | Comfort closure |   |   |   |   |   |   |   |   |   |   |   |   |   |   |   |   |
| 1               | 2      | 3      | 4      | 5      | 6      | 7                         | 8                       | 1                  | 2                      | 3         | 4          | 5                | 6            | 7                   | 8                     | 9                  | 10                  | 11           | 12             | 13                 | 14       | 15           | 1                | 2                         | 3                   | 4                  | 5                   | 6             | 7                 | 8                 | 9   | 10       |                         |                              |                 |   |   |   |   |   |   |   |   |   |   |   |   |   |   |   |   |
| +               | +      | +      | +      | +      | +      | +                         | +                       | +                  | +                      | +         | +          | +                | +            | +                   | +                     | +                  | +                   | +            | +              | +                  | +        | +            | +                | +                         | +                   | +                  | +                   | +             | +                 | +                 | +   | +        | +                       | +                            | +               | + | + | + | + | + | + | + | + | + | + | + | + | + | + | + | + |

Attention: Switches [Icons]

**LEXUS NX (Hybrid)**

year: 2014 →

with and without Keyless System

program No: 13415

from: 2023-04-18

| connector 8 pin |        |        |        |        |        |                           |                         | connector 15 pin   |                        |           |            |                  |              |                     |                       |                    |                     |              |                |                    |          |              | connector 10 pin |                           |                     |                    |                     |               |                   |                   |     |          |                         |                              |                 |   |   |   |   |   |   |   |   |   |   |   |   |   |   |   |   |
|-----------------|--------|--------|--------|--------|--------|---------------------------|-------------------------|--------------------|------------------------|-----------|------------|------------------|--------------|---------------------|-----------------------|--------------------|---------------------|--------------|----------------|--------------------|----------|--------------|------------------|---------------------------|---------------------|--------------------|---------------------|---------------|-------------------|-------------------|-----|----------|-------------------------|------------------------------|-----------------|---|---|---|---|---|---|---|---|---|---|---|---|---|---|---|---|
| CAN H           | CAN L  | CAN H  | CAN L  | CAN H  | CAN L  | OUT +                     | OUT -                   | OUT                | OUT                    | OUT       | OUT        | OUT              | OUT          | OUT                 | OUT                   | OUT                | OUT                 | OUT          | OUT            | OUT                | OUT      | OUT          | OUT              | OUT                       | OUT                 | OUT                | IN                  | IN            | IN                | IN                | IN  | IN       | IN                      | IN                           | IN              |   |   |   |   |   |   |   |   |   |   |   |   |   |   |   |   |
| CAN1-H          | CAN1-L | CAN2-H | CAN2-L | CAN3-H | CAN3-L | Alternative blink control | Alt. contr. centr. lock | Driver door sensor | Passengers door sensor | Trunk lid | Hood sense | Original alarm++ | Arming state | Lock factory remote | Unlock factory remote | Any button pressed | Handbrake / Parking | Speed 10kmph | Engine running | Engine speed (RPM) | Ignition | Key inserted | Footbrake        | Drivers door opening sim. | Turn off the engine | Turn on the engine | Turn signal control | Trunk release | Opening all doors | Closing all doors | GND | PWR +12V | Contr. of factory alarm | Contr.c.lock, when ign.is on | Comfort closure |   |   |   |   |   |   |   |   |   |   |   |   |   |   |   |   |
| 1               | 2      | 3      | 4      | 5      | 6      | 7                         | 8                       | 1                  | 2                      | 3         | 4          | 5                | 6            | 7                   | 8                     | 9                  | 10                  | 11           | 12             | 13                 | 14       | 15           | 1                | 2                         | 3                   | 4                  | 5                   | 6             | 7                 | 8                 | 9   | 10       |                         |                              |                 |   |   |   |   |   |   |   |   |   |   |   |   |   |   |   |   |
| +               | +      | +      | +      | +      | +      | +                         | +                       | +                  | +                      | +         | +          | +                | +            | +                   | +                     | +                  | +                   | +            | +              | +                  | +        | +            | +                | +                         | +                   | +                  | +                   | +             | +                 | +                 | +   | +        | +                       | +                            | +               | + | + | + | + | + | + | + | + | + | + | + | + | + | + | + | + |

Attention: Switches [Icons]

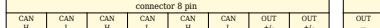
| LEXUS RC (Hybrid) |        |        |        |        |        |                           |                         | year: 2019 →       | with and without Keyless System |           |            |                  |              |                     |                       | program #: 14273   | from: 2023-04-18    |              |                |                    |          |              |           |                           |                     |                    |                     |               |                   |                   |     |          |                         |                              |                 |   |   |   |   |   |   |   |   |   |   |   |   |   |   |   |   |   |
|-------------------|--------|--------|--------|--------|--------|---------------------------|-------------------------|--------------------|---------------------------------|-----------|------------|------------------|--------------|---------------------|-----------------------|--------------------|---------------------|--------------|----------------|--------------------|----------|--------------|-----------|---------------------------|---------------------|--------------------|---------------------|---------------|-------------------|-------------------|-----|----------|-------------------------|------------------------------|-----------------|---|---|---|---|---|---|---|---|---|---|---|---|---|---|---|---|---|
| connector 8 pin   |        |        |        |        |        |                           |                         | connector 15 pin   |                                 |           |            |                  |              |                     | connector 10 pin      |                    |                     |              |                |                    |          |              |           |                           |                     |                    |                     |               |                   |                   |     |          |                         |                              |                 |   |   |   |   |   |   |   |   |   |   |   |   |   |   |   |   |   |
| CAN H             | CAN L  | CAN H  | CAN L  | CAN H  | CAN L  | OUT +                     | OUT -                   | OUT                | OUT                             | OUT       | OUT        | OUT              | OUT          | OUT                 | OUT                   | OUT                | OUT                 | OUT          | IN             | IN                 | IN       | IN           | IN        | IN                        | IN                  |                    |                     |               |                   |                   |     |          |                         |                              |                 |   |   |   |   |   |   |   |   |   |   |   |   |   |   |   |   |   |
| CAN1-H            | CAN1-L | CAN2-H | CAN2-L | CAN3-H | CAN3-L | Alternative blink control | Alt. contr. centr. lock | Driver door sensor | Passengers door sensor          | Trunk lid | Hood sense | Original alarm++ | Arming state | Lock factory remote | Unlock factory remote | Any button pressed | Handbrake / Parking | Speed 10kmph | Engine running | Engine speed (RPM) | Ignition | Key inserted | Footbrake | Drivers door opening sim. | Turn off the engine | Turn on the engine | Turn signal control | Trunk release | Opening all doors | Closing all doors | GND | PWR +12V | Contr. of factory alarm | Contr.c.lock. when ign.is on | Comfort closure |   |   |   |   |   |   |   |   |   |   |   |   |   |   |   |   |   |
| 1                 | 2      | 3      | 4      | 5      | 6      | 7                         | 8                       | 1                  | 2                               | 3         | 4          | 5                | 6            | 7                   | 8                     | 9                  | 10                  | 11           | 12             | 13                 | 14       | 15           | 1         | 2                         | 3                   | 4                  | 5                   | 6             | 7                 | 8                 | 9   | 10       | +                       | +                            | +               | + | + | + | + | + | + | + | + | + | + | + | + | + | + | + | + | + |

Attention:



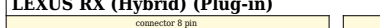
| LEXUS RC        |        |        |        |        |        |                           |                         | year: 2016 →       | with and without Keyless System |           |            |                  |              |                     |                       | program #: 11338   | from: 2023-04-18    |              |                |                    |          |              |           |                           |                     |                    |                     |               |                   |                   |     |          |                         |                              |                 |   |   |   |   |   |   |   |   |   |   |   |   |   |   |   |   |   |   |   |
|-----------------|--------|--------|--------|--------|--------|---------------------------|-------------------------|--------------------|---------------------------------|-----------|------------|------------------|--------------|---------------------|-----------------------|--------------------|---------------------|--------------|----------------|--------------------|----------|--------------|-----------|---------------------------|---------------------|--------------------|---------------------|---------------|-------------------|-------------------|-----|----------|-------------------------|------------------------------|-----------------|---|---|---|---|---|---|---|---|---|---|---|---|---|---|---|---|---|---|---|
| connector 8 pin |        |        |        |        |        |                           |                         | connector 15 pin   |                                 |           |            |                  |              |                     | connector 10 pin      |                    |                     |              |                |                    |          |              |           |                           |                     |                    |                     |               |                   |                   |     |          |                         |                              |                 |   |   |   |   |   |   |   |   |   |   |   |   |   |   |   |   |   |   |   |
| CAN H           | CAN L  | CAN H  | CAN L  | CAN H  | CAN L  | OUT +                     | OUT -                   | OUT                | OUT                             | OUT       | OUT        | OUT              | OUT          | OUT                 | OUT                   | OUT                | OUT                 | OUT          | IN             | IN                 | IN       | IN           | IN        | IN                        | IN                  |                    |                     |               |                   |                   |     |          |                         |                              |                 |   |   |   |   |   |   |   |   |   |   |   |   |   |   |   |   |   |   |   |
| CAN1-H          | CAN1-L | CAN2-H | CAN2-L | CAN3-H | CAN3-L | Alternative blink control | Alt. contr. centr. lock | Driver door sensor | Passengers door sensor          | Trunk lid | Hood sense | Original alarm++ | Arming state | Lock factory remote | Unlock factory remote | Any button pressed | Handbrake / Parking | Speed 10kmph | Engine running | Engine speed (RPM) | Ignition | Key inserted | Footbrake | Drivers door opening sim. | Turn off the engine | Turn on the engine | Turn signal control | Trunk release | Opening all doors | Closing all doors | GND | PWR +12V | Contr. of factory alarm | Contr.c.lock. when ign.is on | Comfort closure |   |   |   |   |   |   |   |   |   |   |   |   |   |   |   |   |   |   |   |
| 1               | 2      | 3      | 4      | 5      | 6      | 7                         | 8                       | 1                  | 2                               | 3         | 4          | 5                | 6            | 7                   | 8                     | 9                  | 10                  | 11           | 12             | 13                 | 14       | 15           | 1         | 2                         | 3                   | 4                  | 5                   | 6             | 7                 | 8                 | 9   | 10       | +                       | +                            | +               | + | + | + | + | + | + | + | + | + | + | + | + | + | + | + | + | + | + | + |

Attention:



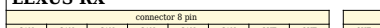
| LEXUS RC (Hybrid) |        |        |        |        |        |                           |                         | year: 2023 →       | with and without Keyless System |           |            |                  |              |                     |                       | program #: 14487   | from: 2023-04-18    |              |                |                    |          |              |           |                           |                     |                    |                     |               |                   |                   |     |          |                         |                              |                 |   |   |   |   |   |   |   |   |   |   |   |   |   |   |   |   |   |   |   |
|-------------------|--------|--------|--------|--------|--------|---------------------------|-------------------------|--------------------|---------------------------------|-----------|------------|------------------|--------------|---------------------|-----------------------|--------------------|---------------------|--------------|----------------|--------------------|----------|--------------|-----------|---------------------------|---------------------|--------------------|---------------------|---------------|-------------------|-------------------|-----|----------|-------------------------|------------------------------|-----------------|---|---|---|---|---|---|---|---|---|---|---|---|---|---|---|---|---|---|---|
| connector 8 pin   |        |        |        |        |        |                           |                         | connector 15 pin   |                                 |           |            |                  |              |                     | connector 10 pin      |                    |                     |              |                |                    |          |              |           |                           |                     |                    |                     |               |                   |                   |     |          |                         |                              |                 |   |   |   |   |   |   |   |   |   |   |   |   |   |   |   |   |   |   |   |
| CAN H             | CAN L  | CAN H  | CAN L  | CAN H  | CAN L  | OUT +                     | OUT -                   | OUT                | OUT                             | OUT       | OUT        | OUT              | OUT          | OUT                 | OUT                   | OUT                | OUT                 | OUT          | IN             | IN                 | IN       | IN           | IN        | IN                        | IN                  |                    |                     |               |                   |                   |     |          |                         |                              |                 |   |   |   |   |   |   |   |   |   |   |   |   |   |   |   |   |   |   |   |
| CAN1-H            | CAN1-L | CAN2-H | CAN2-L | CAN3-H | CAN3-L | Alternative blink control | Alt. contr. centr. lock | Driver door sensor | Passengers door sensor          | Trunk lid | Hood sense | Original alarm++ | Arming state | Lock factory remote | Unlock factory remote | Any button pressed | Handbrake / Parking | Speed 10kmph | Engine running | Engine speed (RPM) | Ignition | Key inserted | Footbrake | Drivers door opening sim. | Turn off the engine | Turn on the engine | Turn signal control | Trunk release | Opening all doors | Closing all doors | GND | PWR +12V | Contr. of factory alarm | Contr.c.lock. when ign.is on | Comfort closure |   |   |   |   |   |   |   |   |   |   |   |   |   |   |   |   |   |   |   |
| 1                 | 2      | 3      | 4      | 5      | 6      | 7                         | 8                       | 1                  | 2                               | 3         | 4          | 5                | 6            | 7                   | 8                     | 9                  | 10                  | 11           | 12             | 13                 | 14       | 15           | 1         | 2                         | 3                   | 4                  | 5                   | 6             | 7                 | 8                 | 9   | 10       | +                       | +                            | +               | + | + | + | + | + | + | + | + | + | + | + | + | + | + | + | + | + | + | + |

Attention:



| LEXUS RX (Hybrid) (Plug-in) |        |        |        |        |        |                           |                         | year: 2023 →       | with and without Keyless System |           |            |                  |              |                     |                       | program #: 14677   | from: 2023-04-17    |              |                |                    |          |              |           |                           |                     |                    |                     |               |                   |                   |     |          |                         |                              |                 |   |   |   |   |   |   |   |   |   |   |   |   |   |   |   |   |   |   |   |
|-----------------------------|--------|--------|--------|--------|--------|---------------------------|-------------------------|--------------------|---------------------------------|-----------|------------|------------------|--------------|---------------------|-----------------------|--------------------|---------------------|--------------|----------------|--------------------|----------|--------------|-----------|---------------------------|---------------------|--------------------|---------------------|---------------|-------------------|-------------------|-----|----------|-------------------------|------------------------------|-----------------|---|---|---|---|---|---|---|---|---|---|---|---|---|---|---|---|---|---|---|
| connector 8 pin             |        |        |        |        |        |                           |                         | connector 15 pin   |                                 |           |            |                  |              |                     | connector 10 pin      |                    |                     |              |                |                    |          |              |           |                           |                     |                    |                     |               |                   |                   |     |          |                         |                              |                 |   |   |   |   |   |   |   |   |   |   |   |   |   |   |   |   |   |   |   |
| CAN H                       | CAN L  | CAN H  | CAN L  | CAN H  | CAN L  | OUT +                     | OUT -                   | OUT                | OUT                             | OUT       | OUT        | OUT              | OUT          | OUT                 | OUT                   | OUT                | OUT                 | OUT          | IN             | IN                 | IN       | IN           | IN        | IN                        | IN                  |                    |                     |               |                   |                   |     |          |                         |                              |                 |   |   |   |   |   |   |   |   |   |   |   |   |   |   |   |   |   |   |   |
| CAN1-H                      | CAN1-L | CAN2-H | CAN2-L | CAN3-H | CAN3-L | Alternative blink control | Alt. contr. centr. lock | Driver door sensor | Passengers door sensor          | Trunk lid | Hood sense | Original alarm++ | Arming state | Lock factory remote | Unlock factory remote | Any button pressed | Handbrake / Parking | Speed 10kmph | Engine running | Engine speed (RPM) | Ignition | Key inserted | Footbrake | Drivers door opening sim. | Turn off the engine | Turn on the engine | Turn signal control | Trunk release | Opening all doors | Closing all doors | GND | PWR +12V | Contr. of factory alarm | Contr.c.lock. when ign.is on | Comfort closure |   |   |   |   |   |   |   |   |   |   |   |   |   |   |   |   |   |   |   |
| 1                           | 2      | 3      | 4      | 5      | 6      | 7                         | 8                       | 1                  | 2                               | 3         | 4          | 5                | 6            | 7                   | 8                     | 9                  | 10                  | 11           | 12             | 13                 | 14       | 15           | 1         | 2                         | 3                   | 4                  | 5                   | 6             | 7                 | 8                 | 9   | 10       | +                       | +                            | +               | + | + | + | + | + | + | + | + | + | + | + | + | + | + | + | + | + | + | + |

Attention:



| LEXUS RX        |        |        |        |        |        |                           |                         | year: 2020 →       | with and without Keyless System |           |            |                  |              |                     |                       | program #: 13194   | from: 2023-04-18    |              |                |                    |          |              |           |                           |                     |                    |                     |               |                   |                   |     |          |                         |                              |                 |   |   |   |   |   |   |   |   |   |   |   |   |   |   |   |   |   |   |   |
|-----------------|--------|--------|--------|--------|--------|---------------------------|-------------------------|--------------------|---------------------------------|-----------|------------|------------------|--------------|---------------------|-----------------------|--------------------|---------------------|--------------|----------------|--------------------|----------|--------------|-----------|---------------------------|---------------------|--------------------|---------------------|---------------|-------------------|-------------------|-----|----------|-------------------------|------------------------------|-----------------|---|---|---|---|---|---|---|---|---|---|---|---|---|---|---|---|---|---|---|
| connector 8 pin |        |        |        |        |        |                           |                         | connector 15 pin   |                                 |           |            |                  |              |                     | connector 10 pin      |                    |                     |              |                |                    |          |              |           |                           |                     |                    |                     |               |                   |                   |     |          |                         |                              |                 |   |   |   |   |   |   |   |   |   |   |   |   |   |   |   |   |   |   |   |
| CAN H           | CAN L  | CAN H  | CAN L  | CAN H  | CAN L  | OUT +                     | OUT -                   | OUT                | OUT                             | OUT       | OUT        | OUT              | OUT          | OUT                 | OUT                   | OUT                | OUT                 | OUT          | IN             | IN                 | IN       | IN           | IN        | IN                        | IN                  |                    |                     |               |                   |                   |     |          |                         |                              |                 |   |   |   |   |   |   |   |   |   |   |   |   |   |   |   |   |   |   |   |
| CAN1-H          | CAN1-L | CAN2-H | CAN2-L | CAN3-H | CAN3-L | Alternative blink control | Alt. contr. centr. lock | Driver door sensor | Passengers door sensor          | Trunk lid | Hood sense | Original alarm++ | Arming state | Lock factory remote | Unlock factory remote | Any button pressed | Handbrake / Parking | Speed 10kmph | Engine running | Engine speed (RPM) | Ignition | Key inserted | Footbrake | Drivers door opening sim. | Turn off the engine | Turn on the engine | Turn signal control | Trunk release | Opening all doors | Closing all doors | GND | PWR +12V | Contr. of factory alarm | Contr.c.lock. when ign.is on | Comfort closure |   |   |   |   |   |   |   |   |   |   |   |   |   |   |   |   |   |   |   |
| 1               | 2      | 3      | 4      | 5      | 6      | 7                         | 8                       | 1                  | 2                               | 3         | 4          | 5                | 6            | 7                   | 8                     | 9                  | 10                  | 11           | 12             | 13                 | 14       | 15           | 1         | 2                         | 3                   | 4                  | 5                   | 6             | 7                 | 8                 | 9   | 10       | +                       | +                            | +               | + | + | + | + | + | + | + | + | + | + | + | + | + | + | + | + | + | + | + |

Attention:



[en] => P/N 727010xx (U277\_70\_10)

**LEXUS RX (Hybrid)**

year: 2020 →


with and without Keyless System

program #: 13854

from: 2022-04-25

| connector 8 pin |        |        |        |        |        |                           |                         |
|-----------------|--------|--------|--------|--------|--------|---------------------------|-------------------------|
| CAN H           | CAN L  | CAN H  | CAN L  | CAN H  | CAN L  | OUT +                     | OUT -                   |
| CAN1-H          | CAN1-L | CAN2-H | CAN2-L | CAN3-H | CAN3-L | Alternative blink control | Alt. contr. centr. lock |
| 1               | 2      | 3      | 4      | 5      | 6      | 7                         | 8                       |
| +               | +      | +      | +      | +      | +      | +                         | +                       |

Attention:



| connector 15 pin   |                        |           |            |                  |              |                     |                       |                    |                     |              |                |                    |          |              |
|--------------------|------------------------|-----------|------------|------------------|--------------|---------------------|-----------------------|--------------------|---------------------|--------------|----------------|--------------------|----------|--------------|
| OUT                | OUT                    | OUT       | OUT        | OUT              | OUT          | OUT                 | OUT                   | OUT                | OUT                 | OUT          | OUT            | OUT                | OUT      | OUT          |
| Driver door sensor | Passengers door sensor | Trunk lid | Hood sense | Original alarm++ | Arming state | Lock factory remote | Unlock factory remote | Any button pressed | Handbrake / Parking | Speed 10kmph | Engine running | Engine speed (RPM) | Ignition | Key inserted |
| 1                  | 2                      | 3         | 4          | 5                | 6            | 7                   | 8                     | 9                  | 10                  | 11           | 12             | 13                 | 14       | 15           |
| +                  | +                      | +         | +          | +                | +            | +                   | +                     | +                  | +                   | +            | +              | +                  | +        | +            |

| connector 10 pin |                           |                     |                    |                     |               |                   |                   |     |          |
|------------------|---------------------------|---------------------|--------------------|---------------------|---------------|-------------------|-------------------|-----|----------|
| OUT              | IN                        | IN                  | IN                 | IN                  | IN            | IN                | IN                | IN  | +        |
| Footbrake        | Drivers door opening sim. | Turn off the engine | Turn on the engine | Turn signal control | Trunk release | Opening all doors | Closing all doors | GND | PWR +12V |
| 1                | 2                         | 3                   | 4                  | 5                   | 6             | 7                 | 8                 | 9   | 10       |
| +                | +                         | +                   | +                  | +                   | +             | +                 | +                 | +   | +        |

|                              |
|------------------------------|
| Contr. of factory alarm      |
| Contr. c.lock when ign.is on |
| Comfort closure              |

**LEXUS RX (CanadaMarket)**

year: 2017 →

with and without Keyless System

program #: 12564

from: 2023-04-18

| connector 8 pin |        |        |        |        |        |                           |                         |
|-----------------|--------|--------|--------|--------|--------|---------------------------|-------------------------|
| CAN H           | CAN L  | CAN H  | CAN L  | CAN H  | CAN L  | OUT +                     | OUT -                   |
| CAN1-H          | CAN1-L | CAN2-H | CAN2-L | CAN3-H | CAN3-L | Alternative blink control | Alt. contr. centr. lock |
| 1               | 2      | 3      | 4      | 5      | 6      | 7                         | 8                       |
| +               | +      | +      | +      | +      | +      | +                         | +                       |

Attention:



| connector 15 pin   |                        |           |            |                  |              |                     |                       |                    |                     |              |                |                    |          |              |
|--------------------|------------------------|-----------|------------|------------------|--------------|---------------------|-----------------------|--------------------|---------------------|--------------|----------------|--------------------|----------|--------------|
| OUT                | OUT                    | OUT       | OUT        | OUT              | OUT          | OUT                 | OUT                   | OUT                | OUT                 | OUT          | OUT            | OUT                | OUT      | OUT          |
| Driver door sensor | Passengers door sensor | Trunk lid | Hood sense | Original alarm++ | Arming state | Lock factory remote | Unlock factory remote | Any button pressed | Handbrake / Parking | Speed 10kmph | Engine running | Engine speed (RPM) | Ignition | Key inserted |
| 1                  | 2                      | 3         | 4          | 5                | 6            | 7                   | 8                     | 9                  | 10                  | 11           | 12             | 13                 | 14       | 15           |
| +                  | +                      | +         | +          | +                | +            | +                   | +                     | +                  | +                   | +            | +              | +                  | +        | +            |

| connector 10 pin |                           |                     |                    |                     |               |                   |                   |     |          |
|------------------|---------------------------|---------------------|--------------------|---------------------|---------------|-------------------|-------------------|-----|----------|
| OUT              | IN                        | IN                  | IN                 | IN                  | IN            | IN                | IN                | IN  | +        |
| Footbrake        | Drivers door opening sim. | Turn off the engine | Turn on the engine | Turn signal control | Trunk release | Opening all doors | Closing all doors | GND | PWR +12V |
| 1                | 2                         | 3                   | 4                  | 5                   | 6             | 7                 | 8                 | 9   | 10       |
| +                | +                         | +                   | +                  | +                   | +             | +                 | +                 | +   | +        |

|                              |
|------------------------------|
| Contr. of factory alarm      |
| Contr. c.lock when ign.is on |
| Comfort closure              |

**LEXUS RX (Hybrid)**

year: 2016 →

with and without Keyless System

program #: 11968

from: 2023-04-18

| connector 8 pin |        |        |        |        |        |                           |                         |
|-----------------|--------|--------|--------|--------|--------|---------------------------|-------------------------|
| CAN H           | CAN L  | CAN H  | CAN L  | CAN H  | CAN L  | OUT +                     | OUT -                   |
| CAN1-H          | CAN1-L | CAN2-H | CAN2-L | CAN3-H | CAN3-L | Alternative blink control | Alt. contr. centr. lock |
| 1               | 2      | 3      | 4      | 5      | 6      | 7                         | 8                       |
| +               | +      | +      | +      | +      | +      | +                         | +                       |

Attention:



| connector 15 pin   |                        |           |            |                  |              |                     |                       |                    |                     |              |                |                    |          |              |
|--------------------|------------------------|-----------|------------|------------------|--------------|---------------------|-----------------------|--------------------|---------------------|--------------|----------------|--------------------|----------|--------------|
| OUT                | OUT                    | OUT       | OUT        | OUT              | OUT          | OUT                 | OUT                   | OUT                | OUT                 | OUT          | OUT            | OUT                | OUT      | OUT          |
| Driver door sensor | Passengers door sensor | Trunk lid | Hood sense | Original alarm++ | Arming state | Lock factory remote | Unlock factory remote | Any button pressed | Handbrake / Parking | Speed 10kmph | Engine running | Engine speed (RPM) | Ignition | Key inserted |
| 1                  | 2                      | 3         | 4          | 5                | 6            | 7                   | 8                     | 9                  | 10                  | 11           | 12             | 13                 | 14       | 15           |
| +                  | +                      | +         | +          | +                | +            | +                   | +                     | +                  | +                   | +            | +              | +                  | +        | +            |

| connector 10 pin |                           |                     |                    |                     |               |                   |                   |     |          |
|------------------|---------------------------|---------------------|--------------------|---------------------|---------------|-------------------|-------------------|-----|----------|
| OUT              | IN                        | IN                  | IN                 | IN                  | IN            | IN                | IN                | IN  | +        |
| Footbrake        | Drivers door opening sim. | Turn off the engine | Turn on the engine | Turn signal control | Trunk release | Opening all doors | Closing all doors | GND | PWR +12V |
| 1                | 2                         | 3                   | 4                  | 5                   | 6             | 7                 | 8                 | 9   | 10       |
| +                | +                         | +                   | +                  | +                   | +             | +                 | +                 | +   | +        |

|                              |
|------------------------------|
| Contr. of factory alarm      |
| Contr. c.lock when ign.is on |
| Comfort closure              |

**LEXUS RX**

year: 2013 →

with and without Keyless System

program #: 11226

from: 2017-09-01

| connector 8 pin |        |        |        |        |        |                           |                         |
|-----------------|--------|--------|--------|--------|--------|---------------------------|-------------------------|
| CAN H           | CAN L  | CAN H  | CAN L  | CAN H  | CAN L  | OUT +                     | OUT -                   |
| CAN1-H          | CAN1-L | CAN2-H | CAN2-L | CAN3-H | CAN3-L | Alternative blink control | Alt. contr. centr. lock |
| 1               | 2      | 3      | 4      | 5      | 6      | 7                         | 8                       |
| +               | +      | +      | +      | +      | +      | +                         | +                       |

Attention:



| connector 15 pin   |                        |           |            |                  |              |                     |                       |                    |                     |              |                |                    |          |              |
|--------------------|------------------------|-----------|------------|------------------|--------------|---------------------|-----------------------|--------------------|---------------------|--------------|----------------|--------------------|----------|--------------|
| OUT                | OUT                    | OUT       | OUT        | OUT              | OUT          | OUT                 | OUT                   | OUT                | OUT                 | OUT          | OUT            | OUT                | OUT      | OUT          |
| Driver door sensor | Passengers door sensor | Trunk lid | Hood sense | Original alarm++ | Arming state | Lock factory remote | Unlock factory remote | Any button pressed | Handbrake / Parking | Speed 10kmph | Engine running | Engine speed (RPM) | Ignition | Key inserted |
| 1                  | 2                      | 3         | 4          | 5                | 6            | 7                   | 8                     | 9                  | 10                  | 11           | 12             | 13                 | 14       | 15           |
| +                  | +                      | +         | +          | +                | +            | +                   | +                     | +                  | +                   | +            | +              | +                  | +        | +            |

| connector 10 pin |                           |                     |                    |                     |               |                   |                   |     |          |
|------------------|---------------------------|---------------------|--------------------|---------------------|---------------|-------------------|-------------------|-----|----------|
| OUT              | IN                        | IN                  | IN                 | IN                  | IN            | IN                | IN                | IN  | +        |
| Footbrake        | Drivers door opening sim. | Turn off the engine | Turn on the engine | Turn signal control | Trunk release | Opening all doors | Closing all doors | GND | PWR +12V |
| 1                | 2                         | 3                   | 4                  | 5                   | 6             | 7                 | 8                 | 9   | 10       |
| +                | +                         | +                   | +                  | +                   | +             | +                 | +                 | +   | +        |

|                              |
|------------------------------|
| Contr. of factory alarm      |
| Contr. c.lock when ign.is on |
| Comfort closure              |

**LEXUS RX (Hybrid) (Keyless)**

year: 2013 →

with Keyless System

program #: 11226

from: 2017-09-01

| connector 8 pin |        |        |        |        |        |                           |                         |
|-----------------|--------|--------|--------|--------|--------|---------------------------|-------------------------|
| CAN H           | CAN L  | CAN H  | CAN L  | CAN H  | CAN L  | OUT +                     | OUT -                   |
| CAN1-H          | CAN1-L | CAN2-H | CAN2-L | CAN3-H | CAN3-L | Alternative blink control | Alt. contr. centr. lock |
| 1               | 2      | 3      | 4      | 5      | 6      | 7                         | 8                       |
| +               | +      | +      | +      | +      | +      | +                         | +                       |

Attention:



| connector 15 pin   |                        |           |            |                  |              |                     |                       |                    |                     |              |                |                    |          |              |
|--------------------|------------------------|-----------|------------|------------------|--------------|---------------------|-----------------------|--------------------|---------------------|--------------|----------------|--------------------|----------|--------------|
| OUT                | OUT                    | OUT       | OUT        | OUT              | OUT          | OUT                 | OUT                   | OUT                | OUT                 | OUT          | OUT            | OUT                | OUT      | OUT          |
| Driver door sensor | Passengers door sensor | Trunk lid | Hood sense | Original alarm++ | Arming state | Lock factory remote | Unlock factory remote | Any button pressed | Handbrake / Parking | Speed 10kmph | Engine running | Engine speed (RPM) | Ignition | Key inserted |
| 1                  | 2                      | 3         | 4          | 5                | 6            | 7                   | 8                     | 9                  | 10                  | 11           | 12             | 13                 | 14       | 15           |
| +                  | +                      | +         | +          | +                | +            | +                   | +                     | +                  | +                   | +            | +              | +                  | +        | +            |

| connector 10 pin |                           |                     |                    |                     |               |                   |                   |     |          |
|------------------|---------------------------|---------------------|--------------------|---------------------|---------------|-------------------|-------------------|-----|----------|
| OUT              | IN                        | IN                  | IN                 | IN                  | IN            | IN                | IN                | IN  | +        |
| Footbrake        | Drivers door opening sim. | Turn off the engine | Turn on the engine | Turn signal control | Trunk release | Opening all doors | Closing all doors | GND | PWR +12V |
| 1                | 2                         | 3                   | 4                  | 5                   | 6             | 7                 | 8                 | 9   | 10       |
| +                | +                         | +                   | +                  | +                   | +             | +                 | +                 | +   | +        |

|                              |
|------------------------------|
| Contr. of factory alarm      |
| Contr. c.lock when ign.is on |
| Comfort closure              |





**LEXUS UX (Hybrid)**

year: 2019 →

with and without Keyless System

program #: 12846

from: 2023-04-18

| connector 8 pin |        |        |        |        |        |                           |                         |
|-----------------|--------|--------|--------|--------|--------|---------------------------|-------------------------|
| CAN H           | CAN L  | CAN H  | CAN L  | CAN H  | CAN L  | OUT +                     | OUT -                   |
| CAN1-H          | CAN1-L | CAN2-H | CAN2-L | CAN3-H | CAN3-L | Alternative blink control | Alt. contr. centr. lock |
| 1               | 2      | 3      | 4      | 5      | 6      | 7                         | 8                       |
| +               | +      | +      | +      | +      | +      | +                         | +                       |

| connector 15 pin   |                        |           |            |                  |              |                     |                       |                    |                     |              |                |                    |          |              |
|--------------------|------------------------|-----------|------------|------------------|--------------|---------------------|-----------------------|--------------------|---------------------|--------------|----------------|--------------------|----------|--------------|
| OUT                | OUT                    | OUT       | OUT        | OUT              | OUT          | OUT                 | OUT                   | OUT                | OUT                 | OUT          | OUT            | OUT                | OUT      | OUT          |
| Driver door sensor | Passengers door sensor | Trunk lid | Hood sense | Original alarm++ | Arming state | Lock factory remote | Unlock factory remote | Any button pressed | Handbrake / Parking | Speed 10kmph | Engine running | Engine speed (RPM) | Ignition | Key inserted |
| 1                  | 2                      | 3         | 4          | 5                | 6            | 7                   | 8                     | 9                  | 10                  | 11           | 12             | 13                 | 14       | 15           |
| +                  | +                      | +         | +          | +                | +            | +                   | +                     | +                  | +                   | +            | +              | +                  | +        | +            |

| connector 10 pin |                           |                     |                    |                     |               |                   |                   |     |          |
|------------------|---------------------------|---------------------|--------------------|---------------------|---------------|-------------------|-------------------|-----|----------|
| OUT              | IN                        | IN                  | IN                 | IN                  | IN            | IN                | IN                | IN  | IN       |
| Footbrake        | Drivers door opening sim. | Turn off the engine | Turn on the engine | Turn signal control | Trunk release | Opening all doors | Closing all doors | GND | PWR +12V |
| 1                | 2                         | 3                   | 4                  | 5                   | 6             | 7                 | 8                 | 9   | 10       |
| +                | +                         | +                   | +                  | +                   | +             | +                 | +                 | +   | +        |

|                              |
|------------------------------|
| Contr. of factory alarm      |
| Contr.c.lock. when ign.is on |
| Comfort closure              |

Attention:

**LEXUS UX 300e (Electric)**

year: 2019 →

with and without Keyless System

program #: 14198

from: 2023-04-18

| connector 8 pin |        |        |        |        |        |                           |                         |
|-----------------|--------|--------|--------|--------|--------|---------------------------|-------------------------|
| CAN H           | CAN L  | CAN H  | CAN L  | CAN H  | CAN L  | OUT +                     | OUT -                   |
| CAN1-H          | CAN1-L | CAN2-H | CAN2-L | CAN3-H | CAN3-L | Alternative blink control | Alt. contr. centr. lock |
| 1               | 2      | 3      | 4      | 5      | 6      | 7                         | 8                       |
| +               | +      | +      | +      | +      | +      | +                         | +                       |

| connector 15 pin   |                        |           |            |                  |              |                     |                       |                    |                     |              |                |                    |          |              |
|--------------------|------------------------|-----------|------------|------------------|--------------|---------------------|-----------------------|--------------------|---------------------|--------------|----------------|--------------------|----------|--------------|
| OUT                | OUT                    | OUT       | OUT        | OUT              | OUT          | OUT                 | OUT                   | OUT                | OUT                 | OUT          | OUT            | OUT                | OUT      | OUT          |
| Driver door sensor | Passengers door sensor | Trunk lid | Hood sense | Original alarm++ | Arming state | Lock factory remote | Unlock factory remote | Any button pressed | Handbrake / Parking | Speed 10kmph | Engine running | Engine speed (RPM) | Ignition | Key inserted |
| 1                  | 2                      | 3         | 4          | 5                | 6            | 7                   | 8                     | 9                  | 10                  | 11           | 12             | 13                 | 14       | 15           |
| +                  | +                      | +         | +          | +                | +            | +                   | +                     | +                  | +                   | +            | +              | +                  | +        | +            |

| connector 10 pin |                           |                     |                    |                     |               |                   |                   |     |          |
|------------------|---------------------------|---------------------|--------------------|---------------------|---------------|-------------------|-------------------|-----|----------|
| OUT              | IN                        | IN                  | IN                 | IN                  | IN            | IN                | IN                | IN  | IN       |
| Footbrake        | Drivers door opening sim. | Turn off the engine | Turn on the engine | Turn signal control | Trunk release | Opening all doors | Closing all doors | GND | PWR +12V |
| 1                | 2                         | 3                   | 4                  | 5                   | 6             | 7                 | 8                 | 9   | 10       |
| +                | +                         | +                   | +                  | +                   | +             | +                 | +                 | +   | +        |

|                              |
|------------------------------|
| Contr. of factory alarm      |
| Contr.c.lock. when ign.is on |
| Comfort closure              |

Attention:

**LIFAN CEBRIUM (720)**

year: 2014 →

without Keyless System

program #: 11594

from: 2017-09-01

| connector 8 pin |        |        |        |        |        |                           |                         |
|-----------------|--------|--------|--------|--------|--------|---------------------------|-------------------------|
| CAN H           | CAN L  | CAN H  | CAN L  | CAN H  | CAN L  | OUT +                     | OUT -                   |
| CAN1-H          | CAN1-L | CAN2-H | CAN2-L | CAN3-H | CAN3-L | Alternative blink control | Alt. contr. centr. lock |
| 1               | 2      | 3      | 4      | 5      | 6      | 7                         | 8                       |
| +               | +      | +      | +      | +      | +      | +                         | +                       |

| connector 15 pin   |                        |           |            |                  |              |                     |                       |                    |                     |              |                |                    |          |              |
|--------------------|------------------------|-----------|------------|------------------|--------------|---------------------|-----------------------|--------------------|---------------------|--------------|----------------|--------------------|----------|--------------|
| OUT                | OUT                    | OUT       | OUT        | OUT              | OUT          | OUT                 | OUT                   | OUT                | OUT                 | OUT          | OUT            | OUT                | OUT      | OUT          |
| Driver door sensor | Passengers door sensor | Trunk lid | Hood sense | Original alarm++ | Arming state | Lock factory remote | Unlock factory remote | Any button pressed | Handbrake / Parking | Speed 10kmph | Engine running | Engine speed (RPM) | Ignition | Key inserted |
| 1                  | 2                      | 3         | 4          | 5                | 6            | 7                   | 8                     | 9                  | 10                  | 11           | 12             | 13                 | 14       | 15           |
| +                  | +                      | +         | +          | +                | +            | +                   | +                     | +                  | +                   | +            | +              | +                  | +        | +            |

| connector 10 pin |                           |                     |                    |                     |               |                   |                   |     |          |
|------------------|---------------------------|---------------------|--------------------|---------------------|---------------|-------------------|-------------------|-----|----------|
| OUT              | IN                        | IN                  | IN                 | IN                  | IN            | IN                | IN                | IN  | IN       |
| Footbrake        | Drivers door opening sim. | Turn off the engine | Turn on the engine | Turn signal control | Trunk release | Opening all doors | Closing all doors | GND | PWR +12V |
| 1                | 2                         | 3                   | 4                  | 5                   | 6             | 7                 | 8                 | 9   | 10       |
| +                | +                         | +                   | +                  | +                   | +             | +                 | +                 | +   | +        |

|                              |
|------------------------------|
| Contr. of factory alarm      |
| Contr.c.lock. when ign.is on |
| Comfort closure              |

Attention:

**LIFAN MYWAY**

year: 2017 →

without Keyless System

program #: 12243

from: 2018-03-01

| connector 8 pin |        |        |        |        |        |                           |                         |
|-----------------|--------|--------|--------|--------|--------|---------------------------|-------------------------|
| CAN H           | CAN L  | CAN H  | CAN L  | CAN H  | CAN L  | OUT +                     | OUT -                   |
| CAN1-H          | CAN1-L | CAN2-H | CAN2-L | CAN3-H | CAN3-L | Alternative blink control | Alt. contr. centr. lock |
| 1               | 2      | 3      | 4      | 5      | 6      | 7                         | 8                       |
| +               | +      | +      | +      | +      | +      | +                         | +                       |

| connector 15 pin   |                        |           |            |                  |              |                     |                       |                    |                     |              |                |                    |          |              |
|--------------------|------------------------|-----------|------------|------------------|--------------|---------------------|-----------------------|--------------------|---------------------|--------------|----------------|--------------------|----------|--------------|
| OUT                | OUT                    | OUT       | OUT        | OUT              | OUT          | OUT                 | OUT                   | OUT                | OUT                 | OUT          | OUT            | OUT                | OUT      | OUT          |
| Driver door sensor | Passengers door sensor | Trunk lid | Hood sense | Original alarm++ | Arming state | Lock factory remote | Unlock factory remote | Any button pressed | Handbrake / Parking | Speed 10kmph | Engine running | Engine speed (RPM) | Ignition | Key inserted |
| 1                  | 2                      | 3         | 4          | 5                | 6            | 7                   | 8                     | 9                  | 10                  | 11           | 12             | 13                 | 14       | 15           |
| +                  | +                      | +         | +          | +                | +            | +                   | +                     | +                  | +                   | +            | +              | +                  | +        | +            |

| connector 10 pin |                           |                     |                    |                     |               |                   |                   |     |          |
|------------------|---------------------------|---------------------|--------------------|---------------------|---------------|-------------------|-------------------|-----|----------|
| OUT              | IN                        | IN                  | IN                 | IN                  | IN            | IN                | IN                | IN  | IN       |
| Footbrake        | Drivers door opening sim. | Turn off the engine | Turn on the engine | Turn signal control | Trunk release | Opening all doors | Closing all doors | GND | PWR +12V |
| 1                | 2                         | 3                   | 4                  | 5                   | 6             | 7                 | 8                 | 9   | 10       |
| +                | +                         | +                   | +                  | +                   | +             | +                 | +                 | +   | +        |

|                              |
|------------------------------|
| Contr. of factory alarm      |
| Contr.c.lock. when ign.is on |
| Comfort closure              |

Attention:

**LIFAN SOLANO (620)**

year: 2013 →

without Keyless System

program #: 11595

from: 2017-09-01

| connector 8 pin |        |        |        |        |        |                           |                         |
|-----------------|--------|--------|--------|--------|--------|---------------------------|-------------------------|
| CAN H           | CAN L  | CAN H  | CAN L  | CAN H  | CAN L  | OUT +                     | OUT -                   |
| CAN1-H          | CAN1-L | CAN2-H | CAN2-L | CAN3-H | CAN3-L | Alternative blink control | Alt. contr. centr. lock |
| 1               | 2      | 3      | 4      | 5      | 6      | 7                         | 8                       |
| +               | +      | +      | +      | +      | +      | +                         | +                       |

| connector 15 pin   |                        |           |            |                  |              |                     |                       |                    |                     |              |                |                    |          |              |
|--------------------|------------------------|-----------|------------|------------------|--------------|---------------------|-----------------------|--------------------|---------------------|--------------|----------------|--------------------|----------|--------------|
| OUT                | OUT                    | OUT       | OUT        | OUT              | OUT          | OUT                 | OUT                   | OUT                | OUT                 | OUT          | OUT            | OUT                | OUT      | OUT          |
| Driver door sensor | Passengers door sensor | Trunk lid | Hood sense | Original alarm++ | Arming state | Lock factory remote | Unlock factory remote | Any button pressed | Handbrake / Parking | Speed 10kmph | Engine running | Engine speed (RPM) | Ignition | Key inserted |
| 1                  | 2                      | 3         | 4          | 5                | 6            | 7                   | 8                     | 9                  | 10                  | 11           | 12             | 13                 | 14       | 15           |
| +                  | +                      | +         | +          | +                | +            | +                   | +                     | +                  | +                   | +            | +              | +                  | +        | +            |

| connector 10 pin |                           |                     |                    |                     |               |                   |                   |     |          |
|------------------|---------------------------|---------------------|--------------------|---------------------|---------------|-------------------|-------------------|-----|----------|
| OUT              | IN                        | IN                  | IN                 | IN                  | IN            | IN                | IN                | IN  | IN       |
| Footbrake        | Drivers door opening sim. | Turn off the engine | Turn on the engine | Turn signal control | Trunk release | Opening all doors | Closing all doors | GND | PWR +12V |
| 1                | 2                         | 3                   | 4                  | 5                   | 6             | 7                 | 8                 | 9   | 10       |
| +                | +                         | +                   | +                  | +                   | +             | +                 | +                 | +   | +        |

|                              |
|------------------------------|
| Contr. of factory alarm      |
| Contr.c.lock. when ign.is on |
| Comfort closure              |

Attention:

Switches

**LINCOLN CORSAIR**

year: 2020 →

with and without Keyless System

program №: 14835

from: 2023-08-21

| connector 8 pin |        |        |        |        |        |                           |                         |
|-----------------|--------|--------|--------|--------|--------|---------------------------|-------------------------|
| CAN H           | CAN L  | CAN H  | CAN L  | CAN H  | CAN L  | OUT +                     | OUT -                   |
| CAN1-H          | CAN1-L | CAN2-H | CAN2-L | CAN3-H | CAN3-L | Alternative blink control | Alt. contr. centr. lock |
| 1               | 2      | 3      | 4      | 5      | 6      | 7                         | 8                       |
| +               | +      | +      | +      | +      | +      | +                         | +                       |

| connector 15 pin   |                        |           |            |                  |              |                     |                       |                    |                     |              |                |                    |          |              |
|--------------------|------------------------|-----------|------------|------------------|--------------|---------------------|-----------------------|--------------------|---------------------|--------------|----------------|--------------------|----------|--------------|
| OUT                | OUT                    | OUT       | OUT        | OUT              | OUT          | OUT                 | OUT                   | OUT                | OUT                 | OUT          | OUT            | OUT                | OUT      | OUT          |
| Driver door sensor | Passengers door sensor | Trunk lid | Hood sense | Original alarm++ | Arming state | Lock factory remote | Unlock factory remote | Any button pressed | Handbrake / Parking | Speed 10kmph | Engine running | Engine speed (RPM) | Ignition | Key inserted |
| 1                  | 2                      | 3         | 4          | 5                | 6            | 7                   | 8                     | 9                  | 10                  | 11           | 12             | 13                 | 14       | 15           |
| +                  | +                      | +         | +          | +                | +            | +                   | +                     | +                  | +                   | +            | +              | +                  | +        | +            |

| connector 10 pin |                           |                     |                    |                     |               |                   |                   |     |          |
|------------------|---------------------------|---------------------|--------------------|---------------------|---------------|-------------------|-------------------|-----|----------|
| OUT              | IN                        | IN                  | IN                 | IN                  | IN            | IN                | IN                | IN  | IN       |
| Footbrake        | Drivers door opening sim. | Turn off the engine | Turn on the engine | Turn signal control | Trunk release | Opening all doors | Closing all doors | GND | PWR +12V |
| 1                | 2                         | 3                   | 4                  | 5                   | 6             | 7                 | 8                 | 9   | 10       |
| +                | +                         | +                   | +                  | +                   | +             | +                 | +                 | +   | +        |

|                         |                              |                 |
|-------------------------|------------------------------|-----------------|
| Contr. of factory alarm | Contr.c.lock. when ign.is on | Comfort closure |
| +                       | +                            | +               |

Attention:



**LUCID AIR (Electric)**

year: 2022 →

program №: 14493

from: 2023-02-28

| connector 8 pin |        |        |        |        |        |                           |                         |
|-----------------|--------|--------|--------|--------|--------|---------------------------|-------------------------|
| CAN H           | CAN L  | CAN H  | CAN L  | CAN H  | CAN L  | OUT +                     | OUT -                   |
| CAN1-H          | CAN1-L | CAN2-H | CAN2-L | CAN3-H | CAN3-L | Alternative blink control | Alt. contr. centr. lock |
| 1               | 2      | 3      | 4      | 5      | 6      | 7                         | 8                       |
| +               | +      | +      | +      | +      | +      | +                         | +                       |

| connector 15 pin   |                        |           |            |                  |              |                     |                       |                    |                     |              |                |                    |          |              |
|--------------------|------------------------|-----------|------------|------------------|--------------|---------------------|-----------------------|--------------------|---------------------|--------------|----------------|--------------------|----------|--------------|
| OUT                | OUT                    | OUT       | OUT        | OUT              | OUT          | OUT                 | OUT                   | OUT                | OUT                 | OUT          | OUT            | OUT                | OUT      | OUT          |
| Driver door sensor | Passengers door sensor | Trunk lid | Hood sense | Original alarm++ | Arming state | Lock factory remote | Unlock factory remote | Any button pressed | Handbrake / Parking | Speed 10kmph | Engine running | Engine speed (RPM) | Ignition | Key inserted |
| 1                  | 2                      | 3         | 4          | 5                | 6            | 7                   | 8                     | 9                  | 10                  | 11           | 12             | 13                 | 14       | 15           |
| +                  | +                      | +         | +          | +                | +            | +                   | +                     | +                  | +                   | +            | +              | +                  | +        | +            |

| connector 10 pin |                           |                     |                    |                     |               |                   |                   |     |          |
|------------------|---------------------------|---------------------|--------------------|---------------------|---------------|-------------------|-------------------|-----|----------|
| OUT              | IN                        | IN                  | IN                 | IN                  | IN            | IN                | IN                | IN  | IN       |
| Footbrake        | Drivers door opening sim. | Turn off the engine | Turn on the engine | Turn signal control | Trunk release | Opening all doors | Closing all doors | GND | PWR +12V |
| 1                | 2                         | 3                   | 4                  | 5                   | 6             | 7                 | 8                 | 9   | 10       |
| +                | +                         | +                   | +                  | +                   | +             | +                 | +                 | +   | +        |

|                         |                              |                 |
|-------------------------|------------------------------|-----------------|
| Contr. of factory alarm | Contr.c.lock. when ign.is on | Comfort closure |
| +                       | +                            | +               |

Attention:



**LUXGEN U7 TURBO**

year: 2014 →

program №: 11518

from: 2019-02-06

| connector 8 pin |        |        |        |        |        |                           |                         |
|-----------------|--------|--------|--------|--------|--------|---------------------------|-------------------------|
| CAN H           | CAN L  | CAN H  | CAN L  | CAN H  | CAN L  | OUT +                     | OUT -                   |
| CAN1-H          | CAN1-L | CAN2-H | CAN2-L | CAN3-H | CAN3-L | Alternative blink control | Alt. contr. centr. lock |
| 1               | 2      | 3      | 4      | 5      | 6      | 7                         | 8                       |
| +               | +      | +      | +      | +      | +      | +                         | +                       |

| connector 15 pin   |                        |           |            |                  |              |                     |                       |                    |                     |              |                |                    |          |              |
|--------------------|------------------------|-----------|------------|------------------|--------------|---------------------|-----------------------|--------------------|---------------------|--------------|----------------|--------------------|----------|--------------|
| OUT                | OUT                    | OUT       | OUT        | OUT              | OUT          | OUT                 | OUT                   | OUT                | OUT                 | OUT          | OUT            | OUT                | OUT      | OUT          |
| Driver door sensor | Passengers door sensor | Trunk lid | Hood sense | Original alarm++ | Arming state | Lock factory remote | Unlock factory remote | Any button pressed | Handbrake / Parking | Speed 10kmph | Engine running | Engine speed (RPM) | Ignition | Key inserted |
| 1                  | 2                      | 3         | 4          | 5                | 6            | 7                   | 8                     | 9                  | 10                  | 11           | 12             | 13                 | 14       | 15           |
| +                  | +                      | +         | +          | +                | +            | +                   | +                     | +                  | +                   | +            | +              | +                  | +        | +            |

| connector 10 pin |                           |                     |                    |                     |               |                   |                   |     |          |
|------------------|---------------------------|---------------------|--------------------|---------------------|---------------|-------------------|-------------------|-----|----------|
| OUT              | IN                        | IN                  | IN                 | IN                  | IN            | IN                | IN                | IN  | IN       |
| Footbrake        | Drivers door opening sim. | Turn off the engine | Turn on the engine | Turn signal control | Trunk release | Opening all doors | Closing all doors | GND | PWR +12V |
| 1                | 2                         | 3                   | 4                  | 5                   | 6             | 7                 | 8                 | 9   | 10       |
| +                | +                         | +                   | +                  | +                   | +             | +                 | +                 | +   | +        |

|                         |                              |                 |
|-------------------------|------------------------------|-----------------|
| Contr. of factory alarm | Contr.c.lock. when ign.is on | Comfort closure |
| +                       | +                            | +               |

Attention:



**LYNX COMMANDER GT 900 ACE TURBO**

year: 2024 →

program №: 14974

from: 2023-10-20

| connector 8 pin |        |        |        |        |        |                           |                         |
|-----------------|--------|--------|--------|--------|--------|---------------------------|-------------------------|
| CAN H           | CAN L  | CAN H  | CAN L  | CAN H  | CAN L  | OUT +                     | OUT -                   |
| CAN1-H          | CAN1-L | CAN2-H | CAN2-L | CAN3-H | CAN3-L | Alternative blink control | Alt. contr. centr. lock |
| 1               | 2      | 3      | 4      | 5      | 6      | 7                         | 8                       |
| +               | +      | +      | +      | +      | +      | +                         | +                       |

| connector 15 pin   |                        |           |            |                  |              |                     |                       |                    |                     |              |                |                    |          |              |
|--------------------|------------------------|-----------|------------|------------------|--------------|---------------------|-----------------------|--------------------|---------------------|--------------|----------------|--------------------|----------|--------------|
| OUT                | OUT                    | OUT       | OUT        | OUT              | OUT          | OUT                 | OUT                   | OUT                | OUT                 | OUT          | OUT            | OUT                | OUT      | OUT          |
| Driver door sensor | Passengers door sensor | Trunk lid | Hood sense | Original alarm++ | Arming state | Lock factory remote | Unlock factory remote | Any button pressed | Handbrake / Parking | Speed 10kmph | Engine running | Engine speed (RPM) | Ignition | Key inserted |
| 1                  | 2                      | 3         | 4          | 5                | 6            | 7                   | 8                     | 9                  | 10                  | 11           | 12             | 13                 | 14       | 15           |
| +                  | +                      | +         | +          | +                | +            | +                   | +                     | +                  | +                   | +            | +              | +                  | +        | +            |

| connector 10 pin |                           |                     |                    |                     |               |                   |                   |     |          |
|------------------|---------------------------|---------------------|--------------------|---------------------|---------------|-------------------|-------------------|-----|----------|
| OUT              | IN                        | IN                  | IN                 | IN                  | IN            | IN                | IN                | IN  | IN       |
| Footbrake        | Drivers door opening sim. | Turn off the engine | Turn on the engine | Turn signal control | Trunk release | Opening all doors | Closing all doors | GND | PWR +12V |
| 1                | 2                         | 3                   | 4                  | 5                   | 6             | 7                 | 8                 | 9   | 10       |
| +                | +                         | +                   | +                  | +                   | +             | +                 | +                 | +   | +        |

|                         |                              |                 |
|-------------------------|------------------------------|-----------------|
| Contr. of factory alarm | Contr.c.lock. when ign.is on | Comfort closure |
| +                       | +                            | +               |

Attention:



**MAN TGE (UY) (Electric)**

year: 2020 →

with and without Keyless System

program №: 13838

from: 2023-05-22

| connector 8 pin |        |        |        |        |        |                           |                         |
|-----------------|--------|--------|--------|--------|--------|---------------------------|-------------------------|
| CAN H           | CAN L  | CAN H  | CAN L  | CAN H  | CAN L  | OUT +                     | OUT -                   |
| CAN1-H          | CAN1-L | CAN2-H | CAN2-L | CAN3-H | CAN3-L | Alternative blink control | Alt. contr. centr. lock |
| 1               | 2      | 3      | 4      | 5      | 6      | 7                         | 8                       |
| +               | +      | +      | +      | +      | +      | +                         | +                       |

| connector 15 pin   |                        |           |            |                  |              |                     |                       |                    |                     |              |                |                    |          |              |
|--------------------|------------------------|-----------|------------|------------------|--------------|---------------------|-----------------------|--------------------|---------------------|--------------|----------------|--------------------|----------|--------------|
| OUT                | OUT                    | OUT       | OUT        | OUT              | OUT          | OUT                 | OUT                   | OUT                | OUT                 | OUT          | OUT            | OUT                | OUT      | OUT          |
| Driver door sensor | Passengers door sensor | Trunk lid | Hood sense | Original alarm++ | Arming state | Lock factory remote | Unlock factory remote | Any button pressed | Handbrake / Parking | Speed 10kmph | Engine running | Engine speed (RPM) | Ignition | Key inserted |
| 1                  | 2                      | 3         | 4          | 5                | 6            | 7                   | 8                     | 9                  | 10                  | 11           | 12             | 13                 | 14       | 15           |
| +                  | +                      | +         | +          | +                | +            | +                   | +                     | +                  | +                   | +            | +              | +                  | +        | +            |

| connector 10 pin |                           |                     |                    |                     |               |                   |                   |     |          |
|------------------|---------------------------|---------------------|--------------------|---------------------|---------------|-------------------|-------------------|-----|----------|
| OUT              | IN                        | IN                  | IN                 | IN                  | IN            | IN                | IN                | IN  | IN       |
| Footbrake        | Drivers door opening sim. | Turn off the engine | Turn on the engine | Turn signal control | Trunk release | Opening all doors | Closing all doors | GND | PWR +12V |
| 1                | 2                         | 3                   | 4                  | 5                   | 6             | 7                 | 8                 | 9   | 10       |
| +                | +                         | +                   | +                  | +                   | +             | +                 | +                 | +   | +        |

|                         |                              |                 |
|-------------------------|------------------------------|-----------------|
| Contr. of factory alarm | Contr.c.lock. when ign.is on | Comfort closure |
| +                       | +                            | +               |

Attention:







**MASERATI QUATTROPORTE M139**

year: 2009 →

with and without Keyless System

program N° 13449

from: 2022-12-15

| connector 8 pin |        |        |        |        |        |                           |                         |
|-----------------|--------|--------|--------|--------|--------|---------------------------|-------------------------|
| CAN H           | CAN L  | CAN H  | CAN L  | CAN H  | CAN L  | OUT +                     | OUT -                   |
| CAN1-H          | CAN1-L | CAN2-H | CAN2-L | CAN3-H | CAN3-L | Alternative blink control | Alt. contr. centr. lock |
| 1               | 2      | 3      | 4      | 5      | 6      | 7                         | 8                       |
| +               | +      | +      | +      | +      | +      | +                         | +                       |

| connector 15 pin   |                        |           |            |                  |              |                     |                       |                    |                     |              |                |                    |          |              |
|--------------------|------------------------|-----------|------------|------------------|--------------|---------------------|-----------------------|--------------------|---------------------|--------------|----------------|--------------------|----------|--------------|
| OUT                | OUT                    | OUT       | OUT        | OUT              | OUT          | OUT                 | OUT                   | OUT                | OUT                 | OUT          | OUT            | OUT                | OUT      | OUT          |
| Driver door sensor | Passengers door sensor | Trunk lid | Hood sense | Original alarm++ | Arming state | Lock factory remote | Unlock factory remote | Any button pressed | Handbrake / Parking | Speed 10kmph | Engine running | Engine speed (RPM) | Ignition | Key inserted |
| 1                  | 2                      | 3         | 4          | 5                | 6            | 7                   | 8                     | 9                  | 10                  | 11           | 12             | 13                 | 14       | 15           |
| +                  | +                      | +         | +          | +                | +            | +                   | +                     | +                  | +                   | +            | +              | +                  | +        | +            |

| connector 10 pin |                           |                     |                    |                     |               |                   |                   |     |          |
|------------------|---------------------------|---------------------|--------------------|---------------------|---------------|-------------------|-------------------|-----|----------|
| OUT              | IN                        | IN                  | IN                 | IN                  | IN            | IN                | IN                | IN  | IN       |
| Footbrake        | Drivers door opening sim. | Turn off the engine | Turn on the engine | Turn signal control | Trunk release | Opening all doors | Closing all doors | GND | PWR +12V |
| 1                | 2                         | 3                   | 4                  | 5                   | 6             | 7                 | 8                 | 9   | 10       |
| +                | +                         | +                   | +                  | +                   | +             | +                 | +                 | +   | +        |

Attention:

**MAXUS DELIVER 9**

year: 2019 →

program N° 14128

from: 2022-12-22

| connector 8 pin |        |        |        |        |        |                           |                         |
|-----------------|--------|--------|--------|--------|--------|---------------------------|-------------------------|
| CAN H           | CAN L  | CAN H  | CAN L  | CAN H  | CAN L  | OUT +                     | OUT -                   |
| CAN1-H          | CAN1-L | CAN2-H | CAN2-L | CAN3-H | CAN3-L | Alternative blink control | Alt. contr. centr. lock |
| 1               | 2      | 3      | 4      | 5      | 6      | 7                         | 8                       |
| +               | +      | +      | +      | +      | +      | +                         | +                       |

| connector 15 pin   |                        |           |            |                  |              |                     |                       |                    |                     |              |                |                    |          |              |
|--------------------|------------------------|-----------|------------|------------------|--------------|---------------------|-----------------------|--------------------|---------------------|--------------|----------------|--------------------|----------|--------------|
| OUT                | OUT                    | OUT       | OUT        | OUT              | OUT          | OUT                 | OUT                   | OUT                | OUT                 | OUT          | OUT            | OUT                | OUT      | OUT          |
| Driver door sensor | Passengers door sensor | Trunk lid | Hood sense | Original alarm++ | Arming state | Lock factory remote | Unlock factory remote | Any button pressed | Handbrake / Parking | Speed 10kmph | Engine running | Engine speed (RPM) | Ignition | Key inserted |
| 1                  | 2                      | 3         | 4          | 5                | 6            | 7                   | 8                     | 9                  | 10                  | 11           | 12             | 13                 | 14       | 15           |
| +                  | +                      | +         | +          | +                | +            | +                   | +                     | +                  | +                   | +            | +              | +                  | +        | +            |

| connector 10 pin |                           |                     |                    |                     |               |                   |                   |     |          |
|------------------|---------------------------|---------------------|--------------------|---------------------|---------------|-------------------|-------------------|-----|----------|
| OUT              | IN                        | IN                  | IN                 | IN                  | IN            | IN                | IN                | IN  | IN       |
| Footbrake        | Drivers door opening sim. | Turn off the engine | Turn on the engine | Turn signal control | Trunk release | Opening all doors | Closing all doors | GND | PWR +12V |
| 1                | 2                         | 3                   | 4                  | 5                   | 6             | 7                 | 8                 | 9   | 10       |
| +                | +                         | +                   | +                  | +                   | +             | +                 | +                 | +   | +        |

Attention:

**MAXUS eDELIVER 3 (Electric)**

year: 2022 →

program N° 14267

from: 2022-11-21

| connector 8 pin |        |        |        |        |        |                           |                         |
|-----------------|--------|--------|--------|--------|--------|---------------------------|-------------------------|
| CAN H           | CAN L  | CAN H  | CAN L  | CAN H  | CAN L  | OUT +                     | OUT -                   |
| CAN1-H          | CAN1-L | CAN2-H | CAN2-L | CAN3-H | CAN3-L | Alternative blink control | Alt. contr. centr. lock |
| 1               | 2      | 3      | 4      | 5      | 6      | 7                         | 8                       |
| +               | +      | +      | +      | +      | +      | +                         | +                       |

| connector 15 pin   |                        |           |            |                  |              |                     |                       |                    |                     |              |                |                    |          |              |
|--------------------|------------------------|-----------|------------|------------------|--------------|---------------------|-----------------------|--------------------|---------------------|--------------|----------------|--------------------|----------|--------------|
| OUT                | OUT                    | OUT       | OUT        | OUT              | OUT          | OUT                 | OUT                   | OUT                | OUT                 | OUT          | OUT            | OUT                | OUT      | OUT          |
| Driver door sensor | Passengers door sensor | Trunk lid | Hood sense | Original alarm++ | Arming state | Lock factory remote | Unlock factory remote | Any button pressed | Handbrake / Parking | Speed 10kmph | Engine running | Engine speed (RPM) | Ignition | Key inserted |
| 1                  | 2                      | 3         | 4          | 5                | 6            | 7                   | 8                     | 9                  | 10                  | 11           | 12             | 13                 | 14       | 15           |
| +                  | +                      | +         | +          | +                | +            | +                   | +                     | +                  | +                   | +            | +              | +                  | +        | +            |

| connector 10 pin |                           |                     |                    |                     |               |                   |                   |     |          |
|------------------|---------------------------|---------------------|--------------------|---------------------|---------------|-------------------|-------------------|-----|----------|
| OUT              | IN                        | IN                  | IN                 | IN                  | IN            | IN                | IN                | IN  | IN       |
| Footbrake        | Drivers door opening sim. | Turn off the engine | Turn on the engine | Turn signal control | Trunk release | Opening all doors | Closing all doors | GND | PWR +12V |
| 1                | 2                         | 3                   | 4                  | 5                   | 6             | 7                 | 8                 | 9   | 10       |
| +                | +                         | +                   | +                  | +                   | +             | +                 | +                 | +   | +        |

Attention:

**MAXUS eDELIVER 9 (Electric)**

year: 2022 →

program N° 14467

from: 2022-11-21

| connector 8 pin |        |        |        |        |        |                           |                         |
|-----------------|--------|--------|--------|--------|--------|---------------------------|-------------------------|
| CAN H           | CAN L  | CAN H  | CAN L  | CAN H  | CAN L  | OUT +                     | OUT -                   |
| CAN1-H          | CAN1-L | CAN2-H | CAN2-L | CAN3-H | CAN3-L | Alternative blink control | Alt. contr. centr. lock |
| 1               | 2      | 3      | 4      | 5      | 6      | 7                         | 8                       |
| +               | +      | +      | +      | +      | +      | +                         | +                       |

| connector 15 pin   |                        |           |            |                  |              |                     |                       |                    |                     |              |                |                    |          |              |
|--------------------|------------------------|-----------|------------|------------------|--------------|---------------------|-----------------------|--------------------|---------------------|--------------|----------------|--------------------|----------|--------------|
| OUT                | OUT                    | OUT       | OUT        | OUT              | OUT          | OUT                 | OUT                   | OUT                | OUT                 | OUT          | OUT            | OUT                | OUT      | OUT          |
| Driver door sensor | Passengers door sensor | Trunk lid | Hood sense | Original alarm++ | Arming state | Lock factory remote | Unlock factory remote | Any button pressed | Handbrake / Parking | Speed 10kmph | Engine running | Engine speed (RPM) | Ignition | Key inserted |
| 1                  | 2                      | 3         | 4          | 5                | 6            | 7                   | 8                     | 9                  | 10                  | 11           | 12             | 13                 | 14       | 15           |
| +                  | +                      | +         | +          | +                | +            | +                   | +                     | +                  | +                   | +            | +              | +                  | +        | +            |

| connector 10 pin |                           |                     |                    |                     |               |                   |                   |     |          |
|------------------|---------------------------|---------------------|--------------------|---------------------|---------------|-------------------|-------------------|-----|----------|
| OUT              | IN                        | IN                  | IN                 | IN                  | IN            | IN                | IN                | IN  | IN       |
| Footbrake        | Drivers door opening sim. | Turn off the engine | Turn on the engine | Turn signal control | Trunk release | Opening all doors | Closing all doors | GND | PWR +12V |
| 1                | 2                         | 3                   | 4                  | 5                   | 6             | 7                 | 8                 | 9   | 10       |
| +                | +                         | +                   | +                  | +                   | +             | +                 | +                 | +   | +        |

Attention:

**MAXUS EV80 (Electric)**

year: 2019 →

program N° 14144

from: 2022-02-10

| connector 8 pin |        |        |        |        |        |                           |                         |
|-----------------|--------|--------|--------|--------|--------|---------------------------|-------------------------|
| CAN H           | CAN L  | CAN H  | CAN L  | CAN H  | CAN L  | OUT +                     | OUT -                   |
| CAN1-H          | CAN1-L | CAN2-H | CAN2-L | CAN3-H | CAN3-L | Alternative blink control | Alt. contr. centr. lock |
| 1               | 2      | 3      | 4      | 5      | 6      | 7                         | 8                       |
| +               | +      | +      | +      | +      | +      | +                         | +                       |

| connector 15 pin   |                        |           |            |                  |              |                     |                       |                    |                     |              |                |                    |          |              |
|--------------------|------------------------|-----------|------------|------------------|--------------|---------------------|-----------------------|--------------------|---------------------|--------------|----------------|--------------------|----------|--------------|
| OUT                | OUT                    | OUT       | OUT        | OUT              | OUT          | OUT                 | OUT                   | OUT                | OUT                 | OUT          | OUT            | OUT                | OUT      | OUT          |
| Driver door sensor | Passengers door sensor | Trunk lid | Hood sense | Original alarm++ | Arming state | Lock factory remote | Unlock factory remote | Any button pressed | Handbrake / Parking | Speed 10kmph | Engine running | Engine speed (RPM) | Ignition | Key inserted |
| 1                  | 2                      | 3         | 4          | 5                | 6            | 7                   | 8                     | 9                  | 10                  | 11           | 12             | 13                 | 14       | 15           |
| +                  | +                      | +         | +          | +                | +            | +                   | +                     | +                  | +                   | +            | +              | +                  | +        | +            |

| connector 10 pin |                           |                     |                    |                     |               |                   |                   |     |          |
|------------------|---------------------------|---------------------|--------------------|---------------------|---------------|-------------------|-------------------|-----|----------|
| OUT              | IN                        | IN                  | IN                 | IN                  | IN            | IN                | IN                | IN  | IN       |
| Footbrake        | Drivers door opening sim. | Turn off the engine | Turn on the engine | Turn signal control | Trunk release | Opening all doors | Closing all doors | GND | PWR +12V |
| 1                | 2                         | 3                   | 4                  | 5                   | 6             | 7                 | 8                 | 9   | 10       |
| +                | +                         | +                   | +                  | +                   | +             | +                 | +                 | +   | +        |

Attention:

Switches

Switches

Switches

Switches

Switches

Switches

Switches

Switches

Switches

Switches

Switches

Switches

Switches

Switches

Switches

Switches













| MAZDA CX-5 (KE) (Keyless) |        |        |        |        |        |       |       |                           |                         | year: 2017 →       |                        |           |            |                  |              |                     |                       |                    |                     | with Keyless System |                |                    |          |              |           |                           |                     |                    |                     | program №: 11973 |                   |                   |     |          |                         |                              |                 |     |     | from: 2020-06-09 |  |  |  |  |  |  |  |  |  |
|---------------------------|--------|--------|--------|--------|--------|-------|-------|---------------------------|-------------------------|--------------------|------------------------|-----------|------------|------------------|--------------|---------------------|-----------------------|--------------------|---------------------|---------------------|----------------|--------------------|----------|--------------|-----------|---------------------------|---------------------|--------------------|---------------------|------------------|-------------------|-------------------|-----|----------|-------------------------|------------------------------|-----------------|-----|-----|------------------|--|--|--|--|--|--|--|--|--|
| connector 8 pin           |        |        |        |        |        |       |       |                           |                         | connector 15 pin   |                        |           |            |                  |              |                     |                       |                    |                     | connector 10 pin    |                |                    |          |              |           |                           |                     |                    |                     |                  |                   |                   |     |          |                         |                              |                 |     |     |                  |  |  |  |  |  |  |  |  |  |
| CAN H                     | CAN L  | CAN H  | CAN L  | CAN H  | CAN L  | CAN H | CAN L | OUT +                     | OUT -                   | OUT                | OUT                    | OUT       | OUT        | OUT              | OUT          | OUT                 | OUT                   | OUT                | OUT                 | OUT                 | IN             | IN                 | IN       | IN           | IN        | IN                        | IN                  | IN                 | IN                  | OUT              | OUT               | OUT               | OUT | OUT      | OUT                     | OUT                          | OUT             | OUT | OUT |                  |  |  |  |  |  |  |  |  |  |
| CAN1-H                    | CAN1-L | CAN2-H | CAN2-L | CAN3-H | CAN3-L |       |       | Alternative blink control | Alt. contr. centr. lock | Driver door sensor | Passengers door sensor | Trunk lid | Hood sense | Original alarm++ | Arming state | Lock factory remote | Unlock factory remote | Any button pressed | Handbrake / Parking | Speed 10kmph        | Engine running | Engine speed (RPM) | Ignition | Key inserted | Footbrake | Drivers door opening sim. | Turn off the engine | Turn on the engine | Turn signal control | Trunk release    | Opening all doors | Closing all doors | GND | PWR +12V | Contr. of factory alarm | Contr.c.lock. when ign.is on | Comfort closure |     |     |                  |  |  |  |  |  |  |  |  |  |
| 1                         | 2      | 3      | 4      | 5      | 6      | 7     | 8     |                           |                         | 1                  | 2                      | 3         | 4          | 5                | 6            | 7                   | 8                     | 9                  | 10                  | 11                  | 12             | 13                 | 14       | 15           | 1         | 2                         | 3                   | 4                  | 5                   | 6                | 7                 | 8                 | 9   | 10       |                         |                              |                 |     |     |                  |  |  |  |  |  |  |  |  |  |
| +                         | +      | +      | +      | +      | +      | +     | +     | +                         | +                       | +                  | +                      | +         | +          | +                | +            | +                   | +                     | +                  | +                   | +                   | +              | +                  | +        | +            | +         | +                         | +                   | +                  | +                   | +                | +                 | +                 | +   | +        |                         |                              |                 |     |     |                  |  |  |  |  |  |  |  |  |  |

Attention:

| MAZDA CX-5 (KF) |        |        |        |        |        |       |       |                           |                         | year: 2017 →       |                        |           |            |                  |              |                     |                       |                    |                     | with and without Keyless System |                |                    |          |              |           |                           |                     |                    |                     | program №: 12447 |                   |                   |     |          |                         |                              |                 |     |     | from: 2022-01-03 |  |  |  |  |  |  |  |  |  |
|-----------------|--------|--------|--------|--------|--------|-------|-------|---------------------------|-------------------------|--------------------|------------------------|-----------|------------|------------------|--------------|---------------------|-----------------------|--------------------|---------------------|---------------------------------|----------------|--------------------|----------|--------------|-----------|---------------------------|---------------------|--------------------|---------------------|------------------|-------------------|-------------------|-----|----------|-------------------------|------------------------------|-----------------|-----|-----|------------------|--|--|--|--|--|--|--|--|--|
| connector 8 pin |        |        |        |        |        |       |       |                           |                         | connector 15 pin   |                        |           |            |                  |              |                     |                       |                    |                     | connector 10 pin                |                |                    |          |              |           |                           |                     |                    |                     |                  |                   |                   |     |          |                         |                              |                 |     |     |                  |  |  |  |  |  |  |  |  |  |
| CAN H           | CAN L  | CAN H  | CAN L  | CAN H  | CAN L  | CAN H | CAN L | OUT +                     | OUT -                   | OUT                | OUT                    | OUT       | OUT        | OUT              | OUT          | OUT                 | OUT                   | OUT                | OUT                 | OUT                             | IN             | IN                 | IN       | IN           | IN        | IN                        | IN                  | IN                 | IN                  | OUT              | OUT               | OUT               | OUT | OUT      | OUT                     | OUT                          | OUT             | OUT | OUT |                  |  |  |  |  |  |  |  |  |  |
| CAN1-H          | CAN1-L | CAN2-H | CAN2-L | CAN3-H | CAN3-L |       |       | Alternative blink control | Alt. contr. centr. lock | Driver door sensor | Passengers door sensor | Trunk lid | Hood sense | Original alarm++ | Arming state | Lock factory remote | Unlock factory remote | Any button pressed | Handbrake / Parking | Speed 10kmph                    | Engine running | Engine speed (RPM) | Ignition | Key inserted | Footbrake | Drivers door opening sim. | Turn off the engine | Turn on the engine | Turn signal control | Trunk release    | Opening all doors | Closing all doors | GND | PWR +12V | Contr. of factory alarm | Contr.c.lock. when ign.is on | Comfort closure |     |     |                  |  |  |  |  |  |  |  |  |  |
| 1               | 2      | 3      | 4      | 5      | 6      | 7     | 8     |                           |                         | 1                  | 2                      | 3         | 4          | 5                | 6            | 7                   | 8                     | 9                  | 10                  | 11                              | 12             | 13                 | 14       | 15           | 1         | 2                         | 3                   | 4                  | 5                   | 6                | 7                 | 8                 | 9   | 10       |                         |                              |                 |     |     |                  |  |  |  |  |  |  |  |  |  |
| +               | +      | +      | +      | +      | +      | +     | +     | +                         | +                       | +                  | +                      | +         | +          | +                | +            | +                   | +                     | +                  | +                   | +                               | +              | +                  | +        | +            | +         | +                         | +                   | +                  | +                   | +                | +                 | +                 | +   | +        |                         |                              |                 |     |     |                  |  |  |  |  |  |  |  |  |  |

Attention:

| MAZDA CX-5 (KE) |        |        |        |        |        |       |       |                           |                         | year: 2015 →       |                        |           |            |                  |              |                     |                       |                    |                     | without Keyless System |                |                    |          |              |           |                           |                     |                    |                     | program №: 11339 |                   |                   |     |          |                         |                              |                 |     |     | from: 2020-06-09 |  |  |  |  |  |  |  |  |  |
|-----------------|--------|--------|--------|--------|--------|-------|-------|---------------------------|-------------------------|--------------------|------------------------|-----------|------------|------------------|--------------|---------------------|-----------------------|--------------------|---------------------|------------------------|----------------|--------------------|----------|--------------|-----------|---------------------------|---------------------|--------------------|---------------------|------------------|-------------------|-------------------|-----|----------|-------------------------|------------------------------|-----------------|-----|-----|------------------|--|--|--|--|--|--|--|--|--|
| connector 8 pin |        |        |        |        |        |       |       |                           |                         | connector 15 pin   |                        |           |            |                  |              |                     |                       |                    |                     | connector 10 pin       |                |                    |          |              |           |                           |                     |                    |                     |                  |                   |                   |     |          |                         |                              |                 |     |     |                  |  |  |  |  |  |  |  |  |  |
| CAN H           | CAN L  | CAN H  | CAN L  | CAN H  | CAN L  | CAN H | CAN L | OUT +                     | OUT -                   | OUT                | OUT                    | OUT       | OUT        | OUT              | OUT          | OUT                 | OUT                   | OUT                | OUT                 | OUT                    | IN             | IN                 | IN       | IN           | IN        | IN                        | IN                  | IN                 | IN                  | OUT              | OUT               | OUT               | OUT | OUT      | OUT                     | OUT                          | OUT             | OUT | OUT |                  |  |  |  |  |  |  |  |  |  |
| CAN1-H          | CAN1-L | CAN2-H | CAN2-L | CAN3-H | CAN3-L |       |       | Alternative blink control | Alt. contr. centr. lock | Driver door sensor | Passengers door sensor | Trunk lid | Hood sense | Original alarm++ | Arming state | Lock factory remote | Unlock factory remote | Any button pressed | Handbrake / Parking | Speed 10kmph           | Engine running | Engine speed (RPM) | Ignition | Key inserted | Footbrake | Drivers door opening sim. | Turn off the engine | Turn on the engine | Turn signal control | Trunk release    | Opening all doors | Closing all doors | GND | PWR +12V | Contr. of factory alarm | Contr.c.lock. when ign.is on | Comfort closure |     |     |                  |  |  |  |  |  |  |  |  |  |
| 1               | 2      | 3      | 4      | 5      | 6      | 7     | 8     |                           |                         | 1                  | 2                      | 3         | 4          | 5                | 6            | 7                   | 8                     | 9                  | 10                  | 11                     | 12             | 13                 | 14       | 15           | 1         | 2                         | 3                   | 4                  | 5                   | 6                | 7                 | 8                 | 9   | 10       |                         |                              |                 |     |     |                  |  |  |  |  |  |  |  |  |  |
| +               | +      | +      | +      | +      | +      | +     | +     | +                         | +                       | +                  | +                      | +         | +          | +                | +            | +                   | +                     | +                  | +                   | +                      | +              | +                  | +        | +            | +         | +                         | +                   | +                  | +                   | +                | +                 | +                 | +   | +        |                         |                              |                 |     |     |                  |  |  |  |  |  |  |  |  |  |

Attention:

| MAZDA CX-5 (KE) |        |        |        |        |        |       |       |                           |                         | year: 2012 →       |                        |           |            |                  |              |                     |                       |                    |                     | without Keyless System |                |                    |          |              |           |                           |                     |                    |                     | program №: 11339 |                   |                   |     |          |                         |                              |                 |     |     | from: 2020-06-09 |  |  |  |  |  |  |  |  |  |
|-----------------|--------|--------|--------|--------|--------|-------|-------|---------------------------|-------------------------|--------------------|------------------------|-----------|------------|------------------|--------------|---------------------|-----------------------|--------------------|---------------------|------------------------|----------------|--------------------|----------|--------------|-----------|---------------------------|---------------------|--------------------|---------------------|------------------|-------------------|-------------------|-----|----------|-------------------------|------------------------------|-----------------|-----|-----|------------------|--|--|--|--|--|--|--|--|--|
| connector 8 pin |        |        |        |        |        |       |       |                           |                         | connector 15 pin   |                        |           |            |                  |              |                     |                       |                    |                     | connector 10 pin       |                |                    |          |              |           |                           |                     |                    |                     |                  |                   |                   |     |          |                         |                              |                 |     |     |                  |  |  |  |  |  |  |  |  |  |
| CAN H           | CAN L  | CAN H  | CAN L  | CAN H  | CAN L  | CAN H | CAN L | OUT +                     | OUT -                   | OUT                | OUT                    | OUT       | OUT        | OUT              | OUT          | OUT                 | OUT                   | OUT                | OUT                 | OUT                    | IN             | IN                 | IN       | IN           | IN        | IN                        | IN                  | IN                 | IN                  | OUT              | OUT               | OUT               | OUT | OUT      | OUT                     | OUT                          | OUT             | OUT | OUT |                  |  |  |  |  |  |  |  |  |  |
| CAN1-H          | CAN1-L | CAN2-H | CAN2-L | CAN3-H | CAN3-L |       |       | Alternative blink control | Alt. contr. centr. lock | Driver door sensor | Passengers door sensor | Trunk lid | Hood sense | Original alarm++ | Arming state | Lock factory remote | Unlock factory remote | Any button pressed | Handbrake / Parking | Speed 10kmph           | Engine running | Engine speed (RPM) | Ignition | Key inserted | Footbrake | Drivers door opening sim. | Turn off the engine | Turn on the engine | Turn signal control | Trunk release    | Opening all doors | Closing all doors | GND | PWR +12V | Contr. of factory alarm | Contr.c.lock. when ign.is on | Comfort closure |     |     |                  |  |  |  |  |  |  |  |  |  |
| 1               | 2      | 3      | 4      | 5      | 6      | 7     | 8     |                           |                         | 1                  | 2                      | 3         | 4          | 5                | 6            | 7                   | 8                     | 9                  | 10                  | 11                     | 12             | 13                 | 14       | 15           | 1         | 2                         | 3                   | 4                  | 5                   | 6                | 7                 | 8                 | 9   | 10       |                         |                              |                 |     |     |                  |  |  |  |  |  |  |  |  |  |
| +               | +      | +      | +      | +      | +      | +     | +     | +                         | +                       | +                  | +                      | +         | +          | +                | +            | +                   | +                     | +                  | +                   | +                      | +              | +                  | +        | +            | +         | +                         | +                   | +                  | +                   | +                | +                 | +                 | +   | +        |                         |                              |                 |     |     |                  |  |  |  |  |  |  |  |  |  |

Attention:

| MAZDA CX-5 (KE) (Keyless) |        |        |        |        |        |       |       |                           |                         | year: 2012 →       |                        |           |            |                  |              |                     |                       |                    |                     | with Keyless System |                |                    |          |              |           |                           |                     |                    |                     | program №: 11339 |                   |                   |     |          |                         |                              |                 |     |     | from: 2020-06-09 |  |  |  |  |  |  |  |  |  |
|---------------------------|--------|--------|--------|--------|--------|-------|-------|---------------------------|-------------------------|--------------------|------------------------|-----------|------------|------------------|--------------|---------------------|-----------------------|--------------------|---------------------|---------------------|----------------|--------------------|----------|--------------|-----------|---------------------------|---------------------|--------------------|---------------------|------------------|-------------------|-------------------|-----|----------|-------------------------|------------------------------|-----------------|-----|-----|------------------|--|--|--|--|--|--|--|--|--|
| connector 8 pin           |        |        |        |        |        |       |       |                           |                         | connector 15 pin   |                        |           |            |                  |              |                     |                       |                    |                     | connector 10 pin    |                |                    |          |              |           |                           |                     |                    |                     |                  |                   |                   |     |          |                         |                              |                 |     |     |                  |  |  |  |  |  |  |  |  |  |
| CAN H                     | CAN L  | CAN H  | CAN L  | CAN H  | CAN L  | CAN H | CAN L | OUT +                     | OUT -                   | OUT                | OUT                    | OUT       | OUT        | OUT              | OUT          | OUT                 | OUT                   | OUT                | OUT                 | OUT                 | IN             | IN                 | IN       | IN           | IN        | IN                        | IN                  | IN                 | IN                  | OUT              | OUT               | OUT               | OUT | OUT      | OUT                     | OUT                          | OUT             | OUT | OUT |                  |  |  |  |  |  |  |  |  |  |
| CAN1-H                    | CAN1-L | CAN2-H | CAN2-L | CAN3-H | CAN3-L |       |       | Alternative blink control | Alt. contr. centr. lock | Driver door sensor | Passengers door sensor | Trunk lid | Hood sense | Original alarm++ | Arming state | Lock factory remote | Unlock factory remote | Any button pressed | Handbrake / Parking | Speed 10kmph        | Engine running | Engine speed (RPM) | Ignition | Key inserted | Footbrake | Drivers door opening sim. | Turn off the engine | Turn on the engine | Turn signal control | Trunk release    | Opening all doors | Closing all doors | GND | PWR +12V | Contr. of factory alarm | Contr.c.lock. when ign.is on | Comfort closure |     |     |                  |  |  |  |  |  |  |  |  |  |
| 1                         | 2      | 3      | 4      | 5      | 6      | 7     | 8     |                           |                         | 1                  | 2                      | 3         | 4          | 5                | 6            | 7                   | 8                     | 9                  | 10                  | 11                  | 12             | 13                 | 14       | 15           | 1         | 2                         | 3                   | 4                  | 5                   | 6                | 7                 | 8                 | 9   | 10       |                         |                              |                 |     |     |                  |  |  |  |  |  |  |  |  |  |
| +                         | +      | +      | +      | +      | +      | +     | +     | +                         | +                       | +                  | +                      | +         | +          | +                | +            | +                   | +                     | +                  | +                   | +                   | +              | +                  | +        | +            | +         | +                         | +                   | +                  | +                   | +                | +                 | +                 | +   | +        |                         |                              |                 |     |     |                  |  |  |  |  |  |  |  |  |  |

Attention:

MAZDA CX-60 (KH) (Hybrid) (Plug-in)

year: 2022 →

with and without Keyless System

program №: 14826

from: 2023-08-22

Table with 3 main sections: connector 8 pin, connector 15 pin, and connector 10 pin. Each section contains columns for CAN H/L, pin numbers, and signal names like Driver door sensor, Engine speed (RPM), and Footbrake.

Attention: ...

Switches ...

MAZDA CX-60 (KH)

year: 2022 →

with and without Keyless System

program №: 14841

from: 2023-08-22

Table with 3 main sections: connector 8 pin, connector 15 pin, and connector 10 pin. Each section contains columns for CAN H/L, pin numbers, and signal names like Driver door sensor, Engine speed (RPM), and Footbrake.

Attention: ...

Switches ...

MAZDA CX-7 (ER)

year: 2007 →

with and without Keyless System

program №: 11154

from: 2017-09-01

Table with 3 main sections: connector 8 pin, connector 15 pin, and connector 10 pin. Each section contains columns for CAN H/L, pin numbers, and signal names like Driver door sensor, Engine speed (RPM), and Footbrake.

Attention: ...

Switches ...

MAZDA CX-9 (TC)

year: 2016 →

with and without Keyless System

program №: 12164

from: 2022-01-03

Table with 3 main sections: connector 8 pin, connector 15 pin, and connector 10 pin. Each section contains columns for CAN H/L, pin numbers, and signal names like Driver door sensor, Engine speed (RPM), and Footbrake.

Attention: ...

Switches ...

MAZDA CX-9 (TB)

year: 2013 →

with and without Keyless System

program №: 11154

from: 2017-09-01

Table with 3 main sections: connector 8 pin, connector 15 pin, and connector 10 pin. Each section contains columns for CAN H/L, pin numbers, and signal names like Driver door sensor, Engine speed (RPM), and Footbrake.

Attention: ...

Switches ...

| MAZDA CX-9 (TB) |        |        |        |        |        |       |       |                           |                         | year: 2007 →       |                        |           |            |                  |              |                     |                       |                    |                     | with and without Keyless System |                |                    |          |              |           |                           |                     |                    |                     | program No: 11154 |                   |                   |     |          |                         |                              |                 |     |     | from: 2017-09-01 |    |    |    |    |    |    |    |    |    |  |  |  |  |  |  |  |  |  |  |  |  |  |  |  |
|-----------------|--------|--------|--------|--------|--------|-------|-------|---------------------------|-------------------------|--------------------|------------------------|-----------|------------|------------------|--------------|---------------------|-----------------------|--------------------|---------------------|---------------------------------|----------------|--------------------|----------|--------------|-----------|---------------------------|---------------------|--------------------|---------------------|-------------------|-------------------|-------------------|-----|----------|-------------------------|------------------------------|-----------------|-----|-----|------------------|----|----|----|----|----|----|----|----|----|--|--|--|--|--|--|--|--|--|--|--|--|--|--|--|
| connector 8 pin |        |        |        |        |        |       |       |                           |                         | connector 15 pin   |                        |           |            |                  |              |                     |                       |                    |                     | connector 10 pin                |                |                    |          |              |           |                           |                     |                    |                     |                   |                   |                   |     |          |                         |                              |                 |     |     |                  |    |    |    |    |    |    |    |    |    |  |  |  |  |  |  |  |  |  |  |  |  |  |  |  |
| CAN H           | CAN L  | CAN H  | CAN L  | CAN H  | CAN L  | CAN H | CAN L | OUT +                     | OUT -                   | OUT                | OUT                    | OUT       | OUT        | OUT              | OUT          | OUT                 | OUT                   | OUT                | OUT                 | OUT                             | IN             | IN                 | IN       | IN           | IN        | IN                        | IN                  | IN                 | IN                  | OUT               | OUT               | OUT               | OUT | OUT      | OUT                     | OUT                          | OUT             | OUT | OUT | OUT              | IN | IN | IN | IN | IN | IN | IN | IN | IN |  |  |  |  |  |  |  |  |  |  |  |  |  |  |  |
| CAN1-H          | CAN1-L | CAN2-H | CAN2-L | CAN3-H | CAN3-L |       |       | Alternative blink control | Alt. contr. centr. lock | Driver door sensor | Passengers door sensor | Trunk lid | Hood sense | Original alarm++ | Arming state | Lock factory remote | Unlock factory remote | Any button pressed | Handbrake / Parking | Speed 10kmph                    | Engine running | Engine speed (RPM) | Ignition | Key inserted | Footbrake | Drivers door opening sim. | Turn off the engine | Turn on the engine | Turn signal control | Trunk release     | Opening all doors | Closing all doors | GND | PWR +12V | Contr. of factory alarm | Contr.c.lock. when ign.is on | Comfort closure |     |     |                  |    |    |    |    |    |    |    |    |    |  |  |  |  |  |  |  |  |  |  |  |  |  |  |  |
| 1               | 2      | 3      | 4      | 5      | 6      | 7     | 8     |                           |                         | 1                  | 2                      | 3         | 4          | 5                | 6            | 7                   | 8                     | 9                  | 10                  | 11                              | 12             | 13                 | 14       | 15           | 1         | 2                         | 3                   | 4                  | 5                   | 6                 | 7                 | 8                 | 9   | 10       |                         |                              |                 |     |     |                  |    |    |    |    |    |    |    |    |    |  |  |  |  |  |  |  |  |  |  |  |  |  |  |  |
| +               | +      | +      | +      | +      | +      | +     | +     | +                         | +                       | +                  | +                      | +         | +          | +                | +            | +                   | +                     | +                  | +                   | +                               | +              | +                  | +        | +            | +         | +                         | +                   | +                  | +                   | +                 | +                 | +                 | +   | +        |                         |                              |                 |     |     |                  |    |    |    |    |    |    |    |    |    |  |  |  |  |  |  |  |  |  |  |  |  |  |  |  |

Attention:

| MAZDA MX5 (NC)  |        |        |        |        |        |       |       |                           |                         | year: 2005 →       |                        |           |            |                  |              |                     |                       |                    |                     | with and without Keyless System |                |                    |          |              |           |                           |                     |                    |                     | program No: 11195 |                   |                   |     |          |                         |                              |                 |     |     | from: 2017-09-01 |    |    |    |    |    |    |    |    |    |  |  |  |  |  |  |  |  |  |  |  |  |  |  |  |
|-----------------|--------|--------|--------|--------|--------|-------|-------|---------------------------|-------------------------|--------------------|------------------------|-----------|------------|------------------|--------------|---------------------|-----------------------|--------------------|---------------------|---------------------------------|----------------|--------------------|----------|--------------|-----------|---------------------------|---------------------|--------------------|---------------------|-------------------|-------------------|-------------------|-----|----------|-------------------------|------------------------------|-----------------|-----|-----|------------------|----|----|----|----|----|----|----|----|----|--|--|--|--|--|--|--|--|--|--|--|--|--|--|--|
| connector 8 pin |        |        |        |        |        |       |       |                           |                         | connector 15 pin   |                        |           |            |                  |              |                     |                       |                    |                     | connector 10 pin                |                |                    |          |              |           |                           |                     |                    |                     |                   |                   |                   |     |          |                         |                              |                 |     |     |                  |    |    |    |    |    |    |    |    |    |  |  |  |  |  |  |  |  |  |  |  |  |  |  |  |
| CAN H           | CAN L  | CAN H  | CAN L  | CAN H  | CAN L  | CAN H | CAN L | OUT +                     | OUT -                   | OUT                | OUT                    | OUT       | OUT        | OUT              | OUT          | OUT                 | OUT                   | OUT                | OUT                 | OUT                             | IN             | IN                 | IN       | IN           | IN        | IN                        | IN                  | IN                 | IN                  | OUT               | OUT               | OUT               | OUT | OUT      | OUT                     | OUT                          | OUT             | OUT | OUT | OUT              | IN | IN | IN | IN | IN | IN | IN | IN | IN |  |  |  |  |  |  |  |  |  |  |  |  |  |  |  |
| CAN1-H          | CAN1-L | CAN2-H | CAN2-L | CAN3-H | CAN3-L |       |       | Alternative blink control | Alt. contr. centr. lock | Driver door sensor | Passengers door sensor | Trunk lid | Hood sense | Original alarm++ | Arming state | Lock factory remote | Unlock factory remote | Any button pressed | Handbrake / Parking | Speed 10kmph                    | Engine running | Engine speed (RPM) | Ignition | Key inserted | Footbrake | Drivers door opening sim. | Turn off the engine | Turn on the engine | Turn signal control | Trunk release     | Opening all doors | Closing all doors | GND | PWR +12V | Contr. of factory alarm | Contr.c.lock. when ign.is on | Comfort closure |     |     |                  |    |    |    |    |    |    |    |    |    |  |  |  |  |  |  |  |  |  |  |  |  |  |  |  |
| 1               | 2      | 3      | 4      | 5      | 6      | 7     | 8     |                           |                         | 1                  | 2                      | 3         | 4          | 5                | 6            | 7                   | 8                     | 9                  | 10                  | 11                              | 12             | 13                 | 14       | 15           | 1         | 2                         | 3                   | 4                  | 5                   | 6                 | 7                 | 8                 | 9   | 10       |                         |                              |                 |     |     |                  |    |    |    |    |    |    |    |    |    |  |  |  |  |  |  |  |  |  |  |  |  |  |  |  |
| +               | +      | +      | +      | +      | +      | +     | +     | +                         | +                       | +                  | +                      | +         | +          | +                | +            | +                   | +                     | +                  | +                   | +                               | +              | +                  | +        | +            | +         | +                         | +                   | +                  | +                   | +                 | +                 | +                 | +   | +        |                         |                              |                 |     |     |                  |    |    |    |    |    |    |    |    |    |  |  |  |  |  |  |  |  |  |  |  |  |  |  |  |

Attention:

| MERCEDES A (177) |        |        |        |        |        |       |       |                           |                         | year: 2023 →       |                        |           |            |                  |              |                     |                       |                    |                     | with and without Keyless System |                |                    |          |              |           |                           |                     |                    |                     | program No: 15211 |                   |                   |     |          |                         |                              |                 |     |     | from: 2024-02-26 |    |    |    |    |    |    |    |    |    |  |  |  |  |  |  |  |  |  |  |  |  |  |  |  |
|------------------|--------|--------|--------|--------|--------|-------|-------|---------------------------|-------------------------|--------------------|------------------------|-----------|------------|------------------|--------------|---------------------|-----------------------|--------------------|---------------------|---------------------------------|----------------|--------------------|----------|--------------|-----------|---------------------------|---------------------|--------------------|---------------------|-------------------|-------------------|-------------------|-----|----------|-------------------------|------------------------------|-----------------|-----|-----|------------------|----|----|----|----|----|----|----|----|----|--|--|--|--|--|--|--|--|--|--|--|--|--|--|--|
| connector 8 pin  |        |        |        |        |        |       |       |                           |                         | connector 15 pin   |                        |           |            |                  |              |                     |                       |                    |                     | connector 10 pin                |                |                    |          |              |           |                           |                     |                    |                     |                   |                   |                   |     |          |                         |                              |                 |     |     |                  |    |    |    |    |    |    |    |    |    |  |  |  |  |  |  |  |  |  |  |  |  |  |  |  |
| CAN H            | CAN L  | CAN H  | CAN L  | CAN H  | CAN L  | CAN H | CAN L | OUT +                     | OUT -                   | OUT                | OUT                    | OUT       | OUT        | OUT              | OUT          | OUT                 | OUT                   | OUT                | OUT                 | OUT                             | IN             | IN                 | IN       | IN           | IN        | IN                        | IN                  | IN                 | IN                  | OUT               | OUT               | OUT               | OUT | OUT      | OUT                     | OUT                          | OUT             | OUT | OUT | OUT              | IN | IN | IN | IN | IN | IN | IN | IN | IN |  |  |  |  |  |  |  |  |  |  |  |  |  |  |  |
| CAN1-H           | CAN1-L | CAN2-H | CAN2-L | CAN3-H | CAN3-L |       |       | Alternative blink control | Alt. contr. centr. lock | Driver door sensor | Passengers door sensor | Trunk lid | Hood sense | Original alarm++ | Arming state | Lock factory remote | Unlock factory remote | Any button pressed | Handbrake / Parking | Speed 10kmph                    | Engine running | Engine speed (RPM) | Ignition | Key inserted | Footbrake | Drivers door opening sim. | Turn off the engine | Turn on the engine | Turn signal control | Trunk release     | Opening all doors | Closing all doors | GND | PWR +12V | Contr. of factory alarm | Contr.c.lock. when ign.is on | Comfort closure |     |     |                  |    |    |    |    |    |    |    |    |    |  |  |  |  |  |  |  |  |  |  |  |  |  |  |  |
| 1                | 2      | 3      | 4      | 5      | 6      | 7     | 8     |                           |                         | 1                  | 2                      | 3         | 4          | 5                | 6            | 7                   | 8                     | 9                  | 10                  | 11                              | 12             | 13                 | 14       | 15           | 1         | 2                         | 3                   | 4                  | 5                   | 6                 | 7                 | 8                 | 9   | 10       |                         |                              |                 |     |     |                  |    |    |    |    |    |    |    |    |    |  |  |  |  |  |  |  |  |  |  |  |  |  |  |  |
| +                | +      | +      | +      | +      | +      | +     | +     | +                         | +                       | +                  | +                      | +         | +          | +                | +            | +                   | +                     | +                  | +                   | +                               | +              | +                  | +        | +            | +         | +                         | +                   | +                  | +                   | +                 | +                 | +                 | +   | +        |                         |                              |                 |     |     |                  |    |    |    |    |    |    |    |    |    |  |  |  |  |  |  |  |  |  |  |  |  |  |  |  |

Attention:

| MERCEDES A (177) |        |        |        |        |        |       |       |                           |                         | year: 2018 →       |                        |           |            |                  |              |                     |                       |                    |                     | with and without Keyless System |                |                    |          |              |           |                           |                     |                    |                     | program No: 13649 |                   |                   |     |          |                         |                              |                 |     |     | from: 2023-05-24 |    |    |    |    |    |    |    |    |    |  |  |  |  |  |  |  |  |  |  |  |  |  |  |  |
|------------------|--------|--------|--------|--------|--------|-------|-------|---------------------------|-------------------------|--------------------|------------------------|-----------|------------|------------------|--------------|---------------------|-----------------------|--------------------|---------------------|---------------------------------|----------------|--------------------|----------|--------------|-----------|---------------------------|---------------------|--------------------|---------------------|-------------------|-------------------|-------------------|-----|----------|-------------------------|------------------------------|-----------------|-----|-----|------------------|----|----|----|----|----|----|----|----|----|--|--|--|--|--|--|--|--|--|--|--|--|--|--|--|
| connector 8 pin  |        |        |        |        |        |       |       |                           |                         | connector 15 pin   |                        |           |            |                  |              |                     |                       |                    |                     | connector 10 pin                |                |                    |          |              |           |                           |                     |                    |                     |                   |                   |                   |     |          |                         |                              |                 |     |     |                  |    |    |    |    |    |    |    |    |    |  |  |  |  |  |  |  |  |  |  |  |  |  |  |  |
| CAN H            | CAN L  | CAN H  | CAN L  | CAN H  | CAN L  | CAN H | CAN L | OUT +                     | OUT -                   | OUT                | OUT                    | OUT       | OUT        | OUT              | OUT          | OUT                 | OUT                   | OUT                | OUT                 | OUT                             | IN             | IN                 | IN       | IN           | IN        | IN                        | IN                  | IN                 | IN                  | OUT               | OUT               | OUT               | OUT | OUT      | OUT                     | OUT                          | OUT             | OUT | OUT | OUT              | IN | IN | IN | IN | IN | IN | IN | IN | IN |  |  |  |  |  |  |  |  |  |  |  |  |  |  |  |
| CAN1-H           | CAN1-L | CAN2-H | CAN2-L | CAN3-H | CAN3-L |       |       | Alternative blink control | Alt. contr. centr. lock | Driver door sensor | Passengers door sensor | Trunk lid | Hood sense | Original alarm++ | Arming state | Lock factory remote | Unlock factory remote | Any button pressed | Handbrake / Parking | Speed 10kmph                    | Engine running | Engine speed (RPM) | Ignition | Key inserted | Footbrake | Drivers door opening sim. | Turn off the engine | Turn on the engine | Turn signal control | Trunk release     | Opening all doors | Closing all doors | GND | PWR +12V | Contr. of factory alarm | Contr.c.lock. when ign.is on | Comfort closure |     |     |                  |    |    |    |    |    |    |    |    |    |  |  |  |  |  |  |  |  |  |  |  |  |  |  |  |
| 1                | 2      | 3      | 4      | 5      | 6      | 7     | 8     |                           |                         | 1                  | 2                      | 3         | 4          | 5                | 6            | 7                   | 8                     | 9                  | 10                  | 11                              | 12             | 13                 | 14       | 15           | 1         | 2                         | 3                   | 4                  | 5                   | 6                 | 7                 | 8                 | 9   | 10       |                         |                              |                 |     |     |                  |    |    |    |    |    |    |    |    |    |  |  |  |  |  |  |  |  |  |  |  |  |  |  |  |
| +                | +      | +      | +      | +      | +      | +     | +     | +                         | +                       | +                  | +                      | +         | +          | +                | +            | +                   | +                     | +                  | +                   | +                               | +              | +                  | +        | +            | +         | +                         | +                   | +                  | +                   | +                 | +                 | +                 | +   | +        |                         |                              |                 |     |     |                  |    |    |    |    |    |    |    |    |    |  |  |  |  |  |  |  |  |  |  |  |  |  |  |  |

Attention:

| MERCEDES A (177) (Hybrid) (Plug-in) |        |        |        |        |        |       |       |                           |                         | year: 2018 →       |                        |           |            |                  |              |                     |                       |                    |                     | with and without Keyless System |                |                    |          |              |           |                           |                     |                    |                     | program No: 13641 |                   |                   |     |          |                         |                              |                 |     |     | from: 2023-05-24 |    |    |    |    |    |    |    |    |    |  |  |  |  |  |  |  |  |  |  |  |  |  |  |  |
|-------------------------------------|--------|--------|--------|--------|--------|-------|-------|---------------------------|-------------------------|--------------------|------------------------|-----------|------------|------------------|--------------|---------------------|-----------------------|--------------------|---------------------|---------------------------------|----------------|--------------------|----------|--------------|-----------|---------------------------|---------------------|--------------------|---------------------|-------------------|-------------------|-------------------|-----|----------|-------------------------|------------------------------|-----------------|-----|-----|------------------|----|----|----|----|----|----|----|----|----|--|--|--|--|--|--|--|--|--|--|--|--|--|--|--|
| connector 8 pin                     |        |        |        |        |        |       |       |                           |                         | connector 15 pin   |                        |           |            |                  |              |                     |                       |                    |                     | connector 10 pin                |                |                    |          |              |           |                           |                     |                    |                     |                   |                   |                   |     |          |                         |                              |                 |     |     |                  |    |    |    |    |    |    |    |    |    |  |  |  |  |  |  |  |  |  |  |  |  |  |  |  |
| CAN H                               | CAN L  | CAN H  | CAN L  | CAN H  | CAN L  | CAN H | CAN L | OUT +                     | OUT -                   | OUT                | OUT                    | OUT       | OUT        | OUT              | OUT          | OUT                 | OUT                   | OUT                | OUT                 | OUT                             | IN             | IN                 | IN       | IN           | IN        | IN                        | IN                  | IN                 | IN                  | OUT               | OUT               | OUT               | OUT | OUT      | OUT                     | OUT                          | OUT             | OUT | OUT | OUT              | IN | IN | IN | IN | IN | IN | IN | IN | IN |  |  |  |  |  |  |  |  |  |  |  |  |  |  |  |
| CAN1-H                              | CAN1-L | CAN2-H | CAN2-L | CAN3-H | CAN3-L |       |       | Alternative blink control | Alt. contr. centr. lock | Driver door sensor | Passengers door sensor | Trunk lid | Hood sense | Original alarm++ | Arming state | Lock factory remote | Unlock factory remote | Any button pressed | Handbrake / Parking | Speed 10kmph                    | Engine running | Engine speed (RPM) | Ignition | Key inserted | Footbrake | Drivers door opening sim. | Turn off the engine | Turn on the engine | Turn signal control | Trunk release     | Opening all doors | Closing all doors | GND | PWR +12V | Contr. of factory alarm | Contr.c.lock. when ign.is on | Comfort closure |     |     |                  |    |    |    |    |    |    |    |    |    |  |  |  |  |  |  |  |  |  |  |  |  |  |  |  |
| 1                                   | 2      | 3      | 4      | 5      | 6      | 7     | 8     |                           |                         | 1                  | 2                      | 3         | 4          | 5                | 6            | 7                   | 8                     | 9                  | 10                  | 11                              | 12             | 13                 | 14       | 15           | 1         | 2                         | 3                   | 4                  | 5                   | 6                 | 7                 | 8                 | 9   | 10       |                         |                              |                 |     |     |                  |    |    |    |    |    |    |    |    |    |  |  |  |  |  |  |  |  |  |  |  |  |  |  |  |
| +                                   | +      | +      | +      | +      | +      | +     | +     | +                         | +                       | +                  | +                      | +         | +          | +                | +            | +                   | +                     | +                  | +                   | +                               | +              | +                  | +        | +            | +         | +                         | +                   | +                  | +                   | +                 | +                 | +                 | +   | +        |                         |                              |                 |     |     |                  |    |    |    |    |    |    |    |    |    |  |  |  |  |  |  |  |  |  |  |  |  |  |  |  |

Attention:

**MERCEDES A (176)**

year: **2013** →

with and without Keyless System

program #: **11399**

from: **2017-09-01**

| connector 8 pin |        |        |        |        |        |                           |       | connector 15 pin        |       |     |     |     |     |     |     |     |     |     |     |     |     |     | connector 10 pin |     |     |    |    |    |    |    |    |    |    |    |    |  |
|-----------------|--------|--------|--------|--------|--------|---------------------------|-------|-------------------------|-------|-----|-----|-----|-----|-----|-----|-----|-----|-----|-----|-----|-----|-----|------------------|-----|-----|----|----|----|----|----|----|----|----|----|----|--|
| CAN H           | CAN L  | CAN H  | CAN L  | CAN H  | CAN L  | CAN H                     | CAN L | OUT +                   | OUT - | OUT | OUT | OUT | OUT | OUT | OUT | OUT | OUT | OUT | OUT | OUT | OUT | OUT | OUT              | OUT | OUT | IN | IN | IN | IN | IN | IN | IN | IN | IN | IN |  |
| CAN1-H          | CAN1-L | CAN2-H | CAN2-L | CAN3-H | CAN3-L | Alternative blink control |       | Alt. contr. centr. lock |       |     |     |     |     |     |     |     |     |     |     |     |     |     |                  |     |     |    |    |    |    |    |    |    |    |    |    |  |
| 1               | 2      | 3      | 4      | 5      | 6      | 7                         | 8     | +                       | -     | +   | +   | +   | +   | +   | +   | +   | +   | +   | +   | +   | +   | +   | +                | +   | +   | +  | +  | +  | +  | +  | +  | +  | +  | +  | +  |  |

Attention: Driver door sensor, Passengers door sensor, Trunk lid, Hood sense, Original alarm++, Arming state, Lock factory remote, Unlock factory remote, Any button pressed, Handbrake / Parking, Speed 10kmph, Engine running, Engine speed (RPM), Ignition, Key inserted, Footbrake, Drivers door opening sim., Turn off the engine, Turn on the engine, Turn signal control, Trunk release, Opening all doors, Closing all doors, GND, PWR +12V, Contr. of factory alarm, Contr.c.lock. when ign.is on, Comfort closure

**MERCEDES A (169)**

year: **2004** →

with and without Keyless System

program #: **11162**

from: **2017-09-01**

| connector 8 pin |        |        |        |        |        |                           |       | connector 15 pin        |       |     |     |     |     |     |     |     |     |     |     |     |     |     | connector 10 pin |     |     |     |    |    |    |    |    |    |    |    |    |  |
|-----------------|--------|--------|--------|--------|--------|---------------------------|-------|-------------------------|-------|-----|-----|-----|-----|-----|-----|-----|-----|-----|-----|-----|-----|-----|------------------|-----|-----|-----|----|----|----|----|----|----|----|----|----|--|
| CAN H           | CAN L  | CAN H  | CAN L  | CAN H  | CAN L  | CAN H                     | CAN L | OUT +                   | OUT - | OUT | OUT | OUT | OUT | OUT | OUT | OUT | OUT | OUT | OUT | OUT | OUT | OUT | OUT              | OUT | OUT | OUT | IN | IN | IN | IN | IN | IN | IN | IN | IN |  |
| CAN1-H          | CAN1-L | CAN2-H | CAN2-L | CAN3-H | CAN3-L | Alternative blink control |       | Alt. contr. centr. lock |       |     |     |     |     |     |     |     |     |     |     |     |     |     |                  |     |     |     |    |    |    |    |    |    |    |    |    |  |
| 1               | 2      | 3      | 4      | 5      | 6      | 7                         | 8     | +                       | -     | +   | +   | +   | +   | +   | +   | +   | +   | +   | +   | +   | +   | +   | +                | +   | +   | +   | +  | +  | +  | +  | +  | +  | +  | +  | +  |  |

Attention: Driver door sensor, Passengers door sensor, Trunk lid, Hood sense, Original alarm++, Arming state, Lock factory remote, Unlock factory remote, Any button pressed, Handbrake / Parking, Speed 10kmph, Engine running, Engine speed (RPM), Ignition, Key inserted, Footbrake, Drivers door opening sim., Turn off the engine, Turn on the engine, Turn signal control, Trunk release, Opening all doors, Closing all doors, GND, PWR +12V, Contr. of factory alarm, Contr.c.lock. when ign.is on, Comfort closure

**MERCEDES A (168)**

year: **1997** →

with and without Keyless System

program #: **11246**

from: **2017-09-01**

| connector 8 pin |        |        |        |        |        |                           |       | connector 15 pin        |       |     |     |     |     |     |     |     |     |     |     |     |     |     | connector 10 pin |     |     |     |    |    |    |    |    |    |    |    |    |  |
|-----------------|--------|--------|--------|--------|--------|---------------------------|-------|-------------------------|-------|-----|-----|-----|-----|-----|-----|-----|-----|-----|-----|-----|-----|-----|------------------|-----|-----|-----|----|----|----|----|----|----|----|----|----|--|
| CAN H           | CAN L  | CAN H  | CAN L  | CAN H  | CAN L  | CAN H                     | CAN L | OUT +                   | OUT - | OUT | OUT | OUT | OUT | OUT | OUT | OUT | OUT | OUT | OUT | OUT | OUT | OUT | OUT              | OUT | OUT | OUT | IN | IN | IN | IN | IN | IN | IN | IN | IN |  |
| CAN1-H          | CAN1-L | CAN2-H | CAN2-L | CAN3-H | CAN3-L | Alternative blink control |       | Alt. contr. centr. lock |       |     |     |     |     |     |     |     |     |     |     |     |     |     |                  |     |     |     |    |    |    |    |    |    |    |    |    |  |
| 1               | 2      | 3      | 4      | 5      | 6      | 7                         | 8     | +                       | -     | +   | +   | +   | +   | +   | +   | +   | +   | +   | +   | +   | +   | +   | +                | +   | +   | +   | +  | +  | +  | +  | +  | +  | +  | +  | +  |  |

Attention: Driver door sensor, Passengers door sensor, Trunk lid, Hood sense, Original alarm++, Arming state, Lock factory remote, Unlock factory remote, Any button pressed, Handbrake / Parking, Speed 10kmph, Engine running, Engine speed (RPM), Ignition, Key inserted, Footbrake, Drivers door opening sim., Turn off the engine, Turn on the engine, Turn signal control, Trunk release, Opening all doors, Closing all doors, GND, PWR +12V, Contr. of factory alarm, Contr.c.lock. when ign.is on, Comfort closure

**MERCEDES ACTROS MP5 (EURO 6)**

year: **2019** →

program #: **12761**

from: **2024-02-29**

| connector 8 pin |        |        |        |        |        |                           |       | connector 15 pin        |       |     |     |     |     |     |     |     |     |     |     |     |     |     | connector 10 pin |     |     |     |    |    |    |    |    |    |    |    |    |  |
|-----------------|--------|--------|--------|--------|--------|---------------------------|-------|-------------------------|-------|-----|-----|-----|-----|-----|-----|-----|-----|-----|-----|-----|-----|-----|------------------|-----|-----|-----|----|----|----|----|----|----|----|----|----|--|
| CAN H           | CAN L  | CAN H  | CAN L  | CAN H  | CAN L  | CAN H                     | CAN L | OUT +                   | OUT - | OUT | OUT | OUT | OUT | OUT | OUT | OUT | OUT | OUT | OUT | OUT | OUT | OUT | OUT              | OUT | OUT | OUT | IN | IN | IN | IN | IN | IN | IN | IN | IN |  |
| CAN1-H          | CAN1-L | CAN2-H | CAN2-L | CAN3-H | CAN3-L | Alternative blink control |       | Alt. contr. centr. lock |       |     |     |     |     |     |     |     |     |     |     |     |     |     |                  |     |     |     |    |    |    |    |    |    |    |    |    |  |
| 1               | 2      | 3      | 4      | 5      | 6      | 7                         | 8     | +                       | -     | +   | +   | +   | +   | +   | +   | +   | +   | +   | +   | +   | +   | +   | +                | +   | +   | +   | +  | +  | +  | +  | +  | +  | +  | +  | +  |  |

Attention: Driver door sensor, Passengers door sensor, Trunk lid, Hood sense, Original alarm++, Arming state, Lock factory remote, Unlock factory remote, Any button pressed, Handbrake / Parking, Speed 10kmph, Engine running, Engine speed (RPM), Ignition, Key inserted, Footbrake, Drivers door opening sim., Turn off the engine, Turn on the engine, Turn signal control, Trunk release, Opening all doors, Closing all doors, GND, PWR +12V, Contr. of factory alarm, Contr.c.lock. when ign.is on, Comfort closure

**MERCEDES ACTROS MP4 (EURO 6)**

year: **2011** →

program #: **11862**

from: **2024-02-29**

| connector 8 pin |        |        |        |        |        |                           |       | connector 15 pin        |       |     |     |     |     |     |     |     |     |     |     |     |     |     | connector 10 pin |     |     |     |    |    |    |    |    |    |    |    |    |  |
|-----------------|--------|--------|--------|--------|--------|---------------------------|-------|-------------------------|-------|-----|-----|-----|-----|-----|-----|-----|-----|-----|-----|-----|-----|-----|------------------|-----|-----|-----|----|----|----|----|----|----|----|----|----|--|
| CAN H           | CAN L  | CAN H  | CAN L  | CAN H  | CAN L  | CAN H                     | CAN L | OUT +                   | OUT - | OUT | OUT | OUT | OUT | OUT | OUT | OUT | OUT | OUT | OUT | OUT | OUT | OUT | OUT              | OUT | OUT | OUT | IN | IN | IN | IN | IN | IN | IN | IN | IN |  |
| CAN1-H          | CAN1-L | CAN2-H | CAN2-L | CAN3-H | CAN3-L | Alternative blink control |       | Alt. contr. centr. lock |       |     |     |     |     |     |     |     |     |     |     |     |     |     |                  |     |     |     |    |    |    |    |    |    |    |    |    |  |
| 1               | 2      | 3      | 4      | 5      | 6      | 7                         | 8     | +                       | -     | +   | +   | +   | +   | +   | +   | +   | +   | +   | +   | +   | +   | +   | +                | +   | +   | +   | +  | +  | +  | +  | +  | +  | +  | +  | +  |  |

Attention: Driver door sensor, Passengers door sensor, Trunk lid, Hood sense, Original alarm++, Arming state, Lock factory remote, Unlock factory remote, Any button pressed, Handbrake / Parking, Speed 10kmph, Engine running, Engine speed (RPM), Ignition, Key inserted, Footbrake, Drivers door opening sim., Turn off the engine, Turn on the engine, Turn signal control, Trunk release, Opening all doors, Closing all doors, GND, PWR +12V, Contr. of factory alarm, Contr.c.lock. when ign.is on, Comfort closure

| MERCEDES ACTROS MP3 |        |        |        |        |        |       |                            |                         |                    | year: 2008 →           |           |            |                  |              |                     |                       |                    |                     |              |                |                    |          |                  |           | program No: 11148         |                     |                    |                     |               |                   |                   |     |          |    | from: 2020-10-15 |    |    |    |    |    |    |    |    |    |                         |                              |                 |
|---------------------|--------|--------|--------|--------|--------|-------|----------------------------|-------------------------|--------------------|------------------------|-----------|------------|------------------|--------------|---------------------|-----------------------|--------------------|---------------------|--------------|----------------|--------------------|----------|------------------|-----------|---------------------------|---------------------|--------------------|---------------------|---------------|-------------------|-------------------|-----|----------|----|------------------|----|----|----|----|----|----|----|----|----|-------------------------|------------------------------|-----------------|
| connector 8 pin     |        |        |        |        |        |       |                            | connector 15 pin        |                    |                        |           |            |                  |              |                     |                       |                    |                     |              |                |                    |          | connector 10 pin |           |                           |                     |                    |                     |               |                   |                   |     |          |    |                  |    |    |    |    |    |    |    |    |    |                         |                              |                 |
| CAN H               | CAN L  | CAN H  | CAN L  | CAN H  | CAN L  | CAN L | OUT +                      | OUT +                   | OUT                | OUT                    | OUT       | OUT        | OUT              | OUT          | OUT                 | OUT                   | OUT                | OUT                 | OUT          | OUT            | OUT                | OUT      | OUT              | OUT       | OUT                       | OUT                 | OUT                | OUT                 | OUT           | IN                | IN                | IN  | IN       | IN | IN               | IN | IN | IN | IN | IN | IN | IN | IN | IN | Contr. of factory alarm | Contr.c.lock, when ign.is on | Comfort closure |
| CAN1-H              | CAN1-L | CAN2-H | CAN2-L | CAN3-H | CAN3-L |       | Alternative blink. control | Alt. contr. centr. lock | Driver door sensor | Passengers door sensor | Trunk lid | Hood sense | Original alarm++ | Arming state | Lock factory remote | Unlock factory remote | Any button pressed | Handbrake / Parking | Speed 10kmph | Engine running | Engine speed (RPM) | Ignition | Key inserted     | Footbrake | Drivers door opening sim. | Turn off the engine | Turn on the engine | Turn signal control | Trunk release | Opening all doors | Closing all doors | GND | PWR +12V |    |                  |    |    |    |    |    |    |    |    |    |                         |                              |                 |
| 1                   | 2      | 3      | 4      | 5      | 6      |       | 7                          | 8                       | 1                  | 2                      | 3         | 4          | 5                | 6            | 7                   | 8                     | 9                  | 10                  | 11           | 12             | 13                 | 14       | 15               | 1         | 2                         | 3                   | 4                  | 5                   | 6             | 7                 | 8                 | 9   | 10       | 11 | 12               | 13 | 14 | 15 | +  | +  | +  |    |    |    |                         |                              |                 |

Attention:

| MERCEDES ACTROS MP2 |        |        |        |        |        |       |                            |                         |                    | year: 2003 →           |           |            |                  |              |                     |                       |                    |                     |              |                |                    |          |                  |           | program No: 11148         |                     |                    |                     |               |                   |                   |     |          |    | from: 2020-10-15 |    |    |    |    |    |    |    |    |    |                         |                              |                 |
|---------------------|--------|--------|--------|--------|--------|-------|----------------------------|-------------------------|--------------------|------------------------|-----------|------------|------------------|--------------|---------------------|-----------------------|--------------------|---------------------|--------------|----------------|--------------------|----------|------------------|-----------|---------------------------|---------------------|--------------------|---------------------|---------------|-------------------|-------------------|-----|----------|----|------------------|----|----|----|----|----|----|----|----|----|-------------------------|------------------------------|-----------------|
| connector 8 pin     |        |        |        |        |        |       |                            | connector 15 pin        |                    |                        |           |            |                  |              |                     |                       |                    |                     |              |                |                    |          | connector 10 pin |           |                           |                     |                    |                     |               |                   |                   |     |          |    |                  |    |    |    |    |    |    |    |    |    |                         |                              |                 |
| CAN H               | CAN L  | CAN H  | CAN L  | CAN H  | CAN L  | CAN L | OUT +                      | OUT +                   | OUT                | OUT                    | OUT       | OUT        | OUT              | OUT          | OUT                 | OUT                   | OUT                | OUT                 | OUT          | OUT            | OUT                | OUT      | OUT              | OUT       | OUT                       | OUT                 | OUT                | OUT                 | OUT           | IN                | IN                | IN  | IN       | IN | IN               | IN | IN | IN | IN | IN | IN | IN | IN | IN | Contr. of factory alarm | Contr.c.lock, when ign.is on | Comfort closure |
| CAN1-H              | CAN1-L | CAN2-H | CAN2-L | CAN3-H | CAN3-L |       | Alternative blink. control | Alt. contr. centr. lock | Driver door sensor | Passengers door sensor | Trunk lid | Hood sense | Original alarm++ | Arming state | Lock factory remote | Unlock factory remote | Any button pressed | Handbrake / Parking | Speed 10kmph | Engine running | Engine speed (RPM) | Ignition | Key inserted     | Footbrake | Drivers door opening sim. | Turn off the engine | Turn on the engine | Turn signal control | Trunk release | Opening all doors | Closing all doors | GND | PWR +12V |    |                  |    |    |    |    |    |    |    |    |    |                         |                              |                 |
| 1                   | 2      | 3      | 4      | 5      | 6      |       | 7                          | 8                       | 1                  | 2                      | 3         | 4          | 5                | 6            | 7                   | 8                     | 9                  | 10                  | 11           | 12             | 13                 | 14       | 15               | 1         | 2                         | 3                   | 4                  | 5                   | 6             | 7                 | 8                 | 9   | 10       | 11 | 12               | 13 | 14 | 15 | +  | +  | +  |    |    |    |                         |                              |                 |

Attention:

| MERCEDES ANTOS (EURO 6) |        |        |        |        |        |       |                            |                         |                    | year: 2013 →           |           |            |                  |              |                     |                       |                    |                     |              |                |                    |          |                  |           | program No: 11861         |                     |                    |                     |               |                   |                   |     |          |    | from: 2024-02-29 |    |    |    |    |    |    |    |    |    |                         |                              |                 |
|-------------------------|--------|--------|--------|--------|--------|-------|----------------------------|-------------------------|--------------------|------------------------|-----------|------------|------------------|--------------|---------------------|-----------------------|--------------------|---------------------|--------------|----------------|--------------------|----------|------------------|-----------|---------------------------|---------------------|--------------------|---------------------|---------------|-------------------|-------------------|-----|----------|----|------------------|----|----|----|----|----|----|----|----|----|-------------------------|------------------------------|-----------------|
| connector 8 pin         |        |        |        |        |        |       |                            | connector 15 pin        |                    |                        |           |            |                  |              |                     |                       |                    |                     |              |                |                    |          | connector 10 pin |           |                           |                     |                    |                     |               |                   |                   |     |          |    |                  |    |    |    |    |    |    |    |    |    |                         |                              |                 |
| CAN H                   | CAN L  | CAN H  | CAN L  | CAN H  | CAN L  | CAN L | OUT +                      | OUT +                   | OUT                | OUT                    | OUT       | OUT        | OUT              | OUT          | OUT                 | OUT                   | OUT                | OUT                 | OUT          | OUT            | OUT                | OUT      | OUT              | OUT       | OUT                       | OUT                 | OUT                | OUT                 | OUT           | IN                | IN                | IN  | IN       | IN | IN               | IN | IN | IN | IN | IN | IN | IN | IN | IN | Contr. of factory alarm | Contr.c.lock, when ign.is on | Comfort closure |
| CAN1-H                  | CAN1-L | CAN2-H | CAN2-L | CAN3-H | CAN3-L |       | Alternative blink. control | Alt. contr. centr. lock | Driver door sensor | Passengers door sensor | Trunk lid | Hood sense | Original alarm++ | Arming state | Lock factory remote | Unlock factory remote | Any button pressed | Handbrake / Parking | Speed 10kmph | Engine running | Engine speed (RPM) | Ignition | Key inserted     | Footbrake | Drivers door opening sim. | Turn off the engine | Turn on the engine | Turn signal control | Trunk release | Opening all doors | Closing all doors | GND | PWR +12V |    |                  |    |    |    |    |    |    |    |    |    |                         |                              |                 |
| 1                       | 2      | 3      | 4      | 5      | 6      |       | 7                          | 8                       | 1                  | 2                      | 3         | 4          | 5                | 6            | 7                   | 8                     | 9                  | 10                  | 11           | 12             | 13                 | 14       | 15               | 1         | 2                         | 3                   | 4                  | 5                   | 6             | 7                 | 8                 | 9   | 10       | 11 | 12               | 13 | 14 | 15 | +  | +  | +  |    |    |    |                         |                              |                 |

Attention:

| MERCEDES AROCS (EURO 6) |        |        |        |        |        |       |                            |                         |                    | year: 2019 →           |           |            |                  |              |                     |                       |                    |                     |              |                |                    |          |                  |           | program No: 13675         |                     |                    |                     |               |                   |                   |     |          |    | from: 2022-11-19 |    |    |    |    |    |    |    |    |    |                         |                              |                 |
|-------------------------|--------|--------|--------|--------|--------|-------|----------------------------|-------------------------|--------------------|------------------------|-----------|------------|------------------|--------------|---------------------|-----------------------|--------------------|---------------------|--------------|----------------|--------------------|----------|------------------|-----------|---------------------------|---------------------|--------------------|---------------------|---------------|-------------------|-------------------|-----|----------|----|------------------|----|----|----|----|----|----|----|----|----|-------------------------|------------------------------|-----------------|
| connector 8 pin         |        |        |        |        |        |       |                            | connector 15 pin        |                    |                        |           |            |                  |              |                     |                       |                    |                     |              |                |                    |          | connector 10 pin |           |                           |                     |                    |                     |               |                   |                   |     |          |    |                  |    |    |    |    |    |    |    |    |    |                         |                              |                 |
| CAN H                   | CAN L  | CAN H  | CAN L  | CAN H  | CAN L  | CAN L | OUT +                      | OUT +                   | OUT                | OUT                    | OUT       | OUT        | OUT              | OUT          | OUT                 | OUT                   | OUT                | OUT                 | OUT          | OUT            | OUT                | OUT      | OUT              | OUT       | OUT                       | OUT                 | OUT                | OUT                 | OUT           | IN                | IN                | IN  | IN       | IN | IN               | IN | IN | IN | IN | IN | IN | IN | IN | IN | Contr. of factory alarm | Contr.c.lock, when ign.is on | Comfort closure |
| CAN1-H                  | CAN1-L | CAN2-H | CAN2-L | CAN3-H | CAN3-L |       | Alternative blink. control | Alt. contr. centr. lock | Driver door sensor | Passengers door sensor | Trunk lid | Hood sense | Original alarm++ | Arming state | Lock factory remote | Unlock factory remote | Any button pressed | Handbrake / Parking | Speed 10kmph | Engine running | Engine speed (RPM) | Ignition | Key inserted     | Footbrake | Drivers door opening sim. | Turn off the engine | Turn on the engine | Turn signal control | Trunk release | Opening all doors | Closing all doors | GND | PWR +12V |    |                  |    |    |    |    |    |    |    |    |    |                         |                              |                 |
| 1                       | 2      | 3      | 4      | 5      | 6      |       | 7                          | 8                       | 1                  | 2                      | 3         | 4          | 5                | 6            | 7                   | 8                     | 9                  | 10                  | 11           | 12             | 13                 | 14       | 15               | 1         | 2                         | 3                   | 4                  | 5                   | 6             | 7                 | 8                 | 9   | 10       | 11 | 12               | 13 | 14 | 15 | +  | +  | +  |    |    |    |                         |                              |                 |

Attention:

| MERCEDES AROCS (EURO 6) |        |        |        |        |        |       |                            |                         |                    | year: 2013 →           |           |            |                  |              |                     |                       |                    |                     |              |                |                    |          |                  |           | program No: 11857         |                     |                    |                     |               |                   |                   |     |          |    | from: 2024-02-29 |    |    |    |    |    |    |    |    |    |                         |                              |                 |
|-------------------------|--------|--------|--------|--------|--------|-------|----------------------------|-------------------------|--------------------|------------------------|-----------|------------|------------------|--------------|---------------------|-----------------------|--------------------|---------------------|--------------|----------------|--------------------|----------|------------------|-----------|---------------------------|---------------------|--------------------|---------------------|---------------|-------------------|-------------------|-----|----------|----|------------------|----|----|----|----|----|----|----|----|----|-------------------------|------------------------------|-----------------|
| connector 8 pin         |        |        |        |        |        |       |                            | connector 15 pin        |                    |                        |           |            |                  |              |                     |                       |                    |                     |              |                |                    |          | connector 10 pin |           |                           |                     |                    |                     |               |                   |                   |     |          |    |                  |    |    |    |    |    |    |    |    |    |                         |                              |                 |
| CAN H                   | CAN L  | CAN H  | CAN L  | CAN H  | CAN L  | CAN L | OUT +                      | OUT +                   | OUT                | OUT                    | OUT       | OUT        | OUT              | OUT          | OUT                 | OUT                   | OUT                | OUT                 | OUT          | OUT            | OUT                | OUT      | OUT              | OUT       | OUT                       | OUT                 | OUT                | OUT                 | OUT           | IN                | IN                | IN  | IN       | IN | IN               | IN | IN | IN | IN | IN | IN | IN | IN | IN | Contr. of factory alarm | Contr.c.lock, when ign.is on | Comfort closure |
| CAN1-H                  | CAN1-L | CAN2-H | CAN2-L | CAN3-H | CAN3-L |       | Alternative blink. control | Alt. contr. centr. lock | Driver door sensor | Passengers door sensor | Trunk lid | Hood sense | Original alarm++ | Arming state | Lock factory remote | Unlock factory remote | Any button pressed | Handbrake / Parking | Speed 10kmph | Engine running | Engine speed (RPM) | Ignition | Key inserted     | Footbrake | Drivers door opening sim. | Turn off the engine | Turn on the engine | Turn signal control | Trunk release | Opening all doors | Closing all doors | GND | PWR +12V |    |                  |    |    |    |    |    |    |    |    |    |                         |                              |                 |
| 1                       | 2      | 3      | 4      | 5      | 6      |       | 7                          | 8                       | 1                  | 2                      | 3         | 4          | 5                | 6            | 7                   | 8                     | 9                  | 10                  | 11           | 12             | 13                 | 14       | 15               | 1         | 2                         | 3                   | 4                  | 5                   | 6             | 7                 | 8                 | 9   | 10       | 11 | 12               | 13 | 14 | 15 | +  | +  | +  |    |    |    |                         |                              |                 |

Attention:





**MERCEDES C (205) (Cabrio)**

year: 2016 →

with and without Keyless System

program №: 13198

from: 2023-05-24

| connector 8 pin |        |        |        |        |        |                           |                         |
|-----------------|--------|--------|--------|--------|--------|---------------------------|-------------------------|
| CAN H           | CAN L  | CAN H  | CAN L  | CAN H  | CAN L  | OUT +                     | OUT -                   |
| CAN1-H          | CAN1-L | CAN2-H | CAN2-L | CAN3-H | CAN3-L | Alternative blink control | Alt. contr. centr. lock |
| 1               | 2      | 3      | 4      | 5      | 6      | 7                         | 8                       |
| +               | +      | +      | +      | +      | +      | -                         | +                       |

Attention:

| connector 15 pin   |                        |           |            |                  |              |                     |                       |                    |                     |              |                |                    |          |              |
|--------------------|------------------------|-----------|------------|------------------|--------------|---------------------|-----------------------|--------------------|---------------------|--------------|----------------|--------------------|----------|--------------|
| OUT                | OUT                    | OUT       | OUT        | OUT              | OUT          | OUT                 | OUT                   | OUT                | OUT                 | OUT          | OUT            | OUT                | OUT      | OUT          |
| Driver door sensor | Passengers door sensor | Trunk lid | Hood sense | Original alarm++ | Arming state | Lock factory remote | Unlock factory remote | Any button pressed | Handbrake / Parking | Speed 10kmph | Engine running | Engine speed (RPM) | Ignition | Key inserted |
| 1                  | 2                      | 3         | 4          | 5                | 6            | 7                   | 8                     | 9                  | 10                  | 11           | 12             | 13                 | 14       | 15           |
| +                  | +                      | +         | +          | +                | +            | +                   | +                     | +                  | +                   | +            | +              | +                  | +        | +            |

| connector 10 pin |                           |                     |                    |                     |               |                   |                   |     |          |
|------------------|---------------------------|---------------------|--------------------|---------------------|---------------|-------------------|-------------------|-----|----------|
| OUT              | IN                        | IN                  | IN                 | IN                  | IN            | IN                | IN                | IN  | IN       |
| Footbrake        | Drivers door opening sim. | Turn off the engine | Turn on the engine | Turn signal control | Trunk release | Opening all doors | Closing all doors | GND | PWR +12V |
| 1                | 2                         | 3                   | 4                  | 5                   | 6             | 7                 | 8                 | 9   | 10       |
| +                | +                         | -                   | -                  | +                   | +             | +                 | +                 | -   | +        |

|                              |
|------------------------------|
| Contr. of factory alarm      |
| Contr.c.lock. when ign.is on |
| Comfort closure              |

**MERCEDES C (205)**

year: 2014 →

with and without Keyless System

program №: 11485

from: 2023-05-24

| connector 8 pin |        |        |        |        |        |                           |                         |
|-----------------|--------|--------|--------|--------|--------|---------------------------|-------------------------|
| CAN H           | CAN L  | CAN H  | CAN L  | CAN H  | CAN L  | OUT +                     | OUT -                   |
| CAN1-H          | CAN1-L | CAN2-H | CAN2-L | CAN3-H | CAN3-L | Alternative blink control | Alt. contr. centr. lock |
| 1               | 2      | 3      | 4      | 5      | 6      | 7                         | 8                       |
| +               | +      | +      | +      | +      | +      | -                         | +                       |

Attention:

| connector 15 pin   |                        |           |            |                  |              |                     |                       |                    |                     |              |                |                    |          |              |
|--------------------|------------------------|-----------|------------|------------------|--------------|---------------------|-----------------------|--------------------|---------------------|--------------|----------------|--------------------|----------|--------------|
| OUT                | OUT                    | OUT       | OUT        | OUT              | OUT          | OUT                 | OUT                   | OUT                | OUT                 | OUT          | OUT            | OUT                | OUT      | OUT          |
| Driver door sensor | Passengers door sensor | Trunk lid | Hood sense | Original alarm++ | Arming state | Lock factory remote | Unlock factory remote | Any button pressed | Handbrake / Parking | Speed 10kmph | Engine running | Engine speed (RPM) | Ignition | Key inserted |
| 1                  | 2                      | 3         | 4          | 5                | 6            | 7                   | 8                     | 9                  | 10                  | 11           | 12             | 13                 | 14       | 15           |
| +                  | +                      | +         | +          | +                | +            | +                   | +                     | +                  | +                   | +            | +              | +                  | +        | +            |

| connector 10 pin |                           |                     |                    |                     |               |                   |                   |     |          |
|------------------|---------------------------|---------------------|--------------------|---------------------|---------------|-------------------|-------------------|-----|----------|
| OUT              | IN                        | IN                  | IN                 | IN                  | IN            | IN                | IN                | IN  | IN       |
| Footbrake        | Drivers door opening sim. | Turn off the engine | Turn on the engine | Turn signal control | Trunk release | Opening all doors | Closing all doors | GND | PWR +12V |
| 1                | 2                         | 3                   | 4                  | 5                   | 6             | 7                 | 8                 | 9   | 10       |
| +                | +                         | -                   | -                  | +                   | +             | +                 | +                 | -   | +        |

|                              |
|------------------------------|
| Contr. of factory alarm      |
| Contr.c.lock. when ign.is on |
| Comfort closure              |

**MERCEDES C (204)**

year: 2007 →

with and without Keyless System

program №: 13242

from: 2020-06-18

| connector 8 pin |        |        |        |        |        |                           |                         |
|-----------------|--------|--------|--------|--------|--------|---------------------------|-------------------------|
| CAN H           | CAN L  | CAN H  | CAN L  | CAN H  | CAN L  | OUT +                     | OUT -                   |
| CAN1-H          | CAN1-L | CAN2-H | CAN2-L | CAN3-H | CAN3-L | Alternative blink control | Alt. contr. centr. lock |
| 1               | 2      | 3      | 4      | 5      | 6      | 7                         | 8                       |
| +               | +      | +      | +      | +      | +      | -                         | +                       |

Attention:

| connector 15 pin   |                        |           |            |                  |              |                     |                       |                    |                     |              |                |                    |          |              |
|--------------------|------------------------|-----------|------------|------------------|--------------|---------------------|-----------------------|--------------------|---------------------|--------------|----------------|--------------------|----------|--------------|
| OUT                | OUT                    | OUT       | OUT        | OUT              | OUT          | OUT                 | OUT                   | OUT                | OUT                 | OUT          | OUT            | OUT                | OUT      | OUT          |
| Driver door sensor | Passengers door sensor | Trunk lid | Hood sense | Original alarm++ | Arming state | Lock factory remote | Unlock factory remote | Any button pressed | Handbrake / Parking | Speed 10kmph | Engine running | Engine speed (RPM) | Ignition | Key inserted |
| 1                  | 2                      | 3         | 4          | 5                | 6            | 7                   | 8                     | 9                  | 10                  | 11           | 12             | 13                 | 14       | 15           |
| +                  | +                      | +         | +          | +                | +            | +                   | +                     | +                  | +                   | +            | +              | +                  | +        | +            |

| connector 10 pin |                           |                     |                    |                     |               |                   |                   |     |          |
|------------------|---------------------------|---------------------|--------------------|---------------------|---------------|-------------------|-------------------|-----|----------|
| OUT              | IN                        | IN                  | IN                 | IN                  | IN            | IN                | IN                | IN  | IN       |
| Footbrake        | Drivers door opening sim. | Turn off the engine | Turn on the engine | Turn signal control | Trunk release | Opening all doors | Closing all doors | GND | PWR +12V |
| 1                | 2                         | 3                   | 4                  | 5                   | 6             | 7                 | 8                 | 9   | 10       |
| +                | +                         | -                   | -                  | +                   | +             | +                 | +                 | -   | +        |

|                              |
|------------------------------|
| Contr. of factory alarm      |
| Contr.c.lock. when ign.is on |
| Comfort closure              |

**MERCEDES C (203)**

year: 2001 →

with and without Keyless System

program №: 11159

from: 2017-09-01

| connector 8 pin |        |        |        |        |        |                           |                         |
|-----------------|--------|--------|--------|--------|--------|---------------------------|-------------------------|
| CAN H           | CAN L  | CAN H  | CAN L  | CAN H  | CAN L  | OUT +                     | OUT -                   |
| CAN1-H          | CAN1-L | CAN2-H | CAN2-L | CAN3-H | CAN3-L | Alternative blink control | Alt. contr. centr. lock |
| 1               | 2      | 3      | 4      | 5      | 6      | 7                         | 8                       |
| +               | +      | +      | +      | +      | +      | -                         | +                       |

Attention:

| connector 15 pin   |                        |           |            |                  |              |                     |                       |                    |                     |              |                |                    |          |              |
|--------------------|------------------------|-----------|------------|------------------|--------------|---------------------|-----------------------|--------------------|---------------------|--------------|----------------|--------------------|----------|--------------|
| OUT                | OUT                    | OUT       | OUT        | OUT              | OUT          | OUT                 | OUT                   | OUT                | OUT                 | OUT          | OUT            | OUT                | OUT      | OUT          |
| Driver door sensor | Passengers door sensor | Trunk lid | Hood sense | Original alarm++ | Arming state | Lock factory remote | Unlock factory remote | Any button pressed | Handbrake / Parking | Speed 10kmph | Engine running | Engine speed (RPM) | Ignition | Key inserted |
| 1                  | 2                      | 3         | 4          | 5                | 6            | 7                   | 8                     | 9                  | 10                  | 11           | 12             | 13                 | 14       | 15           |
| +                  | +                      | +         | +          | +                | +            | +                   | +                     | +                  | +                   | +            | +              | +                  | +        | +            |

| connector 10 pin |                           |                     |                    |                     |               |                   |                   |     |          |
|------------------|---------------------------|---------------------|--------------------|---------------------|---------------|-------------------|-------------------|-----|----------|
| OUT              | IN                        | IN                  | IN                 | IN                  | IN            | IN                | IN                | IN  | IN       |
| Footbrake        | Drivers door opening sim. | Turn off the engine | Turn on the engine | Turn signal control | Trunk release | Opening all doors | Closing all doors | GND | PWR +12V |
| 1                | 2                         | 3                   | 4                  | 5                   | 6             | 7                 | 8                 | 9   | 10       |
| +                | +                         | -                   | -                  | +                   | +             | +                 | +                 | -   | +        |

|                              |
|------------------------------|
| Contr. of factory alarm      |
| Contr.c.lock. when ign.is on |
| Comfort closure              |

**MERCEDES CITAN (420)**

year: 2022 →

program №: 14115

from: 2023-01-27

| connector 8 pin |        |        |        |        |        |                           |                         |
|-----------------|--------|--------|--------|--------|--------|---------------------------|-------------------------|
| CAN H           | CAN L  | CAN H  | CAN L  | CAN H  | CAN L  | OUT +                     | OUT -                   |
| CAN1-H          | CAN1-L | CAN2-H | CAN2-L | CAN3-H | CAN3-L | Alternative blink control | Alt. contr. centr. lock |
| 1               | 2      | 3      | 4      | 5      | 6      | 7                         | 8                       |
| +               | +      | +      | +      | +      | +      | -                         | +                       |

Attention:

| connector 15 pin   |                        |           |            |                  |              |                     |                       |                    |                     |              |                |                    |          |              |
|--------------------|------------------------|-----------|------------|------------------|--------------|---------------------|-----------------------|--------------------|---------------------|--------------|----------------|--------------------|----------|--------------|
| OUT                | OUT                    | OUT       | OUT        | OUT              | OUT          | OUT                 | OUT                   | OUT                | OUT                 | OUT          | OUT            | OUT                | OUT      | OUT          |
| Driver door sensor | Passengers door sensor | Trunk lid | Hood sense | Original alarm++ | Arming state | Lock factory remote | Unlock factory remote | Any button pressed | Handbrake / Parking | Speed 10kmph | Engine running | Engine speed (RPM) | Ignition | Key inserted |
| 1                  | 2                      | 3         | 4          | 5                | 6            | 7                   | 8                     | 9                  | 10                  | 11           | 12             | 13                 | 14       | 15           |
| +                  | +                      | +         | +          | +                | +            | +                   | +                     | +                  | +                   | +            | +              | +                  | +        | +            |

| connector 10 pin |                           |                     |                    |                     |               |                   |                   |     |          |
|------------------|---------------------------|---------------------|--------------------|---------------------|---------------|-------------------|-------------------|-----|----------|
| OUT              | IN                        | IN                  | IN                 | IN                  | IN            | IN                | IN                | IN  | IN       |
| Footbrake        | Drivers door opening sim. | Turn off the engine | Turn on the engine | Turn signal control | Trunk release | Opening all doors | Closing all doors | GND | PWR +12V |
| 1                | 2                         | 3                   | 4                  | 5                   | 6             | 7                 | 8                 | 9   | 10       |
| +                | +                         | -                   | -                  | +                   | +             | +                 | +                 | -   | +        |

|                              |
|------------------------------|
| Contr. of factory alarm      |
| Contr.c.lock. when ign.is on |
| Comfort closure              |

Switches (A) (B)

**MERCEDES CITAN (415)**

year: **2017 →**

program No: **12247**

from: **2023-01-27**

| connector 8 pin |        |        |        |        |        |                           |                         |
|-----------------|--------|--------|--------|--------|--------|---------------------------|-------------------------|
| CAN H           | CAN L  | CAN H  | CAN L  | CAN H  | CAN L  | OUT +                     | OUT -                   |
| CAN1-H          | CAN1-L | CAN2-H | CAN2-L | CAN3-H | CAN3-L | Alternative blink control | Alt. contr. centr. lock |
| 1               | 2      | 3      | 4      | 5      | 6      | 7                         | 8                       |
| +               | +      | +      |        |        |        | +                         |                         |

| connector 15 pin   |                        |           |            |                  |              |                     |                       |                    |                     |              |                |                    |          |              |
|--------------------|------------------------|-----------|------------|------------------|--------------|---------------------|-----------------------|--------------------|---------------------|--------------|----------------|--------------------|----------|--------------|
| OUT                | OUT                    | OUT       | OUT        | OUT              | OUT          | OUT                 | OUT                   | OUT                | OUT                 | OUT          | OUT            | OUT                | OUT      | OUT          |
| Driver door sensor | Passengers door sensor | Trunk lid | Hood sense | Original alarm++ | Arming state | Lock factory remote | Unlock factory remote | Any button pressed | Handbrake / Parking | Speed 10kmph | Engine running | Engine speed (RPM) | Ignition | Key inserted |
| 1                  | 2                      | 3         | 4          | 5                | 6            | 7                   | 8                     | 9                  | 10                  | 11           | 12             | 13                 | 14       | 15           |
| +                  | +                      | +         | +          | +                | +            | +                   | +                     | +                  | +                   | +            | +              | +                  | +        | +            |

| connector 10 pin |                           |                     |                    |                     |               |                   |                   |     |          |
|------------------|---------------------------|---------------------|--------------------|---------------------|---------------|-------------------|-------------------|-----|----------|
| OUT              | IN                        | IN                  | IN                 | IN                  | IN            | IN                | IN                | IN  | IN       |
| Footbrake        | Drivers door opening sim. | Turn off the engine | Turn on the engine | Turn signal control | Trunk release | Opening all doors | Closing all doors | GND | PWR +12V |
| 1                | 2                         | 3                   | 4                  | 5                   | 6             | 7                 | 8                 | 9   | 10       |
| +                | +                         |                     |                    | +                   | +             | +                 | +                 | +   | +        |

Attention: Contr. of factory alarm  
Contr.c.lock. when ign.is on  
Comfort closure

**MERCEDES CITAN (415)**

year: **2012 →**

program No: **11174**

from: **2021-09-09**

| connector 8 pin |        |        |        |        |        |                           |                         |
|-----------------|--------|--------|--------|--------|--------|---------------------------|-------------------------|
| CAN H           | CAN L  | CAN H  | CAN L  | CAN H  | CAN L  | OUT +                     | OUT -                   |
| CAN1-H          | CAN1-L | CAN2-H | CAN2-L | CAN3-H | CAN3-L | Alternative blink control | Alt. contr. centr. lock |
| 1               | 2      | 3      | 4      | 5      | 6      | 7                         | 8                       |
| +               | +      |        |        |        |        | +                         |                         |

| connector 15 pin   |                        |           |            |                  |              |                     |                       |                    |                     |              |                |                    |          |              |
|--------------------|------------------------|-----------|------------|------------------|--------------|---------------------|-----------------------|--------------------|---------------------|--------------|----------------|--------------------|----------|--------------|
| OUT                | OUT                    | OUT       | OUT        | OUT              | OUT          | OUT                 | OUT                   | OUT                | OUT                 | OUT          | OUT            | OUT                | OUT      | OUT          |
| Driver door sensor | Passengers door sensor | Trunk lid | Hood sense | Original alarm++ | Arming state | Lock factory remote | Unlock factory remote | Any button pressed | Handbrake / Parking | Speed 10kmph | Engine running | Engine speed (RPM) | Ignition | Key inserted |
| 1                  | 2                      | 3         | 4          | 5                | 6            | 7                   | 8                     | 9                  | 10                  | 11           | 12             | 13                 | 14       | 15           |
| +                  | +                      | +         | +          | +                | +            | +                   | +                     | +                  | +                   | +            | +              | +                  | +        | +            |

| connector 10 pin |                           |                     |                    |                     |               |                   |                   |     |          |
|------------------|---------------------------|---------------------|--------------------|---------------------|---------------|-------------------|-------------------|-----|----------|
| OUT              | IN                        | IN                  | IN                 | IN                  | IN            | IN                | IN                | IN  | IN       |
| Footbrake        | Drivers door opening sim. | Turn off the engine | Turn on the engine | Turn signal control | Trunk release | Opening all doors | Closing all doors | GND | PWR +12V |
| 1                | 2                         | 3                   | 4                  | 5                   | 6             | 7                 | 8                 | 9   | 10       |
| +                | +                         |                     |                    | +                   | +             | +                 | +                 | +   | +        |

Attention: Contr. of factory alarm  
Contr.c.lock. when ign.is on  
Comfort closure

**MERCEDES CL (216)**

year: **2007 →**

with and without Keyless System

program No: **13876**

from: **2021-10-26**

| connector 8 pin |        |        |        |        |        |                           |                         |
|-----------------|--------|--------|--------|--------|--------|---------------------------|-------------------------|
| CAN H           | CAN L  | CAN H  | CAN L  | CAN H  | CAN L  | OUT +                     | OUT -                   |
| CAN1-H          | CAN1-L | CAN2-H | CAN2-L | CAN3-H | CAN3-L | Alternative blink control | Alt. contr. centr. lock |
| 1               | 2      | 3      | 4      | 5      | 6      | 7                         | 8                       |
| +               | +      | +      | +      |        |        | +                         |                         |

| connector 15 pin   |                        |           |            |                  |              |                     |                       |                    |                     |              |                |                    |          |              |
|--------------------|------------------------|-----------|------------|------------------|--------------|---------------------|-----------------------|--------------------|---------------------|--------------|----------------|--------------------|----------|--------------|
| OUT                | OUT                    | OUT       | OUT        | OUT              | OUT          | OUT                 | OUT                   | OUT                | OUT                 | OUT          | OUT            | OUT                | OUT      | OUT          |
| Driver door sensor | Passengers door sensor | Trunk lid | Hood sense | Original alarm++ | Arming state | Lock factory remote | Unlock factory remote | Any button pressed | Handbrake / Parking | Speed 10kmph | Engine running | Engine speed (RPM) | Ignition | Key inserted |
| 1                  | 2                      | 3         | 4          | 5                | 6            | 7                   | 8                     | 9                  | 10                  | 11           | 12             | 13                 | 14       | 15           |
| +                  | +                      | +         | +          | +                | +            | +                   | +                     | +                  | +                   | +            | +              | +                  | +        | +            |

| connector 10 pin |                           |                     |                    |                     |               |                   |                   |     |          |
|------------------|---------------------------|---------------------|--------------------|---------------------|---------------|-------------------|-------------------|-----|----------|
| OUT              | IN                        | IN                  | IN                 | IN                  | IN            | IN                | IN                | IN  | IN       |
| Footbrake        | Drivers door opening sim. | Turn off the engine | Turn on the engine | Turn signal control | Trunk release | Opening all doors | Closing all doors | GND | PWR +12V |
| 1                | 2                         | 3                   | 4                  | 5                   | 6             | 7                 | 8                 | 9   | 10       |
| +                | +                         |                     |                    | +                   | +             | +                 | +                 | +   | +        |

Attention: Contr. of factory alarm  
Contr.c.lock. when ign.is on  
Comfort closure

**MERCEDES CL (215)**

year: **2002 →**

with and without Keyless System

program No: **11125**

from: **2017-09-01**

| connector 8 pin |        |        |        |        |        |                           |                         |
|-----------------|--------|--------|--------|--------|--------|---------------------------|-------------------------|
| CAN H           | CAN L  | CAN H  | CAN L  | CAN H  | CAN L  | OUT +                     | OUT -                   |
| CAN1-H          | CAN1-L | CAN2-H | CAN2-L | CAN3-H | CAN3-L | Alternative blink control | Alt. contr. centr. lock |
| 1               | 2      | 3      | 4      | 5      | 6      | 7                         | 8                       |
| +               | +      | +      | +      |        |        | +                         |                         |

| connector 15 pin   |                        |           |            |                  |              |                     |                       |                    |                     |              |                |                    |          |              |
|--------------------|------------------------|-----------|------------|------------------|--------------|---------------------|-----------------------|--------------------|---------------------|--------------|----------------|--------------------|----------|--------------|
| OUT                | OUT                    | OUT       | OUT        | OUT              | OUT          | OUT                 | OUT                   | OUT                | OUT                 | OUT          | OUT            | OUT                | OUT      | OUT          |
| Driver door sensor | Passengers door sensor | Trunk lid | Hood sense | Original alarm++ | Arming state | Lock factory remote | Unlock factory remote | Any button pressed | Handbrake / Parking | Speed 10kmph | Engine running | Engine speed (RPM) | Ignition | Key inserted |
| 1                  | 2                      | 3         | 4          | 5                | 6            | 7                   | 8                     | 9                  | 10                  | 11           | 12             | 13                 | 14       | 15           |
| +                  | +                      | +         | +          | +                | +            | +                   | +                     | +                  | +                   | +            | +              | +                  | +        | +            |

| connector 10 pin |                           |                     |                    |                     |               |                   |                   |     |          |
|------------------|---------------------------|---------------------|--------------------|---------------------|---------------|-------------------|-------------------|-----|----------|
| OUT              | IN                        | IN                  | IN                 | IN                  | IN            | IN                | IN                | IN  | IN       |
| Footbrake        | Drivers door opening sim. | Turn off the engine | Turn on the engine | Turn signal control | Trunk release | Opening all doors | Closing all doors | GND | PWR +12V |
| 1                | 2                         | 3                   | 4                  | 5                   | 6             | 7                 | 8                 | 9   | 10       |
| +                | +                         |                     |                    | +                   | +             | +                 | +                 | +   | +        |

Attention: Contr. of factory alarm  
Contr.c.lock. when ign.is on  
Comfort closure

**MERCEDES CL (215)**

year: **1999 →**

with and without Keyless System

program No: **11125**

from: **2017-09-01**

| connector 8 pin |        |        |        |        |        |                           |                         |
|-----------------|--------|--------|--------|--------|--------|---------------------------|-------------------------|
| CAN H           | CAN L  | CAN H  | CAN L  | CAN H  | CAN L  | OUT +                     | OUT -                   |
| CAN1-H          | CAN1-L | CAN2-H | CAN2-L | CAN3-H | CAN3-L | Alternative blink control | Alt. contr. centr. lock |
| 1               | 2      | 3      | 4      | 5      | 6      | 7                         | 8                       |
| +               | +      | +      | +      |        |        | +                         |                         |

| connector 15 pin   |                        |           |            |                  |              |                     |                       |                    |                     |              |                |                    |          |              |
|--------------------|------------------------|-----------|------------|------------------|--------------|---------------------|-----------------------|--------------------|---------------------|--------------|----------------|--------------------|----------|--------------|
| OUT                | OUT                    | OUT       | OUT        | OUT              | OUT          | OUT                 | OUT                   | OUT                | OUT                 | OUT          | OUT            | OUT                | OUT      | OUT          |
| Driver door sensor | Passengers door sensor | Trunk lid | Hood sense | Original alarm++ | Arming state | Lock factory remote | Unlock factory remote | Any button pressed | Handbrake / Parking | Speed 10kmph | Engine running | Engine speed (RPM) | Ignition | Key inserted |
| 1                  | 2                      | 3         | 4          | 5                | 6            | 7                   | 8                     | 9                  | 10                  | 11           | 12             | 13                 | 14       | 15           |
| +                  | +                      | +         | +          | +                | +            | +                   | +                     | +                  | +                   | +            | +              | +                  | +        | +            |

| connector 10 pin |                           |                     |                    |                     |               |                   |                   |     |          |
|------------------|---------------------------|---------------------|--------------------|---------------------|---------------|-------------------|-------------------|-----|----------|
| OUT              | IN                        | IN                  | IN                 | IN                  | IN            | IN                | IN                | IN  | IN       |
| Footbrake        | Drivers door opening sim. | Turn off the engine | Turn on the engine | Turn signal control | Trunk release | Opening all doors | Closing all doors | GND | PWR +12V |
| 1                | 2                         | 3                   | 4                  | 5                   | 6             | 7                 | 8                 | 9   | 10       |
| +                | +                         |                     |                    | +                   | +             | +                 | +                 | +   | +        |

Attention: Contr. of factory alarm  
Contr.c.lock. when ign.is on  
Comfort closure

| MERCEDES CLA (118) (Coupe) |        |        |        |        |        |       |       |                           |                         | year: 2019 →       |                        |           |            |                  |              |                     |                       |                    |                     | with and without Keyless System |                |                    |          |              |           |                           |                     |                    |                     | program №: 13761 |                   |                   |     |          |                         |                              |                 |     |     | from: 2023-05-24 |  |  |  |  |   |   |   |   |   |   |   |   |   |   |   |   |   |   |   |   |   |   |   |   |   |   |   |   |   |   |   |   |   |   |
|----------------------------|--------|--------|--------|--------|--------|-------|-------|---------------------------|-------------------------|--------------------|------------------------|-----------|------------|------------------|--------------|---------------------|-----------------------|--------------------|---------------------|---------------------------------|----------------|--------------------|----------|--------------|-----------|---------------------------|---------------------|--------------------|---------------------|------------------|-------------------|-------------------|-----|----------|-------------------------|------------------------------|-----------------|-----|-----|------------------|--|--|--|--|---|---|---|---|---|---|---|---|---|---|---|---|---|---|---|---|---|---|---|---|---|---|---|---|---|---|---|---|---|---|
| connector 8 pin            |        |        |        |        |        |       |       |                           |                         | connector 15 pin   |                        |           |            |                  |              |                     |                       |                    |                     | connector 10 pin                |                |                    |          |              |           |                           |                     |                    |                     |                  |                   |                   |     |          |                         |                              |                 |     |     |                  |  |  |  |  |   |   |   |   |   |   |   |   |   |   |   |   |   |   |   |   |   |   |   |   |   |   |   |   |   |   |   |   |   |   |
| CAN H                      | CAN L  | CAN H  | CAN L  | CAN H  | CAN L  | CAN H | CAN L | OUT +                     | OUT -                   | OUT                | OUT                    | OUT       | OUT        | OUT              | OUT          | OUT                 | OUT                   | OUT                | OUT                 | OUT                             | IN             | IN                 | IN       | IN           | IN        | IN                        | IN                  | IN                 | IN                  | OUT              | OUT               | OUT               | OUT | OUT      | OUT                     | OUT                          | OUT             | OUT | OUT |                  |  |  |  |  |   |   |   |   |   |   |   |   |   |   |   |   |   |   |   |   |   |   |   |   |   |   |   |   |   |   |   |   |   |   |
| CAN1-H                     | CAN1-L | CAN2-H | CAN2-L | CAN3-H | CAN3-L |       |       | Alternative blink control | Alt. contr. centr. lock | Driver door sensor | Passengers door sensor | Trunk lid | Hood sense | Original alarm++ | Arming state | Lock factory remote | Unlock factory remote | Any button pressed | Handbrake / Parking | Speed 10kmph                    | Engine running | Engine speed (RPM) | Ignition | Key inserted | Footbrake | Drivers door opening sim. | Turn off the engine | Turn on the engine | Turn signal control | Trunk release    | Opening all doors | Closing all doors | GND | PWR +12V | Contr. of factory alarm | Contr.c.lock, when ign.is on | Comfort closure |     |     |                  |  |  |  |  |   |   |   |   |   |   |   |   |   |   |   |   |   |   |   |   |   |   |   |   |   |   |   |   |   |   |   |   |   |   |
| 1                          | 2      | 3      | 4      | 5      | 6      | 7     | 8     |                           |                         | 1                  | 2                      | 3         | 4          | 5                | 6            | 7                   | 8                     | 9                  | 10                  | 11                              | 12             | 13                 | 14       | 15           | 1         | 2                         | 3                   | 4                  | 5                   | 6                | 7                 | 8                 | 9   | 10       |                         |                              |                 |     |     |                  |  |  |  |  | + | + | + | + | + | + | + | + | + | + | + | + | + | + | + | + | + | + | + | + | + | + | + | + | + | + | + | + | + | + |

Attention:

Switches

| MERCEDES CLA (117) (Coupe) |        |        |        |        |        |       |       |                           |                         | year: 2016 →       |                        |           |            |                  |              |                     |                       |                    |                     | with and without Keyless System |                |                    |          |              |           |                           |                     |                    |                     | program №: 13376 |                   |                   |     |          |                         |                              |                 |     |     | from: 2020-10-21 |  |  |  |  |   |   |   |   |   |   |   |   |   |   |   |   |   |   |   |   |   |   |   |   |   |   |   |   |   |   |   |   |   |   |
|----------------------------|--------|--------|--------|--------|--------|-------|-------|---------------------------|-------------------------|--------------------|------------------------|-----------|------------|------------------|--------------|---------------------|-----------------------|--------------------|---------------------|---------------------------------|----------------|--------------------|----------|--------------|-----------|---------------------------|---------------------|--------------------|---------------------|------------------|-------------------|-------------------|-----|----------|-------------------------|------------------------------|-----------------|-----|-----|------------------|--|--|--|--|---|---|---|---|---|---|---|---|---|---|---|---|---|---|---|---|---|---|---|---|---|---|---|---|---|---|---|---|---|---|
| connector 8 pin            |        |        |        |        |        |       |       |                           |                         | connector 15 pin   |                        |           |            |                  |              |                     |                       |                    |                     | connector 10 pin                |                |                    |          |              |           |                           |                     |                    |                     |                  |                   |                   |     |          |                         |                              |                 |     |     |                  |  |  |  |  |   |   |   |   |   |   |   |   |   |   |   |   |   |   |   |   |   |   |   |   |   |   |   |   |   |   |   |   |   |   |
| CAN H                      | CAN L  | CAN H  | CAN L  | CAN H  | CAN L  | CAN H | CAN L | OUT +                     | OUT -                   | OUT                | OUT                    | OUT       | OUT        | OUT              | OUT          | OUT                 | OUT                   | OUT                | OUT                 | OUT                             | IN             | IN                 | IN       | IN           | IN        | IN                        | IN                  | IN                 | IN                  | OUT              | OUT               | OUT               | OUT | OUT      | OUT                     | OUT                          | OUT             | OUT | OUT |                  |  |  |  |  |   |   |   |   |   |   |   |   |   |   |   |   |   |   |   |   |   |   |   |   |   |   |   |   |   |   |   |   |   |   |
| CAN1-H                     | CAN1-L | CAN2-H | CAN2-L | CAN3-H | CAN3-L |       |       | Alternative blink control | Alt. contr. centr. lock | Driver door sensor | Passengers door sensor | Trunk lid | Hood sense | Original alarm++ | Arming state | Lock factory remote | Unlock factory remote | Any button pressed | Handbrake / Parking | Speed 10kmph                    | Engine running | Engine speed (RPM) | Ignition | Key inserted | Footbrake | Drivers door opening sim. | Turn off the engine | Turn on the engine | Turn signal control | Trunk release    | Opening all doors | Closing all doors | GND | PWR +12V | Contr. of factory alarm | Contr.c.lock, when ign.is on | Comfort closure |     |     |                  |  |  |  |  |   |   |   |   |   |   |   |   |   |   |   |   |   |   |   |   |   |   |   |   |   |   |   |   |   |   |   |   |   |   |
| 1                          | 2      | 3      | 4      | 5      | 6      | 7     | 8     |                           |                         | 1                  | 2                      | 3         | 4          | 5                | 6            | 7                   | 8                     | 9                  | 10                  | 11                              | 12             | 13                 | 14       | 15           | 1         | 2                         | 3                   | 4                  | 5                   | 6                | 7                 | 8                 | 9   | 10       |                         |                              |                 |     |     |                  |  |  |  |  | + | + | + | + | + | + | + | + | + | + | + | + | + | + | + | + | + | + | + | + | + | + | + | + | + | + | + | + | + | + |

Attention:

Switches

| MERCEDES CLA (117) (Coupe) |        |        |        |        |        |       |       |                           |                         | year: 2013 →       |                        |           |            |                  |              |                     |                       |                    |                     | with and without Keyless System |                |                    |          |              |           |                           |                     |                    |                     | program №: 11399 |                   |                   |     |          |                         |                              |                 |     |     | from: 2017-09-01 |  |  |  |  |   |   |   |   |   |   |   |   |   |   |   |   |   |   |   |   |   |   |   |   |   |   |   |   |   |   |   |   |   |   |
|----------------------------|--------|--------|--------|--------|--------|-------|-------|---------------------------|-------------------------|--------------------|------------------------|-----------|------------|------------------|--------------|---------------------|-----------------------|--------------------|---------------------|---------------------------------|----------------|--------------------|----------|--------------|-----------|---------------------------|---------------------|--------------------|---------------------|------------------|-------------------|-------------------|-----|----------|-------------------------|------------------------------|-----------------|-----|-----|------------------|--|--|--|--|---|---|---|---|---|---|---|---|---|---|---|---|---|---|---|---|---|---|---|---|---|---|---|---|---|---|---|---|---|---|
| connector 8 pin            |        |        |        |        |        |       |       |                           |                         | connector 15 pin   |                        |           |            |                  |              |                     |                       |                    |                     | connector 10 pin                |                |                    |          |              |           |                           |                     |                    |                     |                  |                   |                   |     |          |                         |                              |                 |     |     |                  |  |  |  |  |   |   |   |   |   |   |   |   |   |   |   |   |   |   |   |   |   |   |   |   |   |   |   |   |   |   |   |   |   |   |
| CAN H                      | CAN L  | CAN H  | CAN L  | CAN H  | CAN L  | CAN H | CAN L | OUT +                     | OUT -                   | OUT                | OUT                    | OUT       | OUT        | OUT              | OUT          | OUT                 | OUT                   | OUT                | OUT                 | OUT                             | IN             | IN                 | IN       | IN           | IN        | IN                        | IN                  | IN                 | IN                  | OUT              | OUT               | OUT               | OUT | OUT      | OUT                     | OUT                          | OUT             | OUT | OUT |                  |  |  |  |  |   |   |   |   |   |   |   |   |   |   |   |   |   |   |   |   |   |   |   |   |   |   |   |   |   |   |   |   |   |   |
| CAN1-H                     | CAN1-L | CAN2-H | CAN2-L | CAN3-H | CAN3-L |       |       | Alternative blink control | Alt. contr. centr. lock | Driver door sensor | Passengers door sensor | Trunk lid | Hood sense | Original alarm++ | Arming state | Lock factory remote | Unlock factory remote | Any button pressed | Handbrake / Parking | Speed 10kmph                    | Engine running | Engine speed (RPM) | Ignition | Key inserted | Footbrake | Drivers door opening sim. | Turn off the engine | Turn on the engine | Turn signal control | Trunk release    | Opening all doors | Closing all doors | GND | PWR +12V | Contr. of factory alarm | Contr.c.lock, when ign.is on | Comfort closure |     |     |                  |  |  |  |  |   |   |   |   |   |   |   |   |   |   |   |   |   |   |   |   |   |   |   |   |   |   |   |   |   |   |   |   |   |   |
| 1                          | 2      | 3      | 4      | 5      | 6      | 7     | 8     |                           |                         | 1                  | 2                      | 3         | 4          | 5                | 6            | 7                   | 8                     | 9                  | 10                  | 11                              | 12             | 13                 | 14       | 15           | 1         | 2                         | 3                   | 4                  | 5                   | 6                | 7                 | 8                 | 9   | 10       |                         |                              |                 |     |     |                  |  |  |  |  | + | + | + | + | + | + | + | + | + | + | + | + | + | + | + | + | + | + | + | + | + | + | + | + | + | + | + | + | + | + |

Attention:

Switches

| MERCEDES CLK (209) |        |        |        |        |        |       |       |                           |                         | year: 2003 →       |                        |           |            |                  |              |                     |                       |                    |                     | with and without Keyless System |                |                    |          |              |           |                           |                     |                    |                     | program №: 14387 |                   |                   |     |          |                         |                              |                 |     |     | from: 2022-11-04 |  |  |  |  |   |   |   |   |   |   |   |   |   |   |   |   |   |   |   |   |   |   |   |   |   |   |   |   |   |   |   |   |   |   |
|--------------------|--------|--------|--------|--------|--------|-------|-------|---------------------------|-------------------------|--------------------|------------------------|-----------|------------|------------------|--------------|---------------------|-----------------------|--------------------|---------------------|---------------------------------|----------------|--------------------|----------|--------------|-----------|---------------------------|---------------------|--------------------|---------------------|------------------|-------------------|-------------------|-----|----------|-------------------------|------------------------------|-----------------|-----|-----|------------------|--|--|--|--|---|---|---|---|---|---|---|---|---|---|---|---|---|---|---|---|---|---|---|---|---|---|---|---|---|---|---|---|---|---|
| connector 8 pin    |        |        |        |        |        |       |       |                           |                         | connector 15 pin   |                        |           |            |                  |              |                     |                       |                    |                     | connector 10 pin                |                |                    |          |              |           |                           |                     |                    |                     |                  |                   |                   |     |          |                         |                              |                 |     |     |                  |  |  |  |  |   |   |   |   |   |   |   |   |   |   |   |   |   |   |   |   |   |   |   |   |   |   |   |   |   |   |   |   |   |   |
| CAN H              | CAN L  | CAN H  | CAN L  | CAN H  | CAN L  | CAN H | CAN L | OUT +                     | OUT -                   | OUT                | OUT                    | OUT       | OUT        | OUT              | OUT          | OUT                 | OUT                   | OUT                | OUT                 | OUT                             | IN             | IN                 | IN       | IN           | IN        | IN                        | IN                  | IN                 | IN                  | OUT              | OUT               | OUT               | OUT | OUT      | OUT                     | OUT                          | OUT             | OUT | OUT |                  |  |  |  |  |   |   |   |   |   |   |   |   |   |   |   |   |   |   |   |   |   |   |   |   |   |   |   |   |   |   |   |   |   |   |
| CAN1-H             | CAN1-L | CAN2-H | CAN2-L | CAN3-H | CAN3-L |       |       | Alternative blink control | Alt. contr. centr. lock | Driver door sensor | Passengers door sensor | Trunk lid | Hood sense | Original alarm++ | Arming state | Lock factory remote | Unlock factory remote | Any button pressed | Handbrake / Parking | Speed 10kmph                    | Engine running | Engine speed (RPM) | Ignition | Key inserted | Footbrake | Drivers door opening sim. | Turn off the engine | Turn on the engine | Turn signal control | Trunk release    | Opening all doors | Closing all doors | GND | PWR +12V | Contr. of factory alarm | Contr.c.lock, when ign.is on | Comfort closure |     |     |                  |  |  |  |  |   |   |   |   |   |   |   |   |   |   |   |   |   |   |   |   |   |   |   |   |   |   |   |   |   |   |   |   |   |   |
| 1                  | 2      | 3      | 4      | 5      | 6      | 7     | 8     |                           |                         | 1                  | 2                      | 3         | 4          | 5                | 6            | 7                   | 8                     | 9                  | 10                  | 11                              | 12             | 13                 | 14       | 15           | 1         | 2                         | 3                   | 4                  | 5                   | 6                | 7                 | 8                 | 9   | 10       |                         |                              |                 |     |     |                  |  |  |  |  | + | + | + | + | + | + | + | + | + | + | + | + | + | + | + | + | + | + | + | + | + | + | + | + | + | + | + | + | + | + |

Attention:

Switches

| MERCEDES CLK (208) |        |        |        |        |        |       |       |                           |                         | year: 1999 →       |                        |           |            |                  |              |                     |                       |                    |                     | with and without Keyless System |                |                    |          |              |           |                           |                     |                    |                     | program №: 11157 |                   |                   |     |          |                         |                              |                 |     |     | from: 2017-09-01 |  |  |  |  |   |   |   |   |   |   |   |   |   |   |   |   |   |   |   |   |   |   |   |   |   |   |   |   |   |   |   |   |   |   |
|--------------------|--------|--------|--------|--------|--------|-------|-------|---------------------------|-------------------------|--------------------|------------------------|-----------|------------|------------------|--------------|---------------------|-----------------------|--------------------|---------------------|---------------------------------|----------------|--------------------|----------|--------------|-----------|---------------------------|---------------------|--------------------|---------------------|------------------|-------------------|-------------------|-----|----------|-------------------------|------------------------------|-----------------|-----|-----|------------------|--|--|--|--|---|---|---|---|---|---|---|---|---|---|---|---|---|---|---|---|---|---|---|---|---|---|---|---|---|---|---|---|---|---|
| connector 8 pin    |        |        |        |        |        |       |       |                           |                         | connector 15 pin   |                        |           |            |                  |              |                     |                       |                    |                     | connector 10 pin                |                |                    |          |              |           |                           |                     |                    |                     |                  |                   |                   |     |          |                         |                              |                 |     |     |                  |  |  |  |  |   |   |   |   |   |   |   |   |   |   |   |   |   |   |   |   |   |   |   |   |   |   |   |   |   |   |   |   |   |   |
| CAN H              | CAN L  | CAN H  | CAN L  | CAN H  | CAN L  | CAN H | CAN L | OUT +                     | OUT -                   | OUT                | OUT                    | OUT       | OUT        | OUT              | OUT          | OUT                 | OUT                   | OUT                | OUT                 | OUT                             | IN             | IN                 | IN       | IN           | IN        | IN                        | IN                  | IN                 | IN                  | OUT              | OUT               | OUT               | OUT | OUT      | OUT                     | OUT                          | OUT             | OUT | OUT |                  |  |  |  |  |   |   |   |   |   |   |   |   |   |   |   |   |   |   |   |   |   |   |   |   |   |   |   |   |   |   |   |   |   |   |
| CAN1-H             | CAN1-L | CAN2-H | CAN2-L | CAN3-H | CAN3-L |       |       | Alternative blink control | Alt. contr. centr. lock | Driver door sensor | Passengers door sensor | Trunk lid | Hood sense | Original alarm++ | Arming state | Lock factory remote | Unlock factory remote | Any button pressed | Handbrake / Parking | Speed 10kmph                    | Engine running | Engine speed (RPM) | Ignition | Key inserted | Footbrake | Drivers door opening sim. | Turn off the engine | Turn on the engine | Turn signal control | Trunk release    | Opening all doors | Closing all doors | GND | PWR +12V | Contr. of factory alarm | Contr.c.lock, when ign.is on | Comfort closure |     |     |                  |  |  |  |  |   |   |   |   |   |   |   |   |   |   |   |   |   |   |   |   |   |   |   |   |   |   |   |   |   |   |   |   |   |   |
| 1                  | 2      | 3      | 4      | 5      | 6      | 7     | 8     |                           |                         | 1                  | 2                      | 3         | 4          | 5                | 6            | 7                   | 8                     | 9                  | 10                  | 11                              | 12             | 13                 | 14       | 15           | 1         | 2                         | 3                   | 4                  | 5                   | 6                | 7                 | 8                 | 9   | 10       |                         |                              |                 |     |     |                  |  |  |  |  | + | + | + | + | + | + | + | + | + | + | + | + | + | + | + | + | + | + | + | + | + | + | + | + | + | + | + | + | + | + |

Attention:

Switches

| MERCEDES CLS (257) |        |        |        |        |        |       |       |                           |                         | year: 2018 →       |                        |           |            |                  |              |                     |                       |                    |                     | with and without Keyless System |                |                    |          |              |           |                           |                     |                    |                     | program №: 12445 |                   |                   |     |          |                         |                              |                 |     |     | from: 2023-05-24 |  |  |  |  |  |  |  |  |  |  |  |  |  |  |
|--------------------|--------|--------|--------|--------|--------|-------|-------|---------------------------|-------------------------|--------------------|------------------------|-----------|------------|------------------|--------------|---------------------|-----------------------|--------------------|---------------------|---------------------------------|----------------|--------------------|----------|--------------|-----------|---------------------------|---------------------|--------------------|---------------------|------------------|-------------------|-------------------|-----|----------|-------------------------|------------------------------|-----------------|-----|-----|------------------|--|--|--|--|--|--|--|--|--|--|--|--|--|--|
| connector 8 pin    |        |        |        |        |        |       |       |                           |                         | connector 15 pin   |                        |           |            |                  |              |                     |                       |                    |                     | connector 10 pin                |                |                    |          |              |           |                           |                     |                    |                     |                  |                   |                   |     |          |                         |                              |                 |     |     |                  |  |  |  |  |  |  |  |  |  |  |  |  |  |  |
| CAN H              | CAN L  | CAN H  | CAN L  | CAN H  | CAN L  | CAN H | CAN L | OUT +                     | OUT -                   | OUT                | OUT                    | OUT       | OUT        | OUT              | OUT          | OUT                 | OUT                   | OUT                | OUT                 | OUT                             | IN             | IN                 | IN       | IN           | IN        | IN                        | IN                  | IN                 | IN                  | OUT              | OUT               | OUT               | OUT | OUT      | OUT                     | OUT                          | OUT             | OUT | OUT |                  |  |  |  |  |  |  |  |  |  |  |  |  |  |  |
| CAN1-H             | CAN1-L | CAN2-H | CAN2-L | CAN3-H | CAN3-L |       |       | Alternative blink control | Alt. contr. centr. lock | Driver door sensor | Passengers door sensor | Trunk lid | Hood sense | Original alarm++ | Arming state | Lock factory remote | Unlock factory remote | Any button pressed | Handbrake / Parking | Speed 10kmph                    | Engine running | Engine speed (RPM) | Ignition | Key inserted | Footbrake | Drivers door opening sim. | Turn off the engine | Turn on the engine | Turn signal control | Trunk release    | Opening all doors | Closing all doors | GND | PWR +12V | Contr. of factory alarm | Contr.c.lock, when ign.is on | Comfort closure |     |     |                  |  |  |  |  |  |  |  |  |  |  |  |  |  |  |
| 1                  | 2      | 3      | 4      | 5      | 6      | 7     | 8     |                           |                         | 1                  | 2                      | 3         | 4          | 5                | 6            | 7                   | 8                     | 9                  | 10                  | 11                              | 12             | 13                 | 14       | 15           | 1         | 2                         | 3                   | 4                  | 5                   | 6                | 7                 | 8                 | 9   | 10       |                         |                              |                 |     |     |                  |  |  |  |  |  |  |  |  |  |  |  |  |  |  |

Attention:

Switches

| MERCEDES CLS (218) |        |        |        |        |        |       |       |                           |                         | year: 2011 →       |                        |           |            |                  |              |                     |                       |                    |                     | with and without Keyless System |                |                    |          |              |           |                           |                     |                    |                     | program №: 11141 |                   |                   |     |          |                         |                              |                 |     |     | from: 2021-04-01 |  |  |  |  |  |  |  |  |  |  |  |  |  |  |
|--------------------|--------|--------|--------|--------|--------|-------|-------|---------------------------|-------------------------|--------------------|------------------------|-----------|------------|------------------|--------------|---------------------|-----------------------|--------------------|---------------------|---------------------------------|----------------|--------------------|----------|--------------|-----------|---------------------------|---------------------|--------------------|---------------------|------------------|-------------------|-------------------|-----|----------|-------------------------|------------------------------|-----------------|-----|-----|------------------|--|--|--|--|--|--|--|--|--|--|--|--|--|--|
| connector 8 pin    |        |        |        |        |        |       |       |                           |                         | connector 15 pin   |                        |           |            |                  |              |                     |                       |                    |                     | connector 10 pin                |                |                    |          |              |           |                           |                     |                    |                     |                  |                   |                   |     |          |                         |                              |                 |     |     |                  |  |  |  |  |  |  |  |  |  |  |  |  |  |  |
| CAN H              | CAN L  | CAN H  | CAN L  | CAN H  | CAN L  | CAN H | CAN L | OUT +                     | OUT -                   | OUT                | OUT                    | OUT       | OUT        | OUT              | OUT          | OUT                 | OUT                   | OUT                | OUT                 | OUT                             | IN             | IN                 | IN       | IN           | IN        | IN                        | IN                  | IN                 | IN                  | OUT              | OUT               | OUT               | OUT | OUT      | OUT                     | OUT                          | OUT             | OUT | OUT |                  |  |  |  |  |  |  |  |  |  |  |  |  |  |  |
| CAN1-H             | CAN1-L | CAN2-H | CAN2-L | CAN3-H | CAN3-L |       |       | Alternative blink control | Alt. contr. centr. lock | Driver door sensor | Passengers door sensor | Trunk lid | Hood sense | Original alarm++ | Arming state | Lock factory remote | Unlock factory remote | Any button pressed | Handbrake / Parking | Speed 10kmph                    | Engine running | Engine speed (RPM) | Ignition | Key inserted | Footbrake | Drivers door opening sim. | Turn off the engine | Turn on the engine | Turn signal control | Trunk release    | Opening all doors | Closing all doors | GND | PWR +12V | Contr. of factory alarm | Contr.c.lock, when ign.is on | Comfort closure |     |     |                  |  |  |  |  |  |  |  |  |  |  |  |  |  |  |
| 1                  | 2      | 3      | 4      | 5      | 6      | 7     | 8     |                           |                         | 1                  | 2                      | 3         | 4          | 5                | 6            | 7                   | 8                     | 9                  | 10                  | 11                              | 12             | 13                 | 14       | 15           | 1         | 2                         | 3                   | 4                  | 5                   | 6                | 7                 | 8                 | 9   | 10       |                         |                              |                 |     |     |                  |  |  |  |  |  |  |  |  |  |  |  |  |  |  |

Attention:

Switches

| MERCEDES CLS (219) |        |        |        |        |        |       |       |                           |                         | year: 2005 →       |                        |           |            |                  |              |                     |                       |                    |                     | with and without Keyless System |                |                    |          |              |           |                           |                     |                    |                     | program №: 11117 |                   |                   |     |          |                         |                              |                 |     |     | from: 2017-09-01 |  |  |  |  |  |  |  |  |  |  |  |  |  |  |
|--------------------|--------|--------|--------|--------|--------|-------|-------|---------------------------|-------------------------|--------------------|------------------------|-----------|------------|------------------|--------------|---------------------|-----------------------|--------------------|---------------------|---------------------------------|----------------|--------------------|----------|--------------|-----------|---------------------------|---------------------|--------------------|---------------------|------------------|-------------------|-------------------|-----|----------|-------------------------|------------------------------|-----------------|-----|-----|------------------|--|--|--|--|--|--|--|--|--|--|--|--|--|--|
| connector 8 pin    |        |        |        |        |        |       |       |                           |                         | connector 15 pin   |                        |           |            |                  |              |                     |                       |                    |                     | connector 10 pin                |                |                    |          |              |           |                           |                     |                    |                     |                  |                   |                   |     |          |                         |                              |                 |     |     |                  |  |  |  |  |  |  |  |  |  |  |  |  |  |  |
| CAN H              | CAN L  | CAN H  | CAN L  | CAN H  | CAN L  | CAN H | CAN L | OUT +                     | OUT -                   | OUT                | OUT                    | OUT       | OUT        | OUT              | OUT          | OUT                 | OUT                   | OUT                | OUT                 | OUT                             | IN             | IN                 | IN       | IN           | IN        | IN                        | IN                  | IN                 | IN                  | OUT              | OUT               | OUT               | OUT | OUT      | OUT                     | OUT                          | OUT             | OUT | OUT |                  |  |  |  |  |  |  |  |  |  |  |  |  |  |  |
| CAN1-H             | CAN1-L | CAN2-H | CAN2-L | CAN3-H | CAN3-L |       |       | Alternative blink control | Alt. contr. centr. lock | Driver door sensor | Passengers door sensor | Trunk lid | Hood sense | Original alarm++ | Arming state | Lock factory remote | Unlock factory remote | Any button pressed | Handbrake / Parking | Speed 10kmph                    | Engine running | Engine speed (RPM) | Ignition | Key inserted | Footbrake | Drivers door opening sim. | Turn off the engine | Turn on the engine | Turn signal control | Trunk release    | Opening all doors | Closing all doors | GND | PWR +12V | Contr. of factory alarm | Contr.c.lock, when ign.is on | Comfort closure |     |     |                  |  |  |  |  |  |  |  |  |  |  |  |  |  |  |
| 1                  | 2      | 3      | 4      | 5      | 6      | 7     | 8     |                           |                         | 1                  | 2                      | 3         | 4          | 5                | 6            | 7                   | 8                     | 9                  | 10                  | 11                              | 12             | 13                 | 14       | 15           | 1         | 2                         | 3                   | 4                  | 5                   | 6                | 7                 | 8                 | 9   | 10       |                         |                              |                 |     |     |                  |  |  |  |  |  |  |  |  |  |  |  |  |  |  |

Attention:

Switches

| MERCEDES E (214) |        |        |        |        |        |       |       |                           |                         | year: 2024 →       |                        |           |            |                  |              |                     |                       |                    |                     | with and without Keyless System |                |                    |          |              |           |                           |                     |                    |                     | program №: 15171 |                   |                   |     |          |                         |                              |                 |     |     | from: 2024-02-20 |  |  |  |  |  |  |  |  |  |  |  |  |  |  |
|------------------|--------|--------|--------|--------|--------|-------|-------|---------------------------|-------------------------|--------------------|------------------------|-----------|------------|------------------|--------------|---------------------|-----------------------|--------------------|---------------------|---------------------------------|----------------|--------------------|----------|--------------|-----------|---------------------------|---------------------|--------------------|---------------------|------------------|-------------------|-------------------|-----|----------|-------------------------|------------------------------|-----------------|-----|-----|------------------|--|--|--|--|--|--|--|--|--|--|--|--|--|--|
| connector 8 pin  |        |        |        |        |        |       |       |                           |                         | connector 15 pin   |                        |           |            |                  |              |                     |                       |                    |                     | connector 10 pin                |                |                    |          |              |           |                           |                     |                    |                     |                  |                   |                   |     |          |                         |                              |                 |     |     |                  |  |  |  |  |  |  |  |  |  |  |  |  |  |  |
| CAN H            | CAN L  | CAN H  | CAN L  | CAN H  | CAN L  | CAN H | CAN L | OUT +                     | OUT -                   | OUT                | OUT                    | OUT       | OUT        | OUT              | OUT          | OUT                 | OUT                   | OUT                | OUT                 | OUT                             | IN             | IN                 | IN       | IN           | IN        | IN                        | IN                  | IN                 | IN                  | OUT              | OUT               | OUT               | OUT | OUT      | OUT                     | OUT                          | OUT             | OUT | OUT |                  |  |  |  |  |  |  |  |  |  |  |  |  |  |  |
| CAN1-H           | CAN1-L | CAN2-H | CAN2-L | CAN3-H | CAN3-L |       |       | Alternative blink control | Alt. contr. centr. lock | Driver door sensor | Passengers door sensor | Trunk lid | Hood sense | Original alarm++ | Arming state | Lock factory remote | Unlock factory remote | Any button pressed | Handbrake / Parking | Speed 10kmph                    | Engine running | Engine speed (RPM) | Ignition | Key inserted | Footbrake | Drivers door opening sim. | Turn off the engine | Turn on the engine | Turn signal control | Trunk release    | Opening all doors | Closing all doors | GND | PWR +12V | Contr. of factory alarm | Contr.c.lock, when ign.is on | Comfort closure |     |     |                  |  |  |  |  |  |  |  |  |  |  |  |  |  |  |
| 1                | 2      | 3      | 4      | 5      | 6      | 7     | 8     |                           |                         | 1                  | 2                      | 3         | 4          | 5                | 6            | 7                   | 8                     | 9                  | 10                  | 11                              | 12             | 13                 | 14       | 15           | 1         | 2                         | 3                   | 4                  | 5                   | 6                | 7                 | 8                 | 9   | 10       |                         |                              |                 |     |     |                  |  |  |  |  |  |  |  |  |  |  |  |  |  |  |

Attention:

Switches

| MERCEDES E (213) |        |        |        |        |        |       |       |                           |                         | year: 2020 →       |                        |           |            |                  |              |                     |                       |                    |                     | with and without Keyless System |                |                    |          |              |           |                           |                     |                    |                     | program №: 13456 |                   |                   |     |          |                         |                              |                 |     |     | from: 2023-05-24 |  |  |  |  |  |  |  |  |  |  |  |  |  |  |
|------------------|--------|--------|--------|--------|--------|-------|-------|---------------------------|-------------------------|--------------------|------------------------|-----------|------------|------------------|--------------|---------------------|-----------------------|--------------------|---------------------|---------------------------------|----------------|--------------------|----------|--------------|-----------|---------------------------|---------------------|--------------------|---------------------|------------------|-------------------|-------------------|-----|----------|-------------------------|------------------------------|-----------------|-----|-----|------------------|--|--|--|--|--|--|--|--|--|--|--|--|--|--|
| connector 8 pin  |        |        |        |        |        |       |       |                           |                         | connector 15 pin   |                        |           |            |                  |              |                     |                       |                    |                     | connector 10 pin                |                |                    |          |              |           |                           |                     |                    |                     |                  |                   |                   |     |          |                         |                              |                 |     |     |                  |  |  |  |  |  |  |  |  |  |  |  |  |  |  |
| CAN H            | CAN L  | CAN H  | CAN L  | CAN H  | CAN L  | CAN H | CAN L | OUT +                     | OUT -                   | OUT                | OUT                    | OUT       | OUT        | OUT              | OUT          | OUT                 | OUT                   | OUT                | OUT                 | OUT                             | IN             | IN                 | IN       | IN           | IN        | IN                        | IN                  | IN                 | IN                  | OUT              | OUT               | OUT               | OUT | OUT      | OUT                     | OUT                          | OUT             | OUT | OUT |                  |  |  |  |  |  |  |  |  |  |  |  |  |  |  |
| CAN1-H           | CAN1-L | CAN2-H | CAN2-L | CAN3-H | CAN3-L |       |       | Alternative blink control | Alt. contr. centr. lock | Driver door sensor | Passengers door sensor | Trunk lid | Hood sense | Original alarm++ | Arming state | Lock factory remote | Unlock factory remote | Any button pressed | Handbrake / Parking | Speed 10kmph                    | Engine running | Engine speed (RPM) | Ignition | Key inserted | Footbrake | Drivers door opening sim. | Turn off the engine | Turn on the engine | Turn signal control | Trunk release    | Opening all doors | Closing all doors | GND | PWR +12V | Contr. of factory alarm | Contr.c.lock, when ign.is on | Comfort closure |     |     |                  |  |  |  |  |  |  |  |  |  |  |  |  |  |  |
| 1                | 2      | 3      | 4      | 5      | 6      | 7     | 8     |                           |                         | 1                  | 2                      | 3         | 4          | 5                | 6            | 7                   | 8                     | 9                  | 10                  | 11                              | 12             | 13                 | 14       | 15           | 1         | 2                         | 3                   | 4                  | 5                   | 6                | 7                 | 8                 | 9   | 10       |                         |                              |                 |     |     |                  |  |  |  |  |  |  |  |  |  |  |  |  |  |  |

Attention:

Switches

**MERCEDES E (238) (Coupe)**

year: 2017 →

with and without Keyless System

program №: 12119

from: 2023-05-24

| connector 8 pin |        |        |        |        |        |                           |                         |
|-----------------|--------|--------|--------|--------|--------|---------------------------|-------------------------|
| CAN H           | CAN L  | CAN H  | CAN L  | CAN H  | CAN L  | OUT +                     | OUT -                   |
| CAN1-H          | CAN1-L | CAN2-H | CAN2-L | CAN3-H | CAN3-L | Alternative blink control | Alt. contr. centr. lock |
| 1               | 2      | 3      | 4      | 5      | 6      | 7                         | 8                       |
| +               | +      | +      | +      | +      | +      | +                         | +                       |

Attention:

Switches

**MERCEDES E (213)**

year: 2017 →

with and without Keyless System

program №: 13197

from: 2023-05-24

| connector 8 pin |        |        |        |        |        |                           |                         |
|-----------------|--------|--------|--------|--------|--------|---------------------------|-------------------------|
| CAN H           | CAN L  | CAN H  | CAN L  | CAN H  | CAN L  | OUT +                     | OUT -                   |
| CAN1-H          | CAN1-L | CAN2-H | CAN2-L | CAN3-H | CAN3-L | Alternative blink control | Alt. contr. centr. lock |
| 1               | 2      | 3      | 4      | 5      | 6      | 7                         | 8                       |
| +               | +      | +      | +      | +      | +      | +                         | +                       |

Attention:

Switches

**MERCEDES E (213)**

year: 2016 →

with and without Keyless System

program №: 11693

from: 2023-05-24

| connector 8 pin |        |        |        |        |        |                           |                         |
|-----------------|--------|--------|--------|--------|--------|---------------------------|-------------------------|
| CAN H           | CAN L  | CAN H  | CAN L  | CAN H  | CAN L  | OUT +                     | OUT -                   |
| CAN1-H          | CAN1-L | CAN2-H | CAN2-L | CAN3-H | CAN3-L | Alternative blink control | Alt. contr. centr. lock |
| 1               | 2      | 3      | 4      | 5      | 6      | 7                         | 8                       |
| +               | +      | +      | +      | +      | +      | +                         | +                       |

Attention:

Switches

**MERCEDES E (212)**

year: 2013 →

with and without Keyless System

program №: 11491

from: 2019-04-23

| connector 8 pin |        |        |        |        |        |                           |                         |
|-----------------|--------|--------|--------|--------|--------|---------------------------|-------------------------|
| CAN H           | CAN L  | CAN H  | CAN L  | CAN H  | CAN L  | OUT +                     | OUT -                   |
| CAN1-H          | CAN1-L | CAN2-H | CAN2-L | CAN3-H | CAN3-L | Alternative blink control | Alt. contr. centr. lock |
| 1               | 2      | 3      | 4      | 5      | 6      | 7                         | 8                       |
| +               | +      | +      | +      | +      | +      | +                         | +                       |

Attention:

Switches

**MERCEDES E (207) (Cabrio)**

year: 2010 →

with and without Keyless System

program №: 12618

from: 2019-03-22

| connector 8 pin |        |        |        |        |        |                           |                         |
|-----------------|--------|--------|--------|--------|--------|---------------------------|-------------------------|
| CAN H           | CAN L  | CAN H  | CAN L  | CAN H  | CAN L  | OUT +                     | OUT -                   |
| CAN1-H          | CAN1-L | CAN2-H | CAN2-L | CAN3-H | CAN3-L | Alternative blink control | Alt. contr. centr. lock |
| 1               | 2      | 3      | 4      | 5      | 6      | 7                         | 8                       |
| +               | +      | +      | +      | +      | +      | +                         | +                       |

Attention:

Switches

| connector 15 pin   |                        |           |            |                  |              |                     |                       |                    |                     |              |                |                    |          |              |
|--------------------|------------------------|-----------|------------|------------------|--------------|---------------------|-----------------------|--------------------|---------------------|--------------|----------------|--------------------|----------|--------------|
| OUT                | OUT                    | OUT       | OUT        | OUT              | OUT          | OUT                 | OUT                   | OUT                | OUT                 | OUT          | OUT            | OUT                | OUT      | OUT          |
| Driver door sensor | Passengers door sensor | Trunk lid | Hood sense | Original alarm++ | Arming state | Lock factory remote | Unlock factory remote | Any button pressed | Handbrake / Parking | Speed 10kmph | Engine running | Engine speed (RPM) | Ignition | Key inserted |
| 1                  | 2                      | 3         | 4          | 5                | 6            | 7                   | 8                     | 9                  | 10                  | 11           | 12             | 13                 | 14       | 15           |
| +                  | +                      | +         | +          | +                | +            | +                   | +                     | +                  | +                   | +            | +              | +                  | +        | +            |

Attention:

| connector 10 pin |                           |                     |                    |                     |               |                   |                   |     |          |
|------------------|---------------------------|---------------------|--------------------|---------------------|---------------|-------------------|-------------------|-----|----------|
| OUT              | IN                        | IN                  | IN                 | IN                  | IN            | IN                | IN                | IN  | IN       |
| Footbrake        | Drivers door opening sim. | Turn off the engine | Turn on the engine | Turn signal control | Trunk release | Opening all doors | Closing all doors | GND | PWR +12V |
| 1                | 2                         | 3                   | 4                  | 5                   | 6             | 7                 | 8                 | 9   | 10       |
| +                | +                         | +                   | +                  | +                   | +             | +                 | +                 | +   | +        |

Attention:

|                              |
|------------------------------|
| Contr. of factory alarm      |
| Contr.c.lock. when ign.is on |
| Comfort closure              |

Attention:

**MERCEDES E (207) (Coupe)**

year: 2009 →

with and without Keyless System

program №: 11141

from: 2021-04-01

| connector 8 pin |        |        |        |        |        |                           |                         |
|-----------------|--------|--------|--------|--------|--------|---------------------------|-------------------------|
| CAN H           | CAN L  | CAN H  | CAN L  | CAN H  | CAN L  | OUT +                     | OUT -                   |
| CAN1-H          | CAN1-L | CAN2-H | CAN2-L | CAN3-H | CAN3-L | Alternative blink control | Alt. contr. centr. lock |
| 1               | 2      | 3      | 4      | 5      | 6      | 7                         | 8                       |
| +               | +      | +      | +      | +      | +      | +                         | +                       |

Attention:

Switches

**MERCEDES E (212)**

year: 2009 →

with and without Keyless System

program №: 11141

from: 2021-04-01

| connector 8 pin |        |        |        |        |        |                           |                         |
|-----------------|--------|--------|--------|--------|--------|---------------------------|-------------------------|
| CAN H           | CAN L  | CAN H  | CAN L  | CAN H  | CAN L  | OUT +                     | OUT -                   |
| CAN1-H          | CAN1-L | CAN2-H | CAN2-L | CAN3-H | CAN3-L | Alternative blink control | Alt. contr. centr. lock |
| 1               | 2      | 3      | 4      | 5      | 6      | 7                         | 8                       |
| +               | +      | +      | +      | +      | +      | +                         | +                       |

Attention:

Switches

**MERCEDES E (211)**

year: 2002 →

with and without Keyless System

program №: 11117

from: 2017-09-01

| connector 8 pin |        |        |        |        |        |                           |                         |
|-----------------|--------|--------|--------|--------|--------|---------------------------|-------------------------|
| CAN H           | CAN L  | CAN H  | CAN L  | CAN H  | CAN L  | OUT +                     | OUT -                   |
| CAN1-H          | CAN1-L | CAN2-H | CAN2-L | CAN3-H | CAN3-L | Alternative blink control | Alt. contr. centr. lock |
| 1               | 2      | 3      | 4      | 5      | 6      | 7                         | 8                       |
| +               | +      | +      | +      | +      | +      | +                         | +                       |

Attention:

Switches

**MERCEDES E (210)**

year: 1997 →

with and without Keyless System

program №: 11157

from: 2017-09-01

| connector 8 pin |        |        |        |        |        |                           |                         |
|-----------------|--------|--------|--------|--------|--------|---------------------------|-------------------------|
| CAN H           | CAN L  | CAN H  | CAN L  | CAN H  | CAN L  | OUT +                     | OUT -                   |
| CAN1-H          | CAN1-L | CAN2-H | CAN2-L | CAN3-H | CAN3-L | Alternative blink control | Alt. contr. centr. lock |
| 1               | 2      | 3      | 4      | 5      | 6      | 7                         | 8                       |
| +               | +      | +      | +      | +      | +      | +                         | +                       |

Attention:

Switches

**MERCEDES E-SPRINTER (910) (Electric)**

year: 2021 →

with and without Keyless System

program №: 14326

from: 2023-07-11

| connector 8 pin |        |        |        |        |        |                           |                         |
|-----------------|--------|--------|--------|--------|--------|---------------------------|-------------------------|
| CAN H           | CAN L  | CAN H  | CAN L  | CAN H  | CAN L  | OUT +                     | OUT -                   |
| CAN1-H          | CAN1-L | CAN2-H | CAN2-L | CAN3-H | CAN3-L | Alternative blink control | Alt. contr. centr. lock |
| 1               | 2      | 3      | 4      | 5      | 6      | 7                         | 8                       |
| +               | +      | +      | +      | +      | +      | +                         | +                       |

Attention:

Switches

| connector 15 pin   |                        |           |            |                  |              |                     |                       |                    |                     |              |                |                    |          |              |
|--------------------|------------------------|-----------|------------|------------------|--------------|---------------------|-----------------------|--------------------|---------------------|--------------|----------------|--------------------|----------|--------------|
| OUT                | OUT                    | OUT       | OUT        | OUT              | OUT          | OUT                 | OUT                   | OUT                | OUT                 | OUT          | OUT            | OUT                | OUT      | OUT          |
| Driver door sensor | Passengers door sensor | Trunk lid | Hood sense | Original alarm++ | Arming state | Lock factory remote | Unlock factory remote | Any button pressed | Handbrake / Parking | Speed 10kmph | Engine running | Engine speed (RPM) | Ignition | Key inserted |
| 1                  | 2                      | 3         | 4          | 5                | 6            | 7                   | 8                     | 9                  | 10                  | 11           | 12             | 13                 | 14       | 15           |
| +                  | +                      | +         | +          | +                | +            | +                   | +                     | +                  | +                   | +            | +              | +                  | +        | +            |

| connector 15 pin   |                        |           |            |                  |              |                     |                       |                    |                     |              |                |                    |          |              |
|--------------------|------------------------|-----------|------------|------------------|--------------|---------------------|-----------------------|--------------------|---------------------|--------------|----------------|--------------------|----------|--------------|
| OUT                | OUT                    | OUT       | OUT        | OUT              | OUT          | OUT                 | OUT                   | OUT                | OUT                 | OUT          | OUT            | OUT                | OUT      | OUT          |
| Driver door sensor | Passengers door sensor | Trunk lid | Hood sense | Original alarm++ | Arming state | Lock factory remote | Unlock factory remote | Any button pressed | Handbrake / Parking | Speed 10kmph | Engine running | Engine speed (RPM) | Ignition | Key inserted |
| 1                  | 2                      | 3         | 4          | 5                | 6            | 7                   | 8                     | 9                  | 10                  | 11           | 12             | 13                 | 14       | 15           |
| +                  | +                      | +         | +          | +                | +            | +                   | +                     | +                  | +                   | +            | +              | +                  | +        | +            |

| connector 15 pin   |                        |           |            |                  |              |                     |                       |                    |                     |              |                |                    |          |              |
|--------------------|------------------------|-----------|------------|------------------|--------------|---------------------|-----------------------|--------------------|---------------------|--------------|----------------|--------------------|----------|--------------|
| OUT                | OUT                    | OUT       | OUT        | OUT              | OUT          | OUT                 | OUT                   | OUT                | OUT                 | OUT          | OUT            | OUT                | OUT      | OUT          |
| Driver door sensor | Passengers door sensor | Trunk lid | Hood sense | Original alarm++ | Arming state | Lock factory remote | Unlock factory remote | Any button pressed | Handbrake / Parking | Speed 10kmph | Engine running | Engine speed (RPM) | Ignition | Key inserted |
| 1                  | 2                      | 3         | 4          | 5                | 6            | 7                   | 8                     | 9                  | 10                  | 11           | 12             | 13                 | 14       | 15           |
| +                  | +                      | +         | +          | +                | +            | +                   | +                     | +                  | +                   | +            | +              | +                  | +        | +            |

| connector 15 pin   |                        |           |            |                  |              |                     |                       |                    |                     |              |                |                    |          |              |
|--------------------|------------------------|-----------|------------|------------------|--------------|---------------------|-----------------------|--------------------|---------------------|--------------|----------------|--------------------|----------|--------------|
| OUT                | OUT                    | OUT       | OUT        | OUT              | OUT          | OUT                 | OUT                   | OUT                | OUT                 | OUT          | OUT            | OUT                | OUT      | OUT          |
| Driver door sensor | Passengers door sensor | Trunk lid | Hood sense | Original alarm++ | Arming state | Lock factory remote | Unlock factory remote | Any button pressed | Handbrake / Parking | Speed 10kmph | Engine running | Engine speed (RPM) | Ignition | Key inserted |
| 1                  | 2                      | 3         | 4          | 5                | 6            | 7                   | 8                     | 9                  | 10                  | 11           | 12             | 13                 | 14       | 15           |
| +                  | +                      | +         | +          | +                | +            | +                   | +                     | +                  | +                   | +            | +              | +                  | +        | +            |

| connector 15 pin   |                        |           |            |                  |              |                     |                       |                    |                     |              |                |                    |          |              |
|--------------------|------------------------|-----------|------------|------------------|--------------|---------------------|-----------------------|--------------------|---------------------|--------------|----------------|--------------------|----------|--------------|
| OUT                | OUT                    | OUT       | OUT        | OUT              | OUT          | OUT                 | OUT                   | OUT                | OUT                 | OUT          | OUT            | OUT                | OUT      | OUT          |
| Driver door sensor | Passengers door sensor | Trunk lid | Hood sense | Original alarm++ | Arming state | Lock factory remote | Unlock factory remote | Any button pressed | Handbrake / Parking | Speed 10kmph | Engine running | Engine speed (RPM) | Ignition | Key inserted |
| 1                  | 2                      | 3         | 4          | 5                | 6            | 7                   | 8                     | 9                  | 10                  | 11           | 12             | 13                 | 14       | 15           |
| +                  | +                      | +         | +          | +                | +            | +                   | +                     | +                  | +                   | +            | +              | +                  | +        | +            |

| connector 10 pin |                           |                     |                    |                     |               |                   |                   |     |          |
|------------------|---------------------------|---------------------|--------------------|---------------------|---------------|-------------------|-------------------|-----|----------|
| OUT              | IN                        | IN                  | IN                 | IN                  | IN            | IN                | IN                | IN  | IN       |
| Footbrake        | Drivers door opening sim. | Turn off the engine | Turn on the engine | Turn signal control | Trunk release | Opening all doors | Closing all doors | GND | PWR +12V |
| 1                | 2                         | 3                   | 4                  | 5                   | 6             | 7                 | 8                 | 9   | 10       |
| +                | +                         | +                   | +                  | +                   | +             | +                 | +                 | +   | +        |

| connector 10 pin |                           |                     |                    |                     |               |                   |                   |     |          |
|------------------|---------------------------|---------------------|--------------------|---------------------|---------------|-------------------|-------------------|-----|----------|
| OUT              | IN                        | IN                  | IN                 | IN                  | IN            | IN                | IN                | IN  | IN       |
| Footbrake        | Drivers door opening sim. | Turn off the engine | Turn on the engine | Turn signal control | Trunk release | Opening all doors | Closing all doors | GND | PWR +12V |
| 1                | 2                         | 3                   | 4                  | 5                   | 6             | 7                 | 8                 | 9   | 10       |
| +                | +                         | +                   | +                  | +                   | +             | +                 | +                 | +   | +        |

| connector 10 pin |                           |                     |                    |                     |               |                   |                   |     |          |
|------------------|---------------------------|---------------------|--------------------|---------------------|---------------|-------------------|-------------------|-----|----------|
| OUT              | IN                        | IN                  | IN                 | IN                  | IN            | IN                | IN                | IN  | IN       |
| Footbrake        | Drivers door opening sim. | Turn off the engine | Turn on the engine | Turn signal control | Trunk release | Opening all doors | Closing all doors | GND | PWR +12V |
| 1                | 2                         | 3                   | 4                  | 5                   | 6             | 7                 | 8                 | 9   | 10       |
| +                | +                         | +                   | +                  | +                   | +             | +                 | +                 | +   | +        |

| connector 10 pin |                           |                     |                    |                     |               |                   |                   |     |          |
|------------------|---------------------------|---------------------|--------------------|---------------------|---------------|-------------------|-------------------|-----|----------|
| OUT              | IN                        | IN                  | IN                 | IN                  | IN            | IN                | IN                | IN  | IN       |
| Footbrake        | Drivers door opening sim. | Turn off the engine | Turn on the engine | Turn signal control | Trunk release | Opening all doors | Closing all doors | GND | PWR +12V |
| 1                | 2                         | 3                   | 4                  | 5                   | 6             | 7                 | 8                 | 9   | 10       |
| +                | +                         | +                   | +                  | +                   | +             | +                 | +                 | +   | +        |

| connector 10 pin |                           |                     |                    |                     |               |                   |                   |     |          |
|------------------|---------------------------|---------------------|--------------------|---------------------|---------------|-------------------|-------------------|-----|----------|
| OUT              | IN                        | IN                  | IN                 | IN                  | IN            | IN                | IN                | IN  | IN       |
| Footbrake        | Drivers door opening sim. | Turn off the engine | Turn on the engine | Turn signal control | Trunk release | Opening all doors | Closing all doors | GND | PWR +12V |
| 1                | 2                         | 3                   | 4                  | 5                   | 6             | 7                 | 8                 | 9   | 10       |
| +                | +                         | +                   | +                  | +                   | +             | +                 | +                 | +   | +        |

|                              |
|------------------------------|
| Contr. of factory alarm      |
| Contr.c.lock, when ign.is on |
| Comfort closure              |

|                              |
|------------------------------|
| Contr. of factory alarm      |
| Contr.c.lock, when ign.is on |
| Comfort closure              |


|                              |
|------------------------------|
| Contr. of factory alarm      |
| Contr.c.lock, when ign.is on |
| Comfort closure              |

|                              |
|------------------------------|
| Contr. of factory alarm      |
| Contr.c.lock, when ign.is on |
| Comfort closure              |

|                              |
|------------------------------|
| Contr. of factory alarm      |
| Contr.c.lock, when ign.is on |
| Comfort closure              |

| MERCEDES EQA (243) (Electric) |        |        |        |        |        |       |       |                           |                         | year: 2022 →       |                        |           |            |                  |              |                     |                       |                    |                     | with and without Keyless System |                |                    |          |              |           |                           |                     |                    |                     | program №: 13633 |                   |                   |     |          |                         |                              |                 |     |     | from: 2023-07-11 |  |  |  |  |   |   |   |   |   |   |   |   |   |   |   |   |   |   |   |   |   |   |   |   |   |   |   |
|-------------------------------|--------|--------|--------|--------|--------|-------|-------|---------------------------|-------------------------|--------------------|------------------------|-----------|------------|------------------|--------------|---------------------|-----------------------|--------------------|---------------------|---------------------------------|----------------|--------------------|----------|--------------|-----------|---------------------------|---------------------|--------------------|---------------------|------------------|-------------------|-------------------|-----|----------|-------------------------|------------------------------|-----------------|-----|-----|------------------|--|--|--|--|---|---|---|---|---|---|---|---|---|---|---|---|---|---|---|---|---|---|---|---|---|---|---|
| connector 8 pin               |        |        |        |        |        |       |       |                           |                         | connector 15 pin   |                        |           |            |                  |              |                     |                       |                    |                     | connector 10 pin                |                |                    |          |              |           |                           |                     |                    |                     |                  |                   |                   |     |          |                         |                              |                 |     |     |                  |  |  |  |  |   |   |   |   |   |   |   |   |   |   |   |   |   |   |   |   |   |   |   |   |   |   |   |
| CAN H                         | CAN L  | CAN H  | CAN L  | CAN H  | CAN L  | CAN H | CAN L | OUT +                     | OUT -                   | OUT                | OUT                    | OUT       | OUT        | OUT              | OUT          | OUT                 | OUT                   | OUT                | OUT                 | OUT                             | IN             | IN                 | IN       | IN           | IN        | IN                        | IN                  | IN                 | IN                  | OUT              | OUT               | OUT               | OUT | OUT      | OUT                     | OUT                          | OUT             | OUT | OUT |                  |  |  |  |  |   |   |   |   |   |   |   |   |   |   |   |   |   |   |   |   |   |   |   |   |   |   |   |
| CAN1-H                        | CAN1-L | CAN2-H | CAN2-L | CAN3-H | CAN3-L |       |       | Alternative blink control | Alt. contr. centr. lock | Driver door sensor | Passengers door sensor | Trunk lid | Hood sense | Original alarm++ | Arming state | Lock factory remote | Unlock factory remote | Any button pressed | Handbrake / Parking | Speed 10kmph                    | Engine running | Engine speed (RPM) | Ignition | Key inserted | Footbrake | Drivers door opening sim. | Turn off the engine | Turn on the engine | Turn signal control | Trunk release    | Opening all doors | Closing all doors | GND | PWR +12V | Contr. of factory alarm | Contr.c.lock. when ign.is on | Comfort closure |     |     |                  |  |  |  |  |   |   |   |   |   |   |   |   |   |   |   |   |   |   |   |   |   |   |   |   |   |   |   |
| 1                             | 2      | 3      | 4      | 5      | 6      | 7     | 8     |                           |                         | 1                  | 2                      | 3         | 4          | 5                | 6            | 7                   | 8                     | 9                  | 10                  | 11                              | 12             | 13                 | 14       | 15           | 1         | 2                         | 3                   | 4                  | 5                   | 6                | 7                 | 8                 | 9   | 10       |                         |                              |                 |     |     |                  |  |  |  |  | + | + | + | + | + | + | + | + | + | + | + | + | + | + | + | + | + | + | + | + | + | + | + |

Attention:



| MERCEDES EQB (243) (Electric) |        |        |        |        |        |       |       |                           |                         | year: 2022 →       |                        |           |            |                  |              |                     |                       |                    |                     | with and without Keyless System |                |                    |          |              |           |                           |                     |                    |                     | program №: 14235 |                   |                   |     |          |                         |                              |                 |     |     | from: 2023-07-11 |  |  |  |  |   |   |   |   |   |   |   |   |   |   |   |   |   |   |   |   |   |   |   |   |   |   |   |
|-------------------------------|--------|--------|--------|--------|--------|-------|-------|---------------------------|-------------------------|--------------------|------------------------|-----------|------------|------------------|--------------|---------------------|-----------------------|--------------------|---------------------|---------------------------------|----------------|--------------------|----------|--------------|-----------|---------------------------|---------------------|--------------------|---------------------|------------------|-------------------|-------------------|-----|----------|-------------------------|------------------------------|-----------------|-----|-----|------------------|--|--|--|--|---|---|---|---|---|---|---|---|---|---|---|---|---|---|---|---|---|---|---|---|---|---|---|
| connector 8 pin               |        |        |        |        |        |       |       |                           |                         | connector 15 pin   |                        |           |            |                  |              |                     |                       |                    |                     | connector 10 pin                |                |                    |          |              |           |                           |                     |                    |                     |                  |                   |                   |     |          |                         |                              |                 |     |     |                  |  |  |  |  |   |   |   |   |   |   |   |   |   |   |   |   |   |   |   |   |   |   |   |   |   |   |   |
| CAN H                         | CAN L  | CAN H  | CAN L  | CAN H  | CAN L  | CAN H | CAN L | OUT +                     | OUT -                   | OUT                | OUT                    | OUT       | OUT        | OUT              | OUT          | OUT                 | OUT                   | OUT                | OUT                 | OUT                             | IN             | IN                 | IN       | IN           | IN        | IN                        | IN                  | IN                 | IN                  | OUT              | OUT               | OUT               | OUT | OUT      | OUT                     | OUT                          | OUT             | OUT | OUT |                  |  |  |  |  |   |   |   |   |   |   |   |   |   |   |   |   |   |   |   |   |   |   |   |   |   |   |   |
| CAN1-H                        | CAN1-L | CAN2-H | CAN2-L | CAN3-H | CAN3-L |       |       | Alternative blink control | Alt. contr. centr. lock | Driver door sensor | Passengers door sensor | Trunk lid | Hood sense | Original alarm++ | Arming state | Lock factory remote | Unlock factory remote | Any button pressed | Handbrake / Parking | Speed 10kmph                    | Engine running | Engine speed (RPM) | Ignition | Key inserted | Footbrake | Drivers door opening sim. | Turn off the engine | Turn on the engine | Turn signal control | Trunk release    | Opening all doors | Closing all doors | GND | PWR +12V | Contr. of factory alarm | Contr.c.lock. when ign.is on | Comfort closure |     |     |                  |  |  |  |  |   |   |   |   |   |   |   |   |   |   |   |   |   |   |   |   |   |   |   |   |   |   |   |
| 1                             | 2      | 3      | 4      | 5      | 6      | 7     | 8     |                           |                         | 1                  | 2                      | 3         | 4          | 5                | 6            | 7                   | 8                     | 9                  | 10                  | 11                              | 12             | 13                 | 14       | 15           | 1         | 2                         | 3                   | 4                  | 5                   | 6                | 7                 | 8                 | 9   | 10       |                         |                              |                 |     |     |                  |  |  |  |  | + | + | + | + | + | + | + | + | + | + | + | + | + | + | + | + | + | + | + | + | + | + | + |

Attention:




| MERCEDES EQC (293) (Electric) |        |        |        |        |        |       |       |                           |                         | year: 2019 →       |                        |           |            |                  |              |                     |                       |                    |                     | with and without Keyless System |                |                    |          |              |           |                           |                     |                    |                     | program №: 12935 |                   |                   |     |          |                         |                              |                 |     |     | from: 2023-08-31 |  |  |  |  |   |   |   |   |   |   |   |   |   |   |   |   |   |   |   |   |   |   |   |   |   |   |   |
|-------------------------------|--------|--------|--------|--------|--------|-------|-------|---------------------------|-------------------------|--------------------|------------------------|-----------|------------|------------------|--------------|---------------------|-----------------------|--------------------|---------------------|---------------------------------|----------------|--------------------|----------|--------------|-----------|---------------------------|---------------------|--------------------|---------------------|------------------|-------------------|-------------------|-----|----------|-------------------------|------------------------------|-----------------|-----|-----|------------------|--|--|--|--|---|---|---|---|---|---|---|---|---|---|---|---|---|---|---|---|---|---|---|---|---|---|---|
| connector 8 pin               |        |        |        |        |        |       |       |                           |                         | connector 15 pin   |                        |           |            |                  |              |                     |                       |                    |                     | connector 10 pin                |                |                    |          |              |           |                           |                     |                    |                     |                  |                   |                   |     |          |                         |                              |                 |     |     |                  |  |  |  |  |   |   |   |   |   |   |   |   |   |   |   |   |   |   |   |   |   |   |   |   |   |   |   |
| CAN H                         | CAN L  | CAN H  | CAN L  | CAN H  | CAN L  | CAN H | CAN L | OUT +                     | OUT -                   | OUT                | OUT                    | OUT       | OUT        | OUT              | OUT          | OUT                 | OUT                   | OUT                | OUT                 | OUT                             | IN             | IN                 | IN       | IN           | IN        | IN                        | IN                  | IN                 | IN                  | OUT              | OUT               | OUT               | OUT | OUT      | OUT                     | OUT                          | OUT             | OUT | OUT |                  |  |  |  |  |   |   |   |   |   |   |   |   |   |   |   |   |   |   |   |   |   |   |   |   |   |   |   |
| CAN1-H                        | CAN1-L | CAN2-H | CAN2-L | CAN3-H | CAN3-L |       |       | Alternative blink control | Alt. contr. centr. lock | Driver door sensor | Passengers door sensor | Trunk lid | Hood sense | Original alarm++ | Arming state | Lock factory remote | Unlock factory remote | Any button pressed | Handbrake / Parking | Speed 10kmph                    | Engine running | Engine speed (RPM) | Ignition | Key inserted | Footbrake | Drivers door opening sim. | Turn off the engine | Turn on the engine | Turn signal control | Trunk release    | Opening all doors | Closing all doors | GND | PWR +12V | Contr. of factory alarm | Contr.c.lock. when ign.is on | Comfort closure |     |     |                  |  |  |  |  |   |   |   |   |   |   |   |   |   |   |   |   |   |   |   |   |   |   |   |   |   |   |   |
| 1                             | 2      | 3      | 4      | 5      | 6      | 7     | 8     |                           |                         | 1                  | 2                      | 3         | 4          | 5                | 6            | 7                   | 8                     | 9                  | 10                  | 11                              | 12             | 13                 | 14       | 15           | 1         | 2                         | 3                   | 4                  | 5                   | 6                | 7                 | 8                 | 9   | 10       |                         |                              |                 |     |     |                  |  |  |  |  | + | + | + | + | + | + | + | + | + | + | + | + | + | + | + | + | + | + | + | + | + | + | + |

Attention:



| MERCEDES EQE (295) (Electric) |        |        |        |        |        |       |       |                           |                         | year: 2022 →       |                        |           |            |                  |              |                     |                       |                    |                     | with and without Keyless System |                |                    |          |              |           |                           |                     |                    |                     | program №: 14844 |                   |                   |     |          |                         |                              |                 |     |     | from: 2024-02-20 |  |  |  |  |   |   |   |   |   |   |   |   |   |   |   |   |   |   |   |   |   |   |   |   |   |   |   |
|-------------------------------|--------|--------|--------|--------|--------|-------|-------|---------------------------|-------------------------|--------------------|------------------------|-----------|------------|------------------|--------------|---------------------|-----------------------|--------------------|---------------------|---------------------------------|----------------|--------------------|----------|--------------|-----------|---------------------------|---------------------|--------------------|---------------------|------------------|-------------------|-------------------|-----|----------|-------------------------|------------------------------|-----------------|-----|-----|------------------|--|--|--|--|---|---|---|---|---|---|---|---|---|---|---|---|---|---|---|---|---|---|---|---|---|---|---|
| connector 8 pin               |        |        |        |        |        |       |       |                           |                         | connector 15 pin   |                        |           |            |                  |              |                     |                       |                    |                     | connector 10 pin                |                |                    |          |              |           |                           |                     |                    |                     |                  |                   |                   |     |          |                         |                              |                 |     |     |                  |  |  |  |  |   |   |   |   |   |   |   |   |   |   |   |   |   |   |   |   |   |   |   |   |   |   |   |
| CAN H                         | CAN L  | CAN H  | CAN L  | CAN H  | CAN L  | CAN H | CAN L | OUT +                     | OUT -                   | OUT                | OUT                    | OUT       | OUT        | OUT              | OUT          | OUT                 | OUT                   | OUT                | OUT                 | OUT                             | IN             | IN                 | IN       | IN           | IN        | IN                        | IN                  | IN                 | IN                  | OUT              | OUT               | OUT               | OUT | OUT      | OUT                     | OUT                          | OUT             | OUT | OUT |                  |  |  |  |  |   |   |   |   |   |   |   |   |   |   |   |   |   |   |   |   |   |   |   |   |   |   |   |
| CAN1-H                        | CAN1-L | CAN2-H | CAN2-L | CAN3-H | CAN3-L |       |       | Alternative blink control | Alt. contr. centr. lock | Driver door sensor | Passengers door sensor | Trunk lid | Hood sense | Original alarm++ | Arming state | Lock factory remote | Unlock factory remote | Any button pressed | Handbrake / Parking | Speed 10kmph                    | Engine running | Engine speed (RPM) | Ignition | Key inserted | Footbrake | Drivers door opening sim. | Turn off the engine | Turn on the engine | Turn signal control | Trunk release    | Opening all doors | Closing all doors | GND | PWR +12V | Contr. of factory alarm | Contr.c.lock. when ign.is on | Comfort closure |     |     |                  |  |  |  |  |   |   |   |   |   |   |   |   |   |   |   |   |   |   |   |   |   |   |   |   |   |   |   |
| 1                             | 2      | 3      | 4      | 5      | 6      | 7     | 8     |                           |                         | 1                  | 2                      | 3         | 4          | 5                | 6            | 7                   | 8                     | 9                  | 10                  | 11                              | 12             | 13                 | 14       | 15           | 1         | 2                         | 3                   | 4                  | 5                   | 6                | 7                 | 8                 | 9   | 10       |                         |                              |                 |     |     |                  |  |  |  |  | + | + | + | + | + | + | + | + | + | + | + | + | + | + | + | + | + | + | + | + | + | + | + |

Attention:



| MERCEDES EQS (297) (Electric) |        |        |        |        |        |       |       |                           |                         | year: 2022 →       |                        |           |            |                  |              |                     |                       |                    |                     | with and without Keyless System |                |                    |          |              |           |                           |                     |                    |                     | program №: 15168 |                   |                   |     |          |                         |                              |                 |     |     | from: 2024-02-20 |  |  |  |  |   |   |   |   |   |   |   |   |   |   |   |   |   |   |   |   |   |   |   |   |   |   |   |
|-------------------------------|--------|--------|--------|--------|--------|-------|-------|---------------------------|-------------------------|--------------------|------------------------|-----------|------------|------------------|--------------|---------------------|-----------------------|--------------------|---------------------|---------------------------------|----------------|--------------------|----------|--------------|-----------|---------------------------|---------------------|--------------------|---------------------|------------------|-------------------|-------------------|-----|----------|-------------------------|------------------------------|-----------------|-----|-----|------------------|--|--|--|--|---|---|---|---|---|---|---|---|---|---|---|---|---|---|---|---|---|---|---|---|---|---|---|
| connector 8 pin               |        |        |        |        |        |       |       |                           |                         | connector 15 pin   |                        |           |            |                  |              |                     |                       |                    |                     | connector 10 pin                |                |                    |          |              |           |                           |                     |                    |                     |                  |                   |                   |     |          |                         |                              |                 |     |     |                  |  |  |  |  |   |   |   |   |   |   |   |   |   |   |   |   |   |   |   |   |   |   |   |   |   |   |   |
| CAN H                         | CAN L  | CAN H  | CAN L  | CAN H  | CAN L  | CAN H | CAN L | OUT +                     | OUT -                   | OUT                | OUT                    | OUT       | OUT        | OUT              | OUT          | OUT                 | OUT                   | OUT                | OUT                 | OUT                             | IN             | IN                 | IN       | IN           | IN        | IN                        | IN                  | IN                 | IN                  | OUT              | OUT               | OUT               | OUT | OUT      | OUT                     | OUT                          | OUT             | OUT | OUT |                  |  |  |  |  |   |   |   |   |   |   |   |   |   |   |   |   |   |   |   |   |   |   |   |   |   |   |   |
| CAN1-H                        | CAN1-L | CAN2-H | CAN2-L | CAN3-H | CAN3-L |       |       | Alternative blink control | Alt. contr. centr. lock | Driver door sensor | Passengers door sensor | Trunk lid | Hood sense | Original alarm++ | Arming state | Lock factory remote | Unlock factory remote | Any button pressed | Handbrake / Parking | Speed 10kmph                    | Engine running | Engine speed (RPM) | Ignition | Key inserted | Footbrake | Drivers door opening sim. | Turn off the engine | Turn on the engine | Turn signal control | Trunk release    | Opening all doors | Closing all doors | GND | PWR +12V | Contr. of factory alarm | Contr.c.lock. when ign.is on | Comfort closure |     |     |                  |  |  |  |  |   |   |   |   |   |   |   |   |   |   |   |   |   |   |   |   |   |   |   |   |   |   |   |
| 1                             | 2      | 3      | 4      | 5      | 6      | 7     | 8     |                           |                         | 1                  | 2                      | 3         | 4          | 5                | 6            | 7                   | 8                     | 9                  | 10                  | 11                              | 12             | 13                 | 14       | 15           | 1         | 2                         | 3                   | 4                  | 5                   | 6                | 7                 | 8                 | 9   | 10       |                         |                              |                 |     |     |                  |  |  |  |  | + | + | + | + | + | + | + | + | + | + | + | + | + | + | + | + | + | + | + | + | + | + | + |

Attention:



**MERCEDES EQV (447) (Electric)**

year: 2020 →

with and without Keyless System

program №: 13597

from: 2021-04-01

| connector 8 pin |        |        |        |        |        |                           |                         |
|-----------------|--------|--------|--------|--------|--------|---------------------------|-------------------------|
| CAN H           | CAN L  | CAN H  | CAN L  | CAN H  | CAN L  | OUT +                     | OUT -                   |
| CAN1-H          | CAN1-L | CAN2-H | CAN2-L | CAN3-H | CAN3-L | Alternative blink control | Alt. contr. centr. lock |
| 1               | 2      | 3      | 4      | 5      | 6      | 7                         | 8                       |
| +               | +      | +      | +      | +      | +      | +                         | +                       |

| connector 15 pin   |                        |           |            |                  |              |                     |                       |                    |                     |              |                |                    |          |              |
|--------------------|------------------------|-----------|------------|------------------|--------------|---------------------|-----------------------|--------------------|---------------------|--------------|----------------|--------------------|----------|--------------|
| OUT                | OUT                    | OUT       | OUT        | OUT              | OUT          | OUT                 | OUT                   | OUT                | OUT                 | OUT          | OUT            | OUT                | OUT      | OUT          |
| Driver door sensor | Passengers door sensor | Trunk lid | Hood sense | Original alarm++ | Arming state | Lock factory remote | Unlock factory remote | Any button pressed | Handbrake / Parking | Speed 10kmph | Engine running | Engine speed (RPM) | Ignition | Key inserted |
| 1                  | 2                      | 3         | 4          | 5                | 6            | 7                   | 8                     | 9                  | 10                  | 11           | 12             | 13                 | 14       | 15           |
| +                  | +                      | +         | +          | +                | +            | +                   | +                     | +                  | +                   | +            | +              | +                  | +        | +            |

| connector 10 pin |                           |                     |                    |                     |               |                   |                   |     |          |
|------------------|---------------------------|---------------------|--------------------|---------------------|---------------|-------------------|-------------------|-----|----------|
| OUT              | IN                        | IN                  | IN                 | IN                  | IN            | IN                | IN                | IN  | IN       |
| Footbrake        | Drivers door opening sim. | Turn off the engine | Turn on the engine | Turn signal control | Trunk release | Opening all doors | Closing all doors | GND | PWR +12V |
| 1                | 2                         | 3                   | 4                  | 5                   | 6             | 7                 | 8                 | 9   | 10       |
| +                | +                         | +                   | +                  | +                   | +             | +                 | +                 | +   | +        |

|                              |
|------------------------------|
| Contr. of factory alarm      |
| Contr.c.lock. when ign.is on |
| Comfort closure              |

Attention:

Switches

**MERCEDES eVITO (447) (Electric)**

year: 2019 →

with and without Keyless System

program №: 13798

from: 2023-07-11

| connector 8 pin |        |        |        |        |        |                           |                         |
|-----------------|--------|--------|--------|--------|--------|---------------------------|-------------------------|
| CAN H           | CAN L  | CAN H  | CAN L  | CAN H  | CAN L  | OUT +                     | OUT -                   |
| CAN1-H          | CAN1-L | CAN2-H | CAN2-L | CAN3-H | CAN3-L | Alternative blink control | Alt. contr. centr. lock |
| 1               | 2      | 3      | 4      | 5      | 6      | 7                         | 8                       |
| +               | +      | +      | +      | +      | +      | +                         | +                       |

| connector 15 pin   |                        |           |            |                  |              |                     |                       |                    |                     |              |                |                    |          |              |
|--------------------|------------------------|-----------|------------|------------------|--------------|---------------------|-----------------------|--------------------|---------------------|--------------|----------------|--------------------|----------|--------------|
| OUT                | OUT                    | OUT       | OUT        | OUT              | OUT          | OUT                 | OUT                   | OUT                | OUT                 | OUT          | OUT            | OUT                | OUT      | OUT          |
| Driver door sensor | Passengers door sensor | Trunk lid | Hood sense | Original alarm++ | Arming state | Lock factory remote | Unlock factory remote | Any button pressed | Handbrake / Parking | Speed 10kmph | Engine running | Engine speed (RPM) | Ignition | Key inserted |
| 1                  | 2                      | 3         | 4          | 5                | 6            | 7                   | 8                     | 9                  | 10                  | 11           | 12             | 13                 | 14       | 15           |
| +                  | +                      | +         | +          | +                | +            | +                   | +                     | +                  | +                   | +            | +              | +                  | +        | +            |

| connector 10 pin |                           |                     |                    |                     |               |                   |                   |     |          |
|------------------|---------------------------|---------------------|--------------------|---------------------|---------------|-------------------|-------------------|-----|----------|
| OUT              | IN                        | IN                  | IN                 | IN                  | IN            | IN                | IN                | IN  | IN       |
| Footbrake        | Drivers door opening sim. | Turn off the engine | Turn on the engine | Turn signal control | Trunk release | Opening all doors | Closing all doors | GND | PWR +12V |
| 1                | 2                         | 3                   | 4                  | 5                   | 6             | 7                 | 8                 | 9   | 10       |
| +                | +                         | +                   | +                  | +                   | +             | +                 | +                 | +   | +        |

|                              |
|------------------------------|
| Contr. of factory alarm      |
| Contr.c.lock. when ign.is on |
| Comfort closure              |

Attention:

Switches

**MERCEDES G (463)**

year: 2018 →

with and without Keyless System

program №: 13659

from: 2023-05-24

| connector 8 pin |        |        |        |        |        |                           |                         |
|-----------------|--------|--------|--------|--------|--------|---------------------------|-------------------------|
| CAN H           | CAN L  | CAN H  | CAN L  | CAN H  | CAN L  | OUT +                     | OUT -                   |
| CAN1-H          | CAN1-L | CAN2-H | CAN2-L | CAN3-H | CAN3-L | Alternative blink control | Alt. contr. centr. lock |
| 1               | 2      | 3      | 4      | 5      | 6      | 7                         | 8                       |
| +               | +      | +      | +      | +      | +      | +                         | +                       |

| connector 15 pin   |                        |           |            |                  |              |                     |                       |                    |                     |              |                |                    |          |              |
|--------------------|------------------------|-----------|------------|------------------|--------------|---------------------|-----------------------|--------------------|---------------------|--------------|----------------|--------------------|----------|--------------|
| OUT                | OUT                    | OUT       | OUT        | OUT              | OUT          | OUT                 | OUT                   | OUT                | OUT                 | OUT          | OUT            | OUT                | OUT      | OUT          |
| Driver door sensor | Passengers door sensor | Trunk lid | Hood sense | Original alarm++ | Arming state | Lock factory remote | Unlock factory remote | Any button pressed | Handbrake / Parking | Speed 10kmph | Engine running | Engine speed (RPM) | Ignition | Key inserted |
| 1                  | 2                      | 3         | 4          | 5                | 6            | 7                   | 8                     | 9                  | 10                  | 11           | 12             | 13                 | 14       | 15           |
| +                  | +                      | +         | +          | +                | +            | +                   | +                     | +                  | +                   | +            | +              | +                  | +        | +            |

| connector 10 pin |                           |                     |                    |                     |               |                   |                   |     |          |
|------------------|---------------------------|---------------------|--------------------|---------------------|---------------|-------------------|-------------------|-----|----------|
| OUT              | IN                        | IN                  | IN                 | IN                  | IN            | IN                | IN                | IN  | IN       |
| Footbrake        | Drivers door opening sim. | Turn off the engine | Turn on the engine | Turn signal control | Trunk release | Opening all doors | Closing all doors | GND | PWR +12V |
| 1                | 2                         | 3                   | 4                  | 5                   | 6             | 7                 | 8                 | 9   | 10       |
| +                | +                         | +                   | +                  | +                   | +             | +                 | +                 | +   | +        |

|                              |
|------------------------------|
| Contr. of factory alarm      |
| Contr.c.lock. when ign.is on |
| Comfort closure              |

Attention:

Switches

**MERCEDES G (463)**

year: 2012 →

with and without Keyless System

program №: 11399

from: 2017-09-01

| connector 8 pin |        |        |        |        |        |                           |                         |
|-----------------|--------|--------|--------|--------|--------|---------------------------|-------------------------|
| CAN H           | CAN L  | CAN H  | CAN L  | CAN H  | CAN L  | OUT +                     | OUT -                   |
| CAN1-H          | CAN1-L | CAN2-H | CAN2-L | CAN3-H | CAN3-L | Alternative blink control | Alt. contr. centr. lock |
| 1               | 2      | 3      | 4      | 5      | 6      | 7                         | 8                       |
| +               | +      | +      | +      | +      | +      | +                         | +                       |

| connector 15 pin   |                        |           |            |                  |              |                     |                       |                    |                     |              |                |                    |          |              |
|--------------------|------------------------|-----------|------------|------------------|--------------|---------------------|-----------------------|--------------------|---------------------|--------------|----------------|--------------------|----------|--------------|
| OUT                | OUT                    | OUT       | OUT        | OUT              | OUT          | OUT                 | OUT                   | OUT                | OUT                 | OUT          | OUT            | OUT                | OUT      | OUT          |
| Driver door sensor | Passengers door sensor | Trunk lid | Hood sense | Original alarm++ | Arming state | Lock factory remote | Unlock factory remote | Any button pressed | Handbrake / Parking | Speed 10kmph | Engine running | Engine speed (RPM) | Ignition | Key inserted |
| 1                  | 2                      | 3         | 4          | 5                | 6            | 7                   | 8                     | 9                  | 10                  | 11           | 12             | 13                 | 14       | 15           |
| +                  | +                      | +         | +          | +                | +            | +                   | +                     | +                  | +                   | +            | +              | +                  | +        | +            |

| connector 10 pin |                           |                     |                    |                     |               |                   |                   |     |          |
|------------------|---------------------------|---------------------|--------------------|---------------------|---------------|-------------------|-------------------|-----|----------|
| OUT              | IN                        | IN                  | IN                 | IN                  | IN            | IN                | IN                | IN  | IN       |
| Footbrake        | Drivers door opening sim. | Turn off the engine | Turn on the engine | Turn signal control | Trunk release | Opening all doors | Closing all doors | GND | PWR +12V |
| 1                | 2                         | 3                   | 4                  | 5                   | 6             | 7                 | 8                 | 9   | 10       |
| +                | +                         | +                   | +                  | +                   | +             | +                 | +                 | +   | +        |

|                              |
|------------------------------|
| Contr. of factory alarm      |
| Contr.c.lock. when ign.is on |
| Comfort closure              |

Attention:

Switches

**MERCEDES G (463)**

year: 2004 →

with and without Keyless System

program №: 11159

from: 2017-09-01

| connector 8 pin |        |        |        |        |        |                           |                         |
|-----------------|--------|--------|--------|--------|--------|---------------------------|-------------------------|
| CAN H           | CAN L  | CAN H  | CAN L  | CAN H  | CAN L  | OUT +                     | OUT -                   |
| CAN1-H          | CAN1-L | CAN2-H | CAN2-L | CAN3-H | CAN3-L | Alternative blink control | Alt. contr. centr. lock |
| 1               | 2      | 3      | 4      | 5      | 6      | 7                         | 8                       |
| +               | +      | +      | +      | +      | +      | +                         | +                       |

| connector 15 pin   |                        |           |            |                  |              |                     |                       |                    |                     |              |                |                    |          |              |
|--------------------|------------------------|-----------|------------|------------------|--------------|---------------------|-----------------------|--------------------|---------------------|--------------|----------------|--------------------|----------|--------------|
| OUT                | OUT                    | OUT       | OUT        | OUT              | OUT          | OUT                 | OUT                   | OUT                | OUT                 | OUT          | OUT            | OUT                | OUT      | OUT          |
| Driver door sensor | Passengers door sensor | Trunk lid | Hood sense | Original alarm++ | Arming state | Lock factory remote | Unlock factory remote | Any button pressed | Handbrake / Parking | Speed 10kmph | Engine running | Engine speed (RPM) | Ignition | Key inserted |
| 1                  | 2                      | 3         | 4          | 5                | 6            | 7                   | 8                     | 9                  | 10                  | 11           | 12             | 13                 | 14       | 15           |
| +                  | +                      | +         | +          | +                | +            | +                   | +                     | +                  | +                   | +            | +              | +                  | +        | +            |

| connector 10 pin |                           |                     |                    |                     |               |                   |                   |     |          |
|------------------|---------------------------|---------------------|--------------------|---------------------|---------------|-------------------|-------------------|-----|----------|
| OUT              | IN                        | IN                  | IN                 | IN                  | IN            | IN                | IN                | IN  | IN       |
| Footbrake        | Drivers door opening sim. | Turn off the engine | Turn on the engine | Turn signal control | Trunk release | Opening all doors | Closing all doors | GND | PWR +12V |
| 1                | 2                         | 3                   | 4                  | 5                   | 6             | 7                 | 8                 | 9   | 10       |
| +                | +                         | +                   | +                  | +                   | +             | +                 | +                 | +   | +        |

|                              |
|------------------------------|
| Contr. of factory alarm      |
| Contr.c.lock. when ign.is on |
| Comfort closure              |

Attention:

Switches



| MERCEDES GL (166) |        |        |        |        |        |       |       |                           |                         | year: 2013 →       |                        |           |            |                  |              |                     |                       |                    |                     | with and without Keyless System |                |                    |          |              |           |                           |                     |                    |                     | program No: 11836 |                   |                   |     |          |                         |                              |                 |     |     | from: 2019-04-23 |    |    |    |    |    |    |    |    |    |   |   |   |   |   |   |   |   |   |   |   |   |   |   |   |   |   |   |   |   |   |   |   |   |   |
|-------------------|--------|--------|--------|--------|--------|-------|-------|---------------------------|-------------------------|--------------------|------------------------|-----------|------------|------------------|--------------|---------------------|-----------------------|--------------------|---------------------|---------------------------------|----------------|--------------------|----------|--------------|-----------|---------------------------|---------------------|--------------------|---------------------|-------------------|-------------------|-------------------|-----|----------|-------------------------|------------------------------|-----------------|-----|-----|------------------|----|----|----|----|----|----|----|----|----|---|---|---|---|---|---|---|---|---|---|---|---|---|---|---|---|---|---|---|---|---|---|---|---|---|
| connector 8 pin   |        |        |        |        |        |       |       |                           |                         | connector 15 pin   |                        |           |            |                  |              |                     |                       |                    |                     | connector 10 pin                |                |                    |          |              |           |                           |                     |                    |                     |                   |                   |                   |     |          |                         |                              |                 |     |     |                  |    |    |    |    |    |    |    |    |    |   |   |   |   |   |   |   |   |   |   |   |   |   |   |   |   |   |   |   |   |   |   |   |   |   |
| CAN H             | CAN L  | CAN H  | CAN L  | CAN H  | CAN L  | CAN H | CAN L | OUT +                     | OUT -                   | OUT                | OUT                    | OUT       | OUT        | OUT              | OUT          | OUT                 | OUT                   | OUT                | OUT                 | OUT                             | IN             | IN                 | IN       | IN           | IN        | IN                        | IN                  | IN                 | IN                  | OUT               | OUT               | OUT               | OUT | OUT      | OUT                     | OUT                          | OUT             | OUT | OUT | OUT              | IN | IN | IN | IN | IN | IN | IN | IN | IN |   |   |   |   |   |   |   |   |   |   |   |   |   |   |   |   |   |   |   |   |   |   |   |   |   |
| CAN1-H            | CAN1-L | CAN2-H | CAN2-L | CAN3-H | CAN3-L |       |       | Alternative blink control | Alt. contr. centr. lock | Driver door sensor | Passengers door sensor | Trunk lid | Hood sense | Original alarm++ | Arming state | Lock factory remote | Unlock factory remote | Any button pressed | Handbrake / Parking | Speed 10kmph                    | Engine running | Engine speed (RPM) | Ignition | Key inserted | Footbrake | Drivers door opening sim. | Turn off the engine | Turn on the engine | Turn signal control | Trunk release     | Opening all doors | Closing all doors | GND | PWR +12V | Contr. of factory alarm | Contr.c.lock. when ign.is on | Comfort closure |     |     |                  |    |    |    |    |    |    |    |    |    |   |   |   |   |   |   |   |   |   |   |   |   |   |   |   |   |   |   |   |   |   |   |   |   |   |
| 1                 | 2      | 3      | 4      | 5      | 6      | 7     | 8     |                           |                         | 1                  | 2                      | 3         | 4          | 5                | 6            | 7                   | 8                     | 9                  | 10                  | 11                              | 12             | 13                 | 14       | 15           | 1         | 2                         | 3                   | 4                  | 5                   | 6                 | 7                 | 8                 | 9   | 10       | 1                       | 2                            | 3               | 4   | 5   | 6                | 7  | 8  | 9  | 10 | +  | +  | +  | +  | +  | + | + | + | + | + | + | + | + | + | + | + | + | + | + | + | + | + | + | + | + | + | + | + | + | + |

Attention:

| MERCEDES GL (164) |        |        |        |        |        |       |       |                           |                         | year: 2006 →       |                        |           |            |                  |              |                     |                       |                    |                     | with and without Keyless System |                |                    |          |              |           |                           |                     |                    |                     | program No: 11117 |                   |                   |     |          |                         |                              |                 |     |     | from: 2017-09-01 |    |    |    |    |    |    |    |    |    |   |   |   |   |   |   |   |   |   |   |   |   |   |   |   |   |   |   |   |   |   |   |   |   |   |
|-------------------|--------|--------|--------|--------|--------|-------|-------|---------------------------|-------------------------|--------------------|------------------------|-----------|------------|------------------|--------------|---------------------|-----------------------|--------------------|---------------------|---------------------------------|----------------|--------------------|----------|--------------|-----------|---------------------------|---------------------|--------------------|---------------------|-------------------|-------------------|-------------------|-----|----------|-------------------------|------------------------------|-----------------|-----|-----|------------------|----|----|----|----|----|----|----|----|----|---|---|---|---|---|---|---|---|---|---|---|---|---|---|---|---|---|---|---|---|---|---|---|---|---|
| connector 8 pin   |        |        |        |        |        |       |       |                           |                         | connector 15 pin   |                        |           |            |                  |              |                     |                       |                    |                     | connector 10 pin                |                |                    |          |              |           |                           |                     |                    |                     |                   |                   |                   |     |          |                         |                              |                 |     |     |                  |    |    |    |    |    |    |    |    |    |   |   |   |   |   |   |   |   |   |   |   |   |   |   |   |   |   |   |   |   |   |   |   |   |   |
| CAN H             | CAN L  | CAN H  | CAN L  | CAN H  | CAN L  | CAN H | CAN L | OUT +                     | OUT -                   | OUT                | OUT                    | OUT       | OUT        | OUT              | OUT          | OUT                 | OUT                   | OUT                | OUT                 | OUT                             | IN             | IN                 | IN       | IN           | IN        | IN                        | IN                  | IN                 | IN                  | OUT               | OUT               | OUT               | OUT | OUT      | OUT                     | OUT                          | OUT             | OUT | OUT | OUT              | IN | IN | IN | IN | IN | IN | IN | IN | IN |   |   |   |   |   |   |   |   |   |   |   |   |   |   |   |   |   |   |   |   |   |   |   |   |   |
| CAN1-H            | CAN1-L | CAN2-H | CAN2-L | CAN3-H | CAN3-L |       |       | Alternative blink control | Alt. contr. centr. lock | Driver door sensor | Passengers door sensor | Trunk lid | Hood sense | Original alarm++ | Arming state | Lock factory remote | Unlock factory remote | Any button pressed | Handbrake / Parking | Speed 10kmph                    | Engine running | Engine speed (RPM) | Ignition | Key inserted | Footbrake | Drivers door opening sim. | Turn off the engine | Turn on the engine | Turn signal control | Trunk release     | Opening all doors | Closing all doors | GND | PWR +12V | Contr. of factory alarm | Contr.c.lock. when ign.is on | Comfort closure |     |     |                  |    |    |    |    |    |    |    |    |    |   |   |   |   |   |   |   |   |   |   |   |   |   |   |   |   |   |   |   |   |   |   |   |   |   |
| 1                 | 2      | 3      | 4      | 5      | 6      | 7     | 8     |                           |                         | 1                  | 2                      | 3         | 4          | 5                | 6            | 7                   | 8                     | 9                  | 10                  | 11                              | 12             | 13                 | 14       | 15           | 1         | 2                         | 3                   | 4                  | 5                   | 6                 | 7                 | 8                 | 9   | 10       | 1                       | 2                            | 3               | 4   | 5   | 6                | 7  | 8  | 9  | 10 | +  | +  | +  | +  | +  | + | + | + | + | + | + | + | + | + | + | + | + | + | + | + | + | + | + | + | + | + | + | + | + | + |

Attention:

| MERCEDES GLA (156) |        |        |        |        |        |       |       |                           |                         | year: 2018 →       |                        |           |            |                  |              |                     |                       |                    |                     | with and without Keyless System |                |                    |          |              |           |                           |                     |                    |                     | program No: 13199 |                   |                   |     |          |                         |                              |                 |     |     | from: 2020-01-17 |    |    |    |    |    |    |    |    |    |   |   |   |   |   |   |   |   |   |   |   |   |   |   |   |   |   |   |   |   |   |   |   |   |   |
|--------------------|--------|--------|--------|--------|--------|-------|-------|---------------------------|-------------------------|--------------------|------------------------|-----------|------------|------------------|--------------|---------------------|-----------------------|--------------------|---------------------|---------------------------------|----------------|--------------------|----------|--------------|-----------|---------------------------|---------------------|--------------------|---------------------|-------------------|-------------------|-------------------|-----|----------|-------------------------|------------------------------|-----------------|-----|-----|------------------|----|----|----|----|----|----|----|----|----|---|---|---|---|---|---|---|---|---|---|---|---|---|---|---|---|---|---|---|---|---|---|---|---|---|
| connector 8 pin    |        |        |        |        |        |       |       |                           |                         | connector 15 pin   |                        |           |            |                  |              |                     |                       |                    |                     | connector 10 pin                |                |                    |          |              |           |                           |                     |                    |                     |                   |                   |                   |     |          |                         |                              |                 |     |     |                  |    |    |    |    |    |    |    |    |    |   |   |   |   |   |   |   |   |   |   |   |   |   |   |   |   |   |   |   |   |   |   |   |   |   |
| CAN H              | CAN L  | CAN H  | CAN L  | CAN H  | CAN L  | CAN H | CAN L | OUT +                     | OUT -                   | OUT                | OUT                    | OUT       | OUT        | OUT              | OUT          | OUT                 | OUT                   | OUT                | OUT                 | OUT                             | IN             | IN                 | IN       | IN           | IN        | IN                        | IN                  | IN                 | IN                  | OUT               | OUT               | OUT               | OUT | OUT      | OUT                     | OUT                          | OUT             | OUT | OUT | OUT              | IN | IN | IN | IN | IN | IN | IN | IN | IN |   |   |   |   |   |   |   |   |   |   |   |   |   |   |   |   |   |   |   |   |   |   |   |   |   |
| CAN1-H             | CAN1-L | CAN2-H | CAN2-L | CAN3-H | CAN3-L |       |       | Alternative blink control | Alt. contr. centr. lock | Driver door sensor | Passengers door sensor | Trunk lid | Hood sense | Original alarm++ | Arming state | Lock factory remote | Unlock factory remote | Any button pressed | Handbrake / Parking | Speed 10kmph                    | Engine running | Engine speed (RPM) | Ignition | Key inserted | Footbrake | Drivers door opening sim. | Turn off the engine | Turn on the engine | Turn signal control | Trunk release     | Opening all doors | Closing all doors | GND | PWR +12V | Contr. of factory alarm | Contr.c.lock. when ign.is on | Comfort closure |     |     |                  |    |    |    |    |    |    |    |    |    |   |   |   |   |   |   |   |   |   |   |   |   |   |   |   |   |   |   |   |   |   |   |   |   |   |
| 1                  | 2      | 3      | 4      | 5      | 6      | 7     | 8     |                           |                         | 1                  | 2                      | 3         | 4          | 5                | 6            | 7                   | 8                     | 9                  | 10                  | 11                              | 12             | 13                 | 14       | 15           | 1         | 2                         | 3                   | 4                  | 5                   | 6                 | 7                 | 8                 | 9   | 10       | 1                       | 2                            | 3               | 4   | 5   | 6                | 7  | 8  | 9  | 10 | +  | +  | +  | +  | +  | + | + | + | + | + | + | + | + | + | + | + | + | + | + | + | + | + | + | + | + | + | + | + | + | + |




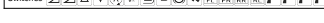
Attention:

| MERCEDES GLA (156) |        |        |        |        |        |       |       |                           |                         | year: 2014 →       |                        |           |            |                  |              |                     |                       |                    |                     | with and without Keyless System |                |                    |          |              |           |                           |                     |                    |                     | program No: 11399 |                   |                   |     |          |                         |                              |                 |     |     | from: 2017-09-01 |    |    |    |    |    |    |    |    |    |   |   |   |   |   |   |   |   |   |   |   |   |   |   |   |   |   |   |   |   |   |   |   |   |   |
|--------------------|--------|--------|--------|--------|--------|-------|-------|---------------------------|-------------------------|--------------------|------------------------|-----------|------------|------------------|--------------|---------------------|-----------------------|--------------------|---------------------|---------------------------------|----------------|--------------------|----------|--------------|-----------|---------------------------|---------------------|--------------------|---------------------|-------------------|-------------------|-------------------|-----|----------|-------------------------|------------------------------|-----------------|-----|-----|------------------|----|----|----|----|----|----|----|----|----|---|---|---|---|---|---|---|---|---|---|---|---|---|---|---|---|---|---|---|---|---|---|---|---|---|
| connector 8 pin    |        |        |        |        |        |       |       |                           |                         | connector 15 pin   |                        |           |            |                  |              |                     |                       |                    |                     | connector 10 pin                |                |                    |          |              |           |                           |                     |                    |                     |                   |                   |                   |     |          |                         |                              |                 |     |     |                  |    |    |    |    |    |    |    |    |    |   |   |   |   |   |   |   |   |   |   |   |   |   |   |   |   |   |   |   |   |   |   |   |   |   |
| CAN H              | CAN L  | CAN H  | CAN L  | CAN H  | CAN L  | CAN H | CAN L | OUT +                     | OUT -                   | OUT                | OUT                    | OUT       | OUT        | OUT              | OUT          | OUT                 | OUT                   | OUT                | OUT                 | OUT                             | IN             | IN                 | IN       | IN           | IN        | IN                        | IN                  | IN                 | IN                  | OUT               | OUT               | OUT               | OUT | OUT      | OUT                     | OUT                          | OUT             | OUT | OUT | OUT              | IN | IN | IN | IN | IN | IN | IN | IN | IN |   |   |   |   |   |   |   |   |   |   |   |   |   |   |   |   |   |   |   |   |   |   |   |   |   |
| CAN1-H             | CAN1-L | CAN2-H | CAN2-L | CAN3-H | CAN3-L |       |       | Alternative blink control | Alt. contr. centr. lock | Driver door sensor | Passengers door sensor | Trunk lid | Hood sense | Original alarm++ | Arming state | Lock factory remote | Unlock factory remote | Any button pressed | Handbrake / Parking | Speed 10kmph                    | Engine running | Engine speed (RPM) | Ignition | Key inserted | Footbrake | Drivers door opening sim. | Turn off the engine | Turn on the engine | Turn signal control | Trunk release     | Opening all doors | Closing all doors | GND | PWR +12V | Contr. of factory alarm | Contr.c.lock. when ign.is on | Comfort closure |     |     |                  |    |    |    |    |    |    |    |    |    |   |   |   |   |   |   |   |   |   |   |   |   |   |   |   |   |   |   |   |   |   |   |   |   |   |
| 1                  | 2      | 3      | 4      | 5      | 6      | 7     | 8     |                           |                         | 1                  | 2                      | 3         | 4          | 5                | 6            | 7                   | 8                     | 9                  | 10                  | 11                              | 12             | 13                 | 14       | 15           | 1         | 2                         | 3                   | 4                  | 5                   | 6                 | 7                 | 8                 | 9   | 10       | 1                       | 2                            | 3               | 4   | 5   | 6                | 7  | 8  | 9  | 10 | +  | +  | +  | +  | +  | + | + | + | + | + | + | + | + | + | + | + | + | + | + | + | + | + | + | + | + | + | + | + | + | + |

Attention:

| MERCEDES GLB (247) |        |        |        |        |        |       |       |                           |                         | year: 2024 →       |                        |           |            |                  |              |                     |                       |                    |                     | with and without Keyless System |                |                    |          |              |           |                           |                     |                    |                     | program No: 15214 |                   |                   |     |          |                         |                              |                 |     |     | from: 2024-03-04 |    |    |    |    |    |    |    |    |    |   |   |   |   |   |   |   |   |   |   |   |   |   |   |   |   |   |   |   |   |   |   |   |   |   |
|--------------------|--------|--------|--------|--------|--------|-------|-------|---------------------------|-------------------------|--------------------|------------------------|-----------|------------|------------------|--------------|---------------------|-----------------------|--------------------|---------------------|---------------------------------|----------------|--------------------|----------|--------------|-----------|---------------------------|---------------------|--------------------|---------------------|-------------------|-------------------|-------------------|-----|----------|-------------------------|------------------------------|-----------------|-----|-----|------------------|----|----|----|----|----|----|----|----|----|---|---|---|---|---|---|---|---|---|---|---|---|---|---|---|---|---|---|---|---|---|---|---|---|---|
| connector 8 pin    |        |        |        |        |        |       |       |                           |                         | connector 15 pin   |                        |           |            |                  |              |                     |                       |                    |                     | connector 10 pin                |                |                    |          |              |           |                           |                     |                    |                     |                   |                   |                   |     |          |                         |                              |                 |     |     |                  |    |    |    |    |    |    |    |    |    |   |   |   |   |   |   |   |   |   |   |   |   |   |   |   |   |   |   |   |   |   |   |   |   |   |
| CAN H              | CAN L  | CAN H  | CAN L  | CAN H  | CAN L  | CAN H | CAN L | OUT +                     | OUT -                   | OUT                | OUT                    | OUT       | OUT        | OUT              | OUT          | OUT                 | OUT                   | OUT                | OUT                 | OUT                             | IN             | IN                 | IN       | IN           | IN        | IN                        | IN                  | IN                 | IN                  | OUT               | OUT               | OUT               | OUT | OUT      | OUT                     | OUT                          | OUT             | OUT | OUT | OUT              | IN | IN | IN | IN | IN | IN | IN | IN | IN |   |   |   |   |   |   |   |   |   |   |   |   |   |   |   |   |   |   |   |   |   |   |   |   |   |
| CAN1-H             | CAN1-L | CAN2-H | CAN2-L | CAN3-H | CAN3-L |       |       | Alternative blink control | Alt. contr. centr. lock | Driver door sensor | Passengers door sensor | Trunk lid | Hood sense | Original alarm++ | Arming state | Lock factory remote | Unlock factory remote | Any button pressed | Handbrake / Parking | Speed 10kmph                    | Engine running | Engine speed (RPM) | Ignition | Key inserted | Footbrake | Drivers door opening sim. | Turn off the engine | Turn on the engine | Turn signal control | Trunk release     | Opening all doors | Closing all doors | GND | PWR +12V | Contr. of factory alarm | Contr.c.lock. when ign.is on | Comfort closure |     |     |                  |    |    |    |    |    |    |    |    |    |   |   |   |   |   |   |   |   |   |   |   |   |   |   |   |   |   |   |   |   |   |   |   |   |   |
| 1                  | 2      | 3      | 4      | 5      | 6      | 7     | 8     |                           |                         | 1                  | 2                      | 3         | 4          | 5                | 6            | 7                   | 8                     | 9                  | 10                  | 11                              | 12             | 13                 | 14       | 15           | 1         | 2                         | 3                   | 4                  | 5                   | 6                 | 7                 | 8                 | 9   | 10       | 1                       | 2                            | 3               | 4   | 5   | 6                | 7  | 8  | 9  | 10 | +  | +  | +  | +  | +  | + | + | + | + | + | + | + | + | + | + | + | + | + | + | + | + | + | + | + | + | + | + | + | + | + |

Attention:

| MERCEDES GLC (254) (Coupe)                                                                                                                                                                                                                                                                                                                                                                                                                                                                                                                                                            |                           | year: 2023 →        | with and without Keyless System | program No: 15213   | from: 2024-02-28 |                           |                         |                    |                     |              |                |                    |          |              |       |       |       |        |        |        |        |        |        |                           |                         |   |   |   |   |   |   |   |   |   |   |   |   |   |   |   |   |                                                                                                                                                                                                                                                                                                                                                                                                                                                                                                                                                                                                                                                                                                                                                                                                                                                                                                                                                                                                                              |  |                  |  |  |  |  |  |  |  |  |  |  |  |  |  |  |     |     |     |     |     |     |     |     |     |     |     |     |     |     |     |                    |                        |           |            |                  |              |                     |                       |                    |                     |              |                |                    |          |              |   |   |   |   |   |   |   |   |   |    |    |    |    |    |    |   |   |   |   |   |   |   |   |   |   |   |   |   |   |   |                                                                                                                                                                                                                                                                                                                                                                                                                                                                                                                                                                                                                                                                                                                   |  |                  |  |  |  |  |  |  |  |  |  |     |    |    |    |    |    |    |    |    |    |           |                           |                     |                    |                     |               |                   |                   |     |          |   |   |   |   |   |   |   |   |   |    |   |   |   |   |   |   |   |   |   |   |                                                                                                                                                    |  |                         |                              |                 |
|---------------------------------------------------------------------------------------------------------------------------------------------------------------------------------------------------------------------------------------------------------------------------------------------------------------------------------------------------------------------------------------------------------------------------------------------------------------------------------------------------------------------------------------------------------------------------------------|---------------------------|---------------------|---------------------------------|---------------------|------------------|---------------------------|-------------------------|--------------------|---------------------|--------------|----------------|--------------------|----------|--------------|-------|-------|-------|--------|--------|--------|--------|--------|--------|---------------------------|-------------------------|---|---|---|---|---|---|---|---|---|---|---|---|---|---|---|---|------------------------------------------------------------------------------------------------------------------------------------------------------------------------------------------------------------------------------------------------------------------------------------------------------------------------------------------------------------------------------------------------------------------------------------------------------------------------------------------------------------------------------------------------------------------------------------------------------------------------------------------------------------------------------------------------------------------------------------------------------------------------------------------------------------------------------------------------------------------------------------------------------------------------------------------------------------------------------------------------------------------------------|--|------------------|--|--|--|--|--|--|--|--|--|--|--|--|--|--|-----|-----|-----|-----|-----|-----|-----|-----|-----|-----|-----|-----|-----|-----|-----|--------------------|------------------------|-----------|------------|------------------|--------------|---------------------|-----------------------|--------------------|---------------------|--------------|----------------|--------------------|----------|--------------|---|---|---|---|---|---|---|---|---|----|----|----|----|----|----|---|---|---|---|---|---|---|---|---|---|---|---|---|---|---|-------------------------------------------------------------------------------------------------------------------------------------------------------------------------------------------------------------------------------------------------------------------------------------------------------------------------------------------------------------------------------------------------------------------------------------------------------------------------------------------------------------------------------------------------------------------------------------------------------------------------------------------------------------------------------------------------------------------|--|------------------|--|--|--|--|--|--|--|--|--|-----|----|----|----|----|----|----|----|----|----|-----------|---------------------------|---------------------|--------------------|---------------------|---------------|-------------------|-------------------|-----|----------|---|---|---|---|---|---|---|---|---|----|---|---|---|---|---|---|---|---|---|---|----------------------------------------------------------------------------------------------------------------------------------------------------|--|-------------------------|------------------------------|-----------------|
| <table border="1"><thead><tr><th colspan="8">connector 8 pin</th></tr><tr><th>CAN H</th><th>CAN L</th><th>CAN H</th><th>CAN L</th><th>CAN H</th><th>CAN L</th><th>OUT +</th><th>OUT -</th></tr></thead><tbody><tr><td>CAN1-H</td><td>CAN1-L</td><td>CAN2-H</td><td>CAN2-L</td><td>CAN3-H</td><td>CAN3-L</td><td>Alternative blink control</td><td>Alt. contr. centr. lock</td></tr><tr><td>1</td><td>2</td><td>3</td><td>4</td><td>5</td><td>6</td><td>7</td><td>8</td></tr><tr><td>+</td><td>+</td><td>+</td><td>+</td><td>+</td><td>+</td><td>+</td><td>+</td></tr></tbody></table> |                           | connector 8 pin     |                                 |                     |                  |                           |                         |                    |                     | CAN H        | CAN L          | CAN H              | CAN L    | CAN H        | CAN L | OUT + | OUT - | CAN1-H | CAN1-L | CAN2-H | CAN2-L | CAN3-H | CAN3-L | Alternative blink control | Alt. contr. centr. lock | 1 | 2 | 3 | 4 | 5 | 6 | 7 | 8 | + | + | + | + | + | + | + | + | <table border="1"><thead><tr><th colspan="15">connector 15 pin</th></tr><tr><th>OUT</th><th>OUT</th><th>OUT</th><th>OUT</th><th>OUT</th><th>OUT</th><th>OUT</th><th>OUT</th><th>OUT</th><th>OUT</th><th>OUT</th><th>OUT</th><th>OUT</th><th>OUT</th><th>OUT</th></tr></thead><tbody><tr><td>Driver door sensor</td><td>Passengers door sensor</td><td>Trunk lid</td><td>Hood sense</td><td>Original alarm++</td><td>Arming state</td><td>Lock factory remote</td><td>Unlock factory remote</td><td>Any button pressed</td><td>Handbrake / Parking</td><td>Speed 10kmph</td><td>Engine running</td><td>Engine speed (RPM)</td><td>Ignition</td><td>Key inserted</td></tr><tr><td>1</td><td>2</td><td>3</td><td>4</td><td>5</td><td>6</td><td>7</td><td>8</td><td>9</td><td>10</td><td>11</td><td>12</td><td>13</td><td>14</td><td>15</td></tr><tr><td>+</td><td>+</td><td>+</td><td>+</td><td>+</td><td>+</td><td>+</td><td>+</td><td>+</td><td>+</td><td>+</td><td>+</td><td>+</td><td>+</td><td>+</td></tr></tbody></table> |  | connector 15 pin |  |  |  |  |  |  |  |  |  |  |  |  |  |  | OUT | OUT | OUT | OUT | OUT | OUT | OUT | OUT | OUT | OUT | OUT | OUT | OUT | OUT | OUT | Driver door sensor | Passengers door sensor | Trunk lid | Hood sense | Original alarm++ | Arming state | Lock factory remote | Unlock factory remote | Any button pressed | Handbrake / Parking | Speed 10kmph | Engine running | Engine speed (RPM) | Ignition | Key inserted | 1 | 2 | 3 | 4 | 5 | 6 | 7 | 8 | 9 | 10 | 11 | 12 | 13 | 14 | 15 | + | + | + | + | + | + | + | + | + | + | + | + | + | + | + | <table border="1"><thead><tr><th colspan="10">connector 10 pin</th></tr><tr><th>OUT</th><th>IN</th><th>IN</th><th>IN</th><th>IN</th><th>IN</th><th>IN</th><th>IN</th><th>IN</th><th>IN</th></tr></thead><tbody><tr><td>Footbrake</td><td>Drivers door opening sim.</td><td>Turn off the engine</td><td>Turn on the engine</td><td>Turn signal control</td><td>Trunk release</td><td>Opening all doors</td><td>Closing all doors</td><td>GND</td><td>PWR +12V</td></tr><tr><td>1</td><td>2</td><td>3</td><td>4</td><td>5</td><td>6</td><td>7</td><td>8</td><td>9</td><td>10</td></tr><tr><td>+</td><td>+</td><td>+</td><td>+</td><td>+</td><td>+</td><td>+</td><td>+</td><td>+</td><td>+</td></tr></tbody></table> |  | connector 10 pin |  |  |  |  |  |  |  |  |  | OUT | IN | IN | IN | IN | IN | IN | IN | IN | IN | Footbrake | Drivers door opening sim. | Turn off the engine | Turn on the engine | Turn signal control | Trunk release | Opening all doors | Closing all doors | GND | PWR +12V | 1 | 2 | 3 | 4 | 5 | 6 | 7 | 8 | 9 | 10 | + | + | + | + | + | + | + | + | + | + | <table border="1"><tr><td>Contr. of factory alarm</td></tr><tr><td>Contr.c.lock, when ign.is on</td></tr><tr><td>Comfort closure</td></tr></table> |  | Contr. of factory alarm | Contr.c.lock, when ign.is on | Comfort closure |
| connector 8 pin                                                                                                                                                                                                                                                                                                                                                                                                                                                                                                                                                                       |                           |                     |                                 |                     |                  |                           |                         |                    |                     |              |                |                    |          |              |       |       |       |        |        |        |        |        |        |                           |                         |   |   |   |   |   |   |   |   |   |   |   |   |   |   |   |   |                                                                                                                                                                                                                                                                                                                                                                                                                                                                                                                                                                                                                                                                                                                                                                                                                                                                                                                                                                                                                              |  |                  |  |  |  |  |  |  |  |  |  |  |  |  |  |  |     |     |     |     |     |     |     |     |     |     |     |     |     |     |     |                    |                        |           |            |                  |              |                     |                       |                    |                     |              |                |                    |          |              |   |   |   |   |   |   |   |   |   |    |    |    |    |    |    |   |   |   |   |   |   |   |   |   |   |   |   |   |   |   |                                                                                                                                                                                                                                                                                                                                                                                                                                                                                                                                                                                                                                                                                                                   |  |                  |  |  |  |  |  |  |  |  |  |     |    |    |    |    |    |    |    |    |    |           |                           |                     |                    |                     |               |                   |                   |     |          |   |   |   |   |   |   |   |   |   |    |   |   |   |   |   |   |   |   |   |   |                                                                                                                                                    |  |                         |                              |                 |
| CAN H                                                                                                                                                                                                                                                                                                                                                                                                                                                                                                                                                                                 | CAN L                     | CAN H               | CAN L                           | CAN H               | CAN L            | OUT +                     | OUT -                   |                    |                     |              |                |                    |          |              |       |       |       |        |        |        |        |        |        |                           |                         |   |   |   |   |   |   |   |   |   |   |   |   |   |   |   |   |                                                                                                                                                                                                                                                                                                                                                                                                                                                                                                                                                                                                                                                                                                                                                                                                                                                                                                                                                                                                                              |  |                  |  |  |  |  |  |  |  |  |  |  |  |  |  |  |     |     |     |     |     |     |     |     |     |     |     |     |     |     |     |                    |                        |           |            |                  |              |                     |                       |                    |                     |              |                |                    |          |              |   |   |   |   |   |   |   |   |   |    |    |    |    |    |    |   |   |   |   |   |   |   |   |   |   |   |   |   |   |   |                                                                                                                                                                                                                                                                                                                                                                                                                                                                                                                                                                                                                                                                                                                   |  |                  |  |  |  |  |  |  |  |  |  |     |    |    |    |    |    |    |    |    |    |           |                           |                     |                    |                     |               |                   |                   |     |          |   |   |   |   |   |   |   |   |   |    |   |   |   |   |   |   |   |   |   |   |                                                                                                                                                    |  |                         |                              |                 |
| CAN1-H                                                                                                                                                                                                                                                                                                                                                                                                                                                                                                                                                                                | CAN1-L                    | CAN2-H              | CAN2-L                          | CAN3-H              | CAN3-L           | Alternative blink control | Alt. contr. centr. lock |                    |                     |              |                |                    |          |              |       |       |       |        |        |        |        |        |        |                           |                         |   |   |   |   |   |   |   |   |   |   |   |   |   |   |   |   |                                                                                                                                                                                                                                                                                                                                                                                                                                                                                                                                                                                                                                                                                                                                                                                                                                                                                                                                                                                                                              |  |                  |  |  |  |  |  |  |  |  |  |  |  |  |  |  |     |     |     |     |     |     |     |     |     |     |     |     |     |     |     |                    |                        |           |            |                  |              |                     |                       |                    |                     |              |                |                    |          |              |   |   |   |   |   |   |   |   |   |    |    |    |    |    |    |   |   |   |   |   |   |   |   |   |   |   |   |   |   |   |                                                                                                                                                                                                                                                                                                                                                                                                                                                                                                                                                                                                                                                                                                                   |  |                  |  |  |  |  |  |  |  |  |  |     |    |    |    |    |    |    |    |    |    |           |                           |                     |                    |                     |               |                   |                   |     |          |   |   |   |   |   |   |   |   |   |    |   |   |   |   |   |   |   |   |   |   |                                                                                                                                                    |  |                         |                              |                 |
| 1                                                                                                                                                                                                                                                                                                                                                                                                                                                                                                                                                                                     | 2                         | 3                   | 4                               | 5                   | 6                | 7                         | 8                       |                    |                     |              |                |                    |          |              |       |       |       |        |        |        |        |        |        |                           |                         |   |   |   |   |   |   |   |   |   |   |   |   |   |   |   |   |                                                                                                                                                                                                                                                                                                                                                                                                                                                                                                                                                                                                                                                                                                                                                                                                                                                                                                                                                                                                                              |  |                  |  |  |  |  |  |  |  |  |  |  |  |  |  |  |     |     |     |     |     |     |     |     |     |     |     |     |     |     |     |                    |                        |           |            |                  |              |                     |                       |                    |                     |              |                |                    |          |              |   |   |   |   |   |   |   |   |   |    |    |    |    |    |    |   |   |   |   |   |   |   |   |   |   |   |   |   |   |   |                                                                                                                                                                                                                                                                                                                                                                                                                                                                                                                                                                                                                                                                                                                   |  |                  |  |  |  |  |  |  |  |  |  |     |    |    |    |    |    |    |    |    |    |           |                           |                     |                    |                     |               |                   |                   |     |          |   |   |   |   |   |   |   |   |   |    |   |   |   |   |   |   |   |   |   |   |                                                                                                                                                    |  |                         |                              |                 |
| +                                                                                                                                                                                                                                                                                                                                                                                                                                                                                                                                                                                     | +                         | +                   | +                               | +                   | +                | +                         | +                       |                    |                     |              |                |                    |          |              |       |       |       |        |        |        |        |        |        |                           |                         |   |   |   |   |   |   |   |   |   |   |   |   |   |   |   |   |                                                                                                                                                                                                                                                                                                                                                                                                                                                                                                                                                                                                                                                                                                                                                                                                                                                                                                                                                                                                                              |  |                  |  |  |  |  |  |  |  |  |  |  |  |  |  |  |     |     |     |     |     |     |     |     |     |     |     |     |     |     |     |                    |                        |           |            |                  |              |                     |                       |                    |                     |              |                |                    |          |              |   |   |   |   |   |   |   |   |   |    |    |    |    |    |    |   |   |   |   |   |   |   |   |   |   |   |   |   |   |   |                                                                                                                                                                                                                                                                                                                                                                                                                                                                                                                                                                                                                                                                                                                   |  |                  |  |  |  |  |  |  |  |  |  |     |    |    |    |    |    |    |    |    |    |           |                           |                     |                    |                     |               |                   |                   |     |          |   |   |   |   |   |   |   |   |   |    |   |   |   |   |   |   |   |   |   |   |                                                                                                                                                    |  |                         |                              |                 |
| connector 15 pin                                                                                                                                                                                                                                                                                                                                                                                                                                                                                                                                                                      |                           |                     |                                 |                     |                  |                           |                         |                    |                     |              |                |                    |          |              |       |       |       |        |        |        |        |        |        |                           |                         |   |   |   |   |   |   |   |   |   |   |   |   |   |   |   |   |                                                                                                                                                                                                                                                                                                                                                                                                                                                                                                                                                                                                                                                                                                                                                                                                                                                                                                                                                                                                                              |  |                  |  |  |  |  |  |  |  |  |  |  |  |  |  |  |     |     |     |     |     |     |     |     |     |     |     |     |     |     |     |                    |                        |           |            |                  |              |                     |                       |                    |                     |              |                |                    |          |              |   |   |   |   |   |   |   |   |   |    |    |    |    |    |    |   |   |   |   |   |   |   |   |   |   |   |   |   |   |   |                                                                                                                                                                                                                                                                                                                                                                                                                                                                                                                                                                                                                                                                                                                   |  |                  |  |  |  |  |  |  |  |  |  |     |    |    |    |    |    |    |    |    |    |           |                           |                     |                    |                     |               |                   |                   |     |          |   |   |   |   |   |   |   |   |   |    |   |   |   |   |   |   |   |   |   |   |                                                                                                                                                    |  |                         |                              |                 |
| OUT                                                                                                                                                                                                                                                                                                                                                                                                                                                                                                                                                                                   | OUT                       | OUT                 | OUT                             | OUT                 | OUT              | OUT                       | OUT                     | OUT                | OUT                 | OUT          | OUT            | OUT                | OUT      | OUT          |       |       |       |        |        |        |        |        |        |                           |                         |   |   |   |   |   |   |   |   |   |   |   |   |   |   |   |   |                                                                                                                                                                                                                                                                                                                                                                                                                                                                                                                                                                                                                                                                                                                                                                                                                                                                                                                                                                                                                              |  |                  |  |  |  |  |  |  |  |  |  |  |  |  |  |  |     |     |     |     |     |     |     |     |     |     |     |     |     |     |     |                    |                        |           |            |                  |              |                     |                       |                    |                     |              |                |                    |          |              |   |   |   |   |   |   |   |   |   |    |    |    |    |    |    |   |   |   |   |   |   |   |   |   |   |   |   |   |   |   |                                                                                                                                                                                                                                                                                                                                                                                                                                                                                                                                                                                                                                                                                                                   |  |                  |  |  |  |  |  |  |  |  |  |     |    |    |    |    |    |    |    |    |    |           |                           |                     |                    |                     |               |                   |                   |     |          |   |   |   |   |   |   |   |   |   |    |   |   |   |   |   |   |   |   |   |   |                                                                                                                                                    |  |                         |                              |                 |
| Driver door sensor                                                                                                                                                                                                                                                                                                                                                                                                                                                                                                                                                                    | Passengers door sensor    | Trunk lid           | Hood sense                      | Original alarm++    | Arming state     | Lock factory remote       | Unlock factory remote   | Any button pressed | Handbrake / Parking | Speed 10kmph | Engine running | Engine speed (RPM) | Ignition | Key inserted |       |       |       |        |        |        |        |        |        |                           |                         |   |   |   |   |   |   |   |   |   |   |   |   |   |   |   |   |                                                                                                                                                                                                                                                                                                                                                                                                                                                                                                                                                                                                                                                                                                                                                                                                                                                                                                                                                                                                                              |  |                  |  |  |  |  |  |  |  |  |  |  |  |  |  |  |     |     |     |     |     |     |     |     |     |     |     |     |     |     |     |                    |                        |           |            |                  |              |                     |                       |                    |                     |              |                |                    |          |              |   |   |   |   |   |   |   |   |   |    |    |    |    |    |    |   |   |   |   |   |   |   |   |   |   |   |   |   |   |   |                                                                                                                                                                                                                                                                                                                                                                                                                                                                                                                                                                                                                                                                                                                   |  |                  |  |  |  |  |  |  |  |  |  |     |    |    |    |    |    |    |    |    |    |           |                           |                     |                    |                     |               |                   |                   |     |          |   |   |   |   |   |   |   |   |   |    |   |   |   |   |   |   |   |   |   |   |                                                                                                                                                    |  |                         |                              |                 |
| 1                                                                                                                                                                                                                                                                                                                                                                                                                                                                                                                                                                                     | 2                         | 3                   | 4                               | 5                   | 6                | 7                         | 8                       | 9                  | 10                  | 11           | 12             | 13                 | 14       | 15           |       |       |       |        |        |        |        |        |        |                           |                         |   |   |   |   |   |   |   |   |   |   |   |   |   |   |   |   |                                                                                                                                                                                                                                                                                                                                                                                                                                                                                                                                                                                                                                                                                                                                                                                                                                                                                                                                                                                                                              |  |                  |  |  |  |  |  |  |  |  |  |  |  |  |  |  |     |     |     |     |     |     |     |     |     |     |     |     |     |     |     |                    |                        |           |            |                  |              |                     |                       |                    |                     |              |                |                    |          |              |   |   |   |   |   |   |   |   |   |    |    |    |    |    |    |   |   |   |   |   |   |   |   |   |   |   |   |   |   |   |                                                                                                                                                                                                                                                                                                                                                                                                                                                                                                                                                                                                                                                                                                                   |  |                  |  |  |  |  |  |  |  |  |  |     |    |    |    |    |    |    |    |    |    |           |                           |                     |                    |                     |               |                   |                   |     |          |   |   |   |   |   |   |   |   |   |    |   |   |   |   |   |   |   |   |   |   |                                                                                                                                                    |  |                         |                              |                 |
| +                                                                                                                                                                                                                                                                                                                                                                                                                                                                                                                                                                                     | +                         | +                   | +                               | +                   | +                | +                         | +                       | +                  | +                   | +            | +              | +                  | +        | +            |       |       |       |        |        |        |        |        |        |                           |                         |   |   |   |   |   |   |   |   |   |   |   |   |   |   |   |   |                                                                                                                                                                                                                                                                                                                                                                                                                                                                                                                                                                                                                                                                                                                                                                                                                                                                                                                                                                                                                              |  |                  |  |  |  |  |  |  |  |  |  |  |  |  |  |  |     |     |     |     |     |     |     |     |     |     |     |     |     |     |     |                    |                        |           |            |                  |              |                     |                       |                    |                     |              |                |                    |          |              |   |   |   |   |   |   |   |   |   |    |    |    |    |    |    |   |   |   |   |   |   |   |   |   |   |   |   |   |   |   |                                                                                                                                                                                                                                                                                                                                                                                                                                                                                                                                                                                                                                                                                                                   |  |                  |  |  |  |  |  |  |  |  |  |     |    |    |    |    |    |    |    |    |    |           |                           |                     |                    |                     |               |                   |                   |     |          |   |   |   |   |   |   |   |   |   |    |   |   |   |   |   |   |   |   |   |   |                                                                                                                                                    |  |                         |                              |                 |
| connector 10 pin                                                                                                                                                                                                                                                                                                                                                                                                                                                                                                                                                                      |                           |                     |                                 |                     |                  |                           |                         |                    |                     |              |                |                    |          |              |       |       |       |        |        |        |        |        |        |                           |                         |   |   |   |   |   |   |   |   |   |   |   |   |   |   |   |   |                                                                                                                                                                                                                                                                                                                                                                                                                                                                                                                                                                                                                                                                                                                                                                                                                                                                                                                                                                                                                              |  |                  |  |  |  |  |  |  |  |  |  |  |  |  |  |  |     |     |     |     |     |     |     |     |     |     |     |     |     |     |     |                    |                        |           |            |                  |              |                     |                       |                    |                     |              |                |                    |          |              |   |   |   |   |   |   |   |   |   |    |    |    |    |    |    |   |   |   |   |   |   |   |   |   |   |   |   |   |   |   |                                                                                                                                                                                                                                                                                                                                                                                                                                                                                                                                                                                                                                                                                                                   |  |                  |  |  |  |  |  |  |  |  |  |     |    |    |    |    |    |    |    |    |    |           |                           |                     |                    |                     |               |                   |                   |     |          |   |   |   |   |   |   |   |   |   |    |   |   |   |   |   |   |   |   |   |   |                                                                                                                                                    |  |                         |                              |                 |
| OUT                                                                                                                                                                                                                                                                                                                                                                                                                                                                                                                                                                                   | IN                        | IN                  | IN                              | IN                  | IN               | IN                        | IN                      | IN                 | IN                  |              |                |                    |          |              |       |       |       |        |        |        |        |        |        |                           |                         |   |   |   |   |   |   |   |   |   |   |   |   |   |   |   |   |                                                                                                                                                                                                                                                                                                                                                                                                                                                                                                                                                                                                                                                                                                                                                                                                                                                                                                                                                                                                                              |  |                  |  |  |  |  |  |  |  |  |  |  |  |  |  |  |     |     |     |     |     |     |     |     |     |     |     |     |     |     |     |                    |                        |           |            |                  |              |                     |                       |                    |                     |              |                |                    |          |              |   |   |   |   |   |   |   |   |   |    |    |    |    |    |    |   |   |   |   |   |   |   |   |   |   |   |   |   |   |   |                                                                                                                                                                                                                                                                                                                                                                                                                                                                                                                                                                                                                                                                                                                   |  |                  |  |  |  |  |  |  |  |  |  |     |    |    |    |    |    |    |    |    |    |           |                           |                     |                    |                     |               |                   |                   |     |          |   |   |   |   |   |   |   |   |   |    |   |   |   |   |   |   |   |   |   |   |                                                                                                                                                    |  |                         |                              |                 |
| Footbrake                                                                                                                                                                                                                                                                                                                                                                                                                                                                                                                                                                             | Drivers door opening sim. | Turn off the engine | Turn on the engine              | Turn signal control | Trunk release    | Opening all doors         | Closing all doors       | GND                | PWR +12V            |              |                |                    |          |              |       |       |       |        |        |        |        |        |        |                           |                         |   |   |   |   |   |   |   |   |   |   |   |   |   |   |   |   |                                                                                                                                                                                                                                                                                                                                                                                                                                                                                                                                                                                                                                                                                                                                                                                                                                                                                                                                                                                                                              |  |                  |  |  |  |  |  |  |  |  |  |  |  |  |  |  |     |     |     |     |     |     |     |     |     |     |     |     |     |     |     |                    |                        |           |            |                  |              |                     |                       |                    |                     |              |                |                    |          |              |   |   |   |   |   |   |   |   |   |    |    |    |    |    |    |   |   |   |   |   |   |   |   |   |   |   |   |   |   |   |                                                                                                                                                                                                                                                                                                                                                                                                                                                                                                                                                                                                                                                                                                                   |  |                  |  |  |  |  |  |  |  |  |  |     |    |    |    |    |    |    |    |    |    |           |                           |                     |                    |                     |               |                   |                   |     |          |   |   |   |   |   |   |   |   |   |    |   |   |   |   |   |   |   |   |   |   |                                                                                                                                                    |  |                         |                              |                 |
| 1                                                                                                                                                                                                                                                                                                                                                                                                                                                                                                                                                                                     | 2                         | 3                   | 4                               | 5                   | 6                | 7                         | 8                       | 9                  | 10                  |              |                |                    |          |              |       |       |       |        |        |        |        |        |        |                           |                         |   |   |   |   |   |   |   |   |   |   |   |   |   |   |   |   |                                                                                                                                                                                                                                                                                                                                                                                                                                                                                                                                                                                                                                                                                                                                                                                                                                                                                                                                                                                                                              |  |                  |  |  |  |  |  |  |  |  |  |  |  |  |  |  |     |     |     |     |     |     |     |     |     |     |     |     |     |     |     |                    |                        |           |            |                  |              |                     |                       |                    |                     |              |                |                    |          |              |   |   |   |   |   |   |   |   |   |    |    |    |    |    |    |   |   |   |   |   |   |   |   |   |   |   |   |   |   |   |                                                                                                                                                                                                                                                                                                                                                                                                                                                                                                                                                                                                                                                                                                                   |  |                  |  |  |  |  |  |  |  |  |  |     |    |    |    |    |    |    |    |    |    |           |                           |                     |                    |                     |               |                   |                   |     |          |   |   |   |   |   |   |   |   |   |    |   |   |   |   |   |   |   |   |   |   |                                                                                                                                                    |  |                         |                              |                 |
| +                                                                                                                                                                                                                                                                                                                                                                                                                                                                                                                                                                                     | +                         | +                   | +                               | +                   | +                | +                         | +                       | +                  | +                   |              |                |                    |          |              |       |       |       |        |        |        |        |        |        |                           |                         |   |   |   |   |   |   |   |   |   |   |   |   |   |   |   |   |                                                                                                                                                                                                                                                                                                                                                                                                                                                                                                                                                                                                                                                                                                                                                                                                                                                                                                                                                                                                                              |  |                  |  |  |  |  |  |  |  |  |  |  |  |  |  |  |     |     |     |     |     |     |     |     |     |     |     |     |     |     |     |                    |                        |           |            |                  |              |                     |                       |                    |                     |              |                |                    |          |              |   |   |   |   |   |   |   |   |   |    |    |    |    |    |    |   |   |   |   |   |   |   |   |   |   |   |   |   |   |   |                                                                                                                                                                                                                                                                                                                                                                                                                                                                                                                                                                                                                                                                                                                   |  |                  |  |  |  |  |  |  |  |  |  |     |    |    |    |    |    |    |    |    |    |           |                           |                     |                    |                     |               |                   |                   |     |          |   |   |   |   |   |   |   |   |   |    |   |   |   |   |   |   |   |   |   |   |                                                                                                                                                    |  |                         |                              |                 |
| Contr. of factory alarm                                                                                                                                                                                                                                                                                                                                                                                                                                                                                                                                                               |                           |                     |                                 |                     |                  |                           |                         |                    |                     |              |                |                    |          |              |       |       |       |        |        |        |        |        |        |                           |                         |   |   |   |   |   |   |   |   |   |   |   |   |   |   |   |   |                                                                                                                                                                                                                                                                                                                                                                                                                                                                                                                                                                                                                                                                                                                                                                                                                                                                                                                                                                                                                              |  |                  |  |  |  |  |  |  |  |  |  |  |  |  |  |  |     |     |     |     |     |     |     |     |     |     |     |     |     |     |     |                    |                        |           |            |                  |              |                     |                       |                    |                     |              |                |                    |          |              |   |   |   |   |   |   |   |   |   |    |    |    |    |    |    |   |   |   |   |   |   |   |   |   |   |   |   |   |   |   |                                                                                                                                                                                                                                                                                                                                                                                                                                                                                                                                                                                                                                                                                                                   |  |                  |  |  |  |  |  |  |  |  |  |     |    |    |    |    |    |    |    |    |    |           |                           |                     |                    |                     |               |                   |                   |     |          |   |   |   |   |   |   |   |   |   |    |   |   |   |   |   |   |   |   |   |   |                                                                                                                                                    |  |                         |                              |                 |
| Contr.c.lock, when ign.is on                                                                                                                                                                                                                                                                                                                                                                                                                                                                                                                                                          |                           |                     |                                 |                     |                  |                           |                         |                    |                     |              |                |                    |          |              |       |       |       |        |        |        |        |        |        |                           |                         |   |   |   |   |   |   |   |   |   |   |   |   |   |   |   |   |                                                                                                                                                                                                                                                                                                                                                                                                                                                                                                                                                                                                                                                                                                                                                                                                                                                                                                                                                                                                                              |  |                  |  |  |  |  |  |  |  |  |  |  |  |  |  |  |     |     |     |     |     |     |     |     |     |     |     |     |     |     |     |                    |                        |           |            |                  |              |                     |                       |                    |                     |              |                |                    |          |              |   |   |   |   |   |   |   |   |   |    |    |    |    |    |    |   |   |   |   |   |   |   |   |   |   |   |   |   |   |   |                                                                                                                                                                                                                                                                                                                                                                                                                                                                                                                                                                                                                                                                                                                   |  |                  |  |  |  |  |  |  |  |  |  |     |    |    |    |    |    |    |    |    |    |           |                           |                     |                    |                     |               |                   |                   |     |          |   |   |   |   |   |   |   |   |   |    |   |   |   |   |   |   |   |   |   |   |                                                                                                                                                    |  |                         |                              |                 |
| Comfort closure                                                                                                                                                                                                                                                                                                                                                                                                                                                                                                                                                                       |                           |                     |                                 |                     |                  |                           |                         |                    |                     |              |                |                    |          |              |       |       |       |        |        |        |        |        |        |                           |                         |   |   |   |   |   |   |   |   |   |   |   |   |   |   |   |   |                                                                                                                                                                                                                                                                                                                                                                                                                                                                                                                                                                                                                                                                                                                                                                                                                                                                                                                                                                                                                              |  |                  |  |  |  |  |  |  |  |  |  |  |  |  |  |  |     |     |     |     |     |     |     |     |     |     |     |     |     |     |     |                    |                        |           |            |                  |              |                     |                       |                    |                     |              |                |                    |          |              |   |   |   |   |   |   |   |   |   |    |    |    |    |    |    |   |   |   |   |   |   |   |   |   |   |   |   |   |   |   |                                                                                                                                                                                                                                                                                                                                                                                                                                                                                                                                                                                                                                                                                                                   |  |                  |  |  |  |  |  |  |  |  |  |     |    |    |    |    |    |    |    |    |    |           |                           |                     |                    |                     |               |                   |                   |     |          |   |   |   |   |   |   |   |   |   |    |   |   |   |   |   |   |   |   |   |   |                                                                                                                                                    |  |                         |                              |                 |
| Attention:                                                                                                                                                                                                                                                                                                                                                                                                                                                                                                                                                                            |                           |                     |                                 |                     |                  |                           |                         |                    |                     |              |                |                    |          |              |       |       |       |        |        |        |        |        |        |                           |                         |   |   |   |   |   |   |   |   |   |   |   |   |   |   |   |   |                                                                                                                                                                                                                                                                                                                                                                                                                                                                                                                                                                                                                                                                                                                                                                                                                                                                                                                                                                                                                              |  |                  |  |  |  |  |  |  |  |  |  |  |  |  |  |  |     |     |     |     |     |     |     |     |     |     |     |     |     |     |     |                    |                        |           |            |                  |              |                     |                       |                    |                     |              |                |                    |          |              |   |   |   |   |   |   |   |   |   |    |    |    |    |    |    |   |   |   |   |   |   |   |   |   |   |   |   |   |   |   |                                                                                                                                                                                                                                                                                                                                                                                                                                                                                                                                                                                                                                                                                                                   |  |                  |  |  |  |  |  |  |  |  |  |     |    |    |    |    |    |    |    |    |    |           |                           |                     |                    |                     |               |                   |                   |     |          |   |   |   |   |   |   |   |   |   |    |   |   |   |   |   |   |   |   |   |   |                                                                                                                                                    |  |                         |                              |                 |
| <p>Switches </p>                                                                                                                                                                                                                                                                                                                                                                                                                                                                                      |                           |                     |                                 |                     |                  |                           |                         |                    |                     |              |                |                    |          |              |       |       |       |        |        |        |        |        |        |                           |                         |   |   |   |   |   |   |   |   |   |   |   |   |   |   |   |   |                                                                                                                                                                                                                                                                                                                                                                                                                                                                                                                                                                                                                                                                                                                                                                                                                                                                                                                                                                                                                              |  |                  |  |  |  |  |  |  |  |  |  |  |  |  |  |  |     |     |     |     |     |     |     |     |     |     |     |     |     |     |     |                    |                        |           |            |                  |              |                     |                       |                    |                     |              |                |                    |          |              |   |   |   |   |   |   |   |   |   |    |    |    |    |    |    |   |   |   |   |   |   |   |   |   |   |   |   |   |   |   |                                                                                                                                                                                                                                                                                                                                                                                                                                                                                                                                                                                                                                                                                                                   |  |                  |  |  |  |  |  |  |  |  |  |     |    |    |    |    |    |    |    |    |    |           |                           |                     |                    |                     |               |                   |                   |     |          |   |   |   |   |   |   |   |   |   |    |   |   |   |   |   |   |   |   |   |   |                                                                                                                                                    |  |                         |                              |                 |
| MERCEDES GLC (253) (Coupe)                                                                                                                                                                                                                                                                                                                                                                                                                                                                                                                                                            |                           | year: 2020 →        | with and without Keyless System | program No: 12881   | from: 2021-08-25 |                           |                         |                    |                     |              |                |                    |          |              |       |       |       |        |        |        |        |        |        |                           |                         |   |   |   |   |   |   |   |   |   |   |   |   |   |   |   |   |                                                                                                                                                                                                                                                                                                                                                                                                                                                                                                                                                                                                                                                                                                                                                                                                                                                                                                                                                                                                                              |  |                  |  |  |  |  |  |  |  |  |  |  |  |  |  |  |     |     |     |     |     |     |     |     |     |     |     |     |     |     |     |                    |                        |           |            |                  |              |                     |                       |                    |                     |              |                |                    |          |              |   |   |   |   |   |   |   |   |   |    |    |    |    |    |    |   |   |   |   |   |   |   |   |   |   |   |   |   |   |   |                                                                                                                                                                                                                                                                                                                                                                                                                                                                                                                                                                                                                                                                                                                   |  |                  |  |  |  |  |  |  |  |  |  |     |    |    |    |    |    |    |    |    |    |           |                           |                     |                    |                     |               |                   |                   |     |          |   |   |   |   |   |   |   |   |   |    |   |   |   |   |   |   |   |   |   |   |                                                                                                                                                    |  |                         |                              |                 |
| <table border="1"><thead><tr><th colspan="8">connector 8 pin</th></tr><tr><th>CAN H</th><th>CAN L</th><th>CAN H</th><th>CAN L</th><th>CAN H</th><th>CAN L</th><th>OUT +</th><th>OUT -</th></tr></thead><tbody><tr><td>CAN1-H</td><td>CAN1-L</td><td>CAN2-H</td><td>CAN2-L</td><td>CAN3-H</td><td>CAN3-L</td><td>Alternative blink control</td><td>Alt. contr. centr. lock</td></tr><tr><td>1</td><td>2</td><td>3</td><td>4</td><td>5</td><td>6</td><td>7</td><td>8</td></tr><tr><td>+</td><td>+</td><td>+</td><td>+</td><td>+</td><td>+</td><td>+</td><td>+</td></tr></tbody></table> |                           | connector 8 pin     |                                 |                     |                  |                           |                         |                    |                     | CAN H        | CAN L          | CAN H              | CAN L    | CAN H        | CAN L | OUT + | OUT - | CAN1-H | CAN1-L | CAN2-H | CAN2-L | CAN3-H | CAN3-L | Alternative blink control | Alt. contr. centr. lock | 1 | 2 | 3 | 4 | 5 | 6 | 7 | 8 | + | + | + | + | + | + | + | + | <table border="1"><thead><tr><th colspan="15">connector 15 pin</th></tr><tr><th>OUT</th><th>OUT</th><th>OUT</th><th>OUT</th><th>OUT</th><th>OUT</th><th>OUT</th><th>OUT</th><th>OUT</th><th>OUT</th><th>OUT</th><th>OUT</th><th>OUT</th><th>OUT</th><th>OUT</th></tr></thead><tbody><tr><td>Driver door sensor</td><td>Passengers door sensor</td><td>Trunk lid</td><td>Hood sense</td><td>Original alarm++</td><td>Arming state</td><td>Lock factory remote</td><td>Unlock factory remote</td><td>Any button pressed</td><td>Handbrake / Parking</td><td>Speed 10kmph</td><td>Engine running</td><td>Engine speed (RPM)</td><td>Ignition</td><td>Key inserted</td></tr><tr><td>1</td><td>2</td><td>3</td><td>4</td><td>5</td><td>6</td><td>7</td><td>8</td><td>9</td><td>10</td><td>11</td><td>12</td><td>13</td><td>14</td><td>15</td></tr><tr><td>+</td><td>+</td><td>+</td><td>+</td><td>+</td><td>+</td><td>+</td><td>+</td><td>+</td><td>+</td><td>+</td><td>+</td><td>+</td><td>+</td><td>+</td></tr></tbody></table> |  | connector 15 pin |  |  |  |  |  |  |  |  |  |  |  |  |  |  | OUT | OUT | OUT | OUT | OUT | OUT | OUT | OUT | OUT | OUT | OUT | OUT | OUT | OUT | OUT | Driver door sensor | Passengers door sensor | Trunk lid | Hood sense | Original alarm++ | Arming state | Lock factory remote | Unlock factory remote | Any button pressed | Handbrake / Parking | Speed 10kmph | Engine running | Engine speed (RPM) | Ignition | Key inserted | 1 | 2 | 3 | 4 | 5 | 6 | 7 | 8 | 9 | 10 | 11 | 12 | 13 | 14 | 15 | + | + | + | + | + | + | + | + | + | + | + | + | + | + | + | <table border="1"><thead><tr><th colspan="10">connector 10 pin</th></tr><tr><th>OUT</th><th>IN</th><th>IN</th><th>IN</th><th>IN</th><th>IN</th><th>IN</th><th>IN</th><th>IN</th><th>IN</th></tr></thead><tbody><tr><td>Footbrake</td><td>Drivers door opening sim.</td><td>Turn off the engine</td><td>Turn on the engine</td><td>Turn signal control</td><td>Trunk release</td><td>Opening all doors</td><td>Closing all doors</td><td>GND</td><td>PWR +12V</td></tr><tr><td>1</td><td>2</td><td>3</td><td>4</td><td>5</td><td>6</td><td>7</td><td>8</td><td>9</td><td>10</td></tr><tr><td>+</td><td>+</td><td>+</td><td>+</td><td>+</td><td>+</td><td>+</td><td>+</td><td>+</td><td>+</td></tr></tbody></table> |  | connector 10 pin |  |  |  |  |  |  |  |  |  | OUT | IN | IN | IN | IN | IN | IN | IN | IN | IN | Footbrake | Drivers door opening sim. | Turn off the engine | Turn on the engine | Turn signal control | Trunk release | Opening all doors | Closing all doors | GND | PWR +12V | 1 | 2 | 3 | 4 | 5 | 6 | 7 | 8 | 9 | 10 | + | + | + | + | + | + | + | + | + | + | <table border="1"><tr><td>Contr. of factory alarm</td></tr><tr><td>Contr.c.lock, when ign.is on</td></tr><tr><td>Comfort closure</td></tr></table> |  | Contr. of factory alarm | Contr.c.lock, when ign.is on | Comfort closure |
| connector 8 pin                                                                                                                                                                                                                                                                                                                                                                                                                                                                                                                                                                       |                           |                     |                                 |                     |                  |                           |                         |                    |                     |              |                |                    |          |              |       |       |       |        |        |        |        |        |        |                           |                         |   |   |   |   |   |   |   |   |   |   |   |   |   |   |   |   |                                                                                                                                                                                                                                                                                                                                                                                                                                                                                                                                                                                                                                                                                                                                                                                                                                                                                                                                                                                                                              |  |                  |  |  |  |  |  |  |  |  |  |  |  |  |  |  |     |     |     |     |     |     |     |     |     |     |     |     |     |     |     |                    |                        |           |            |                  |              |                     |                       |                    |                     |              |                |                    |          |              |   |   |   |   |   |   |   |   |   |    |    |    |    |    |    |   |   |   |   |   |   |   |   |   |   |   |   |   |   |   |                                                                                                                                                                                                                                                                                                                                                                                                                                                                                                                                                                                                                                                                                                                   |  |                  |  |  |  |  |  |  |  |  |  |     |    |    |    |    |    |    |    |    |    |           |                           |                     |                    |                     |               |                   |                   |     |          |   |   |   |   |   |   |   |   |   |    |   |   |   |   |   |   |   |   |   |   |                                                                                                                                                    |  |                         |                              |                 |
| CAN H                                                                                                                                                                                                                                                                                                                                                                                                                                                                                                                                                                                 | CAN L                     | CAN H               | CAN L                           | CAN H               | CAN L            | OUT +                     | OUT -                   |                    |                     |              |                |                    |          |              |       |       |       |        |        |        |        |        |        |                           |                         |   |   |   |   |   |   |   |   |   |   |   |   |   |   |   |   |                                                                                                                                                                                                                                                                                                                                                                                                                                                                                                                                                                                                                                                                                                                                                                                                                                                                                                                                                                                                                              |  |                  |  |  |  |  |  |  |  |  |  |  |  |  |  |  |     |     |     |     |     |     |     |     |     |     |     |     |     |     |     |                    |                        |           |            |                  |              |                     |                       |                    |                     |              |                |                    |          |              |   |   |   |   |   |   |   |   |   |    |    |    |    |    |    |   |   |   |   |   |   |   |   |   |   |   |   |   |   |   |                                                                                                                                                                                                                                                                                                                                                                                                                                                                                                                                                                                                                                                                                                                   |  |                  |  |  |  |  |  |  |  |  |  |     |    |    |    |    |    |    |    |    |    |           |                           |                     |                    |                     |               |                   |                   |     |          |   |   |   |   |   |   |   |   |   |    |   |   |   |   |   |   |   |   |   |   |                                                                                                                                                    |  |                         |                              |                 |
| CAN1-H                                                                                                                                                                                                                                                                                                                                                                                                                                                                                                                                                                                | CAN1-L                    | CAN2-H              | CAN2-L                          | CAN3-H              | CAN3-L           | Alternative blink control | Alt. contr. centr. lock |                    |                     |              |                |                    |          |              |       |       |       |        |        |        |        |        |        |                           |                         |   |   |   |   |   |   |   |   |   |   |   |   |   |   |   |   |                                                                                                                                                                                                                                                                                                                                                                                                                                                                                                                                                                                                                                                                                                                                                                                                                                                                                                                                                                                                                              |  |                  |  |  |  |  |  |  |  |  |  |  |  |  |  |  |     |     |     |     |     |     |     |     |     |     |     |     |     |     |     |                    |                        |           |            |                  |              |                     |                       |                    |                     |              |                |                    |          |              |   |   |   |   |   |   |   |   |   |    |    |    |    |    |    |   |   |   |   |   |   |   |   |   |   |   |   |   |   |   |                                                                                                                                                                                                                                                                                                                                                                                                                                                                                                                                                                                                                                                                                                                   |  |                  |  |  |  |  |  |  |  |  |  |     |    |    |    |    |    |    |    |    |    |           |                           |                     |                    |                     |               |                   |                   |     |          |   |   |   |   |   |   |   |   |   |    |   |   |   |   |   |   |   |   |   |   |                                                                                                                                                    |  |                         |                              |                 |
| 1                                                                                                                                                                                                                                                                                                                                                                                                                                                                                                                                                                                     | 2                         | 3                   | 4                               | 5                   | 6                | 7                         | 8                       |                    |                     |              |                |                    |          |              |       |       |       |        |        |        |        |        |        |                           |                         |   |   |   |   |   |   |   |   |   |   |   |   |   |   |   |   |                                                                                                                                                                                                                                                                                                                                                                                                                                                                                                                                                                                                                                                                                                                                                                                                                                                                                                                                                                                                                              |  |                  |  |  |  |  |  |  |  |  |  |  |  |  |  |  |     |     |     |     |     |     |     |     |     |     |     |     |     |     |     |                    |                        |           |            |                  |              |                     |                       |                    |                     |              |                |                    |          |              |   |   |   |   |   |   |   |   |   |    |    |    |    |    |    |   |   |   |   |   |   |   |   |   |   |   |   |   |   |   |                                                                                                                                                                                                                                                                                                                                                                                                                                                                                                                                                                                                                                                                                                                   |  |                  |  |  |  |  |  |  |  |  |  |     |    |    |    |    |    |    |    |    |    |           |                           |                     |                    |                     |               |                   |                   |     |          |   |   |   |   |   |   |   |   |   |    |   |   |   |   |   |   |   |   |   |   |                                                                                                                                                    |  |                         |                              |                 |
| +                                                                                                                                                                                                                                                                                                                                                                                                                                                                                                                                                                                     | +                         | +                   | +                               | +                   | +                | +                         | +                       |                    |                     |              |                |                    |          |              |       |       |       |        |        |        |        |        |        |                           |                         |   |   |   |   |   |   |   |   |   |   |   |   |   |   |   |   |                                                                                                                                                                                                                                                                                                                                                                                                                                                                                                                                                                                                                                                                                                                                                                                                                                                                                                                                                                                                                              |  |                  |  |  |  |  |  |  |  |  |  |  |  |  |  |  |     |     |     |     |     |     |     |     |     |     |     |     |     |     |     |                    |                        |           |            |                  |              |                     |                       |                    |                     |              |                |                    |          |              |   |   |   |   |   |   |   |   |   |    |    |    |    |    |    |   |   |   |   |   |   |   |   |   |   |   |   |   |   |   |                                                                                                                                                                                                                                                                                                                                                                                                                                                                                                                                                                                                                                                                                                                   |  |                  |  |  |  |  |  |  |  |  |  |     |    |    |    |    |    |    |    |    |    |           |                           |                     |                    |                     |               |                   |                   |     |          |   |   |   |   |   |   |   |   |   |    |   |   |   |   |   |   |   |   |   |   |                                                                                                                                                    |  |                         |                              |                 |
| connector 15 pin                                                                                                                                                                                                                                                                                                                                                                                                                                                                                                                                                                      |                           |                     |                                 |                     |                  |                           |                         |                    |                     |              |                |                    |          |              |       |       |       |        |        |        |        |        |        |                           |                         |   |   |   |   |   |   |   |   |   |   |   |   |   |   |   |   |                                                                                                                                                                                                                                                                                                                                                                                                                                                                                                                                                                                                                                                                                                                                                                                                                                                                                                                                                                                                                              |  |                  |  |  |  |  |  |  |  |  |  |  |  |  |  |  |     |     |     |     |     |     |     |     |     |     |     |     |     |     |     |                    |                        |           |            |                  |              |                     |                       |                    |                     |              |                |                    |          |              |   |   |   |   |   |   |   |   |   |    |    |    |    |    |    |   |   |   |   |   |   |   |   |   |   |   |   |   |   |   |                                                                                                                                                                                                                                                                                                                                                                                                                                                                                                                                                                                                                                                                                                                   |  |                  |  |  |  |  |  |  |  |  |  |     |    |    |    |    |    |    |    |    |    |           |                           |                     |                    |                     |               |                   |                   |     |          |   |   |   |   |   |   |   |   |   |    |   |   |   |   |   |   |   |   |   |   |                                                                                                                                                    |  |                         |                              |                 |
| OUT                                                                                                                                                                                                                                                                                                                                                                                                                                                                                                                                                                                   | OUT                       | OUT                 | OUT                             | OUT                 | OUT              | OUT                       | OUT                     | OUT                | OUT                 | OUT          | OUT            | OUT                | OUT      | OUT          |       |       |       |        |        |        |        |        |        |                           |                         |   |   |   |   |   |   |   |   |   |   |   |   |   |   |   |   |                                                                                                                                                                                                                                                                                                                                                                                                                                                                                                                                                                                                                                                                                                                                                                                                                                                                                                                                                                                                                              |  |                  |  |  |  |  |  |  |  |  |  |  |  |  |  |  |     |     |     |     |     |     |     |     |     |     |     |     |     |     |     |                    |                        |           |            |                  |              |                     |                       |                    |                     |              |                |                    |          |              |   |   |   |   |   |   |   |   |   |    |    |    |    |    |    |   |   |   |   |   |   |   |   |   |   |   |   |   |   |   |                                                                                                                                                                                                                                                                                                                                                                                                                                                                                                                                                                                                                                                                                                                   |  |                  |  |  |  |  |  |  |  |  |  |     |    |    |    |    |    |    |    |    |    |           |                           |                     |                    |                     |               |                   |                   |     |          |   |   |   |   |   |   |   |   |   |    |   |   |   |   |   |   |   |   |   |   |                                                                                                                                                    |  |                         |                              |                 |
| Driver door sensor                                                                                                                                                                                                                                                                                                                                                                                                                                                                                                                                                                    | Passengers door sensor    | Trunk lid           | Hood sense                      | Original alarm++    | Arming state     | Lock factory remote       | Unlock factory remote   | Any button pressed | Handbrake / Parking | Speed 10kmph | Engine running | Engine speed (RPM) | Ignition | Key inserted |       |       |       |        |        |        |        |        |        |                           |                         |   |   |   |   |   |   |   |   |   |   |   |   |   |   |   |   |                                                                                                                                                                                                                                                                                                                                                                                                                                                                                                                                                                                                                                                                                                                                                                                                                                                                                                                                                                                                                              |  |                  |  |  |  |  |  |  |  |  |  |  |  |  |  |  |     |     |     |     |     |     |     |     |     |     |     |     |     |     |     |                    |                        |           |            |                  |              |                     |                       |                    |                     |              |                |                    |          |              |   |   |   |   |   |   |   |   |   |    |    |    |    |    |    |   |   |   |   |   |   |   |   |   |   |   |   |   |   |   |                                                                                                                                                                                                                                                                                                                                                                                                                                                                                                                                                                                                                                                                                                                   |  |                  |  |  |  |  |  |  |  |  |  |     |    |    |    |    |    |    |    |    |    |           |                           |                     |                    |                     |               |                   |                   |     |          |   |   |   |   |   |   |   |   |   |    |   |   |   |   |   |   |   |   |   |   |                                                                                                                                                    |  |                         |                              |                 |
| 1                                                                                                                                                                                                                                                                                                                                                                                                                                                                                                                                                                                     | 2                         | 3                   | 4                               | 5                   | 6                | 7                         | 8                       | 9                  | 10                  | 11           | 12             | 13                 | 14       | 15           |       |       |       |        |        |        |        |        |        |                           |                         |   |   |   |   |   |   |   |   |   |   |   |   |   |   |   |   |                                                                                                                                                                                                                                                                                                                                                                                                                                                                                                                                                                                                                                                                                                                                                                                                                                                                                                                                                                                                                              |  |                  |  |  |  |  |  |  |  |  |  |  |  |  |  |  |     |     |     |     |     |     |     |     |     |     |     |     |     |     |     |                    |                        |           |            |                  |              |                     |                       |                    |                     |              |                |                    |          |              |   |   |   |   |   |   |   |   |   |    |    |    |    |    |    |   |   |   |   |   |   |   |   |   |   |   |   |   |   |   |                                                                                                                                                                                                                                                                                                                                                                                                                                                                                                                                                                                                                                                                                                                   |  |                  |  |  |  |  |  |  |  |  |  |     |    |    |    |    |    |    |    |    |    |           |                           |                     |                    |                     |               |                   |                   |     |          |   |   |   |   |   |   |   |   |   |    |   |   |   |   |   |   |   |   |   |   |                                                                                                                                                    |  |                         |                              |                 |
| +                                                                                                                                                                                                                                                                                                                                                                                                                                                                                                                                                                                     | +                         | +                   | +                               | +                   | +                | +                         | +                       | +                  | +                   | +            | +              | +                  | +        | +            |       |       |       |        |        |        |        |        |        |                           |                         |   |   |   |   |   |   |   |   |   |   |   |   |   |   |   |   |                                                                                                                                                                                                                                                                                                                                                                                                                                                                                                                                                                                                                                                                                                                                                                                                                                                                                                                                                                                                                              |  |                  |  |  |  |  |  |  |  |  |  |  |  |  |  |  |     |     |     |     |     |     |     |     |     |     |     |     |     |     |     |                    |                        |           |            |                  |              |                     |                       |                    |                     |              |                |                    |          |              |   |   |   |   |   |   |   |   |   |    |    |    |    |    |    |   |   |   |   |   |   |   |   |   |   |   |   |   |   |   |                                                                                                                                                                                                                                                                                                                                                                                                                                                                                                                                                                                                                                                                                                                   |  |                  |  |  |  |  |  |  |  |  |  |     |    |    |    |    |    |    |    |    |    |           |                           |                     |                    |                     |               |                   |                   |     |          |   |   |   |   |   |   |   |   |   |    |   |   |   |   |   |   |   |   |   |   |                                                                                                                                                    |  |                         |                              |                 |
| connector 10 pin                                                                                                                                                                                                                                                                                                                                                                                                                                                                                                                                                                      |                           |                     |                                 |                     |                  |                           |                         |                    |                     |              |                |                    |          |              |       |       |       |        |        |        |        |        |        |                           |                         |   |   |   |   |   |   |   |   |   |   |   |   |   |   |   |   |                                                                                                                                                                                                                                                                                                                                                                                                                                                                                                                                                                                                                                                                                                                                                                                                                                                                                                                                                                                                                              |  |                  |  |  |  |  |  |  |  |  |  |  |  |  |  |  |     |     |     |     |     |     |     |     |     |     |     |     |     |     |     |                    |                        |           |            |                  |              |                     |                       |                    |                     |              |                |                    |          |              |   |   |   |   |   |   |   |   |   |    |    |    |    |    |    |   |   |   |   |   |   |   |   |   |   |   |   |   |   |   |                                                                                                                                                                                                                                                                                                                                                                                                                                                                                                                                                                                                                                                                                                                   |  |                  |  |  |  |  |  |  |  |  |  |     |    |    |    |    |    |    |    |    |    |           |                           |                     |                    |                     |               |                   |                   |     |          |   |   |   |   |   |   |   |   |   |    |   |   |   |   |   |   |   |   |   |   |                                                                                                                                                    |  |                         |                              |                 |
| OUT                                                                                                                                                                                                                                                                                                                                                                                                                                                                                                                                                                                   | IN                        | IN                  | IN                              | IN                  | IN               | IN                        | IN                      | IN                 | IN                  |              |                |                    |          |              |       |       |       |        |        |        |        |        |        |                           |                         |   |   |   |   |   |   |   |   |   |   |   |   |   |   |   |   |                                                                                                                                                                                                                                                                                                                                                                                                                                                                                                                                                                                                                                                                                                                                                                                                                                                                                                                                                                                                                              |  |                  |  |  |  |  |  |  |  |  |  |  |  |  |  |  |     |     |     |     |     |     |     |     |     |     |     |     |     |     |     |                    |                        |           |            |                  |              |                     |                       |                    |                     |              |                |                    |          |              |   |   |   |   |   |   |   |   |   |    |    |    |    |    |    |   |   |   |   |   |   |   |   |   |   |   |   |   |   |   |                                                                                                                                                                                                                                                                                                                                                                                                                                                                                                                                                                                                                                                                                                                   |  |                  |  |  |  |  |  |  |  |  |  |     |    |    |    |    |    |    |    |    |    |           |                           |                     |                    |                     |               |                   |                   |     |          |   |   |   |   |   |   |   |   |   |    |   |   |   |   |   |   |   |   |   |   |                                                                                                                                                    |  |                         |                              |                 |
| Footbrake                                                                                                                                                                                                                                                                                                                                                                                                                                                                                                                                                                             | Drivers door opening sim. | Turn off the engine | Turn on the engine              | Turn signal control | Trunk release    | Opening all doors         | Closing all doors       | GND                | PWR +12V            |              |                |                    |          |              |       |       |       |        |        |        |        |        |        |                           |                         |   |   |   |   |   |   |   |   |   |   |   |   |   |   |   |   |                                                                                                                                                                                                                                                                                                                                                                                                                                                                                                                                                                                                                                                                                                                                                                                                                                                                                                                                                                                                                              |  |                  |  |  |  |  |  |  |  |  |  |  |  |  |  |  |     |     |     |     |     |     |     |     |     |     |     |     |     |     |     |                    |                        |           |            |                  |              |                     |                       |                    |                     |              |                |                    |          |              |   |   |   |   |   |   |   |   |   |    |    |    |    |    |    |   |   |   |   |   |   |   |   |   |   |   |   |   |   |   |                                                                                                                                                                                                                                                                                                                                                                                                                                                                                                                                                                                                                                                                                                                   |  |                  |  |  |  |  |  |  |  |  |  |     |    |    |    |    |    |    |    |    |    |           |                           |                     |                    |                     |               |                   |                   |     |          |   |   |   |   |   |   |   |   |   |    |   |   |   |   |   |   |   |   |   |   |                                                                                                                                                    |  |                         |                              |                 |
| 1                                                                                                                                                                                                                                                                                                                                                                                                                                                                                                                                                                                     | 2                         | 3                   | 4                               | 5                   | 6                | 7                         | 8                       | 9                  | 10                  |              |                |                    |          |              |       |       |       |        |        |        |        |        |        |                           |                         |   |   |   |   |   |   |   |   |   |   |   |   |   |   |   |   |                                                                                                                                                                                                                                                                                                                                                                                                                                                                                                                                                                                                                                                                                                                                                                                                                                                                                                                                                                                                                              |  |                  |  |  |  |  |  |  |  |  |  |  |  |  |  |  |     |     |     |     |     |     |     |     |     |     |     |     |     |     |     |                    |                        |           |            |                  |              |                     |                       |                    |                     |              |                |                    |          |              |   |   |   |   |   |   |   |   |   |    |    |    |    |    |    |   |   |   |   |   |   |   |   |   |   |   |   |   |   |   |                                                                                                                                                                                                                                                                                                                                                                                                                                                                                                                                                                                                                                                                                                                   |  |                  |  |  |  |  |  |  |  |  |  |     |    |    |    |    |    |    |    |    |    |           |                           |                     |                    |                     |               |                   |                   |     |          |   |   |   |   |   |   |   |   |   |    |   |   |   |   |   |   |   |   |   |   |                                                                                                                                                    |  |                         |                              |                 |
| +                                                                                                                                                                                                                                                                                                                                                                                                                                                                                                                                                                                     | +                         | +                   | +                               | +                   | +                | +                         | +                       | +                  | +                   |              |                |                    |          |              |       |       |       |        |        |        |        |        |        |                           |                         |   |   |   |   |   |   |   |   |   |   |   |   |   |   |   |   |                                                                                                                                                                                                                                                                                                                                                                                                                                                                                                                                                                                                                                                                                                                                                                                                                                                                                                                                                                                                                              |  |                  |  |  |  |  |  |  |  |  |  |  |  |  |  |  |     |     |     |     |     |     |     |     |     |     |     |     |     |     |     |                    |                        |           |            |                  |              |                     |                       |                    |                     |              |                |                    |          |              |   |   |   |   |   |   |   |   |   |    |    |    |    |    |    |   |   |   |   |   |   |   |   |   |   |   |   |   |   |   |                                                                                                                                                                                                                                                                                                                                                                                                                                                                                                                                                                                                                                                                                                                   |  |                  |  |  |  |  |  |  |  |  |  |     |    |    |    |    |    |    |    |    |    |           |                           |                     |                    |                     |               |                   |                   |     |          |   |   |   |   |   |   |   |   |   |    |   |   |   |   |   |   |   |   |   |   |                                                                                                                                                    |  |                         |                              |                 |
| Contr. of factory alarm                                                                                                                                                                                                                                                                                                                                                                                                                                                                                                                                                               |                           |                     |                                 |                     |                  |                           |                         |                    |                     |              |                |                    |          |              |       |       |       |        |        |        |        |        |        |                           |                         |   |   |   |   |   |   |   |   |   |   |   |   |   |   |   |   |                                                                                                                                                                                                                                                                                                                                                                                                                                                                                                                                                                                                                                                                                                                                                                                                                                                                                                                                                                                                                              |  |                  |  |  |  |  |  |  |  |  |  |  |  |  |  |  |     |     |     |     |     |     |     |     |     |     |     |     |     |     |     |                    |                        |           |            |                  |              |                     |                       |                    |                     |              |                |                    |          |              |   |   |   |   |   |   |   |   |   |    |    |    |    |    |    |   |   |   |   |   |   |   |   |   |   |   |   |   |   |   |                                                                                                                                                                                                                                                                                                                                                                                                                                                                                                                                                                                                                                                                                                                   |  |                  |  |  |  |  |  |  |  |  |  |     |    |    |    |    |    |    |    |    |    |           |                           |                     |                    |                     |               |                   |                   |     |          |   |   |   |   |   |   |   |   |   |    |   |   |   |   |   |   |   |   |   |   |                                                                                                                                                    |  |                         |                              |                 |
| Contr.c.lock, when ign.is on                                                                                                                                                                                                                                                                                                                                                                                                                                                                                                                                                          |                           |                     |                                 |                     |                  |                           |                         |                    |                     |              |                |                    |          |              |       |       |       |        |        |        |        |        |        |                           |                         |   |   |   |   |   |   |   |   |   |   |   |   |   |   |   |   |                                                                                                                                                                                                                                                                                                                                                                                                                                                                                                                                                                                                                                                                                                                                                                                                                                                                                                                                                                                                                              |  |                  |  |  |  |  |  |  |  |  |  |  |  |  |  |  |     |     |     |     |     |     |     |     |     |     |     |     |     |     |     |                    |                        |           |            |                  |              |                     |                       |                    |                     |              |                |                    |          |              |   |   |   |   |   |   |   |   |   |    |    |    |    |    |    |   |   |   |   |   |   |   |   |   |   |   |   |   |   |   |                                                                                                                                                                                                                                                                                                                                                                                                                                                                                                                                                                                                                                                                                                                   |  |                  |  |  |  |  |  |  |  |  |  |     |    |    |    |    |    |    |    |    |    |           |                           |                     |                    |                     |               |                   |                   |     |          |   |   |   |   |   |   |   |   |   |    |   |   |   |   |   |   |   |   |   |   |                                                                                                                                                    |  |                         |                              |                 |
| Comfort closure                                                                                                                                                                                                                                                                                                                                                                                                                                                                                                                                                                       |                           |                     |                                 |                     |                  |                           |                         |                    |                     |              |                |                    |          |              |       |       |       |        |        |        |        |        |        |                           |                         |   |   |   |   |   |   |   |   |   |   |   |   |   |   |   |   |                                                                                                                                                                                                                                                                                                                                                                                                                                                                                                                                                                                                                                                                                                                                                                                                                                                                                                                                                                                                                              |  |                  |  |  |  |  |  |  |  |  |  |  |  |  |  |  |     |     |     |     |     |     |     |     |     |     |     |     |     |     |     |                    |                        |           |            |                  |              |                     |                       |                    |                     |              |                |                    |          |              |   |   |   |   |   |   |   |   |   |    |    |    |    |    |    |   |   |   |   |   |   |   |   |   |   |   |   |   |   |   |                                                                                                                                                                                                                                                                                                                                                                                                                                                                                                                                                                                                                                                                                                                   |  |                  |  |  |  |  |  |  |  |  |  |     |    |    |    |    |    |    |    |    |    |           |                           |                     |                    |                     |               |                   |                   |     |          |   |   |   |   |   |   |   |   |   |    |   |   |   |   |   |   |   |   |   |   |                                                                                                                                                    |  |                         |                              |                 |
| Attention:                                                                                                                                                                                                                                                                                                                                                                                                                                                                                                                                                                            |                           |                     |                                 |                     |                  |                           |                         |                    |                     |              |                |                    |          |              |       |       |       |        |        |        |        |        |        |                           |                         |   |   |   |   |   |   |   |   |   |   |   |   |   |   |   |   |                                                                                                                                                                                                                                                                                                                                                                                                                                                                                                                                                                                                                                                                                                                                                                                                                                                                                                                                                                                                                              |  |                  |  |  |  |  |  |  |  |  |  |  |  |  |  |  |     |     |     |     |     |     |     |     |     |     |     |     |     |     |     |                    |                        |           |            |                  |              |                     |                       |                    |                     |              |                |                    |          |              |   |   |   |   |   |   |   |   |   |    |    |    |    |    |    |   |   |   |   |   |   |   |   |   |   |   |   |   |   |   |                                                                                                                                                                                                                                                                                                                                                                                                                                                                                                                                                                                                                                                                                                                   |  |                  |  |  |  |  |  |  |  |  |  |     |    |    |    |    |    |    |    |    |    |           |                           |                     |                    |                     |               |                   |                   |     |          |   |   |   |   |   |   |   |   |   |    |   |   |   |   |   |   |   |   |   |   |                                                                                                                                                    |  |                         |                              |                 |
| <p>Switches </p>                                                                                                                                                                                                                                                                                                                                                                                                                                                                                      |                           |                     |                                 |                     |                  |                           |                         |                    |                     |              |                |                    |          |              |       |       |       |        |        |        |        |        |        |                           |                         |   |   |   |   |   |   |   |   |   |   |   |   |   |   |   |   |                                                                                                                                                                                                                                                                                                                                                                                                                                                                                                                                                                                                                                                                                                                                                                                                                                                                                                                                                                                                                              |  |                  |  |  |  |  |  |  |  |  |  |  |  |  |  |  |     |     |     |     |     |     |     |     |     |     |     |     |     |     |     |                    |                        |           |            |                  |              |                     |                       |                    |                     |              |                |                    |          |              |   |   |   |   |   |   |   |   |   |    |    |    |    |    |    |   |   |   |   |   |   |   |   |   |   |   |   |   |   |   |                                                                                                                                                                                                                                                                                                                                                                                                                                                                                                                                                                                                                                                                                                                   |  |                  |  |  |  |  |  |  |  |  |  |     |    |    |    |    |    |    |    |    |    |           |                           |                     |                    |                     |               |                   |                   |     |          |   |   |   |   |   |   |   |   |   |    |   |   |   |   |   |   |   |   |   |   |                                                                                                                                                    |  |                         |                              |                 |
| MERCEDES GLC (253)                                                                                                                                                                                                                                                                                                                                                                                                                                                                                                                                                                    |                           | year: 2020 →        | with and without Keyless System | program No: 13657   | from: 2023-05-24 |                           |                         |                    |                     |              |                |                    |          |              |       |       |       |        |        |        |        |        |        |                           |                         |   |   |   |   |   |   |   |   |   |   |   |   |   |   |   |   |                                                                                                                                                                                                                                                                                                                                                                                                                                                                                                                                                                                                                                                                                                                                                                                                                                                                                                                                                                                                                              |  |                  |  |  |  |  |  |  |  |  |  |  |  |  |  |  |     |     |     |     |     |     |     |     |     |     |     |     |     |     |     |                    |                        |           |            |                  |              |                     |                       |                    |                     |              |                |                    |          |              |   |   |   |   |   |   |   |   |   |    |    |    |    |    |    |   |   |   |   |   |   |   |   |   |   |   |   |   |   |   |                                                                                                                                                                                                                                                                                                                                                                                                                                                                                                                                                                                                                                                                                                                   |  |                  |  |  |  |  |  |  |  |  |  |     |    |    |    |    |    |    |    |    |    |           |                           |                     |                    |                     |               |                   |                   |     |          |   |   |   |   |   |   |   |   |   |    |   |   |   |   |   |   |   |   |   |   |                                                                                                                                                    |  |                         |                              |                 |
| <table border="1"><thead><tr><th colspan="8">connector 8 pin</th></tr><tr><th>CAN H</th><th>CAN L</th><th>CAN H</th><th>CAN L</th><th>CAN H</th><th>CAN L</th><th>OUT +</th><th>OUT -</th></tr></thead><tbody><tr><td>CAN1-H</td><td>CAN1-L</td><td>CAN2-H</td><td>CAN2-L</td><td>CAN3-H</td><td>CAN3-L</td><td>Alternative blink control</td><td>Alt. contr. centr. lock</td></tr><tr><td>1</td><td>2</td><td>3</td><td>4</td><td>5</td><td>6</td><td>7</td><td>8</td></tr><tr><td>+</td><td>+</td><td>+</td><td>+</td><td>+</td><td>+</td><td>+</td><td>+</td></tr></tbody></table> |                           | connector 8 pin     |                                 |                     |                  |                           |                         |                    |                     | CAN H        | CAN L          | CAN H              | CAN L    | CAN H        | CAN L | OUT + | OUT - | CAN1-H | CAN1-L | CAN2-H | CAN2-L | CAN3-H | CAN3-L | Alternative blink control | Alt. contr. centr. lock | 1 | 2 | 3 | 4 | 5 | 6 | 7 | 8 | + | + | + | + | + | + | + | + | <table border="1"><thead><tr><th colspan="15">connector 15 pin</th></tr><tr><th>OUT</th><th>OUT</th><th>OUT</th><th>OUT</th><th>OUT</th><th>OUT</th><th>OUT</th><th>OUT</th><th>OUT</th><th>OUT</th><th>OUT</th><th>OUT</th><th>OUT</th><th>OUT</th><th>OUT</th></tr></thead><tbody><tr><td>Driver door sensor</td><td>Passengers door sensor</td><td>Trunk lid</td><td>Hood sense</td><td>Original alarm++</td><td>Arming state</td><td>Lock factory remote</td><td>Unlock factory remote</td><td>Any button pressed</td><td>Handbrake / Parking</td><td>Speed 10kmph</td><td>Engine running</td><td>Engine speed (RPM)</td><td>Ignition</td><td>Key inserted</td></tr><tr><td>1</td><td>2</td><td>3</td><td>4</td><td>5</td><td>6</td><td>7</td><td>8</td><td>9</td><td>10</td><td>11</td><td>12</td><td>13</td><td>14</td><td>15</td></tr><tr><td>+</td><td>+</td><td>+</td><td>+</td><td>+</td><td>+</td><td>+</td><td>+</td><td>+</td><td>+</td><td>+</td><td>+</td><td>+</td><td>+</td><td>+</td></tr></tbody></table> |  | connector 15 pin |  |  |  |  |  |  |  |  |  |  |  |  |  |  | OUT | OUT | OUT | OUT | OUT | OUT | OUT | OUT | OUT | OUT | OUT | OUT | OUT | OUT | OUT | Driver door sensor | Passengers door sensor | Trunk lid | Hood sense | Original alarm++ | Arming state | Lock factory remote | Unlock factory remote | Any button pressed | Handbrake / Parking | Speed 10kmph | Engine running | Engine speed (RPM) | Ignition | Key inserted | 1 | 2 | 3 | 4 | 5 | 6 | 7 | 8 | 9 | 10 | 11 | 12 | 13 | 14 | 15 | + | + | + | + | + | + | + | + | + | + | + | + | + | + | + | <table border="1"><thead><tr><th colspan="10">connector 10 pin</th></tr><tr><th>OUT</th><th>IN</th><th>IN</th><th>IN</th><th>IN</th><th>IN</th><th>IN</th><th>IN</th><th>IN</th><th>IN</th></tr></thead><tbody><tr><td>Footbrake</td><td>Drivers door opening sim.</td><td>Turn off the engine</td><td>Turn on the engine</td><td>Turn signal control</td><td>Trunk release</td><td>Opening all doors</td><td>Closing all doors</td><td>GND</td><td>PWR +12V</td></tr><tr><td>1</td><td>2</td><td>3</td><td>4</td><td>5</td><td>6</td><td>7</td><td>8</td><td>9</td><td>10</td></tr><tr><td>+</td><td>+</td><td>+</td><td>+</td><td>+</td><td>+</td><td>+</td><td>+</td><td>+</td><td>+</td></tr></tbody></table> |  | connector 10 pin |  |  |  |  |  |  |  |  |  | OUT | IN | IN | IN | IN | IN | IN | IN | IN | IN | Footbrake | Drivers door opening sim. | Turn off the engine | Turn on the engine | Turn signal control | Trunk release | Opening all doors | Closing all doors | GND | PWR +12V | 1 | 2 | 3 | 4 | 5 | 6 | 7 | 8 | 9 | 10 | + | + | + | + | + | + | + | + | + | + | <table border="1"><tr><td>Contr. of factory alarm</td></tr><tr><td>Contr.c.lock, when ign.is on</td></tr><tr><td>Comfort closure</td></tr></table> |  | Contr. of factory alarm | Contr.c.lock, when ign.is on | Comfort closure |
| connector 8 pin                                                                                                                                                                                                                                                                                                                                                                                                                                                                                                                                                                       |                           |                     |                                 |                     |                  |                           |                         |                    |                     |              |                |                    |          |              |       |       |       |        |        |        |        |        |        |                           |                         |   |   |   |   |   |   |   |   |   |   |   |   |   |   |   |   |                                                                                                                                                                                                                                                                                                                                                                                                                                                                                                                                                                                                                                                                                                                                                                                                                                                                                                                                                                                                                              |  |                  |  |  |  |  |  |  |  |  |  |  |  |  |  |  |     |     |     |     |     |     |     |     |     |     |     |     |     |     |     |                    |                        |           |            |                  |              |                     |                       |                    |                     |              |                |                    |          |              |   |   |   |   |   |   |   |   |   |    |    |    |    |    |    |   |   |   |   |   |   |   |   |   |   |   |   |   |   |   |                                                                                                                                                                                                                                                                                                                                                                                                                                                                                                                                                                                                                                                                                                                   |  |                  |  |  |  |  |  |  |  |  |  |     |    |    |    |    |    |    |    |    |    |           |                           |                     |                    |                     |               |                   |                   |     |          |   |   |   |   |   |   |   |   |   |    |   |   |   |   |   |   |   |   |   |   |                                                                                                                                                    |  |                         |                              |                 |
| CAN H                                                                                                                                                                                                                                                                                                                                                                                                                                                                                                                                                                                 | CAN L                     | CAN H               | CAN L                           | CAN H               | CAN L            | OUT +                     | OUT -                   |                    |                     |              |                |                    |          |              |       |       |       |        |        |        |        |        |        |                           |                         |   |   |   |   |   |   |   |   |   |   |   |   |   |   |   |   |                                                                                                                                                                                                                                                                                                                                                                                                                                                                                                                                                                                                                                                                                                                                                                                                                                                                                                                                                                                                                              |  |                  |  |  |  |  |  |  |  |  |  |  |  |  |  |  |     |     |     |     |     |     |     |     |     |     |     |     |     |     |     |                    |                        |           |            |                  |              |                     |                       |                    |                     |              |                |                    |          |              |   |   |   |   |   |   |   |   |   |    |    |    |    |    |    |   |   |   |   |   |   |   |   |   |   |   |   |   |   |   |                                                                                                                                                                                                                                                                                                                                                                                                                                                                                                                                                                                                                                                                                                                   |  |                  |  |  |  |  |  |  |  |  |  |     |    |    |    |    |    |    |    |    |    |           |                           |                     |                    |                     |               |                   |                   |     |          |   |   |   |   |   |   |   |   |   |    |   |   |   |   |   |   |   |   |   |   |                                                                                                                                                    |  |                         |                              |                 |
| CAN1-H                                                                                                                                                                                                                                                                                                                                                                                                                                                                                                                                                                                | CAN1-L                    | CAN2-H              | CAN2-L                          | CAN3-H              | CAN3-L           | Alternative blink control | Alt. contr. centr. lock |                    |                     |              |                |                    |          |              |       |       |       |        |        |        |        |        |        |                           |                         |   |   |   |   |   |   |   |   |   |   |   |   |   |   |   |   |                                                                                                                                                                                                                                                                                                                                                                                                                                                                                                                                                                                                                                                                                                                                                                                                                                                                                                                                                                                                                              |  |                  |  |  |  |  |  |  |  |  |  |  |  |  |  |  |     |     |     |     |     |     |     |     |     |     |     |     |     |     |     |                    |                        |           |            |                  |              |                     |                       |                    |                     |              |                |                    |          |              |   |   |   |   |   |   |   |   |   |    |    |    |    |    |    |   |   |   |   |   |   |   |   |   |   |   |   |   |   |   |                                                                                                                                                                                                                                                                                                                                                                                                                                                                                                                                                                                                                                                                                                                   |  |                  |  |  |  |  |  |  |  |  |  |     |    |    |    |    |    |    |    |    |    |           |                           |                     |                    |                     |               |                   |                   |     |          |   |   |   |   |   |   |   |   |   |    |   |   |   |   |   |   |   |   |   |   |                                                                                                                                                    |  |                         |                              |                 |
| 1                                                                                                                                                                                                                                                                                                                                                                                                                                                                                                                                                                                     | 2                         | 3                   | 4                               | 5                   | 6                | 7                         | 8                       |                    |                     |              |                |                    |          |              |       |       |       |        |        |        |        |        |        |                           |                         |   |   |   |   |   |   |   |   |   |   |   |   |   |   |   |   |                                                                                                                                                                                                                                                                                                                                                                                                                                                                                                                                                                                                                                                                                                                                                                                                                                                                                                                                                                                                                              |  |                  |  |  |  |  |  |  |  |  |  |  |  |  |  |  |     |     |     |     |     |     |     |     |     |     |     |     |     |     |     |                    |                        |           |            |                  |              |                     |                       |                    |                     |              |                |                    |          |              |   |   |   |   |   |   |   |   |   |    |    |    |    |    |    |   |   |   |   |   |   |   |   |   |   |   |   |   |   |   |                                                                                                                                                                                                                                                                                                                                                                                                                                                                                                                                                                                                                                                                                                                   |  |                  |  |  |  |  |  |  |  |  |  |     |    |    |    |    |    |    |    |    |    |           |                           |                     |                    |                     |               |                   |                   |     |          |   |   |   |   |   |   |   |   |   |    |   |   |   |   |   |   |   |   |   |   |                                                                                                                                                    |  |                         |                              |                 |
| +                                                                                                                                                                                                                                                                                                                                                                                                                                                                                                                                                                                     | +                         | +                   | +                               | +                   | +                | +                         | +                       |                    |                     |              |                |                    |          |              |       |       |       |        |        |        |        |        |        |                           |                         |   |   |   |   |   |   |   |   |   |   |   |   |   |   |   |   |                                                                                                                                                                                                                                                                                                                                                                                                                                                                                                                                                                                                                                                                                                                                                                                                                                                                                                                                                                                                                              |  |                  |  |  |  |  |  |  |  |  |  |  |  |  |  |  |     |     |     |     |     |     |     |     |     |     |     |     |     |     |     |                    |                        |           |            |                  |              |                     |                       |                    |                     |              |                |                    |          |              |   |   |   |   |   |   |   |   |   |    |    |    |    |    |    |   |   |   |   |   |   |   |   |   |   |   |   |   |   |   |                                                                                                                                                                                                                                                                                                                                                                                                                                                                                                                                                                                                                                                                                                                   |  |                  |  |  |  |  |  |  |  |  |  |     |    |    |    |    |    |    |    |    |    |           |                           |                     |                    |                     |               |                   |                   |     |          |   |   |   |   |   |   |   |   |   |    |   |   |   |   |   |   |   |   |   |   |                                                                                                                                                    |  |                         |                              |                 |
| connector 15 pin                                                                                                                                                                                                                                                                                                                                                                                                                                                                                                                                                                      |                           |                     |                                 |                     |                  |                           |                         |                    |                     |              |                |                    |          |              |       |       |       |        |        |        |        |        |        |                           |                         |   |   |   |   |   |   |   |   |   |   |   |   |   |   |   |   |                                                                                                                                                                                                                                                                                                                                                                                                                                                                                                                                                                                                                                                                                                                                                                                                                                                                                                                                                                                                                              |  |                  |  |  |  |  |  |  |  |  |  |  |  |  |  |  |     |     |     |     |     |     |     |     |     |     |     |     |     |     |     |                    |                        |           |            |                  |              |                     |                       |                    |                     |              |                |                    |          |              |   |   |   |   |   |   |   |   |   |    |    |    |    |    |    |   |   |   |   |   |   |   |   |   |   |   |   |   |   |   |                                                                                                                                                                                                                                                                                                                                                                                                                                                                                                                                                                                                                                                                                                                   |  |                  |  |  |  |  |  |  |  |  |  |     |    |    |    |    |    |    |    |    |    |           |                           |                     |                    |                     |               |                   |                   |     |          |   |   |   |   |   |   |   |   |   |    |   |   |   |   |   |   |   |   |   |   |                                                                                                                                                    |  |                         |                              |                 |
| OUT                                                                                                                                                                                                                                                                                                                                                                                                                                                                                                                                                                                   | OUT                       | OUT                 | OUT                             | OUT                 | OUT              | OUT                       | OUT                     | OUT                | OUT                 | OUT          | OUT            | OUT                | OUT      | OUT          |       |       |       |        |        |        |        |        |        |                           |                         |   |   |   |   |   |   |   |   |   |   |   |   |   |   |   |   |                                                                                                                                                                                                                                                                                                                                                                                                                                                                                                                                                                                                                                                                                                                                                                                                                                                                                                                                                                                                                              |  |                  |  |  |  |  |  |  |  |  |  |  |  |  |  |  |     |     |     |     |     |     |     |     |     |     |     |     |     |     |     |                    |                        |           |            |                  |              |                     |                       |                    |                     |              |                |                    |          |              |   |   |   |   |   |   |   |   |   |    |    |    |    |    |    |   |   |   |   |   |   |   |   |   |   |   |   |   |   |   |                                                                                                                                                                                                                                                                                                                                                                                                                                                                                                                                                                                                                                                                                                                   |  |                  |  |  |  |  |  |  |  |  |  |     |    |    |    |    |    |    |    |    |    |           |                           |                     |                    |                     |               |                   |                   |     |          |   |   |   |   |   |   |   |   |   |    |   |   |   |   |   |   |   |   |   |   |                                                                                                                                                    |  |                         |                              |                 |
| Driver door sensor                                                                                                                                                                                                                                                                                                                                                                                                                                                                                                                                                                    | Passengers door sensor    | Trunk lid           | Hood sense                      | Original alarm++    | Arming state     | Lock factory remote       | Unlock factory remote   | Any button pressed | Handbrake / Parking | Speed 10kmph | Engine running | Engine speed (RPM) | Ignition | Key inserted |       |       |       |        |        |        |        |        |        |                           |                         |   |   |   |   |   |   |   |   |   |   |   |   |   |   |   |   |                                                                                                                                                                                                                                                                                                                                                                                                                                                                                                                                                                                                                                                                                                                                                                                                                                                                                                                                                                                                                              |  |                  |  |  |  |  |  |  |  |  |  |  |  |  |  |  |     |     |     |     |     |     |     |     |     |     |     |     |     |     |     |                    |                        |           |            |                  |              |                     |                       |                    |                     |              |                |                    |          |              |   |   |   |   |   |   |   |   |   |    |    |    |    |    |    |   |   |   |   |   |   |   |   |   |   |   |   |   |   |   |                                                                                                                                                                                                                                                                                                                                                                                                                                                                                                                                                                                                                                                                                                                   |  |                  |  |  |  |  |  |  |  |  |  |     |    |    |    |    |    |    |    |    |    |           |                           |                     |                    |                     |               |                   |                   |     |          |   |   |   |   |   |   |   |   |   |    |   |   |   |   |   |   |   |   |   |   |                                                                                                                                                    |  |                         |                              |                 |
| 1                                                                                                                                                                                                                                                                                                                                                                                                                                                                                                                                                                                     | 2                         | 3                   | 4                               | 5                   | 6                | 7                         | 8                       | 9                  | 10                  | 11           | 12             | 13                 | 14       | 15           |       |       |       |        |        |        |        |        |        |                           |                         |   |   |   |   |   |   |   |   |   |   |   |   |   |   |   |   |                                                                                                                                                                                                                                                                                                                                                                                                                                                                                                                                                                                                                                                                                                                                                                                                                                                                                                                                                                                                                              |  |                  |  |  |  |  |  |  |  |  |  |  |  |  |  |  |     |     |     |     |     |     |     |     |     |     |     |     |     |     |     |                    |                        |           |            |                  |              |                     |                       |                    |                     |              |                |                    |          |              |   |   |   |   |   |   |   |   |   |    |    |    |    |    |    |   |   |   |   |   |   |   |   |   |   |   |   |   |   |   |                                                                                                                                                                                                                                                                                                                                                                                                                                                                                                                                                                                                                                                                                                                   |  |                  |  |  |  |  |  |  |  |  |  |     |    |    |    |    |    |    |    |    |    |           |                           |                     |                    |                     |               |                   |                   |     |          |   |   |   |   |   |   |   |   |   |    |   |   |   |   |   |   |   |   |   |   |                                                                                                                                                    |  |                         |                              |                 |
| +                                                                                                                                                                                                                                                                                                                                                                                                                                                                                                                                                                                     | +                         | +                   | +                               | +                   | +                | +                         | +                       | +                  | +                   | +            | +              | +                  | +        | +            |       |       |       |        |        |        |        |        |        |                           |                         |   |   |   |   |   |   |   |   |   |   |   |   |   |   |   |   |                                                                                                                                                                                                                                                                                                                                                                                                                                                                                                                                                                                                                                                                                                                                                                                                                                                                                                                                                                                                                              |  |                  |  |  |  |  |  |  |  |  |  |  |  |  |  |  |     |     |     |     |     |     |     |     |     |     |     |     |     |     |     |                    |                        |           |            |                  |              |                     |                       |                    |                     |              |                |                    |          |              |   |   |   |   |   |   |   |   |   |    |    |    |    |    |    |   |   |   |   |   |   |   |   |   |   |   |   |   |   |   |                                                                                                                                                                                                                                                                                                                                                                                                                                                                                                                                                                                                                                                                                                                   |  |                  |  |  |  |  |  |  |  |  |  |     |    |    |    |    |    |    |    |    |    |           |                           |                     |                    |                     |               |                   |                   |     |          |   |   |   |   |   |   |   |   |   |    |   |   |   |   |   |   |   |   |   |   |                                                                                                                                                    |  |                         |                              |                 |
| connector 10 pin                                                                                                                                                                                                                                                                                                                                                                                                                                                                                                                                                                      |                           |                     |                                 |                     |                  |                           |                         |                    |                     |              |                |                    |          |              |       |       |       |        |        |        |        |        |        |                           |                         |   |   |   |   |   |   |   |   |   |   |   |   |   |   |   |   |                                                                                                                                                                                                                                                                                                                                                                                                                                                                                                                                                                                                                                                                                                                                                                                                                                                                                                                                                                                                                              |  |                  |  |  |  |  |  |  |  |  |  |  |  |  |  |  |     |     |     |     |     |     |     |     |     |     |     |     |     |     |     |                    |                        |           |            |                  |              |                     |                       |                    |                     |              |                |                    |          |              |   |   |   |   |   |   |   |   |   |    |    |    |    |    |    |   |   |   |   |   |   |   |   |   |   |   |   |   |   |   |                                                                                                                                                                                                                                                                                                                                                                                                                                                                                                                                                                                                                                                                                                                   |  |                  |  |  |  |  |  |  |  |  |  |     |    |    |    |    |    |    |    |    |    |           |                           |                     |                    |                     |               |                   |                   |     |          |   |   |   |   |   |   |   |   |   |    |   |   |   |   |   |   |   |   |   |   |                                                                                                                                                    |  |                         |                              |                 |
| OUT                                                                                                                                                                                                                                                                                                                                                                                                                                                                                                                                                                                   | IN                        | IN                  | IN                              | IN                  | IN               | IN                        | IN                      | IN                 | IN                  |              |                |                    |          |              |       |       |       |        |        |        |        |        |        |                           |                         |   |   |   |   |   |   |   |   |   |   |   |   |   |   |   |   |                                                                                                                                                                                                                                                                                                                                                                                                                                                                                                                                                                                                                                                                                                                                                                                                                                                                                                                                                                                                                              |  |                  |  |  |  |  |  |  |  |  |  |  |  |  |  |  |     |     |     |     |     |     |     |     |     |     |     |     |     |     |     |                    |                        |           |            |                  |              |                     |                       |                    |                     |              |                |                    |          |              |   |   |   |   |   |   |   |   |   |    |    |    |    |    |    |   |   |   |   |   |   |   |   |   |   |   |   |   |   |   |                                                                                                                                                                                                                                                                                                                                                                                                                                                                                                                                                                                                                                                                                                                   |  |                  |  |  |  |  |  |  |  |  |  |     |    |    |    |    |    |    |    |    |    |           |                           |                     |                    |                     |               |                   |                   |     |          |   |   |   |   |   |   |   |   |   |    |   |   |   |   |   |   |   |   |   |   |                                                                                                                                                    |  |                         |                              |                 |
| Footbrake                                                                                                                                                                                                                                                                                                                                                                                                                                                                                                                                                                             | Drivers door opening sim. | Turn off the engine | Turn on the engine              | Turn signal control | Trunk release    | Opening all doors         | Closing all doors       | GND                | PWR +12V            |              |                |                    |          |              |       |       |       |        |        |        |        |        |        |                           |                         |   |   |   |   |   |   |   |   |   |   |   |   |   |   |   |   |                                                                                                                                                                                                                                                                                                                                                                                                                                                                                                                                                                                                                                                                                                                                                                                                                                                                                                                                                                                                                              |  |                  |  |  |  |  |  |  |  |  |  |  |  |  |  |  |     |     |     |     |     |     |     |     |     |     |     |     |     |     |     |                    |                        |           |            |                  |              |                     |                       |                    |                     |              |                |                    |          |              |   |   |   |   |   |   |   |   |   |    |    |    |    |    |    |   |   |   |   |   |   |   |   |   |   |   |   |   |   |   |                                                                                                                                                                                                                                                                                                                                                                                                                                                                                                                                                                                                                                                                                                                   |  |                  |  |  |  |  |  |  |  |  |  |     |    |    |    |    |    |    |    |    |    |           |                           |                     |                    |                     |               |                   |                   |     |          |   |   |   |   |   |   |   |   |   |    |   |   |   |   |   |   |   |   |   |   |                                                                                                                                                    |  |                         |                              |                 |
| 1                                                                                                                                                                                                                                                                                                                                                                                                                                                                                                                                                                                     | 2                         | 3                   | 4                               | 5                   | 6                | 7                         | 8                       | 9                  | 10                  |              |                |                    |          |              |       |       |       |        |        |        |        |        |        |                           |                         |   |   |   |   |   |   |   |   |   |   |   |   |   |   |   |   |                                                                                                                                                                                                                                                                                                                                                                                                                                                                                                                                                                                                                                                                                                                                                                                                                                                                                                                                                                                                                              |  |                  |  |  |  |  |  |  |  |  |  |  |  |  |  |  |     |     |     |     |     |     |     |     |     |     |     |     |     |     |     |                    |                        |           |            |                  |              |                     |                       |                    |                     |              |                |                    |          |              |   |   |   |   |   |   |   |   |   |    |    |    |    |    |    |   |   |   |   |   |   |   |   |   |   |   |   |   |   |   |                                                                                                                                                                                                                                                                                                                                                                                                                                                                                                                                                                                                                                                                                                                   |  |                  |  |  |  |  |  |  |  |  |  |     |    |    |    |    |    |    |    |    |    |           |                           |                     |                    |                     |               |                   |                   |     |          |   |   |   |   |   |   |   |   |   |    |   |   |   |   |   |   |   |   |   |   |                                                                                                                                                    |  |                         |                              |                 |
| +                                                                                                                                                                                                                                                                                                                                                                                                                                                                                                                                                                                     | +                         | +                   | +                               | +                   | +                | +                         | +                       | +                  | +                   |              |                |                    |          |              |       |       |       |        |        |        |        |        |        |                           |                         |   |   |   |   |   |   |   |   |   |   |   |   |   |   |   |   |                                                                                                                                                                                                                                                                                                                                                                                                                                                                                                                                                                                                                                                                                                                                                                                                                                                                                                                                                                                                                              |  |                  |  |  |  |  |  |  |  |  |  |  |  |  |  |  |     |     |     |     |     |     |     |     |     |     |     |     |     |     |     |                    |                        |           |            |                  |              |                     |                       |                    |                     |              |                |                    |          |              |   |   |   |   |   |   |   |   |   |    |    |    |    |    |    |   |   |   |   |   |   |   |   |   |   |   |   |   |   |   |                                                                                                                                                                                                                                                                                                                                                                                                                                                                                                                                                                                                                                                                                                                   |  |                  |  |  |  |  |  |  |  |  |  |     |    |    |    |    |    |    |    |    |    |           |                           |                     |                    |                     |               |                   |                   |     |          |   |   |   |   |   |   |   |   |   |    |   |   |   |   |   |   |   |   |   |   |                                                                                                                                                    |  |                         |                              |                 |
| Contr. of factory alarm                                                                                                                                                                                                                                                                                                                                                                                                                                                                                                                                                               |                           |                     |                                 |                     |                  |                           |                         |                    |                     |              |                |                    |          |              |       |       |       |        |        |        |        |        |        |                           |                         |   |   |   |   |   |   |   |   |   |   |   |   |   |   |   |   |                                                                                                                                                                                                                                                                                                                                                                                                                                                                                                                                                                                                                                                                                                                                                                                                                                                                                                                                                                                                                              |  |                  |  |  |  |  |  |  |  |  |  |  |  |  |  |  |     |     |     |     |     |     |     |     |     |     |     |     |     |     |     |                    |                        |           |            |                  |              |                     |                       |                    |                     |              |                |                    |          |              |   |   |   |   |   |   |   |   |   |    |    |    |    |    |    |   |   |   |   |   |   |   |   |   |   |   |   |   |   |   |                                                                                                                                                                                                                                                                                                                                                                                                                                                                                                                                                                                                                                                                                                                   |  |                  |  |  |  |  |  |  |  |  |  |     |    |    |    |    |    |    |    |    |    |           |                           |                     |                    |                     |               |                   |                   |     |          |   |   |   |   |   |   |   |   |   |    |   |   |   |   |   |   |   |   |   |   |                                                                                                                                                    |  |                         |                              |                 |
| Contr.c.lock, when ign.is on                                                                                                                                                                                                                                                                                                                                                                                                                                                                                                                                                          |                           |                     |                                 |                     |                  |                           |                         |                    |                     |              |                |                    |          |              |       |       |       |        |        |        |        |        |        |                           |                         |   |   |   |   |   |   |   |   |   |   |   |   |   |   |   |   |                                                                                                                                                                                                                                                                                                                                                                                                                                                                                                                                                                                                                                                                                                                                                                                                                                                                                                                                                                                                                              |  |                  |  |  |  |  |  |  |  |  |  |  |  |  |  |  |     |     |     |     |     |     |     |     |     |     |     |     |     |     |     |                    |                        |           |            |                  |              |                     |                       |                    |                     |              |                |                    |          |              |   |   |   |   |   |   |   |   |   |    |    |    |    |    |    |   |   |   |   |   |   |   |   |   |   |   |   |   |   |   |                                                                                                                                                                                                                                                                                                                                                                                                                                                                                                                                                                                                                                                                                                                   |  |                  |  |  |  |  |  |  |  |  |  |     |    |    |    |    |    |    |    |    |    |           |                           |                     |                    |                     |               |                   |                   |     |          |   |   |   |   |   |   |   |   |   |    |   |   |   |   |   |   |   |   |   |   |                                                                                                                                                    |  |                         |                              |                 |
| Comfort closure                                                                                                                                                                                                                                                                                                                                                                                                                                                                                                                                                                       |                           |                     |                                 |                     |                  |                           |                         |                    |                     |              |                |                    |          |              |       |       |       |        |        |        |        |        |        |                           |                         |   |   |   |   |   |   |   |   |   |   |   |   |   |   |   |   |                                                                                                                                                                                                                                                                                                                                                                                                                                                                                                                                                                                                                                                                                                                                                                                                                                                                                                                                                                                                                              |  |                  |  |  |  |  |  |  |  |  |  |  |  |  |  |  |     |     |     |     |     |     |     |     |     |     |     |     |     |     |     |                    |                        |           |            |                  |              |                     |                       |                    |                     |              |                |                    |          |              |   |   |   |   |   |   |   |   |   |    |    |    |    |    |    |   |   |   |   |   |   |   |   |   |   |   |   |   |   |   |                                                                                                                                                                                                                                                                                                                                                                                                                                                                                                                                                                                                                                                                                                                   |  |                  |  |  |  |  |  |  |  |  |  |     |    |    |    |    |    |    |    |    |    |           |                           |                     |                    |                     |               |                   |                   |     |          |   |   |   |   |   |   |   |   |   |    |   |   |   |   |   |   |   |   |   |   |                                                                                                                                                    |  |                         |                              |                 |
| Attention:                                                                                                                                                                                                                                                                                                                                                                                                                                                                                                                                                                            |                           |                     |                                 |                     |                  |                           |                         |                    |                     |              |                |                    |          |              |       |       |       |        |        |        |        |        |        |                           |                         |   |   |   |   |   |   |   |   |   |   |   |   |   |   |   |   |                                                                                                                                                                                                                                                                                                                                                                                                                                                                                                                                                                                                                                                                                                                                                                                                                                                                                                                                                                                                                              |  |                  |  |  |  |  |  |  |  |  |  |  |  |  |  |  |     |     |     |     |     |     |     |     |     |     |     |     |     |     |     |                    |                        |           |            |                  |              |                     |                       |                    |                     |              |                |                    |          |              |   |   |   |   |   |   |   |   |   |    |    |    |    |    |    |   |   |   |   |   |   |   |   |   |   |   |   |   |   |   |                                                                                                                                                                                                                                                                                                                                                                                                                                                                                                                                                                                                                                                                                                                   |  |                  |  |  |  |  |  |  |  |  |  |     |    |    |    |    |    |    |    |    |    |           |                           |                     |                    |                     |               |                   |                   |     |          |   |   |   |   |   |   |   |   |   |    |   |   |   |   |   |   |   |   |   |   |                                                                                                                                                    |  |                         |                              |                 |
| <p>Switches </p>                                                                                                                                                                                                                                                                                                                                                                                                                                                                                      |                           |                     |                                 |                     |                  |                           |                         |                    |                     |              |                |                    |          |              |       |       |       |        |        |        |        |        |        |                           |                         |   |   |   |   |   |   |   |   |   |   |   |   |   |   |   |   |                                                                                                                                                                                                                                                                                                                                                                                                                                                                                                                                                                                                                                                                                                                                                                                                                                                                                                                                                                                                                              |  |                  |  |  |  |  |  |  |  |  |  |  |  |  |  |  |     |     |     |     |     |     |     |     |     |     |     |     |     |     |     |                    |                        |           |            |                  |              |                     |                       |                    |                     |              |                |                    |          |              |   |   |   |   |   |   |   |   |   |    |    |    |    |    |    |   |   |   |   |   |   |   |   |   |   |   |   |   |   |   |                                                                                                                                                                                                                                                                                                                                                                                                                                                                                                                                                                                                                                                                                                                   |  |                  |  |  |  |  |  |  |  |  |  |     |    |    |    |    |    |    |    |    |    |           |                           |                     |                    |                     |               |                   |                   |     |          |   |   |   |   |   |   |   |   |   |    |   |   |   |   |   |   |   |   |   |   |                                                                                                                                                    |  |                         |                              |                 |
| MERCEDES GLC (253) (Hybrid) (Plug-in)                                                                                                                                                                                                                                                                                                                                                                                                                                                                                                                                                 |                           | year: 2020 →        | with and without Keyless System | program No: 13655   | from: 2023-05-24 |                           |                         |                    |                     |              |                |                    |          |              |       |       |       |        |        |        |        |        |        |                           |                         |   |   |   |   |   |   |   |   |   |   |   |   |   |   |   |   |                                                                                                                                                                                                                                                                                                                                                                                                                                                                                                                                                                                                                                                                                                                                                                                                                                                                                                                                                                                                                              |  |                  |  |  |  |  |  |  |  |  |  |  |  |  |  |  |     |     |     |     |     |     |     |     |     |     |     |     |     |     |     |                    |                        |           |            |                  |              |                     |                       |                    |                     |              |                |                    |          |              |   |   |   |   |   |   |   |   |   |    |    |    |    |    |    |   |   |   |   |   |   |   |   |   |   |   |   |   |   |   |                                                                                                                                                                                                                                                                                                                                                                                                                                                                                                                                                                                                                                                                                                                   |  |                  |  |  |  |  |  |  |  |  |  |     |    |    |    |    |    |    |    |    |    |           |                           |                     |                    |                     |               |                   |                   |     |          |   |   |   |   |   |   |   |   |   |    |   |   |   |   |   |   |   |   |   |   |                                                                                                                                                    |  |                         |                              |                 |
| <table border="1"><thead><tr><th colspan="8">connector 8 pin</th></tr><tr><th>CAN H</th><th>CAN L</th><th>CAN H</th><th>CAN L</th><th>CAN H</th><th>CAN L</th><th>OUT +</th><th>OUT -</th></tr></thead><tbody><tr><td>CAN1-H</td><td>CAN1-L</td><td>CAN2-H</td><td>CAN2-L</td><td>CAN3-H</td><td>CAN3-L</td><td>Alternative blink control</td><td>Alt. contr. centr. lock</td></tr><tr><td>1</td><td>2</td><td>3</td><td>4</td><td>5</td><td>6</td><td>7</td><td>8</td></tr><tr><td>+</td><td>+</td><td>+</td><td>+</td><td>+</td><td>+</td><td>+</td><td>+</td></tr></tbody></table> |                           | connector 8 pin     |                                 |                     |                  |                           |                         |                    |                     | CAN H        | CAN L          | CAN H              | CAN L    | CAN H        | CAN L | OUT + | OUT - | CAN1-H | CAN1-L | CAN2-H | CAN2-L | CAN3-H | CAN3-L | Alternative blink control | Alt. contr. centr. lock | 1 | 2 | 3 | 4 | 5 | 6 | 7 | 8 | + | + | + | + | + | + | + | + | <table border="1"><thead><tr><th colspan="15">connector 15 pin</th></tr><tr><th>OUT</th><th>OUT</th><th>OUT</th><th>OUT</th><th>OUT</th><th>OUT</th><th>OUT</th><th>OUT</th><th>OUT</th><th>OUT</th><th>OUT</th><th>OUT</th><th>OUT</th><th>OUT</th><th>OUT</th></tr></thead><tbody><tr><td>Driver door sensor</td><td>Passengers door sensor</td><td>Trunk lid</td><td>Hood sense</td><td>Original alarm++</td><td>Arming state</td><td>Lock factory remote</td><td>Unlock factory remote</td><td>Any button pressed</td><td>Handbrake / Parking</td><td>Speed 10kmph</td><td>Engine running</td><td>Engine speed (RPM)</td><td>Ignition</td><td>Key inserted</td></tr><tr><td>1</td><td>2</td><td>3</td><td>4</td><td>5</td><td>6</td><td>7</td><td>8</td><td>9</td><td>10</td><td>11</td><td>12</td><td>13</td><td>14</td><td>15</td></tr><tr><td>+</td><td>+</td><td>+</td><td>+</td><td>+</td><td>+</td><td>+</td><td>+</td><td>+</td><td>+</td><td>+</td><td>+</td><td>+</td><td>+</td><td>+</td></tr></tbody></table> |  | connector 15 pin |  |  |  |  |  |  |  |  |  |  |  |  |  |  | OUT | OUT | OUT | OUT | OUT | OUT | OUT | OUT | OUT | OUT | OUT | OUT | OUT | OUT | OUT | Driver door sensor | Passengers door sensor | Trunk lid | Hood sense | Original alarm++ | Arming state | Lock factory remote | Unlock factory remote | Any button pressed | Handbrake / Parking | Speed 10kmph | Engine running | Engine speed (RPM) | Ignition | Key inserted | 1 | 2 | 3 | 4 | 5 | 6 | 7 | 8 | 9 | 10 | 11 | 12 | 13 | 14 | 15 | + | + | + | + | + | + | + | + | + | + | + | + | + | + | + | <table border="1"><thead><tr><th colspan="10">connector 10 pin</th></tr><tr><th>OUT</th><th>IN</th><th>IN</th><th>IN</th><th>IN</th><th>IN</th><th>IN</th><th>IN</th><th>IN</th><th>IN</th></tr></thead><tbody><tr><td>Footbrake</td><td>Drivers door opening sim.</td><td>Turn off the engine</td><td>Turn on the engine</td><td>Turn signal control</td><td>Trunk release</td><td>Opening all doors</td><td>Closing all doors</td><td>GND</td><td>PWR +12V</td></tr><tr><td>1</td><td>2</td><td>3</td><td>4</td><td>5</td><td>6</td><td>7</td><td>8</td><td>9</td><td>10</td></tr><tr><td>+</td><td>+</td><td>+</td><td>+</td><td>+</td><td>+</td><td>+</td><td>+</td><td>+</td><td>+</td></tr></tbody></table> |  | connector 10 pin |  |  |  |  |  |  |  |  |  | OUT | IN | IN | IN | IN | IN | IN | IN | IN | IN | Footbrake | Drivers door opening sim. | Turn off the engine | Turn on the engine | Turn signal control | Trunk release | Opening all doors | Closing all doors | GND | PWR +12V | 1 | 2 | 3 | 4 | 5 | 6 | 7 | 8 | 9 | 10 | + | + | + | + | + | + | + | + | + | + | <table border="1"><tr><td>Contr. of factory alarm</td></tr><tr><td>Contr.c.lock, when ign.is on</td></tr><tr><td>Comfort closure</td></tr></table> |  | Contr. of factory alarm | Contr.c.lock, when ign.is on | Comfort closure |
| connector 8 pin                                                                                                                                                                                                                                                                                                                                                                                                                                                                                                                                                                       |                           |                     |                                 |                     |                  |                           |                         |                    |                     |              |                |                    |          |              |       |       |       |        |        |        |        |        |        |                           |                         |   |   |   |   |   |   |   |   |   |   |   |   |   |   |   |   |                                                                                                                                                                                                                                                                                                                                                                                                                                                                                                                                                                                                                                                                                                                                                                                                                                                                                                                                                                                                                              |  |                  |  |  |  |  |  |  |  |  |  |  |  |  |  |  |     |     |     |     |     |     |     |     |     |     |     |     |     |     |     |                    |                        |           |            |                  |              |                     |                       |                    |                     |              |                |                    |          |              |   |   |   |   |   |   |   |   |   |    |    |    |    |    |    |   |   |   |   |   |   |   |   |   |   |   |   |   |   |   |                                                                                                                                                                                                                                                                                                                                                                                                                                                                                                                                                                                                                                                                                                                   |  |                  |  |  |  |  |  |  |  |  |  |     |    |    |    |    |    |    |    |    |    |           |                           |                     |                    |                     |               |                   |                   |     |          |   |   |   |   |   |   |   |   |   |    |   |   |   |   |   |   |   |   |   |   |                                                                                                                                                    |  |                         |                              |                 |
| CAN H                                                                                                                                                                                                                                                                                                                                                                                                                                                                                                                                                                                 | CAN L                     | CAN H               | CAN L                           | CAN H               | CAN L            | OUT +                     | OUT -                   |                    |                     |              |                |                    |          |              |       |       |       |        |        |        |        |        |        |                           |                         |   |   |   |   |   |   |   |   |   |   |   |   |   |   |   |   |                                                                                                                                                                                                                                                                                                                                                                                                                                                                                                                                                                                                                                                                                                                                                                                                                                                                                                                                                                                                                              |  |                  |  |  |  |  |  |  |  |  |  |  |  |  |  |  |     |     |     |     |     |     |     |     |     |     |     |     |     |     |     |                    |                        |           |            |                  |              |                     |                       |                    |                     |              |                |                    |          |              |   |   |   |   |   |   |   |   |   |    |    |    |    |    |    |   |   |   |   |   |   |   |   |   |   |   |   |   |   |   |                                                                                                                                                                                                                                                                                                                                                                                                                                                                                                                                                                                                                                                                                                                   |  |                  |  |  |  |  |  |  |  |  |  |     |    |    |    |    |    |    |    |    |    |           |                           |                     |                    |                     |               |                   |                   |     |          |   |   |   |   |   |   |   |   |   |    |   |   |   |   |   |   |   |   |   |   |                                                                                                                                                    |  |                         |                              |                 |
| CAN1-H                                                                                                                                                                                                                                                                                                                                                                                                                                                                                                                                                                                | CAN1-L                    | CAN2-H              | CAN2-L                          | CAN3-H              | CAN3-L           | Alternative blink control | Alt. contr. centr. lock |                    |                     |              |                |                    |          |              |       |       |       |        |        |        |        |        |        |                           |                         |   |   |   |   |   |   |   |   |   |   |   |   |   |   |   |   |                                                                                                                                                                                                                                                                                                                                                                                                                                                                                                                                                                                                                                                                                                                                                                                                                                                                                                                                                                                                                              |  |                  |  |  |  |  |  |  |  |  |  |  |  |  |  |  |     |     |     |     |     |     |     |     |     |     |     |     |     |     |     |                    |                        |           |            |                  |              |                     |                       |                    |                     |              |                |                    |          |              |   |   |   |   |   |   |   |   |   |    |    |    |    |    |    |   |   |   |   |   |   |   |   |   |   |   |   |   |   |   |                                                                                                                                                                                                                                                                                                                                                                                                                                                                                                                                                                                                                                                                                                                   |  |                  |  |  |  |  |  |  |  |  |  |     |    |    |    |    |    |    |    |    |    |           |                           |                     |                    |                     |               |                   |                   |     |          |   |   |   |   |   |   |   |   |   |    |   |   |   |   |   |   |   |   |   |   |                                                                                                                                                    |  |                         |                              |                 |
| 1                                                                                                                                                                                                                                                                                                                                                                                                                                                                                                                                                                                     | 2                         | 3                   | 4                               | 5                   | 6                | 7                         | 8                       |                    |                     |              |                |                    |          |              |       |       |       |        |        |        |        |        |        |                           |                         |   |   |   |   |   |   |   |   |   |   |   |   |   |   |   |   |                                                                                                                                                                                                                                                                                                                                                                                                                                                                                                                                                                                                                                                                                                                                                                                                                                                                                                                                                                                                                              |  |                  |  |  |  |  |  |  |  |  |  |  |  |  |  |  |     |     |     |     |     |     |     |     |     |     |     |     |     |     |     |                    |                        |           |            |                  |              |                     |                       |                    |                     |              |                |                    |          |              |   |   |   |   |   |   |   |   |   |    |    |    |    |    |    |   |   |   |   |   |   |   |   |   |   |   |   |   |   |   |                                                                                                                                                                                                                                                                                                                                                                                                                                                                                                                                                                                                                                                                                                                   |  |                  |  |  |  |  |  |  |  |  |  |     |    |    |    |    |    |    |    |    |    |           |                           |                     |                    |                     |               |                   |                   |     |          |   |   |   |   |   |   |   |   |   |    |   |   |   |   |   |   |   |   |   |   |                                                                                                                                                    |  |                         |                              |                 |
| +                                                                                                                                                                                                                                                                                                                                                                                                                                                                                                                                                                                     | +                         | +                   | +                               | +                   | +                | +                         | +                       |                    |                     |              |                |                    |          |              |       |       |       |        |        |        |        |        |        |                           |                         |   |   |   |   |   |   |   |   |   |   |   |   |   |   |   |   |                                                                                                                                                                                                                                                                                                                                                                                                                                                                                                                                                                                                                                                                                                                                                                                                                                                                                                                                                                                                                              |  |                  |  |  |  |  |  |  |  |  |  |  |  |  |  |  |     |     |     |     |     |     |     |     |     |     |     |     |     |     |     |                    |                        |           |            |                  |              |                     |                       |                    |                     |              |                |                    |          |              |   |   |   |   |   |   |   |   |   |    |    |    |    |    |    |   |   |   |   |   |   |   |   |   |   |   |   |   |   |   |                                                                                                                                                                                                                                                                                                                                                                                                                                                                                                                                                                                                                                                                                                                   |  |                  |  |  |  |  |  |  |  |  |  |     |    |    |    |    |    |    |    |    |    |           |                           |                     |                    |                     |               |                   |                   |     |          |   |   |   |   |   |   |   |   |   |    |   |   |   |   |   |   |   |   |   |   |                                                                                                                                                    |  |                         |                              |                 |
| connector 15 pin                                                                                                                                                                                                                                                                                                                                                                                                                                                                                                                                                                      |                           |                     |                                 |                     |                  |                           |                         |                    |                     |              |                |                    |          |              |       |       |       |        |        |        |        |        |        |                           |                         |   |   |   |   |   |   |   |   |   |   |   |   |   |   |   |   |                                                                                                                                                                                                                                                                                                                                                                                                                                                                                                                                                                                                                                                                                                                                                                                                                                                                                                                                                                                                                              |  |                  |  |  |  |  |  |  |  |  |  |  |  |  |  |  |     |     |     |     |     |     |     |     |     |     |     |     |     |     |     |                    |                        |           |            |                  |              |                     |                       |                    |                     |              |                |                    |          |              |   |   |   |   |   |   |   |   |   |    |    |    |    |    |    |   |   |   |   |   |   |   |   |   |   |   |   |   |   |   |                                                                                                                                                                                                                                                                                                                                                                                                                                                                                                                                                                                                                                                                                                                   |  |                  |  |  |  |  |  |  |  |  |  |     |    |    |    |    |    |    |    |    |    |           |                           |                     |                    |                     |               |                   |                   |     |          |   |   |   |   |   |   |   |   |   |    |   |   |   |   |   |   |   |   |   |   |                                                                                                                                                    |  |                         |                              |                 |
| OUT                                                                                                                                                                                                                                                                                                                                                                                                                                                                                                                                                                                   | OUT                       | OUT                 | OUT                             | OUT                 | OUT              | OUT                       | OUT                     | OUT                | OUT                 | OUT          | OUT            | OUT                | OUT      | OUT          |       |       |       |        |        |        |        |        |        |                           |                         |   |   |   |   |   |   |   |   |   |   |   |   |   |   |   |   |                                                                                                                                                                                                                                                                                                                                                                                                                                                                                                                                                                                                                                                                                                                                                                                                                                                                                                                                                                                                                              |  |                  |  |  |  |  |  |  |  |  |  |  |  |  |  |  |     |     |     |     |     |     |     |     |     |     |     |     |     |     |     |                    |                        |           |            |                  |              |                     |                       |                    |                     |              |                |                    |          |              |   |   |   |   |   |   |   |   |   |    |    |    |    |    |    |   |   |   |   |   |   |   |   |   |   |   |   |   |   |   |                                                                                                                                                                                                                                                                                                                                                                                                                                                                                                                                                                                                                                                                                                                   |  |                  |  |  |  |  |  |  |  |  |  |     |    |    |    |    |    |    |    |    |    |           |                           |                     |                    |                     |               |                   |                   |     |          |   |   |   |   |   |   |   |   |   |    |   |   |   |   |   |   |   |   |   |   |                                                                                                                                                    |  |                         |                              |                 |
| Driver door sensor                                                                                                                                                                                                                                                                                                                                                                                                                                                                                                                                                                    | Passengers door sensor    | Trunk lid           | Hood sense                      | Original alarm++    | Arming state     | Lock factory remote       | Unlock factory remote   | Any button pressed | Handbrake / Parking | Speed 10kmph | Engine running | Engine speed (RPM) | Ignition | Key inserted |       |       |       |        |        |        |        |        |        |                           |                         |   |   |   |   |   |   |   |   |   |   |   |   |   |   |   |   |                                                                                                                                                                                                                                                                                                                                                                                                                                                                                                                                                                                                                                                                                                                                                                                                                                                                                                                                                                                                                              |  |                  |  |  |  |  |  |  |  |  |  |  |  |  |  |  |     |     |     |     |     |     |     |     |     |     |     |     |     |     |     |                    |                        |           |            |                  |              |                     |                       |                    |                     |              |                |                    |          |              |   |   |   |   |   |   |   |   |   |    |    |    |    |    |    |   |   |   |   |   |   |   |   |   |   |   |   |   |   |   |                                                                                                                                                                                                                                                                                                                                                                                                                                                                                                                                                                                                                                                                                                                   |  |                  |  |  |  |  |  |  |  |  |  |     |    |    |    |    |    |    |    |    |    |           |                           |                     |                    |                     |               |                   |                   |     |          |   |   |   |   |   |   |   |   |   |    |   |   |   |   |   |   |   |   |   |   |                                                                                                                                                    |  |                         |                              |                 |
| 1                                                                                                                                                                                                                                                                                                                                                                                                                                                                                                                                                                                     | 2                         | 3                   | 4                               | 5                   | 6                | 7                         | 8                       | 9                  | 10                  | 11           | 12             | 13                 | 14       | 15           |       |       |       |        |        |        |        |        |        |                           |                         |   |   |   |   |   |   |   |   |   |   |   |   |   |   |   |   |                                                                                                                                                                                                                                                                                                                                                                                                                                                                                                                                                                                                                                                                                                                                                                                                                                                                                                                                                                                                                              |  |                  |  |  |  |  |  |  |  |  |  |  |  |  |  |  |     |     |     |     |     |     |     |     |     |     |     |     |     |     |     |                    |                        |           |            |                  |              |                     |                       |                    |                     |              |                |                    |          |              |   |   |   |   |   |   |   |   |   |    |    |    |    |    |    |   |   |   |   |   |   |   |   |   |   |   |   |   |   |   |                                                                                                                                                                                                                                                                                                                                                                                                                                                                                                                                                                                                                                                                                                                   |  |                  |  |  |  |  |  |  |  |  |  |     |    |    |    |    |    |    |    |    |    |           |                           |                     |                    |                     |               |                   |                   |     |          |   |   |   |   |   |   |   |   |   |    |   |   |   |   |   |   |   |   |   |   |                                                                                                                                                    |  |                         |                              |                 |
| +                                                                                                                                                                                                                                                                                                                                                                                                                                                                                                                                                                                     | +                         | +                   | +                               | +                   | +                | +                         | +                       | +                  | +                   | +            | +              | +                  | +        | +            |       |       |       |        |        |        |        |        |        |                           |                         |   |   |   |   |   |   |   |   |   |   |   |   |   |   |   |   |                                                                                                                                                                                                                                                                                                                                                                                                                                                                                                                                                                                                                                                                                                                                                                                                                                                                                                                                                                                                                              |  |                  |  |  |  |  |  |  |  |  |  |  |  |  |  |  |     |     |     |     |     |     |     |     |     |     |     |     |     |     |     |                    |                        |           |            |                  |              |                     |                       |                    |                     |              |                |                    |          |              |   |   |   |   |   |   |   |   |   |    |    |    |    |    |    |   |   |   |   |   |   |   |   |   |   |   |   |   |   |   |                                                                                                                                                                                                                                                                                                                                                                                                                                                                                                                                                                                                                                                                                                                   |  |                  |  |  |  |  |  |  |  |  |  |     |    |    |    |    |    |    |    |    |    |           |                           |                     |                    |                     |               |                   |                   |     |          |   |   |   |   |   |   |   |   |   |    |   |   |   |   |   |   |   |   |   |   |                                                                                                                                                    |  |                         |                              |                 |
| connector 10 pin                                                                                                                                                                                                                                                                                                                                                                                                                                                                                                                                                                      |                           |                     |                                 |                     |                  |                           |                         |                    |                     |              |                |                    |          |              |       |       |       |        |        |        |        |        |        |                           |                         |   |   |   |   |   |   |   |   |   |   |   |   |   |   |   |   |                                                                                                                                                                                                                                                                                                                                                                                                                                                                                                                                                                                                                                                                                                                                                                                                                                                                                                                                                                                                                              |  |                  |  |  |  |  |  |  |  |  |  |  |  |  |  |  |     |     |     |     |     |     |     |     |     |     |     |     |     |     |     |                    |                        |           |            |                  |              |                     |                       |                    |                     |              |                |                    |          |              |   |   |   |   |   |   |   |   |   |    |    |    |    |    |    |   |   |   |   |   |   |   |   |   |   |   |   |   |   |   |                                                                                                                                                                                                                                                                                                                                                                                                                                                                                                                                                                                                                                                                                                                   |  |                  |  |  |  |  |  |  |  |  |  |     |    |    |    |    |    |    |    |    |    |           |                           |                     |                    |                     |               |                   |                   |     |          |   |   |   |   |   |   |   |   |   |    |   |   |   |   |   |   |   |   |   |   |                                                                                                                                                    |  |                         |                              |                 |
| OUT                                                                                                                                                                                                                                                                                                                                                                                                                                                                                                                                                                                   | IN                        | IN                  | IN                              | IN                  | IN               | IN                        | IN                      | IN                 | IN                  |              |                |                    |          |              |       |       |       |        |        |        |        |        |        |                           |                         |   |   |   |   |   |   |   |   |   |   |   |   |   |   |   |   |                                                                                                                                                                                                                                                                                                                                                                                                                                                                                                                                                                                                                                                                                                                                                                                                                                                                                                                                                                                                                              |  |                  |  |  |  |  |  |  |  |  |  |  |  |  |  |  |     |     |     |     |     |     |     |     |     |     |     |     |     |     |     |                    |                        |           |            |                  |              |                     |                       |                    |                     |              |                |                    |          |              |   |   |   |   |   |   |   |   |   |    |    |    |    |    |    |   |   |   |   |   |   |   |   |   |   |   |   |   |   |   |                                                                                                                                                                                                                                                                                                                                                                                                                                                                                                                                                                                                                                                                                                                   |  |                  |  |  |  |  |  |  |  |  |  |     |    |    |    |    |    |    |    |    |    |           |                           |                     |                    |                     |               |                   |                   |     |          |   |   |   |   |   |   |   |   |   |    |   |   |   |   |   |   |   |   |   |   |                                                                                                                                                    |  |                         |                              |                 |
| Footbrake                                                                                                                                                                                                                                                                                                                                                                                                                                                                                                                                                                             | Drivers door opening sim. | Turn off the engine | Turn on the engine              | Turn signal control | Trunk release    | Opening all doors         | Closing all doors       | GND                | PWR +12V            |              |                |                    |          |              |       |       |       |        |        |        |        |        |        |                           |                         |   |   |   |   |   |   |   |   |   |   |   |   |   |   |   |   |                                                                                                                                                                                                                                                                                                                                                                                                                                                                                                                                                                                                                                                                                                                                                                                                                                                                                                                                                                                                                              |  |                  |  |  |  |  |  |  |  |  |  |  |  |  |  |  |     |     |     |     |     |     |     |     |     |     |     |     |     |     |     |                    |                        |           |            |                  |              |                     |                       |                    |                     |              |                |                    |          |              |   |   |   |   |   |   |   |   |   |    |    |    |    |    |    |   |   |   |   |   |   |   |   |   |   |   |   |   |   |   |                                                                                                                                                                                                                                                                                                                                                                                                                                                                                                                                                                                                                                                                                                                   |  |                  |  |  |  |  |  |  |  |  |  |     |    |    |    |    |    |    |    |    |    |           |                           |                     |                    |                     |               |                   |                   |     |          |   |   |   |   |   |   |   |   |   |    |   |   |   |   |   |   |   |   |   |   |                                                                                                                                                    |  |                         |                              |                 |
| 1                                                                                                                                                                                                                                                                                                                                                                                                                                                                                                                                                                                     | 2                         | 3                   | 4                               | 5                   | 6                | 7                         | 8                       | 9                  | 10                  |              |                |                    |          |              |       |       |       |        |        |        |        |        |        |                           |                         |   |   |   |   |   |   |   |   |   |   |   |   |   |   |   |   |                                                                                                                                                                                                                                                                                                                                                                                                                                                                                                                                                                                                                                                                                                                                                                                                                                                                                                                                                                                                                              |  |                  |  |  |  |  |  |  |  |  |  |  |  |  |  |  |     |     |     |     |     |     |     |     |     |     |     |     |     |     |     |                    |                        |           |            |                  |              |                     |                       |                    |                     |              |                |                    |          |              |   |   |   |   |   |   |   |   |   |    |    |    |    |    |    |   |   |   |   |   |   |   |   |   |   |   |   |   |   |   |                                                                                                                                                                                                                                                                                                                                                                                                                                                                                                                                                                                                                                                                                                                   |  |                  |  |  |  |  |  |  |  |  |  |     |    |    |    |    |    |    |    |    |    |           |                           |                     |                    |                     |               |                   |                   |     |          |   |   |   |   |   |   |   |   |   |    |   |   |   |   |   |   |   |   |   |   |                                                                                                                                                    |  |                         |                              |                 |
| +                                                                                                                                                                                                                                                                                                                                                                                                                                                                                                                                                                                     | +                         | +                   | +                               | +                   | +                | +                         | +                       | +                  | +                   |              |                |                    |          |              |       |       |       |        |        |        |        |        |        |                           |                         |   |   |   |   |   |   |   |   |   |   |   |   |   |   |   |   |                                                                                                                                                                                                                                                                                                                                                                                                                                                                                                                                                                                                                                                                                                                                                                                                                                                                                                                                                                                                                              |  |                  |  |  |  |  |  |  |  |  |  |  |  |  |  |  |     |     |     |     |     |     |     |     |     |     |     |     |     |     |     |                    |                        |           |            |                  |              |                     |                       |                    |                     |              |                |                    |          |              |   |   |   |   |   |   |   |   |   |    |    |    |    |    |    |   |   |   |   |   |   |   |   |   |   |   |   |   |   |   |                                                                                                                                                                                                                                                                                                                                                                                                                                                                                                                                                                                                                                                                                                                   |  |                  |  |  |  |  |  |  |  |  |  |     |    |    |    |    |    |    |    |    |    |           |                           |                     |                    |                     |               |                   |                   |     |          |   |   |   |   |   |   |   |   |   |    |   |   |   |   |   |   |   |   |   |   |                                                                                                                                                    |  |                         |                              |                 |
| Contr. of factory alarm                                                                                                                                                                                                                                                                                                                                                                                                                                                                                                                                                               |                           |                     |                                 |                     |                  |                           |                         |                    |                     |              |                |                    |          |              |       |       |       |        |        |        |        |        |        |                           |                         |   |   |   |   |   |   |   |   |   |   |   |   |   |   |   |   |                                                                                                                                                                                                                                                                                                                                                                                                                                                                                                                                                                                                                                                                                                                                                                                                                                                                                                                                                                                                                              |  |                  |  |  |  |  |  |  |  |  |  |  |  |  |  |  |     |     |     |     |     |     |     |     |     |     |     |     |     |     |     |                    |                        |           |            |                  |              |                     |                       |                    |                     |              |                |                    |          |              |   |   |   |   |   |   |   |   |   |    |    |    |    |    |    |   |   |   |   |   |   |   |   |   |   |   |   |   |   |   |                                                                                                                                                                                                                                                                                                                                                                                                                                                                                                                                                                                                                                                                                                                   |  |                  |  |  |  |  |  |  |  |  |  |     |    |    |    |    |    |    |    |    |    |           |                           |                     |                    |                     |               |                   |                   |     |          |   |   |   |   |   |   |   |   |   |    |   |   |   |   |   |   |   |   |   |   |                                                                                                                                                    |  |                         |                              |                 |
| Contr.c.lock, when ign.is on                                                                                                                                                                                                                                                                                                                                                                                                                                                                                                                                                          |                           |                     |                                 |                     |                  |                           |                         |                    |                     |              |                |                    |          |              |       |       |       |        |        |        |        |        |        |                           |                         |   |   |   |   |   |   |   |   |   |   |   |   |   |   |   |   |                                                                                                                                                                                                                                                                                                                                                                                                                                                                                                                                                                                                                                                                                                                                                                                                                                                                                                                                                                                                                              |  |                  |  |  |  |  |  |  |  |  |  |  |  |  |  |  |     |     |     |     |     |     |     |     |     |     |     |     |     |     |     |                    |                        |           |            |                  |              |                     |                       |                    |                     |              |                |                    |          |              |   |   |   |   |   |   |   |   |   |    |    |    |    |    |    |   |   |   |   |   |   |   |   |   |   |   |   |   |   |   |                                                                                                                                                                                                                                                                                                                                                                                                                                                                                                                                                                                                                                                                                                                   |  |                  |  |  |  |  |  |  |  |  |  |     |    |    |    |    |    |    |    |    |    |           |                           |                     |                    |                     |               |                   |                   |     |          |   |   |   |   |   |   |   |   |   |    |   |   |   |   |   |   |   |   |   |   |                                                                                                                                                    |  |                         |                              |                 |
| Comfort closure                                                                                                                                                                                                                                                                                                                                                                                                                                                                                                                                                                       |                           |                     |                                 |                     |                  |                           |                         |                    |                     |              |                |                    |          |              |       |       |       |        |        |        |        |        |        |                           |                         |   |   |   |   |   |   |   |   |   |   |   |   |   |   |   |   |                                                                                                                                                                                                                                                                                                                                                                                                                                                                                                                                                                                                                                                                                                                                                                                                                                                                                                                                                                                                                              |  |                  |  |  |  |  |  |  |  |  |  |  |  |  |  |  |     |     |     |     |     |     |     |     |     |     |     |     |     |     |     |                    |                        |           |            |                  |              |                     |                       |                    |                     |              |                |                    |          |              |   |   |   |   |   |   |   |   |   |    |    |    |    |    |    |   |   |   |   |   |   |   |   |   |   |   |   |   |   |   |                                                                                                                                                                                                                                                                                                                                                                                                                                                                                                                                                                                                                                                                                                                   |  |                  |  |  |  |  |  |  |  |  |  |     |    |    |    |    |    |    |    |    |    |           |                           |                     |                    |                     |               |                   |                   |     |          |   |   |   |   |   |   |   |   |   |    |   |   |   |   |   |   |   |   |   |   |                                                                                                                                                    |  |                         |                              |                 |
| Attention:                                                                                                                                                                                                                                                                                                                                                                                                                                                                                                                                                                            |                           |                     |                                 |                     |                  |                           |                         |                    |                     |              |                |                    |          |              |       |       |       |        |        |        |        |        |        |                           |                         |   |   |   |   |   |   |   |   |   |   |   |   |   |   |   |   |                                                                                                                                                                                                                                                                                                                                                                                                                                                                                                                                                                                                                                                                                                                                                                                                                                                                                                                                                                                                                              |  |                  |  |  |  |  |  |  |  |  |  |  |  |  |  |  |     |     |     |     |     |     |     |     |     |     |     |     |     |     |     |                    |                        |           |            |                  |              |                     |                       |                    |                     |              |                |                    |          |              |   |   |   |   |   |   |   |   |   |    |    |    |    |    |    |   |   |   |   |   |   |   |   |   |   |   |   |   |   |   |                                                                                                                                                                                                                                                                                                                                                                                                                                                                                                                                                                                                                                                                                                                   |  |                  |  |  |  |  |  |  |  |  |  |     |    |    |    |    |    |    |    |    |    |           |                           |                     |                    |                     |               |                   |                   |     |          |   |   |   |   |   |   |   |   |   |    |   |   |   |   |   |   |   |   |   |   |                                                                                                                                                    |  |                         |                              |                 |
| <p>Switches </p>                                                                                                                                                                                                                                                                                                                                                                                                                                                                                    |                           |                     |                                 |                     |                  |                           |                         |                    |                     |              |                |                    |          |              |       |       |       |        |        |        |        |        |        |                           |                         |   |   |   |   |   |   |   |   |   |   |   |   |   |   |   |   |                                                                                                                                                                                                                                                                                                                                                                                                                                                                                                                                                                                                                                                                                                                                                                                                                                                                                                                                                                                                                              |  |                  |  |  |  |  |  |  |  |  |  |  |  |  |  |  |     |     |     |     |     |     |     |     |     |     |     |     |     |     |     |                    |                        |           |            |                  |              |                     |                       |                    |                     |              |                |                    |          |              |   |   |   |   |   |   |   |   |   |    |    |    |    |    |    |   |   |   |   |   |   |   |   |   |   |   |   |   |   |   |                                                                                                                                                                                                                                                                                                                                                                                                                                                                                                                                                                                                                                                                                                                   |  |                  |  |  |  |  |  |  |  |  |  |     |    |    |    |    |    |    |    |    |    |           |                           |                     |                    |                     |               |                   |                   |     |          |   |   |   |   |   |   |   |   |   |    |   |   |   |   |   |   |   |   |   |   |                                                                                                                                                    |  |                         |                              |                 |
| MERCEDES GLC (253)                                                                                                                                                                                                                                                                                                                                                                                                                                                                                                                                                                    |                           | year: 2016 →        | with and without Keyless System | program No: 11688   | from: 2023-05-24 |                           |                         |                    |                     |              |                |                    |          |              |       |       |       |        |        |        |        |        |        |                           |                         |   |   |   |   |   |   |   |   |   |   |   |   |   |   |   |   |                                                                                                                                                                                                                                                                                                                                                                                                                                                                                                                                                                                                                                                                                                                                                                                                                                                                                                                                                                                                                              |  |                  |  |  |  |  |  |  |  |  |  |  |  |  |  |  |     |     |     |     |     |     |     |     |     |     |     |     |     |     |     |                    |                        |           |            |                  |              |                     |                       |                    |                     |              |                |                    |          |              |   |   |   |   |   |   |   |   |   |    |    |    |    |    |    |   |   |   |   |   |   |   |   |   |   |   |   |   |   |   |                                                                                                                                                                                                                                                                                                                                                                                                                                                                                                                                                                                                                                                                                                                   |  |                  |  |  |  |  |  |  |  |  |  |     |    |    |    |    |    |    |    |    |    |           |                           |                     |                    |                     |               |                   |                   |     |          |   |   |   |   |   |   |   |   |   |    |   |   |   |   |   |   |   |   |   |   |                                                                                                                                                    |  |                         |                              |                 |
| <table border="1"><thead><tr><th colspan="8">connector 8 pin</th></tr><tr><th>CAN H</th><th>CAN L</th><th>CAN H</th><th>CAN L</th><th>CAN H</th><th>CAN L</th><th>OUT +</th><th>OUT -</th></tr></thead><tbody><tr><td>CAN1-H</td><td>CAN1-L</td><td>CAN2-H</td><td>CAN2-L</td><td>CAN3-H</td><td>CAN3-L</td><td>Alternative blink control</td><td>Alt. contr. centr. lock</td></tr><tr><td>1</td><td>2</td><td>3</td><td>4</td><td>5</td><td>6</td><td>7</td><td>8</td></tr><tr><td>+</td><td>+</td><td>+</td><td>+</td><td>+</td><td>+</td><td>+</td><td>+</td></tr></tbody></table> |                           | connector 8 pin     |                                 |                     |                  |                           |                         |                    |                     | CAN H        | CAN L          | CAN H              | CAN L    | CAN H        | CAN L | OUT + | OUT - | CAN1-H | CAN1-L | CAN2-H | CAN2-L | CAN3-H | CAN3-L | Alternative blink control | Alt. contr. centr. lock | 1 | 2 | 3 | 4 | 5 | 6 | 7 | 8 | + | + | + | + | + | + | + | + | <table border="1"><thead><tr><th colspan="15">connector 15 pin</th></tr><tr><th>OUT</th><th>OUT</th><th>OUT</th><th>OUT</th><th>OUT</th><th>OUT</th><th>OUT</th><th>OUT</th><th>OUT</th><th>OUT</th><th>OUT</th><th>OUT</th><th>OUT</th><th>OUT</th><th>OUT</th></tr></thead><tbody><tr><td>Driver door sensor</td><td>Passengers door sensor</td><td>Trunk lid</td><td>Hood sense</td><td>Original alarm++</td><td>Arming state</td><td>Lock factory remote</td><td>Unlock factory remote</td><td>Any button pressed</td><td>Handbrake / Parking</td><td>Speed 10kmph</td><td>Engine running</td><td>Engine speed (RPM)</td><td>Ignition</td><td>Key inserted</td></tr><tr><td>1</td><td>2</td><td>3</td><td>4</td><td>5</td><td>6</td><td>7</td><td>8</td><td>9</td><td>10</td><td>11</td><td>12</td><td>13</td><td>14</td><td>15</td></tr><tr><td>+</td><td>+</td><td>+</td><td>+</td><td>+</td><td>+</td><td>+</td><td>+</td><td>+</td><td>+</td><td>+</td><td>+</td><td>+</td><td>+</td><td>+</td></tr></tbody></table> |  | connector 15 pin |  |  |  |  |  |  |  |  |  |  |  |  |  |  | OUT | OUT | OUT | OUT | OUT | OUT | OUT | OUT | OUT | OUT | OUT | OUT | OUT | OUT | OUT | Driver door sensor | Passengers door sensor | Trunk lid | Hood sense | Original alarm++ | Arming state | Lock factory remote | Unlock factory remote | Any button pressed | Handbrake / Parking | Speed 10kmph | Engine running | Engine speed (RPM) | Ignition | Key inserted | 1 | 2 | 3 | 4 | 5 | 6 | 7 | 8 | 9 | 10 | 11 | 12 | 13 | 14 | 15 | + | + | + | + | + | + | + | + | + | + | + | + | + | + | + | <table border="1"><thead><tr><th colspan="10">connector 10 pin</th></tr><tr><th>OUT</th><th>IN</th><th>IN</th><th>IN</th><th>IN</th><th>IN</th><th>IN</th><th>IN</th><th>IN</th><th>IN</th></tr></thead><tbody><tr><td>Footbrake</td><td>Drivers door opening sim.</td><td>Turn off the engine</td><td>Turn on the engine</td><td>Turn signal control</td><td>Trunk release</td><td>Opening all doors</td><td>Closing all doors</td><td>GND</td><td>PWR +12V</td></tr><tr><td>1</td><td>2</td><td>3</td><td>4</td><td>5</td><td>6</td><td>7</td><td>8</td><td>9</td><td>10</td></tr><tr><td>+</td><td>+</td><td>+</td><td>+</td><td>+</td><td>+</td><td>+</td><td>+</td><td>+</td><td>+</td></tr></tbody></table> |  | connector 10 pin |  |  |  |  |  |  |  |  |  | OUT | IN | IN | IN | IN | IN | IN | IN | IN | IN | Footbrake | Drivers door opening sim. | Turn off the engine | Turn on the engine | Turn signal control | Trunk release | Opening all doors | Closing all doors | GND | PWR +12V | 1 | 2 | 3 | 4 | 5 | 6 | 7 | 8 | 9 | 10 | + | + | + | + | + | + | + | + | + | + | <table border="1"><tr><td>Contr. of factory alarm</td></tr><tr><td>Contr.c.lock, when ign.is on</td></tr><tr><td>Comfort closure</td></tr></table> |  | Contr. of factory alarm | Contr.c.lock, when ign.is on | Comfort closure |
| connector 8 pin                                                                                                                                                                                                                                                                                                                                                                                                                                                                                                                                                                       |                           |                     |                                 |                     |                  |                           |                         |                    |                     |              |                |                    |          |              |       |       |       |        |        |        |        |        |        |                           |                         |   |   |   |   |   |   |   |   |   |   |   |   |   |   |   |   |                                                                                                                                                                                                                                                                                                                                                                                                                                                                                                                                                                                                                                                                                                                                                                                                                                                                                                                                                                                                                              |  |                  |  |  |  |  |  |  |  |  |  |  |  |  |  |  |     |     |     |     |     |     |     |     |     |     |     |     |     |     |     |                    |                        |           |            |                  |              |                     |                       |                    |                     |              |                |                    |          |              |   |   |   |   |   |   |   |   |   |    |    |    |    |    |    |   |   |   |   |   |   |   |   |   |   |   |   |   |   |   |                                                                                                                                                                                                                                                                                                                                                                                                                                                                                                                                                                                                                                                                                                                   |  |                  |  |  |  |  |  |  |  |  |  |     |    |    |    |    |    |    |    |    |    |           |                           |                     |                    |                     |               |                   |                   |     |          |   |   |   |   |   |   |   |   |   |    |   |   |   |   |   |   |   |   |   |   |                                                                                                                                                    |  |                         |                              |                 |
| CAN H                                                                                                                                                                                                                                                                                                                                                                                                                                                                                                                                                                                 | CAN L                     | CAN H               | CAN L                           | CAN H               | CAN L            | OUT +                     | OUT -                   |                    |                     |              |                |                    |          |              |       |       |       |        |        |        |        |        |        |                           |                         |   |   |   |   |   |   |   |   |   |   |   |   |   |   |   |   |                                                                                                                                                                                                                                                                                                                                                                                                                                                                                                                                                                                                                                                                                                                                                                                                                                                                                                                                                                                                                              |  |                  |  |  |  |  |  |  |  |  |  |  |  |  |  |  |     |     |     |     |     |     |     |     |     |     |     |     |     |     |     |                    |                        |           |            |                  |              |                     |                       |                    |                     |              |                |                    |          |              |   |   |   |   |   |   |   |   |   |    |    |    |    |    |    |   |   |   |   |   |   |   |   |   |   |   |   |   |   |   |                                                                                                                                                                                                                                                                                                                                                                                                                                                                                                                                                                                                                                                                                                                   |  |                  |  |  |  |  |  |  |  |  |  |     |    |    |    |    |    |    |    |    |    |           |                           |                     |                    |                     |               |                   |                   |     |          |   |   |   |   |   |   |   |   |   |    |   |   |   |   |   |   |   |   |   |   |                                                                                                                                                    |  |                         |                              |                 |
| CAN1-H                                                                                                                                                                                                                                                                                                                                                                                                                                                                                                                                                                                | CAN1-L                    | CAN2-H              | CAN2-L                          | CAN3-H              | CAN3-L           | Alternative blink control | Alt. contr. centr. lock |                    |                     |              |                |                    |          |              |       |       |       |        |        |        |        |        |        |                           |                         |   |   |   |   |   |   |   |   |   |   |   |   |   |   |   |   |                                                                                                                                                                                                                                                                                                                                                                                                                                                                                                                                                                                                                                                                                                                                                                                                                                                                                                                                                                                                                              |  |                  |  |  |  |  |  |  |  |  |  |  |  |  |  |  |     |     |     |     |     |     |     |     |     |     |     |     |     |     |     |                    |                        |           |            |                  |              |                     |                       |                    |                     |              |                |                    |          |              |   |   |   |   |   |   |   |   |   |    |    |    |    |    |    |   |   |   |   |   |   |   |   |   |   |   |   |   |   |   |                                                                                                                                                                                                                                                                                                                                                                                                                                                                                                                                                                                                                                                                                                                   |  |                  |  |  |  |  |  |  |  |  |  |     |    |    |    |    |    |    |    |    |    |           |                           |                     |                    |                     |               |                   |                   |     |          |   |   |   |   |   |   |   |   |   |    |   |   |   |   |   |   |   |   |   |   |                                                                                                                                                    |  |                         |                              |                 |
| 1                                                                                                                                                                                                                                                                                                                                                                                                                                                                                                                                                                                     | 2                         | 3                   | 4                               | 5                   | 6                | 7                         | 8                       |                    |                     |              |                |                    |          |              |       |       |       |        |        |        |        |        |        |                           |                         |   |   |   |   |   |   |   |   |   |   |   |   |   |   |   |   |                                                                                                                                                                                                                                                                                                                                                                                                                                                                                                                                                                                                                                                                                                                                                                                                                                                                                                                                                                                                                              |  |                  |  |  |  |  |  |  |  |  |  |  |  |  |  |  |     |     |     |     |     |     |     |     |     |     |     |     |     |     |     |                    |                        |           |            |                  |              |                     |                       |                    |                     |              |                |                    |          |              |   |   |   |   |   |   |   |   |   |    |    |    |    |    |    |   |   |   |   |   |   |   |   |   |   |   |   |   |   |   |                                                                                                                                                                                                                                                                                                                                                                                                                                                                                                                                                                                                                                                                                                                   |  |                  |  |  |  |  |  |  |  |  |  |     |    |    |    |    |    |    |    |    |    |           |                           |                     |                    |                     |               |                   |                   |     |          |   |   |   |   |   |   |   |   |   |    |   |   |   |   |   |   |   |   |   |   |                                                                                                                                                    |  |                         |                              |                 |
| +                                                                                                                                                                                                                                                                                                                                                                                                                                                                                                                                                                                     | +                         | +                   | +                               | +                   | +                | +                         | +                       |                    |                     |              |                |                    |          |              |       |       |       |        |        |        |        |        |        |                           |                         |   |   |   |   |   |   |   |   |   |   |   |   |   |   |   |   |                                                                                                                                                                                                                                                                                                                                                                                                                                                                                                                                                                                                                                                                                                                                                                                                                                                                                                                                                                                                                              |  |                  |  |  |  |  |  |  |  |  |  |  |  |  |  |  |     |     |     |     |     |     |     |     |     |     |     |     |     |     |     |                    |                        |           |            |                  |              |                     |                       |                    |                     |              |                |                    |          |              |   |   |   |   |   |   |   |   |   |    |    |    |    |    |    |   |   |   |   |   |   |   |   |   |   |   |   |   |   |   |                                                                                                                                                                                                                                                                                                                                                                                                                                                                                                                                                                                                                                                                                                                   |  |                  |  |  |  |  |  |  |  |  |  |     |    |    |    |    |    |    |    |    |    |           |                           |                     |                    |                     |               |                   |                   |     |          |   |   |   |   |   |   |   |   |   |    |   |   |   |   |   |   |   |   |   |   |                                                                                                                                                    |  |                         |                              |                 |
| connector 15 pin                                                                                                                                                                                                                                                                                                                                                                                                                                                                                                                                                                      |                           |                     |                                 |                     |                  |                           |                         |                    |                     |              |                |                    |          |              |       |       |       |        |        |        |        |        |        |                           |                         |   |   |   |   |   |   |   |   |   |   |   |   |   |   |   |   |                                                                                                                                                                                                                                                                                                                                                                                                                                                                                                                                                                                                                                                                                                                                                                                                                                                                                                                                                                                                                              |  |                  |  |  |  |  |  |  |  |  |  |  |  |  |  |  |     |     |     |     |     |     |     |     |     |     |     |     |     |     |     |                    |                        |           |            |                  |              |                     |                       |                    |                     |              |                |                    |          |              |   |   |   |   |   |   |   |   |   |    |    |    |    |    |    |   |   |   |   |   |   |   |   |   |   |   |   |   |   |   |                                                                                                                                                                                                                                                                                                                                                                                                                                                                                                                                                                                                                                                                                                                   |  |                  |  |  |  |  |  |  |  |  |  |     |    |    |    |    |    |    |    |    |    |           |                           |                     |                    |                     |               |                   |                   |     |          |   |   |   |   |   |   |   |   |   |    |   |   |   |   |   |   |   |   |   |   |                                                                                                                                                    |  |                         |                              |                 |
| OUT                                                                                                                                                                                                                                                                                                                                                                                                                                                                                                                                                                                   | OUT                       | OUT                 | OUT                             | OUT                 | OUT              | OUT                       | OUT                     | OUT                | OUT                 | OUT          | OUT            | OUT                | OUT      | OUT          |       |       |       |        |        |        |        |        |        |                           |                         |   |   |   |   |   |   |   |   |   |   |   |   |   |   |   |   |                                                                                                                                                                                                                                                                                                                                                                                                                                                                                                                                                                                                                                                                                                                                                                                                                                                                                                                                                                                                                              |  |                  |  |  |  |  |  |  |  |  |  |  |  |  |  |  |     |     |     |     |     |     |     |     |     |     |     |     |     |     |     |                    |                        |           |            |                  |              |                     |                       |                    |                     |              |                |                    |          |              |   |   |   |   |   |   |   |   |   |    |    |    |    |    |    |   |   |   |   |   |   |   |   |   |   |   |   |   |   |   |                                                                                                                                                                                                                                                                                                                                                                                                                                                                                                                                                                                                                                                                                                                   |  |                  |  |  |  |  |  |  |  |  |  |     |    |    |    |    |    |    |    |    |    |           |                           |                     |                    |                     |               |                   |                   |     |          |   |   |   |   |   |   |   |   |   |    |   |   |   |   |   |   |   |   |   |   |                                                                                                                                                    |  |                         |                              |                 |
| Driver door sensor                                                                                                                                                                                                                                                                                                                                                                                                                                                                                                                                                                    | Passengers door sensor    | Trunk lid           | Hood sense                      | Original alarm++    | Arming state     | Lock factory remote       | Unlock factory remote   | Any button pressed | Handbrake / Parking | Speed 10kmph | Engine running | Engine speed (RPM) | Ignition | Key inserted |       |       |       |        |        |        |        |        |        |                           |                         |   |   |   |   |   |   |   |   |   |   |   |   |   |   |   |   |                                                                                                                                                                                                                                                                                                                                                                                                                                                                                                                                                                                                                                                                                                                                                                                                                                                                                                                                                                                                                              |  |                  |  |  |  |  |  |  |  |  |  |  |  |  |  |  |     |     |     |     |     |     |     |     |     |     |     |     |     |     |     |                    |                        |           |            |                  |              |                     |                       |                    |                     |              |                |                    |          |              |   |   |   |   |   |   |   |   |   |    |    |    |    |    |    |   |   |   |   |   |   |   |   |   |   |   |   |   |   |   |                                                                                                                                                                                                                                                                                                                                                                                                                                                                                                                                                                                                                                                                                                                   |  |                  |  |  |  |  |  |  |  |  |  |     |    |    |    |    |    |    |    |    |    |           |                           |                     |                    |                     |               |                   |                   |     |          |   |   |   |   |   |   |   |   |   |    |   |   |   |   |   |   |   |   |   |   |                                                                                                                                                    |  |                         |                              |                 |
| 1                                                                                                                                                                                                                                                                                                                                                                                                                                                                                                                                                                                     | 2                         | 3                   | 4                               | 5                   | 6                | 7                         | 8                       | 9                  | 10                  | 11           | 12             | 13                 | 14       | 15           |       |       |       |        |        |        |        |        |        |                           |                         |   |   |   |   |   |   |   |   |   |   |   |   |   |   |   |   |                                                                                                                                                                                                                                                                                                                                                                                                                                                                                                                                                                                                                                                                                                                                                                                                                                                                                                                                                                                                                              |  |                  |  |  |  |  |  |  |  |  |  |  |  |  |  |  |     |     |     |     |     |     |     |     |     |     |     |     |     |     |     |                    |                        |           |            |                  |              |                     |                       |                    |                     |              |                |                    |          |              |   |   |   |   |   |   |   |   |   |    |    |    |    |    |    |   |   |   |   |   |   |   |   |   |   |   |   |   |   |   |                                                                                                                                                                                                                                                                                                                                                                                                                                                                                                                                                                                                                                                                                                                   |  |                  |  |  |  |  |  |  |  |  |  |     |    |    |    |    |    |    |    |    |    |           |                           |                     |                    |                     |               |                   |                   |     |          |   |   |   |   |   |   |   |   |   |    |   |   |   |   |   |   |   |   |   |   |                                                                                                                                                    |  |                         |                              |                 |
| +                                                                                                                                                                                                                                                                                                                                                                                                                                                                                                                                                                                     | +                         | +                   | +                               | +                   | +                | +                         | +                       | +                  | +                   | +            | +              | +                  | +        | +            |       |       |       |        |        |        |        |        |        |                           |                         |   |   |   |   |   |   |   |   |   |   |   |   |   |   |   |   |                                                                                                                                                                                                                                                                                                                                                                                                                                                                                                                                                                                                                                                                                                                                                                                                                                                                                                                                                                                                                              |  |                  |  |  |  |  |  |  |  |  |  |  |  |  |  |  |     |     |     |     |     |     |     |     |     |     |     |     |     |     |     |                    |                        |           |            |                  |              |                     |                       |                    |                     |              |                |                    |          |              |   |   |   |   |   |   |   |   |   |    |    |    |    |    |    |   |   |   |   |   |   |   |   |   |   |   |   |   |   |   |                                                                                                                                                                                                                                                                                                                                                                                                                                                                                                                                                                                                                                                                                                                   |  |                  |  |  |  |  |  |  |  |  |  |     |    |    |    |    |    |    |    |    |    |           |                           |                     |                    |                     |               |                   |                   |     |          |   |   |   |   |   |   |   |   |   |    |   |   |   |   |   |   |   |   |   |   |                                                                                                                                                    |  |                         |                              |                 |
| connector 10 pin                                                                                                                                                                                                                                                                                                                                                                                                                                                                                                                                                                      |                           |                     |                                 |                     |                  |                           |                         |                    |                     |              |                |                    |          |              |       |       |       |        |        |        |        |        |        |                           |                         |   |   |   |   |   |   |   |   |   |   |   |   |   |   |   |   |                                                                                                                                                                                                                                                                                                                                                                                                                                                                                                                                                                                                                                                                                                                                                                                                                                                                                                                                                                                                                              |  |                  |  |  |  |  |  |  |  |  |  |  |  |  |  |  |     |     |     |     |     |     |     |     |     |     |     |     |     |     |     |                    |                        |           |            |                  |              |                     |                       |                    |                     |              |                |                    |          |              |   |   |   |   |   |   |   |   |   |    |    |    |    |    |    |   |   |   |   |   |   |   |   |   |   |   |   |   |   |   |                                                                                                                                                                                                                                                                                                                                                                                                                                                                                                                                                                                                                                                                                                                   |  |                  |  |  |  |  |  |  |  |  |  |     |    |    |    |    |    |    |    |    |    |           |                           |                     |                    |                     |               |                   |                   |     |          |   |   |   |   |   |   |   |   |   |    |   |   |   |   |   |   |   |   |   |   |                                                                                                                                                    |  |                         |                              |                 |
| OUT                                                                                                                                                                                                                                                                                                                                                                                                                                                                                                                                                                                   | IN                        | IN                  | IN                              | IN                  | IN               | IN                        | IN                      | IN                 | IN                  |              |                |                    |          |              |       |       |       |        |        |        |        |        |        |                           |                         |   |   |   |   |   |   |   |   |   |   |   |   |   |   |   |   |                                                                                                                                                                                                                                                                                                                                                                                                                                                                                                                                                                                                                                                                                                                                                                                                                                                                                                                                                                                                                              |  |                  |  |  |  |  |  |  |  |  |  |  |  |  |  |  |     |     |     |     |     |     |     |     |     |     |     |     |     |     |     |                    |                        |           |            |                  |              |                     |                       |                    |                     |              |                |                    |          |              |   |   |   |   |   |   |   |   |   |    |    |    |    |    |    |   |   |   |   |   |   |   |   |   |   |   |   |   |   |   |                                                                                                                                                                                                                                                                                                                                                                                                                                                                                                                                                                                                                                                                                                                   |  |                  |  |  |  |  |  |  |  |  |  |     |    |    |    |    |    |    |    |    |    |           |                           |                     |                    |                     |               |                   |                   |     |          |   |   |   |   |   |   |   |   |   |    |   |   |   |   |   |   |   |   |   |   |                                                                                                                                                    |  |                         |                              |                 |
| Footbrake                                                                                                                                                                                                                                                                                                                                                                                                                                                                                                                                                                             | Drivers door opening sim. | Turn off the engine | Turn on the engine              | Turn signal control | Trunk release    | Opening all doors         | Closing all doors       | GND                | PWR +12V            |              |                |                    |          |              |       |       |       |        |        |        |        |        |        |                           |                         |   |   |   |   |   |   |   |   |   |   |   |   |   |   |   |   |                                                                                                                                                                                                                                                                                                                                                                                                                                                                                                                                                                                                                                                                                                                                                                                                                                                                                                                                                                                                                              |  |                  |  |  |  |  |  |  |  |  |  |  |  |  |  |  |     |     |     |     |     |     |     |     |     |     |     |     |     |     |     |                    |                        |           |            |                  |              |                     |                       |                    |                     |              |                |                    |          |              |   |   |   |   |   |   |   |   |   |    |    |    |    |    |    |   |   |   |   |   |   |   |   |   |   |   |   |   |   |   |                                                                                                                                                                                                                                                                                                                                                                                                                                                                                                                                                                                                                                                                                                                   |  |                  |  |  |  |  |  |  |  |  |  |     |    |    |    |    |    |    |    |    |    |           |                           |                     |                    |                     |               |                   |                   |     |          |   |   |   |   |   |   |   |   |   |    |   |   |   |   |   |   |   |   |   |   |                                                                                                                                                    |  |                         |                              |                 |
| 1                                                                                                                                                                                                                                                                                                                                                                                                                                                                                                                                                                                     | 2                         | 3                   | 4                               | 5                   | 6                | 7                         | 8                       | 9                  | 10                  |              |                |                    |          |              |       |       |       |        |        |        |        |        |        |                           |                         |   |   |   |   |   |   |   |   |   |   |   |   |   |   |   |   |                                                                                                                                                                                                                                                                                                                                                                                                                                                                                                                                                                                                                                                                                                                                                                                                                                                                                                                                                                                                                              |  |                  |  |  |  |  |  |  |  |  |  |  |  |  |  |  |     |     |     |     |     |     |     |     |     |     |     |     |     |     |     |                    |                        |           |            |                  |              |                     |                       |                    |                     |              |                |                    |          |              |   |   |   |   |   |   |   |   |   |    |    |    |    |    |    |   |   |   |   |   |   |   |   |   |   |   |   |   |   |   |                                                                                                                                                                                                                                                                                                                                                                                                                                                                                                                                                                                                                                                                                                                   |  |                  |  |  |  |  |  |  |  |  |  |     |    |    |    |    |    |    |    |    |    |           |                           |                     |                    |                     |               |                   |                   |     |          |   |   |   |   |   |   |   |   |   |    |   |   |   |   |   |   |   |   |   |   |                                                                                                                                                    |  |                         |                              |                 |
| +                                                                                                                                                                                                                                                                                                                                                                                                                                                                                                                                                                                     | +                         | +                   | +                               | +                   | +                | +                         | +                       | +                  | +                   |              |                |                    |          |              |       |       |       |        |        |        |        |        |        |                           |                         |   |   |   |   |   |   |   |   |   |   |   |   |   |   |   |   |                                                                                                                                                                                                                                                                                                                                                                                                                                                                                                                                                                                                                                                                                                                                                                                                                                                                                                                                                                                                                              |  |                  |  |  |  |  |  |  |  |  |  |  |  |  |  |  |     |     |     |     |     |     |     |     |     |     |     |     |     |     |     |                    |                        |           |            |                  |              |                     |                       |                    |                     |              |                |                    |          |              |   |   |   |   |   |   |   |   |   |    |    |    |    |    |    |   |   |   |   |   |   |   |   |   |   |   |   |   |   |   |                                                                                                                                                                                                                                                                                                                                                                                                                                                                                                                                                                                                                                                                                                                   |  |                  |  |  |  |  |  |  |  |  |  |     |    |    |    |    |    |    |    |    |    |           |                           |                     |                    |                     |               |                   |                   |     |          |   |   |   |   |   |   |   |   |   |    |   |   |   |   |   |   |   |   |   |   |                                                                                                                                                    |  |                         |                              |                 |
| Contr. of factory alarm                                                                                                                                                                                                                                                                                                                                                                                                                                                                                                                                                               |                           |                     |                                 |                     |                  |                           |                         |                    |                     |              |                |                    |          |              |       |       |       |        |        |        |        |        |        |                           |                         |   |   |   |   |   |   |   |   |   |   |   |   |   |   |   |   |                                                                                                                                                                                                                                                                                                                                                                                                                                                                                                                                                                                                                                                                                                                                                                                                                                                                                                                                                                                                                              |  |                  |  |  |  |  |  |  |  |  |  |  |  |  |  |  |     |     |     |     |     |     |     |     |     |     |     |     |     |     |     |                    |                        |           |            |                  |              |                     |                       |                    |                     |              |                |                    |          |              |   |   |   |   |   |   |   |   |   |    |    |    |    |    |    |   |   |   |   |   |   |   |   |   |   |   |   |   |   |   |                                                                                                                                                                                                                                                                                                                                                                                                                                                                                                                                                                                                                                                                                                                   |  |                  |  |  |  |  |  |  |  |  |  |     |    |    |    |    |    |    |    |    |    |           |                           |                     |                    |                     |               |                   |                   |     |          |   |   |   |   |   |   |   |   |   |    |   |   |   |   |   |   |   |   |   |   |                                                                                                                                                    |  |                         |                              |                 |
| Contr.c.lock, when ign.is on                                                                                                                                                                                                                                                                                                                                                                                                                                                                                                                                                          |                           |                     |                                 |                     |                  |                           |                         |                    |                     |              |                |                    |          |              |       |       |       |        |        |        |        |        |        |                           |                         |   |   |   |   |   |   |   |   |   |   |   |   |   |   |   |   |                                                                                                                                                                                                                                                                                                                                                                                                                                                                                                                                                                                                                                                                                                                                                                                                                                                                                                                                                                                                                              |  |                  |  |  |  |  |  |  |  |  |  |  |  |  |  |  |     |     |     |     |     |     |     |     |     |     |     |     |     |     |     |                    |                        |           |            |                  |              |                     |                       |                    |                     |              |                |                    |          |              |   |   |   |   |   |   |   |   |   |    |    |    |    |    |    |   |   |   |   |   |   |   |   |   |   |   |   |   |   |   |                                                                                                                                                                                                                                                                                                                                                                                                                                                                                                                                                                                                                                                                                                                   |  |                  |  |  |  |  |  |  |  |  |  |     |    |    |    |    |    |    |    |    |    |           |                           |                     |                    |                     |               |                   |                   |     |          |   |   |   |   |   |   |   |   |   |    |   |   |   |   |   |   |   |   |   |   |                                                                                                                                                    |  |                         |                              |                 |
| Comfort closure                                                                                                                                                                                                                                                                                                                                                                                                                                                                                                                                                                       |                           |                     |                                 |                     |                  |                           |                         |                    |                     |              |                |                    |          |              |       |       |       |        |        |        |        |        |        |                           |                         |   |   |   |   |   |   |   |   |   |   |   |   |   |   |   |   |                                                                                                                                                                                                                                                                                                                                                                                                                                                                                                                                                                                                                                                                                                                                                                                                                                                                                                                                                                                                                              |  |                  |  |  |  |  |  |  |  |  |  |  |  |  |  |  |     |     |     |     |     |     |     |     |     |     |     |     |     |     |     |                    |                        |           |            |                  |              |                     |                       |                    |                     |              |                |                    |          |              |   |   |   |   |   |   |   |   |   |    |    |    |    |    |    |   |   |   |   |   |   |   |   |   |   |   |   |   |   |   |                                                                                                                                                                                                                                                                                                                                                                                                                                                                                                                                                                                                                                                                                                                   |  |                  |  |  |  |  |  |  |  |  |  |     |    |    |    |    |    |    |    |    |    |           |                           |                     |                    |                     |               |                   |                   |     |          |   |   |   |   |   |   |   |   |   |    |   |   |   |   |   |   |   |   |   |   |                                                                                                                                                    |  |                         |                              |                 |
| Attention:                                                                                                                                                                                                                                                                                                                                                                                                                                                                                                                                                                            |                           |                     |                                 |                     |                  |                           |                         |                    |                     |              |                |                    |          |              |       |       |       |        |        |        |        |        |        |                           |                         |   |   |   |   |   |   |   |   |   |   |   |   |   |   |   |   |                                                                                                                                                                                                                                                                                                                                                                                                                                                                                                                                                                                                                                                                                                                                                                                                                                                                                                                                                                                                                              |  |                  |  |  |  |  |  |  |  |  |  |  |  |  |  |  |     |     |     |     |     |     |     |     |     |     |     |     |     |     |     |                    |                        |           |            |                  |              |                     |                       |                    |                     |              |                |                    |          |              |   |   |   |   |   |   |   |   |   |    |    |    |    |    |    |   |   |   |   |   |   |   |   |   |   |   |   |   |   |   |                                                                                                                                                                                                                                                                                                                                                                                                                                                                                                                                                                                                                                                                                                                   |  |                  |  |  |  |  |  |  |  |  |  |     |    |    |    |    |    |    |    |    |    |           |                           |                     |                    |                     |               |                   |                   |     |          |   |   |   |   |   |   |   |   |   |    |   |   |   |   |   |   |   |   |   |   |                                                                                                                                                    |  |                         |                              |                 |
| <p>Switches </p>                                                                                                                                                                                                                                                                                                                                                                                                                                                                                    |                           |                     |                                 |                     |                  |                           |                         |                    |                     |              |                |                    |          |              |       |       |       |        |        |        |        |        |        |                           |                         |   |   |   |   |   |   |   |   |   |   |   |   |   |   |   |   |                                                                                                                                                                                                                                                                                                                                                                                                                                                                                                                                                                                                                                                                                                                                                                                                                                                                                                                                                                                                                              |  |                  |  |  |  |  |  |  |  |  |  |  |  |  |  |  |     |     |     |     |     |     |     |     |     |     |     |     |     |     |     |                    |                        |           |            |                  |              |                     |                       |                    |                     |              |                |                    |          |              |   |   |   |   |   |   |   |   |   |    |    |    |    |    |    |   |   |   |   |   |   |   |   |   |   |   |   |   |   |   |                                                                                                                                                                                                                                                                                                                                                                                                                                                                                                                                                                                                                                                                                                                   |  |                  |  |  |  |  |  |  |  |  |  |     |    |    |    |    |    |    |    |    |    |           |                           |                     |                    |                     |               |                   |                   |     |          |   |   |   |   |   |   |   |   |   |    |   |   |   |   |   |   |   |   |   |   |                                                                                                                                                    |  |                         |                              |                 |

| MERCEDES GLC (253) (Coupe) |        |        |        |        |        |                            |                         | year: 2016 →       | with and without Keyless System | program №: 12581 | from: 2023-05-24 |                  |              |                     |                       |                    |                     |              |                |                    |          |              |           |                           |                     |                    |                     |               |                   |                   |     |          |                         |                              |                 |  |   |
|----------------------------|--------|--------|--------|--------|--------|----------------------------|-------------------------|--------------------|---------------------------------|------------------|------------------|------------------|--------------|---------------------|-----------------------|--------------------|---------------------|--------------|----------------|--------------------|----------|--------------|-----------|---------------------------|---------------------|--------------------|---------------------|---------------|-------------------|-------------------|-----|----------|-------------------------|------------------------------|-----------------|--|---|
| connector 8 pin            |        |        |        |        |        |                            |                         | connector 15 pin   |                                 |                  |                  |                  |              |                     | connector 10 pin      |                    |                     |              |                |                    |          |              |           |                           |                     |                    |                     |               |                   |                   |     |          |                         |                              |                 |  |   |
| CAN H                      | CAN L  | CAN H  | CAN L  | CAN H  | CAN L  | OUT +                      | OUT +                   | OUT                | OUT                             | OUT              | OUT              | OUT              | OUT          | OUT                 | OUT                   | OUT                | IN                  | IN           | IN             | IN                 | IN       | IN           | IN        | IN                        |                     |                    |                     |               |                   |                   |     |          |                         |                              |                 |  |   |
| CAN1-H                     | CAN1-L | CAN2-H | CAN2-L | CAN3-H | CAN3-L | Alternative blink. control | Alt. contr. centr. lock | Driver door sensor | Passengers door sensor          | Trunk lid        | Hood sense       | Original alarm++ | Arming state | Lock factory remote | Unlock factory remote | Any button pressed | Handbrake / Parking | Speed 10kmph | Engine running | Engine speed (RPM) | Ignition | Key inserted | Footbrake | Drivers door opening sim. | Turn off the engine | Turn on the engine | Turn signal control | Trunk release | Opening all doors | Closing all doors | GND | PWR +12V | Contr. of factory alarm | Contr.c.lock. when ign.is on | Comfort closure |  |   |
| 1                          | 2      | 3      | 4      | 5      | 6      | 7                          | 8                       | 1                  | 2                               | 3                | 4                | 5                | 6            | 7                   | 8                     | 9                  | 10                  | 11           | 12             | 13                 | 14       | 15           | 1         | 2                         | 3                   | 4                  | 5                   | 6             | 7                 | 8                 | 9   | 10       |                         |                              |                 |  |   |
| +                          | +      | +      | +      |        |        |                            |                         | +                  | +                               | +                |                  |                  | +            | +                   | +                     | +                  | +                   | +            | +              | +                  | +        | +            | +         | +                         |                     |                    |                     |               |                   |                   |     |          |                         |                              | +               |  | + |

Attention:

| MERCEDES GLE (167) (Coupe) |        |        |        |        |        |                            |                         | year: 2022 →       | with and without Keyless System | program №: 14213 | from: 2023-05-24 |                  |              |                     |                       |                    |                     |              |                |                    |          |              |           |                           |                     |                    |                     |               |                   |                   |     |          |                         |                              |                 |   |  |   |
|----------------------------|--------|--------|--------|--------|--------|----------------------------|-------------------------|--------------------|---------------------------------|------------------|------------------|------------------|--------------|---------------------|-----------------------|--------------------|---------------------|--------------|----------------|--------------------|----------|--------------|-----------|---------------------------|---------------------|--------------------|---------------------|---------------|-------------------|-------------------|-----|----------|-------------------------|------------------------------|-----------------|---|--|---|
| connector 8 pin            |        |        |        |        |        |                            |                         | connector 15 pin   |                                 |                  |                  |                  |              |                     | connector 10 pin      |                    |                     |              |                |                    |          |              |           |                           |                     |                    |                     |               |                   |                   |     |          |                         |                              |                 |   |  |   |
| CAN H                      | CAN L  | CAN H  | CAN L  | CAN H  | CAN L  | OUT +                      | OUT +                   | OUT                | OUT                             | OUT              | OUT              | OUT              | OUT          | OUT                 | OUT                   | OUT                | IN                  | IN           | IN             | IN                 | IN       | IN           | IN        | IN                        |                     |                    |                     |               |                   |                   |     |          |                         |                              |                 |   |  |   |
| CAN1-H                     | CAN1-L | CAN2-H | CAN2-L | CAN3-H | CAN3-L | Alternative blink. control | Alt. contr. centr. lock | Driver door sensor | Passengers door sensor          | Trunk lid        | Hood sense       | Original alarm++ | Arming state | Lock factory remote | Unlock factory remote | Any button pressed | Handbrake / Parking | Speed 10kmph | Engine running | Engine speed (RPM) | Ignition | Key inserted | Footbrake | Drivers door opening sim. | Turn off the engine | Turn on the engine | Turn signal control | Trunk release | Opening all doors | Closing all doors | GND | PWR +12V | Contr. of factory alarm | Contr.c.lock. when ign.is on | Comfort closure |   |  |   |
| 1                          | 2      | 3      | 4      | 5      | 6      | 7                          | 8                       | 1                  | 2                               | 3                | 4                | 5                | 6            | 7                   | 8                     | 9                  | 10                  | 11           | 12             | 13                 | 14       | 15           | 1         | 2                         | 3                   | 4                  | 5                   | 6             | 7                 | 8                 | 9   | 10       |                         |                              |                 |   |  |   |
| +                          | +      | +      | +      |        |        |                            |                         | +                  | +                               | +                | +                | +                | +            | +                   | +                     | +                  | +                   | +            | +              | +                  | +        | +            | +         | +                         | +                   |                    |                     |               |                   |                   |     |          |                         |                              |                 | + |  | + |

Attention:

| MERCEDES GLE (167) (Coupe) |        |        |        |        |        |                            |                         | year: 2020 →       | with and without Keyless System | program №: 13785 | from: 2023-05-24 |                  |              |                     |                       |                    |                     |              |                |                    |          |              |           |                           |                     |                    |                     |               |                   |                   |     |          |                         |                              |                 |   |  |   |
|----------------------------|--------|--------|--------|--------|--------|----------------------------|-------------------------|--------------------|---------------------------------|------------------|------------------|------------------|--------------|---------------------|-----------------------|--------------------|---------------------|--------------|----------------|--------------------|----------|--------------|-----------|---------------------------|---------------------|--------------------|---------------------|---------------|-------------------|-------------------|-----|----------|-------------------------|------------------------------|-----------------|---|--|---|
| connector 8 pin            |        |        |        |        |        |                            |                         | connector 15 pin   |                                 |                  |                  |                  |              |                     | connector 10 pin      |                    |                     |              |                |                    |          |              |           |                           |                     |                    |                     |               |                   |                   |     |          |                         |                              |                 |   |  |   |
| CAN H                      | CAN L  | CAN H  | CAN L  | CAN H  | CAN L  | OUT +                      | OUT +                   | OUT                | OUT                             | OUT              | OUT              | OUT              | OUT          | OUT                 | OUT                   | OUT                | IN                  | IN           | IN             | IN                 | IN       | IN           | IN        | IN                        |                     |                    |                     |               |                   |                   |     |          |                         |                              |                 |   |  |   |
| CAN1-H                     | CAN1-L | CAN2-H | CAN2-L | CAN3-H | CAN3-L | Alternative blink. control | Alt. contr. centr. lock | Driver door sensor | Passengers door sensor          | Trunk lid        | Hood sense       | Original alarm++ | Arming state | Lock factory remote | Unlock factory remote | Any button pressed | Handbrake / Parking | Speed 10kmph | Engine running | Engine speed (RPM) | Ignition | Key inserted | Footbrake | Drivers door opening sim. | Turn off the engine | Turn on the engine | Turn signal control | Trunk release | Opening all doors | Closing all doors | GND | PWR +12V | Contr. of factory alarm | Contr.c.lock. when ign.is on | Comfort closure |   |  |   |
| 1                          | 2      | 3      | 4      | 5      | 6      | 7                          | 8                       | 1                  | 2                               | 3                | 4                | 5                | 6            | 7                   | 8                     | 9                  | 10                  | 11           | 12             | 13                 | 14       | 15           | 1         | 2                         | 3                   | 4                  | 5                   | 6             | 7                 | 8                 | 9   | 10       |                         |                              |                 |   |  |   |
| +                          | +      | +      | +      |        |        |                            |                         | +                  | +                               | +                | +                | +                | +            | +                   | +                     | +                  | +                   | +            | +              | +                  | +        | +            | +         | +                         | +                   |                    |                     |               |                   |                   |     |          |                         |                              |                 | + |  | + |

Attention:

| MERCEDES GLE (167) (Hybrid) (Plug-in) |        |        |        |        |        |                            |                         | year: 2020 →       | with and without Keyless System | program №: 14345 | from: 2023-05-24 |                  |              |                     |                       |                    |                     |              |                |                    |          |              |           |                           |                     |                    |                     |               |                   |                   |     |          |                         |                              |                 |  |   |  |   |
|---------------------------------------|--------|--------|--------|--------|--------|----------------------------|-------------------------|--------------------|---------------------------------|------------------|------------------|------------------|--------------|---------------------|-----------------------|--------------------|---------------------|--------------|----------------|--------------------|----------|--------------|-----------|---------------------------|---------------------|--------------------|---------------------|---------------|-------------------|-------------------|-----|----------|-------------------------|------------------------------|-----------------|--|---|--|---|
| connector 8 pin                       |        |        |        |        |        |                            |                         | connector 15 pin   |                                 |                  |                  |                  |              |                     | connector 10 pin      |                    |                     |              |                |                    |          |              |           |                           |                     |                    |                     |               |                   |                   |     |          |                         |                              |                 |  |   |  |   |
| CAN H                                 | CAN L  | CAN H  | CAN L  | CAN H  | CAN L  | OUT +                      | OUT +                   | OUT                | OUT                             | OUT              | OUT              | OUT              | OUT          | OUT                 | OUT                   | OUT                | IN                  | IN           | IN             | IN                 | IN       | IN           | IN        | IN                        |                     |                    |                     |               |                   |                   |     |          |                         |                              |                 |  |   |  |   |
| CAN1-H                                | CAN1-L | CAN2-H | CAN2-L | CAN3-H | CAN3-L | Alternative blink. control | Alt. contr. centr. lock | Driver door sensor | Passengers door sensor          | Trunk lid        | Hood sense       | Original alarm++ | Arming state | Lock factory remote | Unlock factory remote | Any button pressed | Handbrake / Parking | Speed 10kmph | Engine running | Engine speed (RPM) | Ignition | Key inserted | Footbrake | Drivers door opening sim. | Turn off the engine | Turn on the engine | Turn signal control | Trunk release | Opening all doors | Closing all doors | GND | PWR +12V | Contr. of factory alarm | Contr.c.lock. when ign.is on | Comfort closure |  |   |  |   |
| 1                                     | 2      | 3      | 4      | 5      | 6      | 7                          | 8                       | 1                  | 2                               | 3                | 4                | 5                | 6            | 7                   | 8                     | 9                  | 10                  | 11           | 12             | 13                 | 14       | 15           | 1         | 2                         | 3                   | 4                  | 5                   | 6             | 7                 | 8                 | 9   | 10       |                         |                              |                 |  |   |  |   |
| +                                     | +      | +      | +      |        |        |                            |                         | +                  | +                               | +                | +                | +                | +            | +                   | +                     | +                  | +                   | +            | +              | +                  | +        | +            | +         | +                         | +                   |                    |                     |               |                   |                   |     |          |                         |                              |                 |  | + |  | + |

Attention:

| MERCEDES GLE (167) |        |        |        |        |        |                            |                         | year: 2019 →       | with and without Keyless System | program №: 12934 | from: 2023-05-24 |                  |              |                     |                       |                    |                     |              |                |                    |          |              |           |                           |                     |                    |                     |               |                   |                   |     |          |                         |                              |                 |  |   |  |   |
|--------------------|--------|--------|--------|--------|--------|----------------------------|-------------------------|--------------------|---------------------------------|------------------|------------------|------------------|--------------|---------------------|-----------------------|--------------------|---------------------|--------------|----------------|--------------------|----------|--------------|-----------|---------------------------|---------------------|--------------------|---------------------|---------------|-------------------|-------------------|-----|----------|-------------------------|------------------------------|-----------------|--|---|--|---|
| connector 8 pin    |        |        |        |        |        |                            |                         | connector 15 pin   |                                 |                  |                  |                  |              |                     | connector 10 pin      |                    |                     |              |                |                    |          |              |           |                           |                     |                    |                     |               |                   |                   |     |          |                         |                              |                 |  |   |  |   |
| CAN H              | CAN L  | CAN H  | CAN L  | CAN H  | CAN L  | OUT +                      | OUT +                   | OUT                | OUT                             | OUT              | OUT              | OUT              | OUT          | OUT                 | OUT                   | OUT                | IN                  | IN           | IN             | IN                 | IN       | IN           | IN        | IN                        |                     |                    |                     |               |                   |                   |     |          |                         |                              |                 |  |   |  |   |
| CAN1-H             | CAN1-L | CAN2-H | CAN2-L | CAN3-H | CAN3-L | Alternative blink. control | Alt. contr. centr. lock | Driver door sensor | Passengers door sensor          | Trunk lid        | Hood sense       | Original alarm++ | Arming state | Lock factory remote | Unlock factory remote | Any button pressed | Handbrake / Parking | Speed 10kmph | Engine running | Engine speed (RPM) | Ignition | Key inserted | Footbrake | Drivers door opening sim. | Turn off the engine | Turn on the engine | Turn signal control | Trunk release | Opening all doors | Closing all doors | GND | PWR +12V | Contr. of factory alarm | Contr.c.lock. when ign.is on | Comfort closure |  |   |  |   |
| 1                  | 2      | 3      | 4      | 5      | 6      | 7                          | 8                       | 1                  | 2                               | 3                | 4                | 5                | 6            | 7                   | 8                     | 9                  | 10                  | 11           | 12             | 13                 | 14       | 15           | 1         | 2                         | 3                   | 4                  | 5                   | 6             | 7                 | 8                 | 9   | 10       |                         |                              |                 |  |   |  |   |
| +                  | +      | +      | +      |        |        |                            |                         | +                  | +                               | +                | +                | +                | +            | +                   | +                     | +                  | +                   | +            | +              | +                  | +        | +            | +         | +                         | +                   |                    |                     |               |                   |                   |     |          |                         |                              |                 |  | + |  | + |

Attention:

**MERCEDES GLE (166)**

year: 2016 →

with and without Keyless System

program №: 13246

from: 2020-07-03

| connector 8 pin |        |        |        |        |        |                           |                         |
|-----------------|--------|--------|--------|--------|--------|---------------------------|-------------------------|
| CAN H           | CAN L  | CAN H  | CAN L  | CAN H  | CAN L  | OUT +                     | OUT -                   |
| CAN1-H          | CAN1-L | CAN2-H | CAN2-L | CAN3-H | CAN3-L | Alternative blink control | Alt. contr. centr. lock |
| 1               | 2      | 3      | 4      | 5      | 6      | 7                         | 8                       |
| +               | +      | +      | +      | +      | +      | +                         | +                       |

| connector 15 pin   |                        |           |            |                  |              |                     |                       |                    |                     |              |                |                    |          |              |
|--------------------|------------------------|-----------|------------|------------------|--------------|---------------------|-----------------------|--------------------|---------------------|--------------|----------------|--------------------|----------|--------------|
| OUT                | OUT                    | OUT       | OUT        | OUT              | OUT          | OUT                 | OUT                   | OUT                | OUT                 | OUT          | OUT            | OUT                | OUT      | OUT          |
| Driver door sensor | Passengers door sensor | Trunk lid | Hood sense | Original alarm++ | Arming state | Lock factory remote | Unlock factory remote | Any button pressed | Handbrake / Parking | Speed 10kmph | Engine running | Engine speed (RPM) | Ignition | Key inserted |
| 1                  | 2                      | 3         | 4          | 5                | 6            | 7                   | 8                     | 9                  | 10                  | 11           | 12             | 13                 | 14       | 15           |
| +                  | +                      | +         | +          | +                | +            | +                   | +                     | +                  | +                   | +            | +              | +                  | +        | +            |

| connector 10 pin |                           |                     |                    |                     |               |                   |                   |     |          |
|------------------|---------------------------|---------------------|--------------------|---------------------|---------------|-------------------|-------------------|-----|----------|
| OUT              | IN                        | IN                  | IN                 | IN                  | IN            | IN                | IN                | IN  | IN       |
| Footbrake        | Drivers door opening sim. | Turn off the engine | Turn on the engine | Turn signal control | Trunk release | Opening all doors | Closing all doors | GND | PWR +12V |
| 1                | 2                         | 3                   | 4                  | 5                   | 6             | 7                 | 8                 | 9   | 10       |
| +                | +                         | +                   | +                  | +                   | +             | +                 | +                 | +   | +        |

|   |                              |
|---|------------------------------|
| + | Contr. of factory alarm      |
| + | Contr.c.lock. when ign.is on |
| + | Comfort closure              |

Attention:

**MERCEDES GLE (292) (Coupe)**

year: 2016 →

with and without Keyless System

program №: 11686

from: 2017-09-01

| connector 8 pin |        |        |        |        |        |                           |                         |
|-----------------|--------|--------|--------|--------|--------|---------------------------|-------------------------|
| CAN H           | CAN L  | CAN H  | CAN L  | CAN H  | CAN L  | OUT +                     | OUT -                   |
| CAN1-H          | CAN1-L | CAN2-H | CAN2-L | CAN3-H | CAN3-L | Alternative blink control | Alt. contr. centr. lock |
| 1               | 2      | 3      | 4      | 5      | 6      | 7                         | 8                       |
| +               | +      | +      | +      | +      | +      | +                         | +                       |

| connector 15 pin   |                        |           |            |                  |              |                     |                       |                    |                     |              |                |                    |          |              |
|--------------------|------------------------|-----------|------------|------------------|--------------|---------------------|-----------------------|--------------------|---------------------|--------------|----------------|--------------------|----------|--------------|
| OUT                | OUT                    | OUT       | OUT        | OUT              | OUT          | OUT                 | OUT                   | OUT                | OUT                 | OUT          | OUT            | OUT                | OUT      | OUT          |
| Driver door sensor | Passengers door sensor | Trunk lid | Hood sense | Original alarm++ | Arming state | Lock factory remote | Unlock factory remote | Any button pressed | Handbrake / Parking | Speed 10kmph | Engine running | Engine speed (RPM) | Ignition | Key inserted |
| 1                  | 2                      | 3         | 4          | 5                | 6            | 7                   | 8                     | 9                  | 10                  | 11           | 12             | 13                 | 14       | 15           |
| +                  | +                      | +         | +          | +                | +            | +                   | +                     | +                  | +                   | +            | +              | +                  | +        | +            |

| connector 10 pin |                           |                     |                    |                     |               |                   |                   |     |          |
|------------------|---------------------------|---------------------|--------------------|---------------------|---------------|-------------------|-------------------|-----|----------|
| OUT              | IN                        | IN                  | IN                 | IN                  | IN            | IN                | IN                | IN  | IN       |
| Footbrake        | Drivers door opening sim. | Turn off the engine | Turn on the engine | Turn signal control | Trunk release | Opening all doors | Closing all doors | GND | PWR +12V |
| 1                | 2                         | 3                   | 4                  | 5                   | 6             | 7                 | 8                 | 9   | 10       |
| +                | +                         | +                   | +                  | +                   | +             | +                 | +                 | +   | +        |

|   |                              |
|---|------------------------------|
| + | Contr. of factory alarm      |
| + | Contr.c.lock. when ign.is on |
| + | Comfort closure              |

Attention:

**MERCEDES GLK (204)**

year: 2012 →

with and without Keyless System

program №: 11141

from: 2021-04-01

| connector 8 pin |        |        |        |        |        |                           |                         |
|-----------------|--------|--------|--------|--------|--------|---------------------------|-------------------------|
| CAN H           | CAN L  | CAN H  | CAN L  | CAN H  | CAN L  | OUT +                     | OUT -                   |
| CAN1-H          | CAN1-L | CAN2-H | CAN2-L | CAN3-H | CAN3-L | Alternative blink control | Alt. contr. centr. lock |
| 1               | 2      | 3      | 4      | 5      | 6      | 7                         | 8                       |
| +               | +      | +      | +      | +      | +      | +                         | +                       |

| connector 15 pin   |                        |           |            |                  |              |                     |                       |                    |                     |              |                |                    |          |              |
|--------------------|------------------------|-----------|------------|------------------|--------------|---------------------|-----------------------|--------------------|---------------------|--------------|----------------|--------------------|----------|--------------|
| OUT                | OUT                    | OUT       | OUT        | OUT              | OUT          | OUT                 | OUT                   | OUT                | OUT                 | OUT          | OUT            | OUT                | OUT      | OUT          |
| Driver door sensor | Passengers door sensor | Trunk lid | Hood sense | Original alarm++ | Arming state | Lock factory remote | Unlock factory remote | Any button pressed | Handbrake / Parking | Speed 10kmph | Engine running | Engine speed (RPM) | Ignition | Key inserted |
| 1                  | 2                      | 3         | 4          | 5                | 6            | 7                   | 8                     | 9                  | 10                  | 11           | 12             | 13                 | 14       | 15           |
| +                  | +                      | +         | +          | +                | +            | +                   | +                     | +                  | +                   | +            | +              | +                  | +        | +            |

| connector 10 pin |                           |                     |                    |                     |               |                   |                   |     |          |
|------------------|---------------------------|---------------------|--------------------|---------------------|---------------|-------------------|-------------------|-----|----------|
| OUT              | IN                        | IN                  | IN                 | IN                  | IN            | IN                | IN                | IN  | IN       |
| Footbrake        | Drivers door opening sim. | Turn off the engine | Turn on the engine | Turn signal control | Trunk release | Opening all doors | Closing all doors | GND | PWR +12V |
| 1                | 2                         | 3                   | 4                  | 5                   | 6             | 7                 | 8                 | 9   | 10       |
| +                | +                         | +                   | +                  | +                   | +             | +                 | +                 | +   | +        |

|   |                              |
|---|------------------------------|
| + | Contr. of factory alarm      |
| + | Contr.c.lock. when ign.is on |
| + | Comfort closure              |

Attention:

**MERCEDES GLK (204)**

year: 2008 →

with and without Keyless System

program №: 11141

from: 2021-04-01

| connector 8 pin |        |        |        |        |        |                           |                         |
|-----------------|--------|--------|--------|--------|--------|---------------------------|-------------------------|
| CAN H           | CAN L  | CAN H  | CAN L  | CAN H  | CAN L  | OUT +                     | OUT -                   |
| CAN1-H          | CAN1-L | CAN2-H | CAN2-L | CAN3-H | CAN3-L | Alternative blink control | Alt. contr. centr. lock |
| 1               | 2      | 3      | 4      | 5      | 6      | 7                         | 8                       |
| +               | +      | +      | +      | +      | +      | +                         | +                       |

| connector 15 pin   |                        |           |            |                  |              |                     |                       |                    |                     |              |                |                    |          |              |
|--------------------|------------------------|-----------|------------|------------------|--------------|---------------------|-----------------------|--------------------|---------------------|--------------|----------------|--------------------|----------|--------------|
| OUT                | OUT                    | OUT       | OUT        | OUT              | OUT          | OUT                 | OUT                   | OUT                | OUT                 | OUT          | OUT            | OUT                | OUT      | OUT          |
| Driver door sensor | Passengers door sensor | Trunk lid | Hood sense | Original alarm++ | Arming state | Lock factory remote | Unlock factory remote | Any button pressed | Handbrake / Parking | Speed 10kmph | Engine running | Engine speed (RPM) | Ignition | Key inserted |
| 1                  | 2                      | 3         | 4          | 5                | 6            | 7                   | 8                     | 9                  | 10                  | 11           | 12             | 13                 | 14       | 15           |
| +                  | +                      | +         | +          | +                | +            | +                   | +                     | +                  | +                   | +            | +              | +                  | +        | +            |

| connector 10 pin |                           |                     |                    |                     |               |                   |                   |     |          |
|------------------|---------------------------|---------------------|--------------------|---------------------|---------------|-------------------|-------------------|-----|----------|
| OUT              | IN                        | IN                  | IN                 | IN                  | IN            | IN                | IN                | IN  | IN       |
| Footbrake        | Drivers door opening sim. | Turn off the engine | Turn on the engine | Turn signal control | Trunk release | Opening all doors | Closing all doors | GND | PWR +12V |
| 1                | 2                         | 3                   | 4                  | 5                   | 6             | 7                 | 8                 | 9   | 10       |
| +                | +                         | +                   | +                  | +                   | +             | +                 | +                 | +   | +        |

|   |                              |
|---|------------------------------|
| + | Contr. of factory alarm      |
| + | Contr.c.lock. when ign.is on |
| + | Comfort closure              |

Attention:

**MERCEDES GLS (167)**

year: 2020 →

with and without Keyless System

program №: 13651

from: 2023-05-24

| connector 8 pin |        |        |        |        |        |                           |                         |
|-----------------|--------|--------|--------|--------|--------|---------------------------|-------------------------|
| CAN H           | CAN L  | CAN H  | CAN L  | CAN H  | CAN L  | OUT +                     | OUT -                   |
| CAN1-H          | CAN1-L | CAN2-H | CAN2-L | CAN3-H | CAN3-L | Alternative blink control | Alt. contr. centr. lock |
| 1               | 2      | 3      | 4      | 5      | 6      | 7                         | 8                       |
| +               | +      | +      | +      | +      | +      | +                         | +                       |

| connector 15 pin   |                        |           |            |                  |              |                     |                       |                    |                     |              |                |                    |          |              |
|--------------------|------------------------|-----------|------------|------------------|--------------|---------------------|-----------------------|--------------------|---------------------|--------------|----------------|--------------------|----------|--------------|
| OUT                | OUT                    | OUT       | OUT        | OUT              | OUT          | OUT                 | OUT                   | OUT                | OUT                 | OUT          | OUT            | OUT                | OUT      | OUT          |
| Driver door sensor | Passengers door sensor | Trunk lid | Hood sense | Original alarm++ | Arming state | Lock factory remote | Unlock factory remote | Any button pressed | Handbrake / Parking | Speed 10kmph | Engine running | Engine speed (RPM) | Ignition | Key inserted |
| 1                  | 2                      | 3         | 4          | 5                | 6            | 7                   | 8                     | 9                  | 10                  | 11           | 12             | 13                 | 14       | 15           |
| +                  | +                      | +         | +          | +                | +            | +                   | +                     | +                  | +                   | +            | +              | +                  | +        | +            |

| connector 10 pin |                           |                     |                    |                     |               |                   |                   |     |          |
|------------------|---------------------------|---------------------|--------------------|---------------------|---------------|-------------------|-------------------|-----|----------|
| OUT              | IN                        | IN                  | IN                 | IN                  | IN            | IN                | IN                | IN  | IN       |
| Footbrake        | Drivers door opening sim. | Turn off the engine | Turn on the engine | Turn signal control | Trunk release | Opening all doors | Closing all doors | GND | PWR +12V |
| 1                | 2                         | 3                   | 4                  | 5                   | 6             | 7                 | 8                 | 9   | 10       |
| +                | +                         | +                   | +                  | +                   | +             | +                 | +                 | +   | +        |

|   |                              |
|---|------------------------------|
| + | Contr. of factory alarm      |
| + | Contr.c.lock. when ign.is on |
| + | Comfort closure              |

Attention:





MERCEDES ML (163)

year: 1998 →

program №: 11246

from: 2017-09-01

| connector 8 pin |        |        |        |        |        |                           |                         |
|-----------------|--------|--------|--------|--------|--------|---------------------------|-------------------------|
| CAN H           | CAN L  | CAN H  | CAN L  | CAN H  | CAN L  | OUT +                     | OUT -                   |
| CAN1-H          | CAN1-L | CAN2-H | CAN2-L | CAN3-H | CAN3-L | Alternative blink control | Alt. contr. centr. lock |
| 1               | 2      | 3      | 4      | 5      | 6      | 7                         | 8                       |
| +               | +      | +      | +      | +      | +      | +                         | +                       |

| connector 15 pin   |                        |           |            |                  |              |                     |                       |                    |                     |              |                |                    |          |              |
|--------------------|------------------------|-----------|------------|------------------|--------------|---------------------|-----------------------|--------------------|---------------------|--------------|----------------|--------------------|----------|--------------|
| OUT                | OUT                    | OUT       | OUT        | OUT              | OUT          | OUT                 | OUT                   | OUT                | OUT                 | OUT          | OUT            | OUT                | OUT      | OUT          |
| Driver door sensor | Passengers door sensor | Trunk lid | Hood sense | Original alarm++ | Arming state | Lock factory remote | Unlock factory remote | Any button pressed | Handbrake / Parking | Speed 10kmph | Engine running | Engine speed (RPM) | Ignition | Key inserted |
| 1                  | 2                      | 3         | 4          | 5                | 6            | 7                   | 8                     | 9                  | 10                  | 11           | 12             | 13                 | 14       | 15           |
| +                  | +                      | +         | +          | +                | +            | +                   | +                     | +                  | +                   | +            | +              | +                  | +        | +            |

| connector 10 pin |                           |                     |                    |                     |               |                   |                   |     |          |
|------------------|---------------------------|---------------------|--------------------|---------------------|---------------|-------------------|-------------------|-----|----------|
| OUT              | IN                        | IN                  | IN                 | IN                  | IN            | IN                | IN                | IN  | IN       |
| Footbrake        | Drivers door opening sim. | Turn off the engine | Turn on the engine | Turn signal control | Trunk release | Opening all doors | Closing all doors | GND | PWR +12V |
| 1                | 2                         | 3                   | 4                  | 5                   | 6             | 7                 | 8                 | 9   | 10       |
| +                | +                         | +                   | +                  | +                   | +             | +                 | +                 | +   | +        |

Attention:

MERCEDES R (251)

year: 2006 →

with and without Keyless System

program №: 11117

from: 2017-09-01

| connector 8 pin |        |        |        |        |        |                           |                         |
|-----------------|--------|--------|--------|--------|--------|---------------------------|-------------------------|
| CAN H           | CAN L  | CAN H  | CAN L  | CAN H  | CAN L  | OUT +                     | OUT -                   |
| CAN1-H          | CAN1-L | CAN2-H | CAN2-L | CAN3-H | CAN3-L | Alternative blink control | Alt. contr. centr. lock |
| 1               | 2      | 3      | 4      | 5      | 6      | 7                         | 8                       |
| +               | +      | +      | +      | +      | +      | +                         | +                       |

| connector 15 pin   |                        |           |            |                  |              |                     |                       |                    |                     |              |                |                    |          |              |
|--------------------|------------------------|-----------|------------|------------------|--------------|---------------------|-----------------------|--------------------|---------------------|--------------|----------------|--------------------|----------|--------------|
| OUT                | OUT                    | OUT       | OUT        | OUT              | OUT          | OUT                 | OUT                   | OUT                | OUT                 | OUT          | OUT            | OUT                | OUT      | OUT          |
| Driver door sensor | Passengers door sensor | Trunk lid | Hood sense | Original alarm++ | Arming state | Lock factory remote | Unlock factory remote | Any button pressed | Handbrake / Parking | Speed 10kmph | Engine running | Engine speed (RPM) | Ignition | Key inserted |
| 1                  | 2                      | 3         | 4          | 5                | 6            | 7                   | 8                     | 9                  | 10                  | 11           | 12             | 13                 | 14       | 15           |
| +                  | +                      | +         | +          | +                | +            | +                   | +                     | +                  | +                   | +            | +              | +                  | +        | +            |

| connector 10 pin |                           |                     |                    |                     |               |                   |                   |     |          |
|------------------|---------------------------|---------------------|--------------------|---------------------|---------------|-------------------|-------------------|-----|----------|
| OUT              | IN                        | IN                  | IN                 | IN                  | IN            | IN                | IN                | IN  | IN       |
| Footbrake        | Drivers door opening sim. | Turn off the engine | Turn on the engine | Turn signal control | Trunk release | Opening all doors | Closing all doors | GND | PWR +12V |
| 1                | 2                         | 3                   | 4                  | 5                   | 6             | 7                 | 8                 | 9   | 10       |
| +                | +                         | +                   | +                  | +                   | +             | +                 | +                 | +   | +        |

Attention:

MERCEDES S (223)

year: 2021 →

with and without Keyless System

program №: 15167

from: 2024-02-20

| connector 8 pin |        |        |        |        |        |                           |                         |
|-----------------|--------|--------|--------|--------|--------|---------------------------|-------------------------|
| CAN H           | CAN L  | CAN H  | CAN L  | CAN H  | CAN L  | OUT +                     | OUT -                   |
| CAN1-H          | CAN1-L | CAN2-H | CAN2-L | CAN3-H | CAN3-L | Alternative blink control | Alt. contr. centr. lock |
| 1               | 2      | 3      | 4      | 5      | 6      | 7                         | 8                       |
| +               | +      | +      | +      | +      | +      | +                         | +                       |

| connector 15 pin   |                        |           |            |                  |              |                     |                       |                    |                     |              |                |                    |          |              |
|--------------------|------------------------|-----------|------------|------------------|--------------|---------------------|-----------------------|--------------------|---------------------|--------------|----------------|--------------------|----------|--------------|
| OUT                | OUT                    | OUT       | OUT        | OUT              | OUT          | OUT                 | OUT                   | OUT                | OUT                 | OUT          | OUT            | OUT                | OUT      | OUT          |
| Driver door sensor | Passengers door sensor | Trunk lid | Hood sense | Original alarm++ | Arming state | Lock factory remote | Unlock factory remote | Any button pressed | Handbrake / Parking | Speed 10kmph | Engine running | Engine speed (RPM) | Ignition | Key inserted |
| 1                  | 2                      | 3         | 4          | 5                | 6            | 7                   | 8                     | 9                  | 10                  | 11           | 12             | 13                 | 14       | 15           |
| +                  | +                      | +         | +          | +                | +            | +                   | +                     | +                  | +                   | +            | +              | +                  | +        | +            |

| connector 10 pin |                           |                     |                    |                     |               |                   |                   |     |          |
|------------------|---------------------------|---------------------|--------------------|---------------------|---------------|-------------------|-------------------|-----|----------|
| OUT              | IN                        | IN                  | IN                 | IN                  | IN            | IN                | IN                | IN  | IN       |
| Footbrake        | Drivers door opening sim. | Turn off the engine | Turn on the engine | Turn signal control | Trunk release | Opening all doors | Closing all doors | GND | PWR +12V |
| 1                | 2                         | 3                   | 4                  | 5                   | 6             | 7                 | 8                 | 9   | 10       |
| +                | +                         | +                   | +                  | +                   | +             | +                 | +                 | +   | +        |

Attention:

MERCEDES S (223) (S350d S400d S450 S500)

year: 2021 →

with and without Keyless System

program №: 15166

from: 2024-02-16

| connector 8 pin |        |        |        |        |        |                           |                         |
|-----------------|--------|--------|--------|--------|--------|---------------------------|-------------------------|
| CAN H           | CAN L  | CAN H  | CAN L  | CAN H  | CAN L  | OUT +                     | OUT -                   |
| CAN1-H          | CAN1-L | CAN2-H | CAN2-L | CAN3-H | CAN3-L | Alternative blink control | Alt. contr. centr. lock |
| 1               | 2      | 3      | 4      | 5      | 6      | 7                         | 8                       |
| +               | +      | +      | +      | +      | +      | +                         | +                       |

| connector 15 pin   |                        |           |            |                  |              |                     |                       |                    |                     |              |                |                    |          |              |
|--------------------|------------------------|-----------|------------|------------------|--------------|---------------------|-----------------------|--------------------|---------------------|--------------|----------------|--------------------|----------|--------------|
| OUT                | OUT                    | OUT       | OUT        | OUT              | OUT          | OUT                 | OUT                   | OUT                | OUT                 | OUT          | OUT            | OUT                | OUT      | OUT          |
| Driver door sensor | Passengers door sensor | Trunk lid | Hood sense | Original alarm++ | Arming state | Lock factory remote | Unlock factory remote | Any button pressed | Handbrake / Parking | Speed 10kmph | Engine running | Engine speed (RPM) | Ignition | Key inserted |
| 1                  | 2                      | 3         | 4          | 5                | 6            | 7                   | 8                     | 9                  | 10                  | 11           | 12             | 13                 | 14       | 15           |
| +                  | +                      | +         | +          | +                | +            | +                   | +                     | +                  | +                   | +            | +              | +                  | +        | +            |

| connector 10 pin |                           |                     |                    |                     |               |                   |                   |     |          |
|------------------|---------------------------|---------------------|--------------------|---------------------|---------------|-------------------|-------------------|-----|----------|
| OUT              | IN                        | IN                  | IN                 | IN                  | IN            | IN                | IN                | IN  | IN       |
| Footbrake        | Drivers door opening sim. | Turn off the engine | Turn on the engine | Turn signal control | Trunk release | Opening all doors | Closing all doors | GND | PWR +12V |
| 1                | 2                         | 3                   | 4                  | 5                   | 6             | 7                 | 8                 | 9   | 10       |
| +                | +                         | +                   | +                  | +                   | +             | +                 | +                 | +   | +        |

Attention:

MERCEDES S (222)

year: 2018 →

with and without Keyless System

program №: 12118

from: 2023-05-24

| connector 8 pin |        |        |        |        |        |                           |                         |
|-----------------|--------|--------|--------|--------|--------|---------------------------|-------------------------|
| CAN H           | CAN L  | CAN H  | CAN L  | CAN H  | CAN L  | OUT +                     | OUT -                   |
| CAN1-H          | CAN1-L | CAN2-H | CAN2-L | CAN3-H | CAN3-L | Alternative blink control | Alt. contr. centr. lock |
| 1               | 2      | 3      | 4      | 5      | 6      | 7                         | 8                       |
| +               | +      | +      | +      | +      | +      | +                         | +                       |

| connector 15 pin   |                        |           |            |                  |              |                     |                       |                    |                     |              |                |                    |          |              |
|--------------------|------------------------|-----------|------------|------------------|--------------|---------------------|-----------------------|--------------------|---------------------|--------------|----------------|--------------------|----------|--------------|
| OUT                | OUT                    | OUT       | OUT        | OUT              | OUT          | OUT                 | OUT                   | OUT                | OUT                 | OUT          | OUT            | OUT                | OUT      | OUT          |
| Driver door sensor | Passengers door sensor | Trunk lid | Hood sense | Original alarm++ | Arming state | Lock factory remote | Unlock factory remote | Any button pressed | Handbrake / Parking | Speed 10kmph | Engine running | Engine speed (RPM) | Ignition | Key inserted |
| 1                  | 2                      | 3         | 4          | 5                | 6            | 7                   | 8                     | 9                  | 10                  | 11           | 12             | 13                 | 14       | 15           |
| +                  | +                      | +         | +          | +                | +            | +                   | +                     | +                  | +                   | +            | +              | +                  | +        | +            |

| connector 10 pin |                           |                     |                    |                     |               |                   |                   |     |          |
|------------------|---------------------------|---------------------|--------------------|---------------------|---------------|-------------------|-------------------|-----|----------|
| OUT              | IN                        | IN                  | IN                 | IN                  | IN            | IN                | IN                | IN  | IN       |
| Footbrake        | Drivers door opening sim. | Turn off the engine | Turn on the engine | Turn signal control | Trunk release | Opening all doors | Closing all doors | GND | PWR +12V |
| 1                | 2                         | 3                   | 4                  | 5                   | 6             | 7                 | 8                 | 9   | 10       |
| +                | +                         | +                   | +                  | +                   | +             | +                 | +                 | +   | +        |

Attention:

| MERCEDES S (217) (Coupe) |        |        |        |        |        |                           |                         | year: 2015 →       | with and without Keyless System |           |            |                  |              |                     |                       | program No: 12663  | from: 2023-05-24    |              |                |                    |          |              |           |                           |                     |                    |                     |               |                   |                   |     |          |                         |                              |                 |
|--------------------------|--------|--------|--------|--------|--------|---------------------------|-------------------------|--------------------|---------------------------------|-----------|------------|------------------|--------------|---------------------|-----------------------|--------------------|---------------------|--------------|----------------|--------------------|----------|--------------|-----------|---------------------------|---------------------|--------------------|---------------------|---------------|-------------------|-------------------|-----|----------|-------------------------|------------------------------|-----------------|
| connector 8 pin          |        |        |        |        |        |                           |                         | connector 15 pin   |                                 |           |            |                  |              |                     | connector 10 pin      |                    |                     |              |                |                    |          |              |           |                           |                     |                    |                     |               |                   |                   |     |          |                         |                              |                 |
| CAN H                    | CAN L  | CAN H  | CAN L  | CAN H  | CAN L  | OUT +                     | OUT -                   | OUT                | OUT                             | OUT       | OUT        | OUT              | OUT          | OUT                 | OUT                   | OUT                | OUT                 | OUT          | IN             | IN                 | IN       | IN           | IN        | IN                        | IN                  | IN                 | IN                  | IN            |                   |                   |     |          |                         |                              |                 |
| CAN1-H                   | CAN1-L | CAN2-H | CAN2-L | CAN3-H | CAN3-L | Alternative blink control | Alt. contr. centr. lock | Driver door sensor | Passengers door sensor          | Trunk lid | Hood sense | Original alarm++ | Arming state | Lock factory remote | Unlock factory remote | Any button pressed | Handbrake / Parking | Speed 10kmph | Engine running | Engine speed (RPM) | Ignition | Key inserted | Footbrake | Drivers door opening sim. | Turn off the engine | Turn on the engine | Turn signal control | Trunk release | Opening all doors | Closing all doors | GND | PWR +12V | Contr. of factory alarm | Contr.c.lock. when ign.is on | Comfort closure |
| 1                        | 2      | 3      | 4      | 5      | 6      | 7                         | 8                       | 1                  | 2                               | 3         | 4          | 5                | 6            | 7                   | 8                     | 9                  | 10                  | 11           | 12             | 13                 | 14       | 15           | 1         | 2                         | 3                   | 4                  | 5                   | 6             | 7                 | 8                 | 9   | 10       | +                       | +                            | +               |
| +                        | +      | +      | +      | +      | +      | +                         | +                       | +                  | +                               | +         | +          | +                | +            | +                   | +                     | +                  | +                   | +            | +              | +                  | +        | +            | +         | +                         | +                   | +                  | +                   | +             | +                 | +                 | +   | +        | +                       | +                            | +               |

Attention:

| MERCEDES S (222) |        |        |        |        |        |                           |                         | year: 2013 →       | with and without Keyless System |           |            |                  |              |                     |                       | program No: 11485  | from: 2023-05-24    |              |                |                    |          |              |           |                           |                     |                    |                     |               |                   |                   |     |          |                         |                              |                 |   |
|------------------|--------|--------|--------|--------|--------|---------------------------|-------------------------|--------------------|---------------------------------|-----------|------------|------------------|--------------|---------------------|-----------------------|--------------------|---------------------|--------------|----------------|--------------------|----------|--------------|-----------|---------------------------|---------------------|--------------------|---------------------|---------------|-------------------|-------------------|-----|----------|-------------------------|------------------------------|-----------------|---|
| connector 8 pin  |        |        |        |        |        |                           |                         | connector 15 pin   |                                 |           |            |                  |              |                     | connector 10 pin      |                    |                     |              |                |                    |          |              |           |                           |                     |                    |                     |               |                   |                   |     |          |                         |                              |                 |   |
| CAN H            | CAN L  | CAN H  | CAN L  | CAN H  | CAN L  | OUT +                     | OUT -                   | OUT                | OUT                             | OUT       | OUT        | OUT              | OUT          | OUT                 | OUT                   | OUT                | OUT                 | OUT          | IN             | IN                 | IN       | IN           | IN        | IN                        | IN                  | IN                 | IN                  | IN            | IN                | IN                | IN  | IN       | IN                      | IN                           | IN              |   |
| CAN1-H           | CAN1-L | CAN2-H | CAN2-L | CAN3-H | CAN3-L | Alternative blink control | Alt. contr. centr. lock | Driver door sensor | Passengers door sensor          | Trunk lid | Hood sense | Original alarm++ | Arming state | Lock factory remote | Unlock factory remote | Any button pressed | Handbrake / Parking | Speed 10kmph | Engine running | Engine speed (RPM) | Ignition | Key inserted | Footbrake | Drivers door opening sim. | Turn off the engine | Turn on the engine | Turn signal control | Trunk release | Opening all doors | Closing all doors | GND | PWR +12V | Contr. of factory alarm | Contr.c.lock. when ign.is on | Comfort closure |   |
| 1                | 2      | 3      | 4      | 5      | 6      | 7                         | 8                       | 1                  | 2                               | 3         | 4          | 5                | 6            | 7                   | 8                     | 9                  | 10                  | 11           | 12             | 13                 | 14       | 15           | 1         | 2                         | 3                   | 4                  | 5                   | 6             | 7                 | 8                 | 9   | 10       | +                       | +                            | +               |   |
| +                | +      | +      | +      | +      | +      | +                         | +                       | +                  | +                               | +         | +          | +                | +            | +                   | +                     | +                  | +                   | +            | +              | +                  | +        | +            | +         | +                         | +                   | +                  | +                   | +             | +                 | +                 | +   | +        | +                       | +                            | +               | + |

Attention:

| MERCEDES S (221) |        |        |        |        |        |                           |                         | year: 2009 →       | with and without Keyless System |           |            |                  |              |                     |                       | program No: 11141  | from: 2021-04-01    |              |                |                    |          |              |           |                           |                     |                    |                     |               |                   |                   |     |          |                         |                              |                 |   |
|------------------|--------|--------|--------|--------|--------|---------------------------|-------------------------|--------------------|---------------------------------|-----------|------------|------------------|--------------|---------------------|-----------------------|--------------------|---------------------|--------------|----------------|--------------------|----------|--------------|-----------|---------------------------|---------------------|--------------------|---------------------|---------------|-------------------|-------------------|-----|----------|-------------------------|------------------------------|-----------------|---|
| connector 8 pin  |        |        |        |        |        |                           |                         | connector 15 pin   |                                 |           |            |                  |              |                     | connector 10 pin      |                    |                     |              |                |                    |          |              |           |                           |                     |                    |                     |               |                   |                   |     |          |                         |                              |                 |   |
| CAN H            | CAN L  | CAN H  | CAN L  | CAN H  | CAN L  | OUT +                     | OUT -                   | OUT                | OUT                             | OUT       | OUT        | OUT              | OUT          | OUT                 | OUT                   | OUT                | OUT                 | OUT          | IN             | IN                 | IN       | IN           | IN        | IN                        | IN                  | IN                 | IN                  | IN            | IN                | IN                | IN  | IN       | IN                      | IN                           | IN              |   |
| CAN1-H           | CAN1-L | CAN2-H | CAN2-L | CAN3-H | CAN3-L | Alternative blink control | Alt. contr. centr. lock | Driver door sensor | Passengers door sensor          | Trunk lid | Hood sense | Original alarm++ | Arming state | Lock factory remote | Unlock factory remote | Any button pressed | Handbrake / Parking | Speed 10kmph | Engine running | Engine speed (RPM) | Ignition | Key inserted | Footbrake | Drivers door opening sim. | Turn off the engine | Turn on the engine | Turn signal control | Trunk release | Opening all doors | Closing all doors | GND | PWR +12V | Contr. of factory alarm | Contr.c.lock. when ign.is on | Comfort closure |   |
| 1                | 2      | 3      | 4      | 5      | 6      | 7                         | 8                       | 1                  | 2                               | 3         | 4          | 5                | 6            | 7                   | 8                     | 9                  | 10                  | 11           | 12             | 13                 | 14       | 15           | 1         | 2                         | 3                   | 4                  | 5                   | 6             | 7                 | 8                 | 9   | 10       | +                       | +                            | +               |   |
| +                | +      | +      | +      | +      | +      | +                         | +                       | +                  | +                               | +         | +          | +                | +            | +                   | +                     | +                  | +                   | +            | +              | +                  | +        | +            | +         | +                         | +                   | +                  | +                   | +             | +                 | +                 | +   | +        | +                       | +                            | +               | + |

Attention:

| MERCEDES S (221) |        |        |        |        |        |                           |                         | year: 2005 →       | with and without Keyless System |           |            |                  |              |                     |                       | program No: 12614  | from: 2019-03-05    |              |                |                    |          |              |           |                           |                     |                    |                     |               |                   |                   |     |          |                         |                              |                 |   |
|------------------|--------|--------|--------|--------|--------|---------------------------|-------------------------|--------------------|---------------------------------|-----------|------------|------------------|--------------|---------------------|-----------------------|--------------------|---------------------|--------------|----------------|--------------------|----------|--------------|-----------|---------------------------|---------------------|--------------------|---------------------|---------------|-------------------|-------------------|-----|----------|-------------------------|------------------------------|-----------------|---|
| connector 8 pin  |        |        |        |        |        |                           |                         | connector 15 pin   |                                 |           |            |                  |              |                     | connector 10 pin      |                    |                     |              |                |                    |          |              |           |                           |                     |                    |                     |               |                   |                   |     |          |                         |                              |                 |   |
| CAN H            | CAN L  | CAN H  | CAN L  | CAN H  | CAN L  | OUT +                     | OUT -                   | OUT                | OUT                             | OUT       | OUT        | OUT              | OUT          | OUT                 | OUT                   | OUT                | OUT                 | OUT          | IN             | IN                 | IN       | IN           | IN        | IN                        | IN                  | IN                 | IN                  | IN            | IN                | IN                | IN  | IN       | IN                      | IN                           | IN              |   |
| CAN1-H           | CAN1-L | CAN2-H | CAN2-L | CAN3-H | CAN3-L | Alternative blink control | Alt. contr. centr. lock | Driver door sensor | Passengers door sensor          | Trunk lid | Hood sense | Original alarm++ | Arming state | Lock factory remote | Unlock factory remote | Any button pressed | Handbrake / Parking | Speed 10kmph | Engine running | Engine speed (RPM) | Ignition | Key inserted | Footbrake | Drivers door opening sim. | Turn off the engine | Turn on the engine | Turn signal control | Trunk release | Opening all doors | Closing all doors | GND | PWR +12V | Contr. of factory alarm | Contr.c.lock. when ign.is on | Comfort closure |   |
| 1                | 2      | 3      | 4      | 5      | 6      | 7                         | 8                       | 1                  | 2                               | 3         | 4          | 5                | 6            | 7                   | 8                     | 9                  | 10                  | 11           | 12             | 13                 | 14       | 15           | 1         | 2                         | 3                   | 4                  | 5                   | 6             | 7                 | 8                 | 9   | 10       | +                       | +                            | +               |   |
| +                | +      | +      | +      | +      | +      | +                         | +                       | +                  | +                               | +         | +          | +                | +            | +                   | +                     | +                  | +                   | +            | +              | +                  | +        | +            | +         | +                         | +                   | +                  | +                   | +             | +                 | +                 | +   | +        | +                       | +                            | +               | + |

Attention:

| MERCEDES S (220) |        |        |        |        |        |                           |                         | year: 2002 →       | with and without Keyless System |           |            |                  |              |                     |                       | program No: 11125  | from: 2019-11-28    |              |                |                    |          |              |           |                           |                     |                    |                     |               |                   |                   |     |          |                         |                              |                 |   |
|------------------|--------|--------|--------|--------|--------|---------------------------|-------------------------|--------------------|---------------------------------|-----------|------------|------------------|--------------|---------------------|-----------------------|--------------------|---------------------|--------------|----------------|--------------------|----------|--------------|-----------|---------------------------|---------------------|--------------------|---------------------|---------------|-------------------|-------------------|-----|----------|-------------------------|------------------------------|-----------------|---|
| connector 8 pin  |        |        |        |        |        |                           |                         | connector 15 pin   |                                 |           |            |                  |              |                     | connector 10 pin      |                    |                     |              |                |                    |          |              |           |                           |                     |                    |                     |               |                   |                   |     |          |                         |                              |                 |   |
| CAN H            | CAN L  | CAN H  | CAN L  | CAN H  | CAN L  | OUT +                     | OUT -                   | OUT                | OUT                             | OUT       | OUT        | OUT              | OUT          | OUT                 | OUT                   | OUT                | OUT                 | OUT          | IN             | IN                 | IN       | IN           | IN        | IN                        | IN                  | IN                 | IN                  | IN            | IN                | IN                | IN  | IN       | IN                      | IN                           | IN              |   |
| CAN1-H           | CAN1-L | CAN2-H | CAN2-L | CAN3-H | CAN3-L | Alternative blink control | Alt. contr. centr. lock | Driver door sensor | Passengers door sensor          | Trunk lid | Hood sense | Original alarm++ | Arming state | Lock factory remote | Unlock factory remote | Any button pressed | Handbrake / Parking | Speed 10kmph | Engine running | Engine speed (RPM) | Ignition | Key inserted | Footbrake | Drivers door opening sim. | Turn off the engine | Turn on the engine | Turn signal control | Trunk release | Opening all doors | Closing all doors | GND | PWR +12V | Contr. of factory alarm | Contr.c.lock. when ign.is on | Comfort closure |   |
| 1                | 2      | 3      | 4      | 5      | 6      | 7                         | 8                       | 1                  | 2                               | 3         | 4          | 5                | 6            | 7                   | 8                     | 9                  | 10                  | 11           | 12             | 13                 | 14       | 15           | 1         | 2                         | 3                   | 4                  | 5                   | 6             | 7                 | 8                 | 9   | 10       | +                       | +                            | +               |   |
| +                | +      | +      | +      | +      | +      | +                         | +                       | +                  | +                               | +         | +          | +                | +            | +                   | +                     | +                  | +                   | +            | +              | +                  | +        | +            | +         | +                         | +                   | +                  | +                   | +             | +                 | +                 | +   | +        | +                       | +                            | +               | + |

Attention:

MERCEDES S (220)

year: 1998 →

with and without Keyless System

program №: 11125

from: 2017-09-01

| connector 8 pin |        |        |        |        |        |                           |                         |
|-----------------|--------|--------|--------|--------|--------|---------------------------|-------------------------|
| CAN H           | CAN L  | CAN H  | CAN L  | CAN H  | CAN L  | OUT +                     | OUT -                   |
| CAN1-H          | CAN1-L | CAN2-H | CAN2-L | CAN3-H | CAN3-L | Alternative blink control | Alt. contr. centr. lock |
| 1               | 2      | 3      | 4      | 5      | 6      | 7                         | 8                       |
| +               | +      | +      | +      | +      | +      | +                         | +                       |

Attention:



MERCEDES SL (232)

year: 2022 →

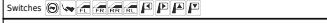
with and without Keyless System

program №: 15212

from: 2024-02-27

| connector 8 pin |        |        |        |        |        |                           |                         |
|-----------------|--------|--------|--------|--------|--------|---------------------------|-------------------------|
| CAN H           | CAN L  | CAN H  | CAN L  | CAN H  | CAN L  | OUT +                     | OUT -                   |
| CAN1-H          | CAN1-L | CAN2-H | CAN2-L | CAN3-H | CAN3-L | Alternative blink control | Alt. contr. centr. lock |
| 1               | 2      | 3      | 4      | 5      | 6      | 7                         | 8                       |
| +               | +      | +      | +      | +      | +      | +                         | +                       |

Attention:



MERCEDES SL (231)

year: 2012 →

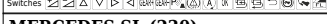
with and without Keyless System

program №: 12844

from: 2019-09-20

| connector 8 pin |        |        |        |        |        |                           |                         |
|-----------------|--------|--------|--------|--------|--------|---------------------------|-------------------------|
| CAN H           | CAN L  | CAN H  | CAN L  | CAN H  | CAN L  | OUT +                     | OUT -                   |
| CAN1-H          | CAN1-L | CAN2-H | CAN2-L | CAN3-H | CAN3-L | Alternative blink control | Alt. contr. centr. lock |
| 1               | 2      | 3      | 4      | 5      | 6      | 7                         | 8                       |
| +               | +      | +      | +      | +      | +      | +                         | +                       |

Attention:



MERCEDES SL (230)

year: 2008 →

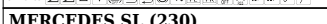
with and without Keyless System

program №: 13245

from: 2022-06-15

| connector 8 pin |        |        |        |        |        |                           |                         |
|-----------------|--------|--------|--------|--------|--------|---------------------------|-------------------------|
| CAN H           | CAN L  | CAN H  | CAN L  | CAN H  | CAN L  | OUT +                     | OUT -                   |
| CAN1-H          | CAN1-L | CAN2-H | CAN2-L | CAN3-H | CAN3-L | Alternative blink control | Alt. contr. centr. lock |
| 1               | 2      | 3      | 4      | 5      | 6      | 7                         | 8                       |
| +               | +      | +      | +      | +      | +      | +                         | +                       |

Attention:



MERCEDES SL (230)

year: 2004 →

with and without Keyless System

program №: 13777

from: 2022-06-15

| connector 8 pin |        |        |        |        |        |                           |                         |
|-----------------|--------|--------|--------|--------|--------|---------------------------|-------------------------|
| CAN H           | CAN L  | CAN H  | CAN L  | CAN H  | CAN L  | OUT +                     | OUT -                   |
| CAN1-H          | CAN1-L | CAN2-H | CAN2-L | CAN3-H | CAN3-L | Alternative blink control | Alt. contr. centr. lock |
| 1               | 2      | 3      | 4      | 5      | 6      | 7                         | 8                       |
| +               | +      | +      | +      | +      | +      | +                         | +                       |

Attention:



| connector 15 pin   |                        |           |            |                  |              |                     |                       |                    |                     |              |                |                    |          |              |
|--------------------|------------------------|-----------|------------|------------------|--------------|---------------------|-----------------------|--------------------|---------------------|--------------|----------------|--------------------|----------|--------------|
| OUT                | OUT                    | OUT       | OUT        | OUT              | OUT          | OUT                 | OUT                   | OUT                | OUT                 | OUT          | OUT            | OUT                | OUT      | OUT          |
| Driver door sensor | Passengers door sensor | Trunk lid | Hood sense | Original alarm++ | Arming state | Lock factory remote | Unlock factory remote | Any button pressed | Handbrake / Parking | Speed 10kmph | Engine running | Engine speed (RPM) | Ignition | Key inserted |
| 1                  | 2                      | 3         | 4          | 5                | 6            | 7                   | 8                     | 9                  | 10                  | 11           | 12             | 13                 | 14       | 15           |
| +                  | +                      | +         | +          | +                | +            | +                   | +                     | +                  | +                   | +            | +              | +                  | +        | +            |

Attention:



| connector 10 pin |                           |                     |                    |                     |               |                   |                   |     |          |
|------------------|---------------------------|---------------------|--------------------|---------------------|---------------|-------------------|-------------------|-----|----------|
| OUT              | IN                        | IN                  | IN                 | IN                  | IN            | IN                | IN                | IN  | IN       |
| Footbrake        | Drivers door opening sim. | Turn off the engine | Turn on the engine | Turn signal control | Trunk release | Opening all doors | Closing all doors | GND | PWR +12V |
| 1                | 2                         | 3                   | 4                  | 5                   | 6             | 7                 | 8                 | 9   | 10       |
| +                | +                         | +                   | +                  | +                   | +             | +                 | +                 | +   | +        |

Attention:



|                         |                              |                 |
|-------------------------|------------------------------|-----------------|
| Contr. of factory alarm | Contr.c.lock, when ign.is on | Comfort closure |
| +                       | +                            | +               |

| connector 15 pin   |                        |           |            |                  |              |                     |                       |                    |                     |              |                |                    |          |              |
|--------------------|------------------------|-----------|------------|------------------|--------------|---------------------|-----------------------|--------------------|---------------------|--------------|----------------|--------------------|----------|--------------|
| OUT                | OUT                    | OUT       | OUT        | OUT              | OUT          | OUT                 | OUT                   | OUT                | OUT                 | OUT          | OUT            | OUT                | OUT      | OUT          |
| Driver door sensor | Passengers door sensor | Trunk lid | Hood sense | Original alarm++ | Arming state | Lock factory remote | Unlock factory remote | Any button pressed | Handbrake / Parking | Speed 10kmph | Engine running | Engine speed (RPM) | Ignition | Key inserted |
| 1                  | 2                      | 3         | 4          | 5                | 6            | 7                   | 8                     | 9                  | 10                  | 11           | 12             | 13                 | 14       | 15           |
| +                  | +                      | +         | +          | +                | +            | +                   | +                     | +                  | +                   | +            | +              | +                  | +        | +            |

Attention:



| connector 10 pin |                           |                     |                    |                     |               |                   |                   |     |          |
|------------------|---------------------------|---------------------|--------------------|---------------------|---------------|-------------------|-------------------|-----|----------|
| OUT              | IN                        | IN                  | IN                 | IN                  | IN            | IN                | IN                | IN  | IN       |
| Footbrake        | Drivers door opening sim. | Turn off the engine | Turn on the engine | Turn signal control | Trunk release | Opening all doors | Closing all doors | GND | PWR +12V |
| 1                | 2                         | 3                   | 4                  | 5                   | 6             | 7                 | 8                 | 9   | 10       |
| +                | +                         | +                   | +                  | +                   | +             | +                 | +                 | +   | +        |

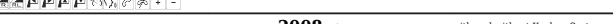
Attention:



|                         |                              |                 |
|-------------------------|------------------------------|-----------------|
| Contr. of factory alarm | Contr.c.lock, when ign.is on | Comfort closure |
| +                       | +                            | +               |


| connector 15 pin   |                        |           |            |                  |              |                     |                       |                    |                     |              |                |                    |          |              |
|--------------------|------------------------|-----------|------------|------------------|--------------|---------------------|-----------------------|--------------------|---------------------|--------------|----------------|--------------------|----------|--------------|
| OUT                | OUT                    | OUT       | OUT        | OUT              | OUT          | OUT                 | OUT                   | OUT                | OUT                 | OUT          | OUT            | OUT                | OUT      | OUT          |
| Driver door sensor | Passengers door sensor | Trunk lid | Hood sense | Original alarm++ | Arming state | Lock factory remote | Unlock factory remote | Any button pressed | Handbrake / Parking | Speed 10kmph | Engine running | Engine speed (RPM) | Ignition | Key inserted |
| 1                  | 2                      | 3         | 4          | 5                | 6            | 7                   | 8                     | 9                  | 10                  | 11           | 12             | 13                 | 14       | 15           |
| +                  | +                      | +         | +          | +                | +            | +                   | +                     | +                  | +                   | +            | +              | +                  | +        | +            |

Attention:



| connector 10 pin |                           |                     |                    |                     |               |                   |                   |     |          |
|------------------|---------------------------|---------------------|--------------------|---------------------|---------------|-------------------|-------------------|-----|----------|
| OUT              | IN                        | IN                  | IN                 | IN                  | IN            | IN                | IN                | IN  | IN       |
| Footbrake        | Drivers door opening sim. | Turn off the engine | Turn on the engine | Turn signal control | Trunk release | Opening all doors | Closing all doors | GND | PWR +12V |
| 1                | 2                         | 3                   | 4                  | 5                   | 6             | 7                 | 8                 | 9   | 10       |
| +                | +                         | +                   | +                  | +                   | +             | +                 | +                 | +   | +        |

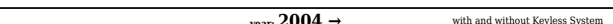
Attention:



|                         |                              |                 |
|-------------------------|------------------------------|-----------------|
| Contr. of factory alarm | Contr.c.lock, when ign.is on | Comfort closure |
| +                       | +                            | +               |

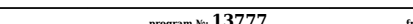
| connector 15 pin   |                        |           |            |                  |              |                     |                       |                    |                     |              |                |                    |          |              |
|--------------------|------------------------|-----------|------------|------------------|--------------|---------------------|-----------------------|--------------------|---------------------|--------------|----------------|--------------------|----------|--------------|
| OUT                | OUT                    | OUT       | OUT        | OUT              | OUT          | OUT                 | OUT                   | OUT                | OUT                 | OUT          | OUT            | OUT                | OUT      | OUT          |
| Driver door sensor | Passengers door sensor | Trunk lid | Hood sense | Original alarm++ | Arming state | Lock factory remote | Unlock factory remote | Any button pressed | Handbrake / Parking | Speed 10kmph | Engine running | Engine speed (RPM) | Ignition | Key inserted |
| 1                  | 2                      | 3         | 4          | 5                | 6            | 7                   | 8                     | 9                  | 10                  | 11           | 12             | 13                 | 14       | 15           |
| +                  | +                      | +         | +          | +                | +            | +                   | +                     | +                  | +                   | +            | +              | +                  | +        | +            |

Attention:



| connector 10 pin |                           |                     |                    |                     |               |                   |                   |     |          |
|------------------|---------------------------|---------------------|--------------------|---------------------|---------------|-------------------|-------------------|-----|----------|
| OUT              | IN                        | IN                  | IN                 | IN                  | IN            | IN                | IN                | IN  | IN       |
| Footbrake        | Drivers door opening sim. | Turn off the engine | Turn on the engine | Turn signal control | Trunk release | Opening all doors | Closing all doors | GND | PWR +12V |
| 1                | 2                         | 3                   | 4                  | 5                   | 6             | 7                 | 8                 | 9   | 10       |
| +                | +                         | +                   | +                  | +                   | +             | +                 | +                 | +   | +        |

Attention:



|                         |                              |                 |
|-------------------------|------------------------------|-----------------|
| Contr. of factory alarm | Contr.c.lock, when ign.is on | Comfort closure |
| +                       | +                            | +               |

| connector 15 pin   |                        |           |            |                  |              |                     |                       |                    |                     |              |                |                    |          |              |
|--------------------|------------------------|-----------|------------|------------------|--------------|---------------------|-----------------------|--------------------|---------------------|--------------|----------------|--------------------|----------|--------------|
| OUT                | OUT                    | OUT       | OUT        | OUT              | OUT          | OUT                 | OUT                   | OUT                | OUT                 | OUT          | OUT            | OUT                | OUT      | OUT          |
| Driver door sensor | Passengers door sensor | Trunk lid | Hood sense | Original alarm++ | Arming state | Lock factory remote | Unlock factory remote | Any button pressed | Handbrake / Parking | Speed 10kmph | Engine running | Engine speed (RPM) | Ignition | Key inserted |
| 1                  | 2                      | 3         | 4          | 5                | 6            | 7                   | 8                     | 9                  | 10                  | 11           | 12             | 13                 | 14       | 15           |
| +                  | +                      | +         | +          | +                | +            | +                   | +                     | +                  | +                   | +            | +              | +                  | +        | +            |

Attention:



| connector 10 pin |                           |                     |                    |                     |               |                   |                   |     |          |
|------------------|---------------------------|---------------------|--------------------|---------------------|---------------|-------------------|-------------------|-----|----------|
| OUT              | IN                        | IN                  | IN                 | IN                  | IN            | IN                | IN                | IN  | IN       |
| Footbrake        | Drivers door opening sim. | Turn off the engine | Turn on the engine | Turn signal control | Trunk release | Opening all doors | Closing all doors | GND | PWR +12V |
| 1                | 2                         | 3                   | 4                  | 5                   | 6             | 7                 | 8                 | 9   | 10       |
| +                | +                         | +                   | +                  | +                   | +             | +                 | +                 | +   | +        |

Attention:



|                         |                              |                 |
|-------------------------|------------------------------|-----------------|
| Contr. of factory alarm | Contr.c.lock, when ign.is on | Comfort closure |
| +                       | +                            | +               |





[en] => P/N 727010xx (U277\_70\_10)

**MERCEDES SPRINTER (907) (USA Market)**

year: 2021 →

with and without Keyless System

program №: 14451

from: 2023-05-24

| connector 8 pin |        |        |        |        |        |                           |                         | connector 15 pin   |                        |           |            |                  |              |                     |                       |                    |                     |              |                |                    |          |              | connector 10 pin |                           |                     |                    |                     |               |                   |                   |     |          |                         |                             |                 |   |   |   |   |   |   |   |   |   |   |   |   |   |   |
|-----------------|--------|--------|--------|--------|--------|---------------------------|-------------------------|--------------------|------------------------|-----------|------------|------------------|--------------|---------------------|-----------------------|--------------------|---------------------|--------------|----------------|--------------------|----------|--------------|------------------|---------------------------|---------------------|--------------------|---------------------|---------------|-------------------|-------------------|-----|----------|-------------------------|-----------------------------|-----------------|---|---|---|---|---|---|---|---|---|---|---|---|---|---|
| CAN H           | CAN L  | CAN H  | CAN L  | CAN H  | CAN L  | OUT +                     | OUT -                   | OUT -              | OUT -                  | OUT -     | OUT -      | OUT -            | OUT -        | OUT -               | OUT -                 | OUT -              | OUT -               | OUT -        | OUT -          | OUT +              | OUT +    | OUT +        | IN               | IN                        | IN                  | IN                 | IN                  | IN            | IN                | IN                | IN  | IN       | IN                      | IN                          | IN              |   |   |   |   |   |   |   |   |   |   |   |   |   |   |
| CAN1-H          | CAN1-L | CAN2-H | CAN2-L | CAN3-H | CAN3-L | Alternative blink control | Alt. contr. centr. lock | Driver door sensor | Passengers door sensor | Trunk lid | Hood sense | Original alarm++ | Arming state | Lock factory remote | Unlock factory remote | Any button pressed | Handbrake / Parking | Speed 10kmph | Engine running | Engine speed (RPM) | Ignition | Key inserted | Footbrake        | Drivers door opening sim. | Turn off the engine | Turn on the engine | Turn signal control | Trunk release | Opening all doors | Closing all doors | GND | PWR +12V | Contr. of factory alarm | Contr.c.lock when ign.is on | Comfort closure |   |   |   |   |   |   |   |   |   |   |   |   |   |   |
| 1               | 2      | 3      | 4      | 5      | 6      | 7                         | 8                       | 1                  | 2                      | 3         | 4          | 5                | 6            | 7                   | 8                     | 9                  | 10                  | 11           | 12             | 13                 | 14       | 15           | 1                | 2                         | 3                   | 4                  | 5                   | 6             | 7                 | 8                 | 9   | 10       | +                       | +                           | +               | + | + | + | + | + | + | + | + | + | + | + | + | + | + |

Attention:

**MERCEDES SPRINTER (907)**

year: 2018 →

program №: 12454

from: 2022-11-28

| connector 8 pin |        |        |        |        |        |                           |                         | connector 15 pin   |                        |           |            |                  |              |                     |                       |                    |                     |              |                |                    |          |              | connector 10 pin |                           |                     |                    |                     |               |                   |                   |     |          |                         |                             |                 |   |   |   |   |   |   |   |   |   |   |   |   |   |   |   |   |   |
|-----------------|--------|--------|--------|--------|--------|---------------------------|-------------------------|--------------------|------------------------|-----------|------------|------------------|--------------|---------------------|-----------------------|--------------------|---------------------|--------------|----------------|--------------------|----------|--------------|------------------|---------------------------|---------------------|--------------------|---------------------|---------------|-------------------|-------------------|-----|----------|-------------------------|-----------------------------|-----------------|---|---|---|---|---|---|---|---|---|---|---|---|---|---|---|---|---|
| CAN H           | CAN L  | CAN H  | CAN L  | CAN H  | CAN L  | OUT +                     | OUT -                   | OUT -              | OUT -                  | OUT -     | OUT -      | OUT -            | OUT -        | OUT -               | OUT -                 | OUT -              | OUT -               | OUT -        | OUT -          | OUT +              | OUT +    | OUT +        | IN               | IN                        | IN                  | IN                 | IN                  | IN            | IN                | IN                | IN  | IN       | IN                      |                             |                 |   |   |   |   |   |   |   |   |   |   |   |   |   |   |   |   |   |
| CAN1-H          | CAN1-L | CAN2-H | CAN2-L | CAN3-H | CAN3-L | Alternative blink control | Alt. contr. centr. lock | Driver door sensor | Passengers door sensor | Trunk lid | Hood sense | Original alarm++ | Arming state | Lock factory remote | Unlock factory remote | Any button pressed | Handbrake / Parking | Speed 10kmph | Engine running | Engine speed (RPM) | Ignition | Key inserted | Footbrake        | Drivers door opening sim. | Turn off the engine | Turn on the engine | Turn signal control | Trunk release | Opening all doors | Closing all doors | GND | PWR +12V | Contr. of factory alarm | Contr.c.lock when ign.is on | Comfort closure |   |   |   |   |   |   |   |   |   |   |   |   |   |   |   |   |   |
| 1               | 2      | 3      | 4      | 5      | 6      | 7                         | 8                       | 1                  | 2                      | 3         | 4          | 5                | 6            | 7                   | 8                     | 9                  | 10                  | 11           | 12             | 13                 | 14       | 15           | 1                | 2                         | 3                   | 4                  | 5                   | 6             | 7                 | 8                 | 9   | 10       | +                       | +                           | +               | + | + | + | + | + | + | + | + | + | + | + | + | + | + | + | + | + |

Attention:

**MERCEDES SPRINTER (910)**

year: 2018 →

program №: 12512

from: 2022-11-28

| connector 8 pin |        |        |        |        |        |                           |                         | connector 15 pin   |                        |           |            |                  |              |                     |                       |                    |                     |              |                |                    |          |              | connector 10 pin |                           |                     |                    |                     |               |                   |                   |     |          |                         |                             |                 |   |   |   |   |   |   |   |   |   |   |   |   |   |   |   |   |   |   |   |
|-----------------|--------|--------|--------|--------|--------|---------------------------|-------------------------|--------------------|------------------------|-----------|------------|------------------|--------------|---------------------|-----------------------|--------------------|---------------------|--------------|----------------|--------------------|----------|--------------|------------------|---------------------------|---------------------|--------------------|---------------------|---------------|-------------------|-------------------|-----|----------|-------------------------|-----------------------------|-----------------|---|---|---|---|---|---|---|---|---|---|---|---|---|---|---|---|---|---|---|
| CAN H           | CAN L  | CAN H  | CAN L  | CAN H  | CAN L  | OUT +                     | OUT -                   | OUT -              | OUT -                  | OUT -     | OUT -      | OUT -            | OUT -        | OUT -               | OUT -                 | OUT -              | OUT -               | OUT -        | OUT -          | OUT +              | OUT +    | OUT +        | IN               | IN                        | IN                  | IN                 | IN                  | IN            | IN                | IN                | IN  | IN       | IN                      |                             |                 |   |   |   |   |   |   |   |   |   |   |   |   |   |   |   |   |   |   |   |
| CAN1-H          | CAN1-L | CAN2-H | CAN2-L | CAN3-H | CAN3-L | Alternative blink control | Alt. contr. centr. lock | Driver door sensor | Passengers door sensor | Trunk lid | Hood sense | Original alarm++ | Arming state | Lock factory remote | Unlock factory remote | Any button pressed | Handbrake / Parking | Speed 10kmph | Engine running | Engine speed (RPM) | Ignition | Key inserted | Footbrake        | Drivers door opening sim. | Turn off the engine | Turn on the engine | Turn signal control | Trunk release | Opening all doors | Closing all doors | GND | PWR +12V | Contr. of factory alarm | Contr.c.lock when ign.is on | Comfort closure |   |   |   |   |   |   |   |   |   |   |   |   |   |   |   |   |   |   |   |
| 1               | 2      | 3      | 4      | 5      | 6      | 7                         | 8                       | 1                  | 2                      | 3         | 4          | 5                | 6            | 7                   | 8                     | 9                  | 10                  | 11           | 12             | 13                 | 14       | 15           | 1                | 2                         | 3                   | 4                  | 5                   | 6             | 7                 | 8                 | 9   | 10       | +                       | +                           | +               | + | + | + | + | + | + | + | + | + | + | + | + | + | + | + | + | + | + | + |

Attention:

**MERCEDES SPRINTER (906)**

year: 2013 →

with and without Keyless System

program №: 12671

from: 2019-05-22

| connector 8 pin |        |        |        |        |        |                           |                         | connector 15 pin   |                        |           |            |                  |              |                     |                       |                    |                     |              |                |                    |          |              | connector 10 pin |                           |                     |                    |                     |               |                   |                   |     |          |                         |                             |                 |   |   |   |   |   |   |   |   |   |   |   |   |   |   |   |   |   |   |   |   |
|-----------------|--------|--------|--------|--------|--------|---------------------------|-------------------------|--------------------|------------------------|-----------|------------|------------------|--------------|---------------------|-----------------------|--------------------|---------------------|--------------|----------------|--------------------|----------|--------------|------------------|---------------------------|---------------------|--------------------|---------------------|---------------|-------------------|-------------------|-----|----------|-------------------------|-----------------------------|-----------------|---|---|---|---|---|---|---|---|---|---|---|---|---|---|---|---|---|---|---|---|
| CAN H           | CAN L  | CAN H  | CAN L  | CAN H  | CAN L  | OUT +                     | OUT -                   | OUT -              | OUT -                  | OUT -     | OUT -      | OUT -            | OUT -        | OUT -               | OUT -                 | OUT -              | OUT -               | OUT -        | OUT -          | OUT +              | OUT +    | OUT +        | IN               | IN                        | IN                  | IN                 | IN                  | IN            | IN                | IN                | IN  | IN       | IN                      |                             |                 |   |   |   |   |   |   |   |   |   |   |   |   |   |   |   |   |   |   |   |   |
| CAN1-H          | CAN1-L | CAN2-H | CAN2-L | CAN3-H | CAN3-L | Alternative blink control | Alt. contr. centr. lock | Driver door sensor | Passengers door sensor | Trunk lid | Hood sense | Original alarm++ | Arming state | Lock factory remote | Unlock factory remote | Any button pressed | Handbrake / Parking | Speed 10kmph | Engine running | Engine speed (RPM) | Ignition | Key inserted | Footbrake        | Drivers door opening sim. | Turn off the engine | Turn on the engine | Turn signal control | Trunk release | Opening all doors | Closing all doors | GND | PWR +12V | Contr. of factory alarm | Contr.c.lock when ign.is on | Comfort closure |   |   |   |   |   |   |   |   |   |   |   |   |   |   |   |   |   |   |   |   |
| 1               | 2      | 3      | 4      | 5      | 6      | 7                         | 8                       | 1                  | 2                      | 3         | 4          | 5                | 6            | 7                   | 8                     | 9                  | 10                  | 11           | 12             | 13                 | 14       | 15           | 1                | 2                         | 3                   | 4                  | 5                   | 6             | 7                 | 8                 | 9   | 10       | +                       | +                           | +               | + | + | + | + | + | + | + | + | + | + | + | + | + | + | + | + | + | + | + | + |

Attention:

**MERCEDES SPRINTER (909)**

year: 2013 →

program №: 11598

from: 2017-09-01

| connector 8 pin |        |        |        |        |        |                           |                         | connector 15 pin   |                        |           |            |                  |              |                     |                       |                    |                     |              |                |                    |          |              | connector 10 pin |                           |                     |                    |                     |               |                   |                   |     |          |                         |                             |                 |   |   |   |   |   |   |   |   |   |   |   |   |   |   |   |   |   |   |   |   |   |   |
|-----------------|--------|--------|--------|--------|--------|---------------------------|-------------------------|--------------------|------------------------|-----------|------------|------------------|--------------|---------------------|-----------------------|--------------------|---------------------|--------------|----------------|--------------------|----------|--------------|------------------|---------------------------|---------------------|--------------------|---------------------|---------------|-------------------|-------------------|-----|----------|-------------------------|-----------------------------|-----------------|---|---|---|---|---|---|---|---|---|---|---|---|---|---|---|---|---|---|---|---|---|---|
| CAN H           | CAN L  | CAN H  | CAN L  | CAN H  | CAN L  | OUT +                     | OUT -                   | OUT -              | OUT -                  | OUT -     | OUT -      | OUT -            | OUT -        | OUT -               | OUT -                 | OUT -              | OUT -               | OUT -        | OUT -          | OUT +              | OUT +    | OUT +        | IN               | IN                        | IN                  | IN                 | IN                  | IN            | IN                | IN                | IN  | IN       | IN                      |                             |                 |   |   |   |   |   |   |   |   |   |   |   |   |   |   |   |   |   |   |   |   |   |   |
| CAN1-H          | CAN1-L | CAN2-H | CAN2-L | CAN3-H | CAN3-L | Alternative blink control | Alt. contr. centr. lock | Driver door sensor | Passengers door sensor | Trunk lid | Hood sense | Original alarm++ | Arming state | Lock factory remote | Unlock factory remote | Any button pressed | Handbrake / Parking | Speed 10kmph | Engine running | Engine speed (RPM) | Ignition | Key inserted | Footbrake        | Drivers door opening sim. | Turn off the engine | Turn on the engine | Turn signal control | Trunk release | Opening all doors | Closing all doors | GND | PWR +12V | Contr. of factory alarm | Contr.c.lock when ign.is on | Comfort closure |   |   |   |   |   |   |   |   |   |   |   |   |   |   |   |   |   |   |   |   |   |   |
| 1               | 2      | 3      | 4      | 5      | 6      | 7                         | 8                       | 1                  | 2                      | 3         | 4          | 5                | 6            | 7                   | 8                     | 9                  | 10                  | 11           | 12             | 13                 | 14       | 15           | 1                | 2                         | 3                   | 4                  | 5                   | 6             | 7                 | 8                 | 9   | 10       | +                       | +                           | +               | + | + | + | + | + | + | + | + | + | + | + | + | + | + | + | + | + | + | + | + | + | + |

Attention:

Switches

**MERCEDES SPRINTER (906)**

year: 2006 →

with and without Keyless System

program №: 11164

from: 2022-05-26

| connector 8 pin |        |        |        |        |        |                           |                         |
|-----------------|--------|--------|--------|--------|--------|---------------------------|-------------------------|
| CAN H           | CAN L  | CAN H  | CAN L  | CAN H  | CAN L  | OUT +                     | OUT -                   |
| CAN1-H          | CAN1-L | CAN2-H | CAN2-L | CAN3-H | CAN3-L | Alternative blink control | Alt. contr. centr. lock |
| 1               | 2      | 3      | 4      | 5      | 6      | 7                         | 8                       |
| +               | +      | +      | +      |        |        | +                         | +                       |

Attention:

Switches

**MERCEDES SPRINTER (904)**

year: 2001 →

program №: 11246

from: 2017-09-01

| connector 8 pin |        |        |        |        |        |                           |                         |
|-----------------|--------|--------|--------|--------|--------|---------------------------|-------------------------|
| CAN H           | CAN L  | CAN H  | CAN L  | CAN H  | CAN L  | OUT +                     | OUT -                   |
| CAN1-H          | CAN1-L | CAN2-H | CAN2-L | CAN3-H | CAN3-L | Alternative blink control | Alt. contr. centr. lock |
| 1               | 2      | 3      | 4      | 5      | 6      | 7                         | 8                       |
| +               | +      |        |        |        |        | +                         | +                       |

Attention:

Switches

**MERCEDES SPRINTER (903)**

year: 2001 →

program №: 11246

from: 2017-09-01

| connector 8 pin |        |        |        |        |        |                           |                         |
|-----------------|--------|--------|--------|--------|--------|---------------------------|-------------------------|
| CAN H           | CAN L  | CAN H  | CAN L  | CAN H  | CAN L  | OUT +                     | OUT -                   |
| CAN1-H          | CAN1-L | CAN2-H | CAN2-L | CAN3-H | CAN3-L | Alternative blink control | Alt. contr. centr. lock |
| 1               | 2      | 3      | 4      | 5      | 6      | 7                         | 8                       |
| +               | +      |        |        |        |        | +                         | +                       |

Attention:

Switches

**MERCEDES V (447)**

year: 2014 →

program №: 11521

from: 2017-09-01

| connector 8 pin |        |        |        |        |        |                           |                         |
|-----------------|--------|--------|--------|--------|--------|---------------------------|-------------------------|
| CAN H           | CAN L  | CAN H  | CAN L  | CAN H  | CAN L  | OUT +                     | OUT -                   |
| CAN1-H          | CAN1-L | CAN2-H | CAN2-L | CAN3-H | CAN3-L | Alternative blink control | Alt. contr. centr. lock |
| 1               | 2      | 3      | 4      | 5      | 6      | 7                         | 8                       |
| +               | +      | +      | +      |        |        | +                         | +                       |

Attention:

Switches

**MERCEDES VIANO (639)**

year: 2011 →

with and without Keyless System

program №: 11164

from: 2017-09-01

| connector 8 pin |        |        |        |        |        |                           |                         |
|-----------------|--------|--------|--------|--------|--------|---------------------------|-------------------------|
| CAN H           | CAN L  | CAN H  | CAN L  | CAN H  | CAN L  | OUT +                     | OUT -                   |
| CAN1-H          | CAN1-L | CAN2-H | CAN2-L | CAN3-H | CAN3-L | Alternative blink control | Alt. contr. centr. lock |
| 1               | 2      | 3      | 4      | 5      | 6      | 7                         | 8                       |
| +               | +      | +      | +      |        |        | +                         | +                       |

Attention:

Switches

| connector 15 pin   |                        |           |            |                  |              |                     |                       |                    |                     |              |                |                    |          |              |
|--------------------|------------------------|-----------|------------|------------------|--------------|---------------------|-----------------------|--------------------|---------------------|--------------|----------------|--------------------|----------|--------------|
| OUT                | OUT                    | OUT       | OUT        | OUT              | OUT          | OUT                 | OUT                   | OUT                | OUT                 | OUT          | OUT            | OUT                | OUT      | OUT          |
| Driver door sensor | Passengers door sensor | Trunk lid | Hood sense | Original alarm++ | Arming state | Lock factory remote | Unlock factory remote | Any button pressed | Handbrake / Parking | Speed 10kmph | Engine running | Engine speed (RPM) | Ignition | Key inserted |
| 1                  | 2                      | 3         | 4          | 5                | 6            | 7                   | 8                     | 9                  | 10                  | 11           | 12             | 13                 | 14       | 15           |
| +                  | +                      | +         | +          | +                | +            | +                   | +                     | +                  | +                   | +            | +              | +                  | +        | +            |

| connector 10 pin |                           |                     |                    |                     |               |                   |                   |     |          |
|------------------|---------------------------|---------------------|--------------------|---------------------|---------------|-------------------|-------------------|-----|----------|
| OUT              | IN                        | IN                  | IN                 | IN                  | IN            | IN                | IN                | IN  | IN       |
| Footbrake        | Drivers door opening sim. | Turn off the engine | Turn on the engine | Turn signal control | Trunk release | Opening all doors | Closing all doors | GND | PWR +12V |
| 1                | 2                         | 3                   | 4                  | 5                   | 6             | 7                 | 8                 | 9   | 10       |
| +                | +                         |                     |                    | +                   | +             | +                 | +                 | +   | +        |

|   |   |   |
|---|---|---|
| + | + | + |
| + | + | + |
| + | + | + |

| connector 15 pin   |                        |           |            |                  |              |                     |                       |                    |                     |              |                |                    |          |              |
|--------------------|------------------------|-----------|------------|------------------|--------------|---------------------|-----------------------|--------------------|---------------------|--------------|----------------|--------------------|----------|--------------|
| OUT                | OUT                    | OUT       | OUT        | OUT              | OUT          | OUT                 | OUT                   | OUT                | OUT                 | OUT          | OUT            | OUT                | OUT      | OUT          |
| Driver door sensor | Passengers door sensor | Trunk lid | Hood sense | Original alarm++ | Arming state | Lock factory remote | Unlock factory remote | Any button pressed | Handbrake / Parking | Speed 10kmph | Engine running | Engine speed (RPM) | Ignition | Key inserted |
| 1                  | 2                      | 3         | 4          | 5                | 6            | 7                   | 8                     | 9                  | 10                  | 11           | 12             | 13                 | 14       | 15           |
| +                  | +                      | +         | +          | +                | +            | +                   | +                     | +                  | +                   | +            | +              | +                  | +        | +            |

| connector 10 pin |                           |                     |                    |                     |               |                   |                   |     |          |
|------------------|---------------------------|---------------------|--------------------|---------------------|---------------|-------------------|-------------------|-----|----------|
| OUT              | IN                        | IN                  | IN                 | IN                  | IN            | IN                | IN                | IN  | IN       |
| Footbrake        | Drivers door opening sim. | Turn off the engine | Turn on the engine | Turn signal control | Trunk release | Opening all doors | Closing all doors | GND | PWR +12V |
| 1                | 2                         | 3                   | 4                  | 5                   | 6             | 7                 | 8                 | 9   | 10       |
| +                | +                         |                     |                    | +                   | +             | +                 | +                 | +   | +        |

|   |   |   |
|---|---|---|
| + | + | + |
| + | + | + |
| + | + | + |

| connector 15 pin   |                        |           |            |                  |              |                     |                       |                    |                     |              |                |                    |          |              |
|--------------------|------------------------|-----------|------------|------------------|--------------|---------------------|-----------------------|--------------------|---------------------|--------------|----------------|--------------------|----------|--------------|
| OUT                | OUT                    | OUT       | OUT        | OUT              | OUT          | OUT                 | OUT                   | OUT                | OUT                 | OUT          | OUT            | OUT                | OUT      | OUT          |
| Driver door sensor | Passengers door sensor | Trunk lid | Hood sense | Original alarm++ | Arming state | Lock factory remote | Unlock factory remote | Any button pressed | Handbrake / Parking | Speed 10kmph | Engine running | Engine speed (RPM) | Ignition | Key inserted |
| 1                  | 2                      | 3         | 4          | 5                | 6            | 7                   | 8                     | 9                  | 10                  | 11           | 12             | 13                 | 14       | 15           |
| +                  | +                      | +         | +          | +                | +            | +                   | +                     | +                  | +                   | +            | +              | +                  | +        | +            |

| connector 10 pin |                           |                     |                    |                     |               |                   |                   |     |          |
|------------------|---------------------------|---------------------|--------------------|---------------------|---------------|-------------------|-------------------|-----|----------|
| OUT              | IN                        | IN                  | IN                 | IN                  | IN            | IN                | IN                | IN  | IN       |
| Footbrake        | Drivers door opening sim. | Turn off the engine | Turn on the engine | Turn signal control | Trunk release | Opening all doors | Closing all doors | GND | PWR +12V |
| 1                | 2                         | 3                   | 4                  | 5                   | 6             | 7                 | 8                 | 9   | 10       |
| +                | +                         |                     |                    | +                   | +             | +                 | +                 | +   | +        |

|   |   |   |
|---|---|---|
| + | + | + |
| + | + | + |
| + | + | + |

| connector 15 pin   |                        |           |            |                  |              |                     |                       |                    |                     |              |                |                    |          |              |
|--------------------|------------------------|-----------|------------|------------------|--------------|---------------------|-----------------------|--------------------|---------------------|--------------|----------------|--------------------|----------|--------------|
| OUT                | OUT                    | OUT       | OUT        | OUT              | OUT          | OUT                 | OUT                   | OUT                | OUT                 | OUT          | OUT            | OUT                | OUT      | OUT          |
| Driver door sensor | Passengers door sensor | Trunk lid | Hood sense | Original alarm++ | Arming state | Lock factory remote | Unlock factory remote | Any button pressed | Handbrake / Parking | Speed 10kmph | Engine running | Engine speed (RPM) | Ignition | Key inserted |
| 1                  | 2                      | 3         | 4          | 5                | 6            | 7                   | 8                     | 9                  | 10                  | 11           | 12             | 13                 | 14       | 15           |
| +                  | +                      | +         | +          | +                | +            | +                   | +                     | +                  | +                   | +            | +              | +                  | +        | +            |

| connector 10 pin |                           |                     |                    |                     |               |                   |                   |     |          |
|------------------|---------------------------|---------------------|--------------------|---------------------|---------------|-------------------|-------------------|-----|----------|
| OUT              | IN                        | IN                  | IN                 | IN                  | IN            | IN                | IN                | IN  | IN       |
| Footbrake        | Drivers door opening sim. | Turn off the engine | Turn on the engine | Turn signal control | Trunk release | Opening all doors | Closing all doors | GND | PWR +12V |
| 1                | 2                         | 3                   | 4                  | 5                   | 6             | 7                 | 8                 | 9   | 10       |
| +                | +                         |                     |                    | +                   | +             | +                 | +                 | +   | +        |

|   |   |   |
|---|---|---|
| + | + | + |
| + | + | + |
| + | + | + |

| connector 15 pin   |                        |           |            |                  |              |                     |                       |                    |                     |              |                |                    |          |              |
|--------------------|------------------------|-----------|------------|------------------|--------------|---------------------|-----------------------|--------------------|---------------------|--------------|----------------|--------------------|----------|--------------|
| OUT                | OUT                    | OUT       | OUT        | OUT              | OUT          | OUT                 | OUT                   | OUT                | OUT                 | OUT          | OUT            | OUT                | OUT      | OUT          |
| Driver door sensor | Passengers door sensor | Trunk lid | Hood sense | Original alarm++ | Arming state | Lock factory remote | Unlock factory remote | Any button pressed | Handbrake / Parking | Speed 10kmph | Engine running | Engine speed (RPM) | Ignition | Key inserted |
| 1                  | 2                      | 3         | 4          | 5                | 6            | 7                   | 8                     | 9                  | 10                  | 11           | 12             | 13                 | 14       | 15           |
| +                  | +                      | +         | +          | +                | +            | +                   | +                     | +                  | +                   | +            | +              | +                  | +        | +            |

| connector 10 pin |                           |                     |                    |                     |               |                   |                   |     |          |
|------------------|---------------------------|---------------------|--------------------|---------------------|---------------|-------------------|-------------------|-----|----------|
| OUT              | IN                        | IN                  | IN                 | IN                  | IN            | IN                | IN                | IN  | IN       |
| Footbrake        | Drivers door opening sim. | Turn off the engine | Turn on the engine | Turn signal control | Trunk release | Opening all doors | Closing all doors | GND | PWR +12V |
| 1                | 2                         | 3                   | 4                  | 5                   | 6             | 7                 | 8                 | 9   | 10       |
| +                | +                         |                     |                    | +                   | +             | +                 | +                 | +   | +        |

|   |   |   |
|---|---|---|
| + | + | + |
| + | + | + |
| + | + | + |

| MERCEDES VIANO (639) |        |        |        |        |        |       |       |                           |                         | year: 2003 →       |                        |           |            |                  |              |                     |                       |                    |                     | with and without Keyless System |                |                    |          |              |           |                           |                     |                    |                     | program No: 11164 |                   |                   |     |          |                         |                             |                 |     |     | from: 2017-09-01 |    |    |    |    |    |    |    |    |    |   |   |   |   |   |   |   |   |   |   |   |   |   |   |   |   |   |   |   |   |   |   |   |   |   |
|----------------------|--------|--------|--------|--------|--------|-------|-------|---------------------------|-------------------------|--------------------|------------------------|-----------|------------|------------------|--------------|---------------------|-----------------------|--------------------|---------------------|---------------------------------|----------------|--------------------|----------|--------------|-----------|---------------------------|---------------------|--------------------|---------------------|-------------------|-------------------|-------------------|-----|----------|-------------------------|-----------------------------|-----------------|-----|-----|------------------|----|----|----|----|----|----|----|----|----|---|---|---|---|---|---|---|---|---|---|---|---|---|---|---|---|---|---|---|---|---|---|---|---|---|
| connector 8 pin      |        |        |        |        |        |       |       |                           |                         | connector 15 pin   |                        |           |            |                  |              |                     |                       |                    |                     | connector 10 pin                |                |                    |          |              |           |                           |                     |                    |                     |                   |                   |                   |     |          |                         |                             |                 |     |     |                  |    |    |    |    |    |    |    |    |    |   |   |   |   |   |   |   |   |   |   |   |   |   |   |   |   |   |   |   |   |   |   |   |   |   |
| CAN H                | CAN L  | CAN H  | CAN L  | CAN H  | CAN L  | CAN H | CAN L | OUT +                     | OUT -                   | OUT                | OUT                    | OUT       | OUT        | OUT              | OUT          | OUT                 | OUT                   | OUT                | OUT                 | OUT                             | IN             | IN                 | IN       | IN           | IN        | IN                        | IN                  | IN                 | IN                  | OUT               | OUT               | OUT               | OUT | OUT      | OUT                     | OUT                         | OUT             | OUT | OUT | OUT              | IN | IN | IN | IN | IN | IN | IN | IN | IN |   |   |   |   |   |   |   |   |   |   |   |   |   |   |   |   |   |   |   |   |   |   |   |   |   |
| CAN1-H               | CAN1-L | CAN2-H | CAN2-L | CAN3-H | CAN3-L |       |       | Alternative blink control | Alt. contr. centr. lock | Driver door sensor | Passengers door sensor | Trunk lid | Hood sense | Original alarm++ | Arming state | Lock factory remote | Unlock factory remote | Any button pressed | Handbrake / Parking | Speed 10kmph                    | Engine running | Engine speed (RPM) | Ignition | Key inserted | Footbrake | Drivers door opening sim. | Turn off the engine | Turn on the engine | Turn signal control | Trunk release     | Opening all doors | Closing all doors | GND | PWR +12V | Contr. of factory alarm | Contr.c.lock when ign.is on | Comfort closure |     |     |                  |    |    |    |    |    |    |    |    |    |   |   |   |   |   |   |   |   |   |   |   |   |   |   |   |   |   |   |   |   |   |   |   |   |   |
| 1                    | 2      | 3      | 4      | 5      | 6      | 7     | 8     |                           |                         | 1                  | 2                      | 3         | 4          | 5                | 6            | 7                   | 8                     | 9                  | 10                  | 11                              | 12             | 13                 | 14       | 15           | 1         | 2                         | 3                   | 4                  | 5                   | 6                 | 7                 | 8                 | 9   | 10       | 1                       | 2                           | 3               | 4   | 5   | 6                | 7  | 8  | 9  | 10 | +  | +  | +  | +  | +  | + | + | + | + | + | + | + | + | + | + | + | + | + | + | + | + | + | + | + | + | + | + | + | + | + |

Attention:

| MERCEDES VITO (447) |        |        |        |        |        |       |       |                           |                         | year: 2019 →       |                        |           |            |                  |              |                     |                       |                    |                     | with and without Keyless System |                |                    |          |              |           |                           |                     |                    |                     | program No: 13735 |                   |                   |     |          |                         |                             |                 |     |     | from: 2021-08-25 |    |    |    |    |    |    |    |    |    |   |   |   |   |   |   |   |   |   |   |   |   |   |   |   |   |   |   |   |   |   |   |   |   |   |
|---------------------|--------|--------|--------|--------|--------|-------|-------|---------------------------|-------------------------|--------------------|------------------------|-----------|------------|------------------|--------------|---------------------|-----------------------|--------------------|---------------------|---------------------------------|----------------|--------------------|----------|--------------|-----------|---------------------------|---------------------|--------------------|---------------------|-------------------|-------------------|-------------------|-----|----------|-------------------------|-----------------------------|-----------------|-----|-----|------------------|----|----|----|----|----|----|----|----|----|---|---|---|---|---|---|---|---|---|---|---|---|---|---|---|---|---|---|---|---|---|---|---|---|---|
| connector 8 pin     |        |        |        |        |        |       |       |                           |                         | connector 15 pin   |                        |           |            |                  |              |                     |                       |                    |                     | connector 10 pin                |                |                    |          |              |           |                           |                     |                    |                     |                   |                   |                   |     |          |                         |                             |                 |     |     |                  |    |    |    |    |    |    |    |    |    |   |   |   |   |   |   |   |   |   |   |   |   |   |   |   |   |   |   |   |   |   |   |   |   |   |
| CAN H               | CAN L  | CAN H  | CAN L  | CAN H  | CAN L  | CAN H | CAN L | OUT +                     | OUT -                   | OUT                | OUT                    | OUT       | OUT        | OUT              | OUT          | OUT                 | OUT                   | OUT                | OUT                 | OUT                             | IN             | IN                 | IN       | IN           | IN        | IN                        | IN                  | IN                 | IN                  | OUT               | OUT               | OUT               | OUT | OUT      | OUT                     | OUT                         | OUT             | OUT | OUT | OUT              | IN | IN | IN | IN | IN | IN | IN | IN | IN |   |   |   |   |   |   |   |   |   |   |   |   |   |   |   |   |   |   |   |   |   |   |   |   |   |
| CAN1-H              | CAN1-L | CAN2-H | CAN2-L | CAN3-H | CAN3-L |       |       | Alternative blink control | Alt. contr. centr. lock | Driver door sensor | Passengers door sensor | Trunk lid | Hood sense | Original alarm++ | Arming state | Lock factory remote | Unlock factory remote | Any button pressed | Handbrake / Parking | Speed 10kmph                    | Engine running | Engine speed (RPM) | Ignition | Key inserted | Footbrake | Drivers door opening sim. | Turn off the engine | Turn on the engine | Turn signal control | Trunk release     | Opening all doors | Closing all doors | GND | PWR +12V | Contr. of factory alarm | Contr.c.lock when ign.is on | Comfort closure |     |     |                  |    |    |    |    |    |    |    |    |    |   |   |   |   |   |   |   |   |   |   |   |   |   |   |   |   |   |   |   |   |   |   |   |   |   |
| 1                   | 2      | 3      | 4      | 5      | 6      | 7     | 8     |                           |                         | 1                  | 2                      | 3         | 4          | 5                | 6            | 7                   | 8                     | 9                  | 10                  | 11                              | 12             | 13                 | 14       | 15           | 1         | 2                         | 3                   | 4                  | 5                   | 6                 | 7                 | 8                 | 9   | 10       | 1                       | 2                           | 3               | 4   | 5   | 6                | 7  | 8  | 9  | 10 | +  | +  | +  | +  | +  | + | + | + | + | + | + | + | + | + | + | + | + | + | + | + | + | + | + | + | + | + | + | + | + | + |

Switches

| MERCEDES VITO (447) |        |        |        |        |        |       |       |                           |                         | year: 2014 →       |                        |           |            |                  |              |                     |                       |                    |                     | with and without Keyless System |                |                    |          |              |           |                           |                     |                    |                     | program No: 11856 |                   |                   |     |          |                         |                             |                 |     |     | from: 2017-09-01 |    |    |    |    |    |    |    |    |    |   |   |   |   |   |   |   |   |   |   |   |   |   |   |   |   |   |   |   |   |   |   |   |   |   |
|---------------------|--------|--------|--------|--------|--------|-------|-------|---------------------------|-------------------------|--------------------|------------------------|-----------|------------|------------------|--------------|---------------------|-----------------------|--------------------|---------------------|---------------------------------|----------------|--------------------|----------|--------------|-----------|---------------------------|---------------------|--------------------|---------------------|-------------------|-------------------|-------------------|-----|----------|-------------------------|-----------------------------|-----------------|-----|-----|------------------|----|----|----|----|----|----|----|----|----|---|---|---|---|---|---|---|---|---|---|---|---|---|---|---|---|---|---|---|---|---|---|---|---|---|
| connector 8 pin     |        |        |        |        |        |       |       |                           |                         | connector 15 pin   |                        |           |            |                  |              |                     |                       |                    |                     | connector 10 pin                |                |                    |          |              |           |                           |                     |                    |                     |                   |                   |                   |     |          |                         |                             |                 |     |     |                  |    |    |    |    |    |    |    |    |    |   |   |   |   |   |   |   |   |   |   |   |   |   |   |   |   |   |   |   |   |   |   |   |   |   |
| CAN H               | CAN L  | CAN H  | CAN L  | CAN H  | CAN L  | CAN H | CAN L | OUT +                     | OUT -                   | OUT                | OUT                    | OUT       | OUT        | OUT              | OUT          | OUT                 | OUT                   | OUT                | OUT                 | OUT                             | IN             | IN                 | IN       | IN           | IN        | IN                        | IN                  | IN                 | IN                  | OUT               | OUT               | OUT               | OUT | OUT      | OUT                     | OUT                         | OUT             | OUT | OUT | OUT              | IN | IN | IN | IN | IN | IN | IN | IN | IN |   |   |   |   |   |   |   |   |   |   |   |   |   |   |   |   |   |   |   |   |   |   |   |   |   |
| CAN1-H              | CAN1-L | CAN2-H | CAN2-L | CAN3-H | CAN3-L |       |       | Alternative blink control | Alt. contr. centr. lock | Driver door sensor | Passengers door sensor | Trunk lid | Hood sense | Original alarm++ | Arming state | Lock factory remote | Unlock factory remote | Any button pressed | Handbrake / Parking | Speed 10kmph                    | Engine running | Engine speed (RPM) | Ignition | Key inserted | Footbrake | Drivers door opening sim. | Turn off the engine | Turn on the engine | Turn signal control | Trunk release     | Opening all doors | Closing all doors | GND | PWR +12V | Contr. of factory alarm | Contr.c.lock when ign.is on | Comfort closure |     |     |                  |    |    |    |    |    |    |    |    |    |   |   |   |   |   |   |   |   |   |   |   |   |   |   |   |   |   |   |   |   |   |   |   |   |   |
| 1                   | 2      | 3      | 4      | 5      | 6      | 7     | 8     |                           |                         | 1                  | 2                      | 3         | 4          | 5                | 6            | 7                   | 8                     | 9                  | 10                  | 11                              | 12             | 13                 | 14       | 15           | 1         | 2                         | 3                   | 4                  | 5                   | 6                 | 7                 | 8                 | 9   | 10       | 1                       | 2                           | 3               | 4   | 5   | 6                | 7  | 8  | 9  | 10 | +  | +  | +  | +  | +  | + | + | + | + | + | + | + | + | + | + | + | + | + | + | + | + | + | + | + | + | + | + | + | + | + |

Switches

| MERCEDES VITO (639) |        |        |        |        |        |       |       |                           |                         | year: 2011 →       |                        |           |            |                  |              |                     |                       |                    |                     | with and without Keyless System |                |                    |          |              |           |                           |                     |                    |                     | program No: 11164 |                   |                   |     |          |                         |                             |                 |     |     | from: 2017-09-01 |    |    |    |    |    |    |    |    |    |   |   |   |   |   |   |   |   |   |   |   |   |   |   |   |   |   |   |   |   |   |   |   |   |   |
|---------------------|--------|--------|--------|--------|--------|-------|-------|---------------------------|-------------------------|--------------------|------------------------|-----------|------------|------------------|--------------|---------------------|-----------------------|--------------------|---------------------|---------------------------------|----------------|--------------------|----------|--------------|-----------|---------------------------|---------------------|--------------------|---------------------|-------------------|-------------------|-------------------|-----|----------|-------------------------|-----------------------------|-----------------|-----|-----|------------------|----|----|----|----|----|----|----|----|----|---|---|---|---|---|---|---|---|---|---|---|---|---|---|---|---|---|---|---|---|---|---|---|---|---|
| connector 8 pin     |        |        |        |        |        |       |       |                           |                         | connector 15 pin   |                        |           |            |                  |              |                     |                       |                    |                     | connector 10 pin                |                |                    |          |              |           |                           |                     |                    |                     |                   |                   |                   |     |          |                         |                             |                 |     |     |                  |    |    |    |    |    |    |    |    |    |   |   |   |   |   |   |   |   |   |   |   |   |   |   |   |   |   |   |   |   |   |   |   |   |   |
| CAN H               | CAN L  | CAN H  | CAN L  | CAN H  | CAN L  | CAN H | CAN L | OUT +                     | OUT -                   | OUT                | OUT                    | OUT       | OUT        | OUT              | OUT          | OUT                 | OUT                   | OUT                | OUT                 | OUT                             | IN             | IN                 | IN       | IN           | IN        | IN                        | IN                  | IN                 | IN                  | OUT               | OUT               | OUT               | OUT | OUT      | OUT                     | OUT                         | OUT             | OUT | OUT | OUT              | IN | IN | IN | IN | IN | IN | IN | IN | IN |   |   |   |   |   |   |   |   |   |   |   |   |   |   |   |   |   |   |   |   |   |   |   |   |   |
| CAN1-H              | CAN1-L | CAN2-H | CAN2-L | CAN3-H | CAN3-L |       |       | Alternative blink control | Alt. contr. centr. lock | Driver door sensor | Passengers door sensor | Trunk lid | Hood sense | Original alarm++ | Arming state | Lock factory remote | Unlock factory remote | Any button pressed | Handbrake / Parking | Speed 10kmph                    | Engine running | Engine speed (RPM) | Ignition | Key inserted | Footbrake | Drivers door opening sim. | Turn off the engine | Turn on the engine | Turn signal control | Trunk release     | Opening all doors | Closing all doors | GND | PWR +12V | Contr. of factory alarm | Contr.c.lock when ign.is on | Comfort closure |     |     |                  |    |    |    |    |    |    |    |    |    |   |   |   |   |   |   |   |   |   |   |   |   |   |   |   |   |   |   |   |   |   |   |   |   |   |
| 1                   | 2      | 3      | 4      | 5      | 6      | 7     | 8     |                           |                         | 1                  | 2                      | 3         | 4          | 5                | 6            | 7                   | 8                     | 9                  | 10                  | 11                              | 12             | 13                 | 14       | 15           | 1         | 2                         | 3                   | 4                  | 5                   | 6                 | 7                 | 8                 | 9   | 10       | 1                       | 2                           | 3               | 4   | 5   | 6                | 7  | 8  | 9  | 10 | +  | +  | +  | +  | +  | + | + | + | + | + | + | + | + | + | + | + | + | + | + | + | + | + | + | + | + | + | + | + | + | + |

Switches

| MERCEDES VITO (639) |        |        |        |        |        |       |       |                           |                         | year: 2003 →       |                        |           |            |                  |              |                     |                       |                    |                     | with and without Keyless System |                |                    |          |              |           |                           |                     |                    |                     | program No: 11164 |                   |                   |     |          |                         |                             |                 |     |     | from: 2017-09-01 |    |    |    |    |    |    |    |    |    |   |   |   |   |   |   |   |   |   |   |   |   |   |   |   |   |   |   |   |   |   |   |   |   |   |
|---------------------|--------|--------|--------|--------|--------|-------|-------|---------------------------|-------------------------|--------------------|------------------------|-----------|------------|------------------|--------------|---------------------|-----------------------|--------------------|---------------------|---------------------------------|----------------|--------------------|----------|--------------|-----------|---------------------------|---------------------|--------------------|---------------------|-------------------|-------------------|-------------------|-----|----------|-------------------------|-----------------------------|-----------------|-----|-----|------------------|----|----|----|----|----|----|----|----|----|---|---|---|---|---|---|---|---|---|---|---|---|---|---|---|---|---|---|---|---|---|---|---|---|---|
| connector 8 pin     |        |        |        |        |        |       |       |                           |                         | connector 15 pin   |                        |           |            |                  |              |                     |                       |                    |                     | connector 10 pin                |                |                    |          |              |           |                           |                     |                    |                     |                   |                   |                   |     |          |                         |                             |                 |     |     |                  |    |    |    |    |    |    |    |    |    |   |   |   |   |   |   |   |   |   |   |   |   |   |   |   |   |   |   |   |   |   |   |   |   |   |
| CAN H               | CAN L  | CAN H  | CAN L  | CAN H  | CAN L  | CAN H | CAN L | OUT +                     | OUT -                   | OUT                | OUT                    | OUT       | OUT        | OUT              | OUT          | OUT                 | OUT                   | OUT                | OUT                 | OUT                             | IN             | IN                 | IN       | IN           | IN        | IN                        | IN                  | IN                 | IN                  | OUT               | OUT               | OUT               | OUT | OUT      | OUT                     | OUT                         | OUT             | OUT | OUT | OUT              | IN | IN | IN | IN | IN | IN | IN | IN | IN |   |   |   |   |   |   |   |   |   |   |   |   |   |   |   |   |   |   |   |   |   |   |   |   |   |
| CAN1-H              | CAN1-L | CAN2-H | CAN2-L | CAN3-H | CAN3-L |       |       | Alternative blink control | Alt. contr. centr. lock | Driver door sensor | Passengers door sensor | Trunk lid | Hood sense | Original alarm++ | Arming state | Lock factory remote | Unlock factory remote | Any button pressed | Handbrake / Parking | Speed 10kmph                    | Engine running | Engine speed (RPM) | Ignition | Key inserted | Footbrake | Drivers door opening sim. | Turn off the engine | Turn on the engine | Turn signal control | Trunk release     | Opening all doors | Closing all doors | GND | PWR +12V | Contr. of factory alarm | Contr.c.lock when ign.is on | Comfort closure |     |     |                  |    |    |    |    |    |    |    |    |    |   |   |   |   |   |   |   |   |   |   |   |   |   |   |   |   |   |   |   |   |   |   |   |   |   |
| 1                   | 2      | 3      | 4      | 5      | 6      | 7     | 8     |                           |                         | 1                  | 2                      | 3         | 4          | 5                | 6            | 7                   | 8                     | 9                  | 10                  | 11                              | 12             | 13                 | 14       | 15           | 1         | 2                         | 3                   | 4                  | 5                   | 6                 | 7                 | 8                 | 9   | 10       | 1                       | 2                           | 3               | 4   | 5   | 6                | 7  | 8  | 9  | 10 | +  | +  | +  | +  | +  | + | + | + | + | + | + | + | + | + | + | + | + | + | + | + | + | + | + | + | + | + | + | + | + | + |

Switches

**MERCEDES X (470)**

year: 2017 →

with and without Keyless System

program №: 12448

from: 2021-03-01

| connector 8 pin |        |        |        |        |        |                           |                         |
|-----------------|--------|--------|--------|--------|--------|---------------------------|-------------------------|
| CAN H           | CAN L  | CAN H  | CAN L  | CAN H  | CAN L  | OUT +                     | OUT -                   |
| CAN1-H          | CAN1-L | CAN2-H | CAN2-L | CAN3-H | CAN3-L | Alternative blink control | Alt. contr. centr. lock |
| 1               | 2      | 3      | 4      | 5      | 6      | 7                         | 8                       |
| +               | +      | +      | +      | +      | +      | +                         | +                       |

| connector 15 pin   |                        |           |            |                  |              |                     |                       |                    |                     |              |                |                    |          |              |
|--------------------|------------------------|-----------|------------|------------------|--------------|---------------------|-----------------------|--------------------|---------------------|--------------|----------------|--------------------|----------|--------------|
| OUT                | OUT                    | OUT       | OUT        | OUT              | OUT          | OUT                 | OUT                   | OUT                | OUT                 | OUT          | OUT            | OUT                | OUT      | OUT          |
| Driver door sensor | Passengers door sensor | Trunk lid | Hood sense | Original alarm++ | Arming state | Lock factory remote | Unlock factory remote | Any button pressed | Handbrake / Parking | Speed 10kmph | Engine running | Engine speed (RPM) | Ignition | Key inserted |
| 1                  | 2                      | 3         | 4          | 5                | 6            | 7                   | 8                     | 9                  | 10                  | 11           | 12             | 13                 | 14       | 15           |
| +                  | +                      | +         | +          | +                | +            | +                   | +                     | +                  | +                   | +            | +              | +                  | +        | +            |

| connector 10 pin |                           |                     |                    |                     |               |                   |                   |     |          |
|------------------|---------------------------|---------------------|--------------------|---------------------|---------------|-------------------|-------------------|-----|----------|
| OUT              | IN                        | IN                  | IN                 | IN                  | IN            | IN                | IN                | IN  | IN       |
| Footbrake        | Drivers door opening sim. | Turn off the engine | Turn on the engine | Turn signal control | Trunk release | Opening all doors | Closing all doors | GND | PWR +12V |
| 1                | 2                         | 3                   | 4                  | 5                   | 6             | 7                 | 8                 | 9   | 10       |
| +                | +                         | +                   | +                  | +                   | +             | +                 | +                 | +   | +        |

|                         |                              |                 |
|-------------------------|------------------------------|-----------------|
| Contr. of factory alarm | Contr.c.lock. when ign.is on | Comfort closure |
| +                       | +                            | +               |

Attention:

Switches

**MG 360 (UAE Market)**

year: 2019 →

with and without Keyless System

program №: 13393

from: 2020-10-29

| connector 8 pin |        |        |        |        |        |                           |                         |
|-----------------|--------|--------|--------|--------|--------|---------------------------|-------------------------|
| CAN H           | CAN L  | CAN H  | CAN L  | CAN H  | CAN L  | OUT +                     | OUT -                   |
| CAN1-H          | CAN1-L | CAN2-H | CAN2-L | CAN3-H | CAN3-L | Alternative blink control | Alt. contr. centr. lock |
| 1               | 2      | 3      | 4      | 5      | 6      | 7                         | 8                       |
| +               | +      | +      | +      | +      | +      | +                         | +                       |

| connector 15 pin   |                        |           |            |                  |              |                     |                       |                    |                     |              |                |                    |          |              |
|--------------------|------------------------|-----------|------------|------------------|--------------|---------------------|-----------------------|--------------------|---------------------|--------------|----------------|--------------------|----------|--------------|
| OUT                | OUT                    | OUT       | OUT        | OUT              | OUT          | OUT                 | OUT                   | OUT                | OUT                 | OUT          | OUT            | OUT                | OUT      | OUT          |
| Driver door sensor | Passengers door sensor | Trunk lid | Hood sense | Original alarm++ | Arming state | Lock factory remote | Unlock factory remote | Any button pressed | Handbrake / Parking | Speed 10kmph | Engine running | Engine speed (RPM) | Ignition | Key inserted |
| 1                  | 2                      | 3         | 4          | 5                | 6            | 7                   | 8                     | 9                  | 10                  | 11           | 12             | 13                 | 14       | 15           |
| +                  | +                      | +         | +          | +                | +            | +                   | +                     | +                  | +                   | +            | +              | +                  | +        | +            |

| connector 10 pin |                           |                     |                    |                     |               |                   |                   |     |          |
|------------------|---------------------------|---------------------|--------------------|---------------------|---------------|-------------------|-------------------|-----|----------|
| OUT              | IN                        | IN                  | IN                 | IN                  | IN            | IN                | IN                | IN  | IN       |
| Footbrake        | Drivers door opening sim. | Turn off the engine | Turn on the engine | Turn signal control | Trunk release | Opening all doors | Closing all doors | GND | PWR +12V |
| 1                | 2                         | 3                   | 4                  | 5                   | 6             | 7                 | 8                 | 9   | 10       |
| +                | +                         | +                   | +                  | +                   | +             | +                 | +                 | +   | +        |

|                         |                              |                 |
|-------------------------|------------------------------|-----------------|
| Contr. of factory alarm | Contr.c.lock. when ign.is on | Comfort closure |
| +                       | +                            | +               |

Attention:

Switches

**MG 4 (Electric)**

year: 2023 →

with and without Keyless System

program №: 14695

from: 2023-05-08

| connector 8 pin |        |        |        |        |        |                           |                         |
|-----------------|--------|--------|--------|--------|--------|---------------------------|-------------------------|
| CAN H           | CAN L  | CAN H  | CAN L  | CAN H  | CAN L  | OUT +                     | OUT -                   |
| CAN1-H          | CAN1-L | CAN2-H | CAN2-L | CAN3-H | CAN3-L | Alternative blink control | Alt. contr. centr. lock |
| 1               | 2      | 3      | 4      | 5      | 6      | 7                         | 8                       |
| +               | +      | +      | +      | +      | +      | +                         | +                       |

| connector 15 pin   |                        |           |            |                  |              |                     |                       |                    |                     |              |                |                    |          |              |
|--------------------|------------------------|-----------|------------|------------------|--------------|---------------------|-----------------------|--------------------|---------------------|--------------|----------------|--------------------|----------|--------------|
| OUT                | OUT                    | OUT       | OUT        | OUT              | OUT          | OUT                 | OUT                   | OUT                | OUT                 | OUT          | OUT            | OUT                | OUT      | OUT          |
| Driver door sensor | Passengers door sensor | Trunk lid | Hood sense | Original alarm++ | Arming state | Lock factory remote | Unlock factory remote | Any button pressed | Handbrake / Parking | Speed 10kmph | Engine running | Engine speed (RPM) | Ignition | Key inserted |
| 1                  | 2                      | 3         | 4          | 5                | 6            | 7                   | 8                     | 9                  | 10                  | 11           | 12             | 13                 | 14       | 15           |
| +                  | +                      | +         | +          | +                | +            | +                   | +                     | +                  | +                   | +            | +              | +                  | +        | +            |

| connector 10 pin |                           |                     |                    |                     |               |                   |                   |     |          |
|------------------|---------------------------|---------------------|--------------------|---------------------|---------------|-------------------|-------------------|-----|----------|
| OUT              | IN                        | IN                  | IN                 | IN                  | IN            | IN                | IN                | IN  | IN       |
| Footbrake        | Drivers door opening sim. | Turn off the engine | Turn on the engine | Turn signal control | Trunk release | Opening all doors | Closing all doors | GND | PWR +12V |
| 1                | 2                         | 3                   | 4                  | 5                   | 6             | 7                 | 8                 | 9   | 10       |
| +                | +                         | +                   | +                  | +                   | +             | +                 | +                 | +   | +        |

|                         |                              |                 |
|-------------------------|------------------------------|-----------------|
| Contr. of factory alarm | Contr.c.lock. when ign.is on | Comfort closure |
| +                       | +                            | +               |

Attention:

Switches

**MG 5 (UAE Market)**

year: 2020 →

with and without Keyless System

program №: 13318

from: 2020-09-04

| connector 8 pin |        |        |        |        |        |                           |                         |
|-----------------|--------|--------|--------|--------|--------|---------------------------|-------------------------|
| CAN H           | CAN L  | CAN H  | CAN L  | CAN H  | CAN L  | OUT +                     | OUT -                   |
| CAN1-H          | CAN1-L | CAN2-H | CAN2-L | CAN3-H | CAN3-L | Alternative blink control | Alt. contr. centr. lock |
| 1               | 2      | 3      | 4      | 5      | 6      | 7                         | 8                       |
| +               | +      | +      | +      | +      | +      | +                         | +                       |

| connector 15 pin   |                        |           |            |                  |              |                     |                       |                    |                     |              |                |                    |          |              |
|--------------------|------------------------|-----------|------------|------------------|--------------|---------------------|-----------------------|--------------------|---------------------|--------------|----------------|--------------------|----------|--------------|
| OUT                | OUT                    | OUT       | OUT        | OUT              | OUT          | OUT                 | OUT                   | OUT                | OUT                 | OUT          | OUT            | OUT                | OUT      | OUT          |
| Driver door sensor | Passengers door sensor | Trunk lid | Hood sense | Original alarm++ | Arming state | Lock factory remote | Unlock factory remote | Any button pressed | Handbrake / Parking | Speed 10kmph | Engine running | Engine speed (RPM) | Ignition | Key inserted |
| 1                  | 2                      | 3         | 4          | 5                | 6            | 7                   | 8                     | 9                  | 10                  | 11           | 12             | 13                 | 14       | 15           |
| +                  | +                      | +         | +          | +                | +            | +                   | +                     | +                  | +                   | +            | +              | +                  | +        | +            |

| connector 10 pin |                           |                     |                    |                     |               |                   |                   |     |          |
|------------------|---------------------------|---------------------|--------------------|---------------------|---------------|-------------------|-------------------|-----|----------|
| OUT              | IN                        | IN                  | IN                 | IN                  | IN            | IN                | IN                | IN  | IN       |
| Footbrake        | Drivers door opening sim. | Turn off the engine | Turn on the engine | Turn signal control | Trunk release | Opening all doors | Closing all doors | GND | PWR +12V |
| 1                | 2                         | 3                   | 4                  | 5                   | 6             | 7                 | 8                 | 9   | 10       |
| +                | +                         | +                   | +                  | +                   | +             | +                 | +                 | +   | +        |

|                         |                              |                 |
|-------------------------|------------------------------|-----------------|
| Contr. of factory alarm | Contr.c.lock. when ign.is on | Comfort closure |
| +                       | +                            | +               |

Attention:

Switches

**MG HS (Keyless)**

year: 2023 →

with Keyless System

program №: 15129

from: 2024-03-28

| connector 8 pin |        |        |        |        |        |                           |                         |
|-----------------|--------|--------|--------|--------|--------|---------------------------|-------------------------|
| CAN H           | CAN L  | CAN H  | CAN L  | CAN H  | CAN L  | OUT +                     | OUT -                   |
| CAN1-H          | CAN1-L | CAN2-H | CAN2-L | CAN3-H | CAN3-L | Alternative blink control | Alt. contr. centr. lock |
| 1               | 2      | 3      | 4      | 5      | 6      | 7                         | 8                       |
| +               | +      | +      | +      | +      | +      | +                         | +                       |

| connector 15 pin   |                        |           |            |                  |              |                     |                       |                    |                     |              |                |                    |          |              |
|--------------------|------------------------|-----------|------------|------------------|--------------|---------------------|-----------------------|--------------------|---------------------|--------------|----------------|--------------------|----------|--------------|
| OUT                | OUT                    | OUT       | OUT        | OUT              | OUT          | OUT                 | OUT                   | OUT                | OUT                 | OUT          | OUT            | OUT                | OUT      | OUT          |
| Driver door sensor | Passengers door sensor | Trunk lid | Hood sense | Original alarm++ | Arming state | Lock factory remote | Unlock factory remote | Any button pressed | Handbrake / Parking | Speed 10kmph | Engine running | Engine speed (RPM) | Ignition | Key inserted |
| 1                  | 2                      | 3         | 4          | 5                | 6            | 7                   | 8                     | 9                  | 10                  | 11           | 12             | 13                 | 14       | 15           |
| +                  | +                      | +         | +          | +                | +            | +                   | +                     | +                  | +                   | +            | +              | +                  | +        | +            |

| connector 10 pin |                           |                     |                    |                     |               |                   |                   |     |          |
|------------------|---------------------------|---------------------|--------------------|---------------------|---------------|-------------------|-------------------|-----|----------|
| OUT              | IN                        | IN                  | IN                 | IN                  | IN            | IN                | IN                | IN  | IN       |
| Footbrake        | Drivers door opening sim. | Turn off the engine | Turn on the engine | Turn signal control | Trunk release | Opening all doors | Closing all doors | GND | PWR +12V |
| 1                | 2                         | 3                   | 4                  | 5                   | 6             | 7                 | 8                 | 9   | 10       |
| +                | +                         | +                   | +                  | +                   | +             | +                 | +                 | +   | +        |

|                         |                              |                 |
|-------------------------|------------------------------|-----------------|
| Contr. of factory alarm | Contr.c.lock. when ign.is on | Comfort closure |
| +                       | +                            | +               |

Attention:

Switches

[en]=> P/N 727010xx (U277\_70\_10)

MG ZS (UAE Market)

year: 2019 →

with and without Keyless System

program No: 13331

from: 2020-09-21

| connector 8 pin |        |        |        |        |        |                           |                         |
|-----------------|--------|--------|--------|--------|--------|---------------------------|-------------------------|
| CAN H           | CAN L  | CAN H  | CAN L  | CAN H  | CAN L  | OUT +                     | OUT -                   |
| CAN1-H          | CAN1-L | CAN2-H | CAN2-L | CAN3-H | CAN3-L | Alternative blink control | Alt. contr. centr. lock |
| 1               | 2      | 3      | 4      | 5      | 6      | 7                         | 8                       |
| +               | +      | +      | +      | +      | +      | -                         | +                       |

Attention:

| connector 15 pin   |                        |           |            |                  |              |                     |                       |                    |                     |              |                |                    |          |              |
|--------------------|------------------------|-----------|------------|------------------|--------------|---------------------|-----------------------|--------------------|---------------------|--------------|----------------|--------------------|----------|--------------|
| OUT                | OUT                    | OUT       | OUT        | OUT              | OUT          | OUT                 | OUT                   | OUT                | OUT                 | OUT          | OUT            | OUT                | OUT      | OUT          |
| Driver door sensor | Passengers door sensor | Trunk lid | Hood sense | Original alarm++ | Arming state | Lock factory remote | Unlock factory remote | Any button pressed | Handbrake / Parking | Speed 10kmph | Engine running | Engine speed (RPM) | Ignition | Key inserted |
| 1                  | 2                      | 3         | 4          | 5                | 6            | 7                   | 8                     | 9                  | 10                  | 11           | 12             | 13                 | 14       | 15           |
| +                  | +                      | +         | +          | +                | +            | +                   | +                     | +                  | +                   | +            | +              | +                  | +        | +            |

| connector 10 pin |                           |                     |                    |                     |               |                   |                   |     |          |
|------------------|---------------------------|---------------------|--------------------|---------------------|---------------|-------------------|-------------------|-----|----------|
| OUT              | IN                        | IN                  | IN                 | IN                  | IN            | IN                | IN                | IN  | +        |
| Footbrake        | Drivers door opening sim. | Turn off the engine | Turn on the engine | Turn signal control | Trunk release | Opening all doors | Closing all doors | GND | PWR +12V |
| 1                | 2                         | 3                   | 4                  | 5                   | 6             | 7                 | 8                 | 9   | 10       |
| +                | +                         | -                   | -                  | +                   | +             | +                 | +                 | +   | +        |

|                              |
|------------------------------|
| Contr. of factory alarm      |
| Contr.c.lock. when ign.is on |
| Comfort closure              |

MINI CLUBMAN (F54)

year: 2023 →

with and without Keyless System

program No: 14735

from: 2023-09-12

| connector 8 pin |        |        |        |        |        |                           |                         |
|-----------------|--------|--------|--------|--------|--------|---------------------------|-------------------------|
| CAN H           | CAN L  | CAN H  | CAN L  | CAN H  | CAN L  | OUT +                     | OUT -                   |
| CAN1-H          | CAN1-L | CAN2-H | CAN2-L | CAN3-H | CAN3-L | Alternative blink control | Alt. contr. centr. lock |
| 1               | 2      | 3      | 4      | 5      | 6      | 7                         | 8                       |
| +               | +      | +      | +      | +      | +      | -                         | +                       |

Attention:

| connector 15 pin   |                        |           |            |                  |              |                     |                       |                    |                     |              |                |                    |          |              |
|--------------------|------------------------|-----------|------------|------------------|--------------|---------------------|-----------------------|--------------------|---------------------|--------------|----------------|--------------------|----------|--------------|
| OUT                | OUT                    | OUT       | OUT        | OUT              | OUT          | OUT                 | OUT                   | OUT                | OUT                 | OUT          | OUT            | OUT                | OUT      | OUT          |
| Driver door sensor | Passengers door sensor | Trunk lid | Hood sense | Original alarm++ | Arming state | Lock factory remote | Unlock factory remote | Any button pressed | Handbrake / Parking | Speed 10kmph | Engine running | Engine speed (RPM) | Ignition | Key inserted |
| 1                  | 2                      | 3         | 4          | 5                | 6            | 7                   | 8                     | 9                  | 10                  | 11           | 12             | 13                 | 14       | 15           |
| +                  | +                      | +         | +          | +                | +            | +                   | +                     | +                  | +                   | +            | +              | +                  | +        | +            |

| connector 10 pin |                           |                     |                    |                     |               |                   |                   |     |          |
|------------------|---------------------------|---------------------|--------------------|---------------------|---------------|-------------------|-------------------|-----|----------|
| OUT              | IN                        | IN                  | IN                 | IN                  | IN            | IN                | IN                | IN  | +        |
| Footbrake        | Drivers door opening sim. | Turn off the engine | Turn on the engine | Turn signal control | Trunk release | Opening all doors | Closing all doors | GND | PWR +12V |
| 1                | 2                         | 3                   | 4                  | 5                   | 6             | 7                 | 8                 | 9   | 10       |
| +                | +                         | -                   | -                  | +                   | +             | +                 | +                 | +   | +        |

|                              |
|------------------------------|
| Contr. of factory alarm      |
| Contr.c.lock. when ign.is on |
| Comfort closure              |

MINI CLUBMAN (F54)

year: 2020 →

with and without Keyless System

program No: 13262

from: 2023-01-30

| connector 8 pin |        |        |        |        |        |                           |                         |
|-----------------|--------|--------|--------|--------|--------|---------------------------|-------------------------|
| CAN H           | CAN L  | CAN H  | CAN L  | CAN H  | CAN L  | OUT +                     | OUT -                   |
| CAN1-H          | CAN1-L | CAN2-H | CAN2-L | CAN3-H | CAN3-L | Alternative blink control | Alt. contr. centr. lock |
| 1               | 2      | 3      | 4      | 5      | 6      | 7                         | 8                       |
| +               | +      | +      | +      | +      | +      | -                         | +                       |

Attention:

| connector 15 pin   |                        |           |            |                  |              |                     |                       |                    |                     |              |                |                    |          |              |
|--------------------|------------------------|-----------|------------|------------------|--------------|---------------------|-----------------------|--------------------|---------------------|--------------|----------------|--------------------|----------|--------------|
| OUT                | OUT                    | OUT       | OUT        | OUT              | OUT          | OUT                 | OUT                   | OUT                | OUT                 | OUT          | OUT            | OUT                | OUT      | OUT          |
| Driver door sensor | Passengers door sensor | Trunk lid | Hood sense | Original alarm++ | Arming state | Lock factory remote | Unlock factory remote | Any button pressed | Handbrake / Parking | Speed 10kmph | Engine running | Engine speed (RPM) | Ignition | Key inserted |
| 1                  | 2                      | 3         | 4          | 5                | 6            | 7                   | 8                     | 9                  | 10                  | 11           | 12             | 13                 | 14       | 15           |
| +                  | +                      | +         | +          | +                | +            | +                   | +                     | +                  | +                   | +            | +              | +                  | +        | +            |

| connector 10 pin |                           |                     |                    |                     |               |                   |                   |     |          |
|------------------|---------------------------|---------------------|--------------------|---------------------|---------------|-------------------|-------------------|-----|----------|
| OUT              | IN                        | IN                  | IN                 | IN                  | IN            | IN                | IN                | IN  | +        |
| Footbrake        | Drivers door opening sim. | Turn off the engine | Turn on the engine | Turn signal control | Trunk release | Opening all doors | Closing all doors | GND | PWR +12V |
| 1                | 2                         | 3                   | 4                  | 5                   | 6             | 7                 | 8                 | 9   | 10       |
| +                | +                         | -                   | -                  | +                   | +             | +                 | +                 | +   | +        |

|                              |
|------------------------------|
| Contr. of factory alarm      |
| Contr.c.lock. when ign.is on |
| Comfort closure              |

MINI CLUBMAN (F54)

year: 2015 →

with and without Keyless System

program No: 11724

from: 2023-09-15

| connector 8 pin |        |        |        |        |        |                           |                         |
|-----------------|--------|--------|--------|--------|--------|---------------------------|-------------------------|
| CAN H           | CAN L  | CAN H  | CAN L  | CAN H  | CAN L  | OUT +                     | OUT -                   |
| CAN1-H          | CAN1-L | CAN2-H | CAN2-L | CAN3-H | CAN3-L | Alternative blink control | Alt. contr. centr. lock |
| 1               | 2      | 3      | 4      | 5      | 6      | 7                         | 8                       |
| +               | +      | +      | +      | +      | +      | -                         | +                       |

Attention:

| connector 15 pin   |                        |           |            |                  |              |                     |                       |                    |                     |              |                |                    |          |              |
|--------------------|------------------------|-----------|------------|------------------|--------------|---------------------|-----------------------|--------------------|---------------------|--------------|----------------|--------------------|----------|--------------|
| OUT                | OUT                    | OUT       | OUT        | OUT              | OUT          | OUT                 | OUT                   | OUT                | OUT                 | OUT          | OUT            | OUT                | OUT      | OUT          |
| Driver door sensor | Passengers door sensor | Trunk lid | Hood sense | Original alarm++ | Arming state | Lock factory remote | Unlock factory remote | Any button pressed | Handbrake / Parking | Speed 10kmph | Engine running | Engine speed (RPM) | Ignition | Key inserted |
| 1                  | 2                      | 3         | 4          | 5                | 6            | 7                   | 8                     | 9                  | 10                  | 11           | 12             | 13                 | 14       | 15           |
| +                  | +                      | +         | +          | +                | +            | +                   | +                     | +                  | +                   | +            | +              | +                  | +        | +            |

| connector 10 pin |                           |                     |                    |                     |               |                   |                   |     |          |
|------------------|---------------------------|---------------------|--------------------|---------------------|---------------|-------------------|-------------------|-----|----------|
| OUT              | IN                        | IN                  | IN                 | IN                  | IN            | IN                | IN                | IN  | +        |
| Footbrake        | Drivers door opening sim. | Turn off the engine | Turn on the engine | Turn signal control | Trunk release | Opening all doors | Closing all doors | GND | PWR +12V |
| 1                | 2                         | 3                   | 4                  | 5                   | 6             | 7                 | 8                 | 9   | 10       |
| +                | +                         | -                   | -                  | +                   | +             | +                 | +                 | +   | +        |

|                              |
|------------------------------|
| Contr. of factory alarm      |
| Contr.c.lock. when ign.is on |
| Comfort closure              |

MINI COOPER (F55)

year: 2020 →

with and without Keyless System

program No: 13261

from: 2023-01-30

| connector 8 pin |        |        |        |        |        |                           |                         |
|-----------------|--------|--------|--------|--------|--------|---------------------------|-------------------------|
| CAN H           | CAN L  | CAN H  | CAN L  | CAN H  | CAN L  | OUT +                     | OUT -                   |
| CAN1-H          | CAN1-L | CAN2-H | CAN2-L | CAN3-H | CAN3-L | Alternative blink control | Alt. contr. centr. lock |
| 1               | 2      | 3      | 4      | 5      | 6      | 7                         | 8                       |
| +               | +      | +      | +      | +      | +      | -                         | +                       |

Attention:

| connector 15 pin   |                        |           |            |                  |              |                     |                       |                    |                     |              |                |                    |          |              |
|--------------------|------------------------|-----------|------------|------------------|--------------|---------------------|-----------------------|--------------------|---------------------|--------------|----------------|--------------------|----------|--------------|
| OUT                | OUT                    | OUT       | OUT        | OUT              | OUT          | OUT                 | OUT                   | OUT                | OUT                 | OUT          | OUT            | OUT                | OUT      | OUT          |
| Driver door sensor | Passengers door sensor | Trunk lid | Hood sense | Original alarm++ | Arming state | Lock factory remote | Unlock factory remote | Any button pressed | Handbrake / Parking | Speed 10kmph | Engine running | Engine speed (RPM) | Ignition | Key inserted |
| 1                  | 2                      | 3         | 4          | 5                | 6            | 7                   | 8                     | 9                  | 10                  | 11           | 12             | 13                 | 14       | 15           |
| +                  | +                      | +         | +          | +                | +            | +                   | +                     | +                  | +                   | +            | +              | +                  | +        | +            |

| connector 10 pin |                           |                     |                    |                     |               |                   |                   |     |          |
|------------------|---------------------------|---------------------|--------------------|---------------------|---------------|-------------------|-------------------|-----|----------|
| OUT              | IN                        | IN                  | IN                 | IN                  | IN            | IN                | IN                | IN  | +        |
| Footbrake        | Drivers door opening sim. | Turn off the engine | Turn on the engine | Turn signal control | Trunk release | Opening all doors | Closing all doors | GND | PWR +12V |
| 1                | 2                         | 3                   | 4                  | 5                   | 6             | 7                 | 8                 | 9   | 10       |
| +                | +                         | -                   | -                  | +                   | +             | +                 | +                 | +   | +        |

|                              |
|------------------------------|
| Contr. of factory alarm      |
| Contr.c.lock. when ign.is on |
| Comfort closure              |

Switches

**MINI COOPER (F55)**

year: 2015 →

with and without Keyless System

program №: 11724

from: 2023-09-15

| connector 8 pin |        |        |        |        |        |                           |                         |
|-----------------|--------|--------|--------|--------|--------|---------------------------|-------------------------|
| CAN H           | CAN L  | CAN H  | CAN L  | CAN H  | CAN L  | OUT +                     | OUT -                   |
| CAN1-H          | CAN1-L | CAN2-H | CAN2-L | CAN3-H | CAN3-L | Alternative blink control | Alt. contr. centr. lock |
| 1               | 2      | 3      | 4      | 5      | 6      | 7                         | 8                       |
| +               | +      | +      | +      | +      | +      | +                         | +                       |

| connector 15 pin   |                        |           |            |                  |              |                     |                       |                    |                     |              |                |                    |          |              |
|--------------------|------------------------|-----------|------------|------------------|--------------|---------------------|-----------------------|--------------------|---------------------|--------------|----------------|--------------------|----------|--------------|
| OUT                | OUT                    | OUT       | OUT        | OUT              | OUT          | OUT                 | OUT                   | OUT                | OUT                 | OUT          | OUT            | OUT                | OUT      | OUT          |
| Driver door sensor | Passengers door sensor | Trunk lid | Hood sense | Original alarm++ | Arming state | Lock factory remote | Unlock factory remote | Any button pressed | Handbrake / Parking | Speed 10kmph | Engine running | Engine speed (RPM) | Ignition | Key inserted |
| 1                  | 2                      | 3         | 4          | 5                | 6            | 7                   | 8                     | 9                  | 10                  | 11           | 12             | 13                 | 14       | 15           |
| +                  | +                      | +         | +          | +                | +            | +                   | +                     | +                  | +                   | +            | +              | +                  | +        | +            |

| connector 10 pin |                           |                     |                    |                     |               |                   |                   |     |          |
|------------------|---------------------------|---------------------|--------------------|---------------------|---------------|-------------------|-------------------|-----|----------|
| OUT              | IN                        | IN                  | IN                 | IN                  | IN            | IN                | IN                | IN  | IN       |
| Footbrake        | Drivers door opening sim. | Turn off the engine | Turn on the engine | Turn signal control | Trunk release | Opening all doors | Closing all doors | GND | PWR +12V |
| 1                | 2                         | 3                   | 4                  | 5                   | 6             | 7                 | 8                 | 9   | 10       |
| +                | +                         | +                   | +                  | +                   | +             | +                 | +                 | +   | +        |

|                         |                              |                 |
|-------------------------|------------------------------|-----------------|
| Contr. of factory alarm | Contr.c.lock. when ign.is on | Comfort closure |
| +                       | +                            | +               |

Attention:

**MINI COOPER (F56)**

year: 2015 →

with and without Keyless System

program №: 11724

from: 2023-09-15

| connector 8 pin |        |        |        |        |        |                           |                         |
|-----------------|--------|--------|--------|--------|--------|---------------------------|-------------------------|
| CAN H           | CAN L  | CAN H  | CAN L  | CAN H  | CAN L  | OUT +                     | OUT -                   |
| CAN1-H          | CAN1-L | CAN2-H | CAN2-L | CAN3-H | CAN3-L | Alternative blink control | Alt. contr. centr. lock |
| 1               | 2      | 3      | 4      | 5      | 6      | 7                         | 8                       |
| +               | +      | +      | +      | +      | +      | +                         | +                       |

| connector 15 pin   |                        |           |            |                  |              |                     |                       |                    |                     |              |                |                    |          |              |
|--------------------|------------------------|-----------|------------|------------------|--------------|---------------------|-----------------------|--------------------|---------------------|--------------|----------------|--------------------|----------|--------------|
| OUT                | OUT                    | OUT       | OUT        | OUT              | OUT          | OUT                 | OUT                   | OUT                | OUT                 | OUT          | OUT            | OUT                | OUT      | OUT          |
| Driver door sensor | Passengers door sensor | Trunk lid | Hood sense | Original alarm++ | Arming state | Lock factory remote | Unlock factory remote | Any button pressed | Handbrake / Parking | Speed 10kmph | Engine running | Engine speed (RPM) | Ignition | Key inserted |
| 1                  | 2                      | 3         | 4          | 5                | 6            | 7                   | 8                     | 9                  | 10                  | 11           | 12             | 13                 | 14       | 15           |
| +                  | +                      | +         | +          | +                | +            | +                   | +                     | +                  | +                   | +            | +              | +                  | +        | +            |

| connector 10 pin |                           |                     |                    |                     |               |                   |                   |     |          |
|------------------|---------------------------|---------------------|--------------------|---------------------|---------------|-------------------|-------------------|-----|----------|
| OUT              | IN                        | IN                  | IN                 | IN                  | IN            | IN                | IN                | IN  | IN       |
| Footbrake        | Drivers door opening sim. | Turn off the engine | Turn on the engine | Turn signal control | Trunk release | Opening all doors | Closing all doors | GND | PWR +12V |
| 1                | 2                         | 3                   | 4                  | 5                   | 6             | 7                 | 8                 | 9   | 10       |
| +                | +                         | +                   | +                  | +                   | +             | +                 | +                 | +   | +        |

|                         |                              |                 |
|-------------------------|------------------------------|-----------------|
| Contr. of factory alarm | Contr.c.lock. when ign.is on | Comfort closure |
| +                       | +                            | +               |

Attention:

**MINI COOPER (F57)**

year: 2015 →

with and without Keyless System

program №: 11724

from: 2023-09-15

| connector 8 pin |        |        |        |        |        |                           |                         |
|-----------------|--------|--------|--------|--------|--------|---------------------------|-------------------------|
| CAN H           | CAN L  | CAN H  | CAN L  | CAN H  | CAN L  | OUT +                     | OUT -                   |
| CAN1-H          | CAN1-L | CAN2-H | CAN2-L | CAN3-H | CAN3-L | Alternative blink control | Alt. contr. centr. lock |
| 1               | 2      | 3      | 4      | 5      | 6      | 7                         | 8                       |
| +               | +      | +      | +      | +      | +      | +                         | +                       |

| connector 15 pin   |                        |           |            |                  |              |                     |                       |                    |                     |              |                |                    |          |              |
|--------------------|------------------------|-----------|------------|------------------|--------------|---------------------|-----------------------|--------------------|---------------------|--------------|----------------|--------------------|----------|--------------|
| OUT                | OUT                    | OUT       | OUT        | OUT              | OUT          | OUT                 | OUT                   | OUT                | OUT                 | OUT          | OUT            | OUT                | OUT      | OUT          |
| Driver door sensor | Passengers door sensor | Trunk lid | Hood sense | Original alarm++ | Arming state | Lock factory remote | Unlock factory remote | Any button pressed | Handbrake / Parking | Speed 10kmph | Engine running | Engine speed (RPM) | Ignition | Key inserted |
| 1                  | 2                      | 3         | 4          | 5                | 6            | 7                   | 8                     | 9                  | 10                  | 11           | 12             | 13                 | 14       | 15           |
| +                  | +                      | +         | +          | +                | +            | +                   | +                     | +                  | +                   | +            | +              | +                  | +        | +            |

| connector 10 pin |                           |                     |                    |                     |               |                   |                   |     |          |
|------------------|---------------------------|---------------------|--------------------|---------------------|---------------|-------------------|-------------------|-----|----------|
| OUT              | IN                        | IN                  | IN                 | IN                  | IN            | IN                | IN                | IN  | IN       |
| Footbrake        | Drivers door opening sim. | Turn off the engine | Turn on the engine | Turn signal control | Trunk release | Opening all doors | Closing all doors | GND | PWR +12V |
| 1                | 2                         | 3                   | 4                  | 5                   | 6             | 7                 | 8                 | 9   | 10       |
| +                | +                         | +                   | +                  | +                   | +             | +                 | +                 | +   | +        |

|                         |                              |                 |
|-------------------------|------------------------------|-----------------|
| Contr. of factory alarm | Contr.c.lock. when ign.is on | Comfort closure |
| +                       | +                            | +               |

Attention:

**MINI COOPER (R56)**

year: 2006 →

without Keyless System

program №: 11118

from: 2020-11-19

| connector 8 pin |        |        |        |        |        |                           |                         |
|-----------------|--------|--------|--------|--------|--------|---------------------------|-------------------------|
| CAN H           | CAN L  | CAN H  | CAN L  | CAN H  | CAN L  | OUT +                     | OUT -                   |
| CAN1-H          | CAN1-L | CAN2-H | CAN2-L | CAN3-H | CAN3-L | Alternative blink control | Alt. contr. centr. lock |
| 1               | 2      | 3      | 4      | 5      | 6      | 7                         | 8                       |
| +               | +      | +      | +      | +      | +      | +                         | +                       |

| connector 15 pin   |                        |           |            |                  |              |                     |                       |                    |                     |              |                |                    |          |              |
|--------------------|------------------------|-----------|------------|------------------|--------------|---------------------|-----------------------|--------------------|---------------------|--------------|----------------|--------------------|----------|--------------|
| OUT                | OUT                    | OUT       | OUT        | OUT              | OUT          | OUT                 | OUT                   | OUT                | OUT                 | OUT          | OUT            | OUT                | OUT      | OUT          |
| Driver door sensor | Passengers door sensor | Trunk lid | Hood sense | Original alarm++ | Arming state | Lock factory remote | Unlock factory remote | Any button pressed | Handbrake / Parking | Speed 10kmph | Engine running | Engine speed (RPM) | Ignition | Key inserted |
| 1                  | 2                      | 3         | 4          | 5                | 6            | 7                   | 8                     | 9                  | 10                  | 11           | 12             | 13                 | 14       | 15           |
| +                  | +                      | +         | +          | +                | +            | +                   | +                     | +                  | +                   | +            | +              | +                  | +        | +            |

| connector 10 pin |                           |                     |                    |                     |               |                   |                   |     |          |
|------------------|---------------------------|---------------------|--------------------|---------------------|---------------|-------------------|-------------------|-----|----------|
| OUT              | IN                        | IN                  | IN                 | IN                  | IN            | IN                | IN                | IN  | IN       |
| Footbrake        | Drivers door opening sim. | Turn off the engine | Turn on the engine | Turn signal control | Trunk release | Opening all doors | Closing all doors | GND | PWR +12V |
| 1                | 2                         | 3                   | 4                  | 5                   | 6             | 7                 | 8                 | 9   | 10       |
| +                | +                         | +                   | +                  | +                   | +             | +                 | +                 | +   | +        |

|                         |                              |                 |
|-------------------------|------------------------------|-----------------|
| Contr. of factory alarm | Contr.c.lock. when ign.is on | Comfort closure |
| +                       | +                            | +               |

Attention:

**MINI COOPER (R56) (Keyless)**

year: 2006 →

with Keyless System

program №: 11137

from: 2020-11-19

| connector 8 pin |        |        |        |        |        |                           |                         |
|-----------------|--------|--------|--------|--------|--------|---------------------------|-------------------------|
| CAN H           | CAN L  | CAN H  | CAN L  | CAN H  | CAN L  | OUT +                     | OUT -                   |
| CAN1-H          | CAN1-L | CAN2-H | CAN2-L | CAN3-H | CAN3-L | Alternative blink control | Alt. contr. centr. lock |
| 1               | 2      | 3      | 4      | 5      | 6      | 7                         | 8                       |
| +               | +      | +      | +      | +      | +      | +                         | +                       |

| connector 15 pin   |                        |           |            |                  |              |                     |                       |                    |                     |              |                |                    |          |              |
|--------------------|------------------------|-----------|------------|------------------|--------------|---------------------|-----------------------|--------------------|---------------------|--------------|----------------|--------------------|----------|--------------|
| OUT                | OUT                    | OUT       | OUT        | OUT              | OUT          | OUT                 | OUT                   | OUT                | OUT                 | OUT          | OUT            | OUT                | OUT      | OUT          |
| Driver door sensor | Passengers door sensor | Trunk lid | Hood sense | Original alarm++ | Arming state | Lock factory remote | Unlock factory remote | Any button pressed | Handbrake / Parking | Speed 10kmph | Engine running | Engine speed (RPM) | Ignition | Key inserted |
| 1                  | 2                      | 3         | 4          | 5                | 6            | 7                   | 8                     | 9                  | 10                  | 11           | 12             | 13                 | 14       | 15           |
| +                  | +                      | +         | +          | +                | +            | +                   | +                     | +                  | +                   | +            | +              | +                  | +        | +            |

| connector 10 pin |                           |                     |                    |                     |               |                   |                   |     |          |
|------------------|---------------------------|---------------------|--------------------|---------------------|---------------|-------------------|-------------------|-----|----------|
| OUT              | IN                        | IN                  | IN                 | IN                  | IN            | IN                | IN                | IN  | IN       |
| Footbrake        | Drivers door opening sim. | Turn off the engine | Turn on the engine | Turn signal control | Trunk release | Opening all doors | Closing all doors | GND | PWR +12V |
| 1                | 2                         | 3                   | 4                  | 5                   | 6             | 7                 | 8                 | 9   | 10       |
| +                | +                         | +                   | +                  | +                   | +             | +                 | +                 | +   | +        |

|                         |                              |                 |
|-------------------------|------------------------------|-----------------|
| Contr. of factory alarm | Contr.c.lock. when ign.is on | Comfort closure |
| +                       | +                            | +               |

Attention:

Switches

**MINI COOPER D (F55)**

year: 2015 →

with and without Keyless System

program №: 11724

from: 2023-09-15

| connector 8 pin |        |        |        |        |        |                           |                         |
|-----------------|--------|--------|--------|--------|--------|---------------------------|-------------------------|
| CAN H           | CAN L  | CAN H  | CAN L  | CAN H  | CAN L  | OUT +                     | OUT -                   |
| CAN1-H          | CAN1-L | CAN2-H | CAN2-L | CAN3-H | CAN3-L | Alternative blink control | Alt. contr. centr. lock |
| 1               | 2      | 3      | 4      | 5      | 6      | 7                         | 8                       |
| +               | +      | +      | +      | +      | +      | -                         | +                       |

| connector 15 pin   |                        |           |            |                  |              |                     |                       |                    |                     |              |                |                    |          |              |
|--------------------|------------------------|-----------|------------|------------------|--------------|---------------------|-----------------------|--------------------|---------------------|--------------|----------------|--------------------|----------|--------------|
| OUT                | OUT                    | OUT       | OUT        | OUT              | OUT          | OUT                 | OUT                   | OUT                | OUT                 | OUT          | OUT            | OUT                | OUT      | OUT          |
| Driver door sensor | Passengers door sensor | Trunk lid | Hood sense | Original alarm++ | Arming state | Lock factory remote | Unlock factory remote | Any button pressed | Handbrake / Parking | Speed 10kmph | Engine running | Engine speed (RPM) | Ignition | Key inserted |
| 1                  | 2                      | 3         | 4          | 5                | 6            | 7                   | 8                     | 9                  | 10                  | 11           | 12             | 13                 | 14       | 15           |
| +                  | +                      | +         | +          | +                | +            | +                   | +                     | +                  | +                   | +            | +              | +                  | +        | +            |

| connector 10 pin |                           |                     |                    |                     |               |                   |                   |     |          |
|------------------|---------------------------|---------------------|--------------------|---------------------|---------------|-------------------|-------------------|-----|----------|
| OUT              | IN                        | IN                  | IN                 | IN                  | IN            | IN                | IN                | IN  | IN       |
| Footbrake        | Drivers door opening sim. | Turn off the engine | Turn on the engine | Turn signal control | Trunk release | Opening all doors | Closing all doors | GND | PWR +12V |
| 1                | 2                         | 3                   | 4                  | 5                   | 6             | 7                 | 8                 | 9   | 10       |
| +                | +                         | -                   | -                  | +                   | +             | +                 | +                 | -   | +        |

|                         |                              |                 |
|-------------------------|------------------------------|-----------------|
| Contr. of factory alarm | Contr.c.lock. when ign.is on | Comfort closure |
| +                       | +                            | +               |

Attention:

**MINI COOPER S (F57)**

year: 2021 →

with and without Keyless System

program №: 14861

from: 2023-09-11

| connector 8 pin |        |        |        |        |        |                           |                         |
|-----------------|--------|--------|--------|--------|--------|---------------------------|-------------------------|
| CAN H           | CAN L  | CAN H  | CAN L  | CAN H  | CAN L  | OUT +                     | OUT -                   |
| CAN1-H          | CAN1-L | CAN2-H | CAN2-L | CAN3-H | CAN3-L | Alternative blink control | Alt. contr. centr. lock |
| 1               | 2      | 3      | 4      | 5      | 6      | 7                         | 8                       |
| +               | +      | +      | +      | +      | +      | -                         | +                       |

| connector 15 pin   |                        |           |            |                  |              |                     |                       |                    |                     |              |                |                    |          |              |
|--------------------|------------------------|-----------|------------|------------------|--------------|---------------------|-----------------------|--------------------|---------------------|--------------|----------------|--------------------|----------|--------------|
| OUT                | OUT                    | OUT       | OUT        | OUT              | OUT          | OUT                 | OUT                   | OUT                | OUT                 | OUT          | OUT            | OUT                | OUT      | OUT          |
| Driver door sensor | Passengers door sensor | Trunk lid | Hood sense | Original alarm++ | Arming state | Lock factory remote | Unlock factory remote | Any button pressed | Handbrake / Parking | Speed 10kmph | Engine running | Engine speed (RPM) | Ignition | Key inserted |
| 1                  | 2                      | 3         | 4          | 5                | 6            | 7                   | 8                     | 9                  | 10                  | 11           | 12             | 13                 | 14       | 15           |
| +                  | +                      | +         | +          | +                | +            | +                   | +                     | +                  | +                   | +            | +              | +                  | +        | +            |

| connector 10 pin |                           |                     |                    |                     |               |                   |                   |     |          |
|------------------|---------------------------|---------------------|--------------------|---------------------|---------------|-------------------|-------------------|-----|----------|
| OUT              | IN                        | IN                  | IN                 | IN                  | IN            | IN                | IN                | IN  | IN       |
| Footbrake        | Drivers door opening sim. | Turn off the engine | Turn on the engine | Turn signal control | Trunk release | Opening all doors | Closing all doors | GND | PWR +12V |
| 1                | 2                         | 3                   | 4                  | 5                   | 6             | 7                 | 8                 | 9   | 10       |
| +                | +                         | -                   | -                  | +                   | +             | +                 | +                 | -   | +        |

|                         |                              |                 |
|-------------------------|------------------------------|-----------------|
| Contr. of factory alarm | Contr.c.lock. when ign.is on | Comfort closure |
| +                       | +                            | +               |

Attention:

**MINI COOPER S (R56)**

year: 2013 →

without Keyless System

program №: 11118

from: 2020-11-19

| connector 8 pin |        |        |        |        |        |                           |                         |
|-----------------|--------|--------|--------|--------|--------|---------------------------|-------------------------|
| CAN H           | CAN L  | CAN H  | CAN L  | CAN H  | CAN L  | OUT +                     | OUT -                   |
| CAN1-H          | CAN1-L | CAN2-H | CAN2-L | CAN3-H | CAN3-L | Alternative blink control | Alt. contr. centr. lock |
| 1               | 2      | 3      | 4      | 5      | 6      | 7                         | 8                       |
| +               | +      | +      | +      | +      | +      | -                         | +                       |

| connector 15 pin   |                        |           |            |                  |              |                     |                       |                    |                     |              |                |                    |          |              |
|--------------------|------------------------|-----------|------------|------------------|--------------|---------------------|-----------------------|--------------------|---------------------|--------------|----------------|--------------------|----------|--------------|
| OUT                | OUT                    | OUT       | OUT        | OUT              | OUT          | OUT                 | OUT                   | OUT                | OUT                 | OUT          | OUT            | OUT                | OUT      | OUT          |
| Driver door sensor | Passengers door sensor | Trunk lid | Hood sense | Original alarm++ | Arming state | Lock factory remote | Unlock factory remote | Any button pressed | Handbrake / Parking | Speed 10kmph | Engine running | Engine speed (RPM) | Ignition | Key inserted |
| 1                  | 2                      | 3         | 4          | 5                | 6            | 7                   | 8                     | 9                  | 10                  | 11           | 12             | 13                 | 14       | 15           |
| +                  | +                      | +         | +          | +                | +            | +                   | +                     | +                  | +                   | +            | +              | +                  | +        | +            |

| connector 10 pin |                           |                     |                    |                     |               |                   |                   |     |          |
|------------------|---------------------------|---------------------|--------------------|---------------------|---------------|-------------------|-------------------|-----|----------|
| OUT              | IN                        | IN                  | IN                 | IN                  | IN            | IN                | IN                | IN  | IN       |
| Footbrake        | Drivers door opening sim. | Turn off the engine | Turn on the engine | Turn signal control | Trunk release | Opening all doors | Closing all doors | GND | PWR +12V |
| 1                | 2                         | 3                   | 4                  | 5                   | 6             | 7                 | 8                 | 9   | 10       |
| +                | +                         | -                   | -                  | +                   | +             | +                 | +                 | -   | +        |

|                         |                              |                 |
|-------------------------|------------------------------|-----------------|
| Contr. of factory alarm | Contr.c.lock. when ign.is on | Comfort closure |
| +                       | +                            | +               |

Attention:

**MINI COOPER S (R56) (Keyless)**

year: 2013 →

with Keyless System

program №: 11137

from: 2020-11-19

| connector 8 pin |        |        |        |        |        |                           |                         |
|-----------------|--------|--------|--------|--------|--------|---------------------------|-------------------------|
| CAN H           | CAN L  | CAN H  | CAN L  | CAN H  | CAN L  | OUT +                     | OUT -                   |
| CAN1-H          | CAN1-L | CAN2-H | CAN2-L | CAN3-H | CAN3-L | Alternative blink control | Alt. contr. centr. lock |
| 1               | 2      | 3      | 4      | 5      | 6      | 7                         | 8                       |
| +               | +      | +      | +      | +      | +      | -                         | +                       |

| connector 15 pin   |                        |           |            |                  |              |                     |                       |                    |                     |              |                |                    |          |              |
|--------------------|------------------------|-----------|------------|------------------|--------------|---------------------|-----------------------|--------------------|---------------------|--------------|----------------|--------------------|----------|--------------|
| OUT                | OUT                    | OUT       | OUT        | OUT              | OUT          | OUT                 | OUT                   | OUT                | OUT                 | OUT          | OUT            | OUT                | OUT      | OUT          |
| Driver door sensor | Passengers door sensor | Trunk lid | Hood sense | Original alarm++ | Arming state | Lock factory remote | Unlock factory remote | Any button pressed | Handbrake / Parking | Speed 10kmph | Engine running | Engine speed (RPM) | Ignition | Key inserted |
| 1                  | 2                      | 3         | 4          | 5                | 6            | 7                   | 8                     | 9                  | 10                  | 11           | 12             | 13                 | 14       | 15           |
| +                  | +                      | +         | +          | +                | +            | +                   | +                     | +                  | +                   | +            | +              | +                  | +        | +            |

| connector 10 pin |                           |                     |                    |                     |               |                   |                   |     |          |
|------------------|---------------------------|---------------------|--------------------|---------------------|---------------|-------------------|-------------------|-----|----------|
| OUT              | IN                        | IN                  | IN                 | IN                  | IN            | IN                | IN                | IN  | IN       |
| Footbrake        | Drivers door opening sim. | Turn off the engine | Turn on the engine | Turn signal control | Trunk release | Opening all doors | Closing all doors | GND | PWR +12V |
| 1                | 2                         | 3                   | 4                  | 5                   | 6             | 7                 | 8                 | 9   | 10       |
| +                | +                         | -                   | -                  | +                   | +             | +                 | +                 | -   | +        |

|                         |                              |                 |
|-------------------------|------------------------------|-----------------|
| Contr. of factory alarm | Contr.c.lock. when ign.is on | Comfort closure |
| +                       | +                            | +               |

Attention:

**MINI COOPER SE (F56) (Electric)**

year: 2022 →

with and without Keyless System

program №: 14734

from: 2023-09-12

| connector 8 pin |        |        |        |        |        |                           |                         |
|-----------------|--------|--------|--------|--------|--------|---------------------------|-------------------------|
| CAN H           | CAN L  | CAN H  | CAN L  | CAN H  | CAN L  | OUT +                     | OUT -                   |
| CAN1-H          | CAN1-L | CAN2-H | CAN2-L | CAN3-H | CAN3-L | Alternative blink control | Alt. contr. centr. lock |
| 1               | 2      | 3      | 4      | 5      | 6      | 7                         | 8                       |
| +               | +      | +      | +      | +      | +      | -                         | +                       |

| connector 15 pin   |                        |           |            |                  |              |                     |                       |                    |                     |              |                |                    |          |              |
|--------------------|------------------------|-----------|------------|------------------|--------------|---------------------|-----------------------|--------------------|---------------------|--------------|----------------|--------------------|----------|--------------|
| OUT                | OUT                    | OUT       | OUT        | OUT              | OUT          | OUT                 | OUT                   | OUT                | OUT                 | OUT          | OUT            | OUT                | OUT      | OUT          |
| Driver door sensor | Passengers door sensor | Trunk lid | Hood sense | Original alarm++ | Arming state | Lock factory remote | Unlock factory remote | Any button pressed | Handbrake / Parking | Speed 10kmph | Engine running | Engine speed (RPM) | Ignition | Key inserted |
| 1                  | 2                      | 3         | 4          | 5                | 6            | 7                   | 8                     | 9                  | 10                  | 11           | 12             | 13                 | 14       | 15           |
| +                  | +                      | +         | +          | +                | +            | +                   | +                     | +                  | +                   | +            | +              | +                  | +        | +            |

| connector 10 pin |                           |                     |                    |                     |               |                   |                   |     |          |
|------------------|---------------------------|---------------------|--------------------|---------------------|---------------|-------------------|-------------------|-----|----------|
| OUT              | IN                        | IN                  | IN                 | IN                  | IN            | IN                | IN                | IN  | IN       |
| Footbrake        | Drivers door opening sim. | Turn off the engine | Turn on the engine | Turn signal control | Trunk release | Opening all doors | Closing all doors | GND | PWR +12V |
| 1                | 2                         | 3                   | 4                  | 5                   | 6             | 7                 | 8                 | 9   | 10       |
| +                | +                         | -                   | -                  | +                   | +             | +                 | +                 | -   | +        |

|                         |                              |                 |
|-------------------------|------------------------------|-----------------|
| Contr. of factory alarm | Contr.c.lock. when ign.is on | Comfort closure |
| +                       | +                            | +               |

Attention:

Switches



**MINI COUNTRYMAN (U25)**

year: 2024 →

with and without Keyless System

program No: 15175

from: 2024-02-13

| connector 8 pin |        |        |        |        |        |                             |                           |
|-----------------|--------|--------|--------|--------|--------|-----------------------------|---------------------------|
| CAN H           | CAN L  | CAN H  | CAN L  | CAN H  | CAN L  | OUT +                       | OUT -                     |
| CAN1-H          | CAN1-L | CAN2-H | CAN2-L | CAN3-H | CAN3-L | - Alternative blink control | - Alt. contr. centr. lock |
| 1               | 2      | 3      | 4      | 5      | 6      | 7                           | 8                         |
| +               | +      | +      | +      | +      | +      | -                           | -                         |

| connector 15 pin   |                        |           |            |                  |              |                     |                       |                    |                     |              |                |                    |          |              |
|--------------------|------------------------|-----------|------------|------------------|--------------|---------------------|-----------------------|--------------------|---------------------|--------------|----------------|--------------------|----------|--------------|
| OUT                | OUT                    | OUT       | OUT        | OUT              | OUT          | OUT                 | OUT                   | OUT                | OUT                 | OUT          | OUT            | OUT                | OUT      | OUT          |
| Driver door sensor | Passengers door sensor | Trunk lid | Hood sense | Original alarm++ | Arming state | Lock factory remote | Unlock factory remote | Any button pressed | Handbrake / Parking | Speed 10kmph | Engine running | Engine speed (RPM) | Ignition | Key inserted |
| 1                  | 2                      | 3         | 4          | 5                | 6            | 7                   | 8                     | 9                  | 10                  | 11           | 12             | 13                 | 14       | 15           |
| +                  | +                      | +         | +          | +                | +            | +                   | +                     | +                  | +                   | +            | +              | +                  | +        | +            |

| connector 10 pin |                           |                     |                    |                     |               |                   |                   |     |          |
|------------------|---------------------------|---------------------|--------------------|---------------------|---------------|-------------------|-------------------|-----|----------|
| OUT              | IN                        | IN                  | IN                 | IN                  | IN            | IN                | IN                | IN  | +        |
| Footbrake        | Drivers door opening sim. | Turn off the engine | Turn on the engine | Turn signal control | Trunk release | Opening all doors | Closing all doors | GND | PWR +12V |
| 1                | 2                         | 3                   | 4                  | 5                   | 6             | 7                 | 8                 | 9   | 10       |
| +                | -                         | -                   | -                  | +                   | +             | +                 | +                 | -   | +        |

|                         |                              |                 |
|-------------------------|------------------------------|-----------------|
| Contr. of factory alarm | Contr.c.lock. when ign.is on | Comfort closure |
| +                       | +                            | +               |

Attention:

**MINI COUNTRYMAN (F60) (COOPER S)**

year: 2021 →

with and without Keyless System

program No: 14761

from: 2023-06-14

| connector 8 pin |        |        |        |        |        |                             |                           |
|-----------------|--------|--------|--------|--------|--------|-----------------------------|---------------------------|
| CAN H           | CAN L  | CAN H  | CAN L  | CAN H  | CAN L  | OUT +                       | OUT -                     |
| CAN1-H          | CAN1-L | CAN2-H | CAN2-L | CAN3-H | CAN3-L | - Alternative blink control | - Alt. contr. centr. lock |
| 1               | 2      | 3      | 4      | 5      | 6      | 7                           | 8                         |
| +               | +      | +      | +      | +      | +      | -                           | -                         |

| connector 15 pin   |                        |           |            |                  |              |                     |                       |                    |                     |              |                |                    |          |              |
|--------------------|------------------------|-----------|------------|------------------|--------------|---------------------|-----------------------|--------------------|---------------------|--------------|----------------|--------------------|----------|--------------|
| OUT                | OUT                    | OUT       | OUT        | OUT              | OUT          | OUT                 | OUT                   | OUT                | OUT                 | OUT          | OUT            | OUT                | OUT      | OUT          |
| Driver door sensor | Passengers door sensor | Trunk lid | Hood sense | Original alarm++ | Arming state | Lock factory remote | Unlock factory remote | Any button pressed | Handbrake / Parking | Speed 10kmph | Engine running | Engine speed (RPM) | Ignition | Key inserted |
| 1                  | 2                      | 3         | 4          | 5                | 6            | 7                   | 8                     | 9                  | 10                  | 11           | 12             | 13                 | 14       | 15           |
| +                  | +                      | +         | +          | +                | +            | +                   | +                     | +                  | +                   | +            | +              | +                  | +        | +            |

| connector 10 pin |                           |                     |                    |                     |               |                   |                   |     |          |
|------------------|---------------------------|---------------------|--------------------|---------------------|---------------|-------------------|-------------------|-----|----------|
| OUT              | IN                        | IN                  | IN                 | IN                  | IN            | IN                | IN                | IN  | +        |
| Footbrake        | Drivers door opening sim. | Turn off the engine | Turn on the engine | Turn signal control | Trunk release | Opening all doors | Closing all doors | GND | PWR +12V |
| 1                | 2                         | 3                   | 4                  | 5                   | 6             | 7                 | 8                 | 9   | 10       |
| +                | -                         | -                   | -                  | +                   | +             | +                 | +                 | -   | +        |

|                         |                              |                 |
|-------------------------|------------------------------|-----------------|
| Contr. of factory alarm | Contr.c.lock. when ign.is on | Comfort closure |
| +                       | +                            | +               |

Attention:

**MINI COUNTRYMAN (F60)**

year: 2017 →

with and without Keyless System

program No: 12683

from: 2021-07-20

| connector 8 pin |        |        |        |        |        |                             |                           |
|-----------------|--------|--------|--------|--------|--------|-----------------------------|---------------------------|
| CAN H           | CAN L  | CAN H  | CAN L  | CAN H  | CAN L  | OUT +                       | OUT -                     |
| CAN1-H          | CAN1-L | CAN2-H | CAN2-L | CAN3-H | CAN3-L | - Alternative blink control | - Alt. contr. centr. lock |
| 1               | 2      | 3      | 4      | 5      | 6      | 7                           | 8                         |
| +               | +      | +      | +      | +      | +      | -                           | -                         |

| connector 15 pin   |                        |           |            |                  |              |                     |                       |                    |                     |              |                |                    |          |              |
|--------------------|------------------------|-----------|------------|------------------|--------------|---------------------|-----------------------|--------------------|---------------------|--------------|----------------|--------------------|----------|--------------|
| OUT                | OUT                    | OUT       | OUT        | OUT              | OUT          | OUT                 | OUT                   | OUT                | OUT                 | OUT          | OUT            | OUT                | OUT      | OUT          |
| Driver door sensor | Passengers door sensor | Trunk lid | Hood sense | Original alarm++ | Arming state | Lock factory remote | Unlock factory remote | Any button pressed | Handbrake / Parking | Speed 10kmph | Engine running | Engine speed (RPM) | Ignition | Key inserted |
| 1                  | 2                      | 3         | 4          | 5                | 6            | 7                   | 8                     | 9                  | 10                  | 11           | 12             | 13                 | 14       | 15           |
| +                  | +                      | +         | +          | +                | +            | +                   | +                     | +                  | +                   | +            | +              | +                  | +        | +            |

| connector 10 pin |                           |                     |                    |                     |               |                   |                   |     |          |
|------------------|---------------------------|---------------------|--------------------|---------------------|---------------|-------------------|-------------------|-----|----------|
| OUT              | IN                        | IN                  | IN                 | IN                  | IN            | IN                | IN                | IN  | +        |
| Footbrake        | Drivers door opening sim. | Turn off the engine | Turn on the engine | Turn signal control | Trunk release | Opening all doors | Closing all doors | GND | PWR +12V |
| 1                | 2                         | 3                   | 4                  | 5                   | 6             | 7                 | 8                 | 9   | 10       |
| +                | -                         | -                   | -                  | +                   | +             | +                 | +                 | -   | +        |

|                         |                              |                 |
|-------------------------|------------------------------|-----------------|
| Contr. of factory alarm | Contr.c.lock. when ign.is on | Comfort closure |
| +                       | +                            | +               |

Attention:

**MINI COUNTRYMAN (F60) (COOPER)**

year: 2017 →

with and without Keyless System

program No: 14864

from: 2023-09-12

| connector 8 pin |        |        |        |        |        |                             |                           |
|-----------------|--------|--------|--------|--------|--------|-----------------------------|---------------------------|
| CAN H           | CAN L  | CAN H  | CAN L  | CAN H  | CAN L  | OUT +                       | OUT -                     |
| CAN1-H          | CAN1-L | CAN2-H | CAN2-L | CAN3-H | CAN3-L | - Alternative blink control | - Alt. contr. centr. lock |
| 1               | 2      | 3      | 4      | 5      | 6      | 7                           | 8                         |
| +               | +      | +      | +      | +      | +      | -                           | -                         |

| connector 15 pin   |                        |           |            |                  |              |                     |                       |                    |                     |              |                |                    |          |              |
|--------------------|------------------------|-----------|------------|------------------|--------------|---------------------|-----------------------|--------------------|---------------------|--------------|----------------|--------------------|----------|--------------|
| OUT                | OUT                    | OUT       | OUT        | OUT              | OUT          | OUT                 | OUT                   | OUT                | OUT                 | OUT          | OUT            | OUT                | OUT      | OUT          |
| Driver door sensor | Passengers door sensor | Trunk lid | Hood sense | Original alarm++ | Arming state | Lock factory remote | Unlock factory remote | Any button pressed | Handbrake / Parking | Speed 10kmph | Engine running | Engine speed (RPM) | Ignition | Key inserted |
| 1                  | 2                      | 3         | 4          | 5                | 6            | 7                   | 8                     | 9                  | 10                  | 11           | 12             | 13                 | 14       | 15           |
| +                  | +                      | +         | +          | +                | +            | +                   | +                     | +                  | +                   | +            | +              | +                  | +        | +            |

| connector 10 pin |                           |                     |                    |                     |               |                   |                   |     |          |
|------------------|---------------------------|---------------------|--------------------|---------------------|---------------|-------------------|-------------------|-----|----------|
| OUT              | IN                        | IN                  | IN                 | IN                  | IN            | IN                | IN                | IN  | +        |
| Footbrake        | Drivers door opening sim. | Turn off the engine | Turn on the engine | Turn signal control | Trunk release | Opening all doors | Closing all doors | GND | PWR +12V |
| 1                | 2                         | 3                   | 4                  | 5                   | 6             | 7                 | 8                 | 9   | 10       |
| +                | -                         | -                   | -                  | +                   | +             | +                 | +                 | -   | +        |

|                         |                              |                 |
|-------------------------|------------------------------|-----------------|
| Contr. of factory alarm | Contr.c.lock. when ign.is on | Comfort closure |
| +                       | +                            | +               |

Attention:

**MINI COUNTRYMAN (R60)**

year: 2010 →

without Keyless System

program No: 11118

from: 2020-11-19

| connector 8 pin |        |        |        |        |        |                             |                           |
|-----------------|--------|--------|--------|--------|--------|-----------------------------|---------------------------|
| CAN H           | CAN L  | CAN H  | CAN L  | CAN H  | CAN L  | OUT +                       | OUT -                     |
| CAN1-H          | CAN1-L | CAN2-H | CAN2-L | CAN3-H | CAN3-L | - Alternative blink control | - Alt. contr. centr. lock |
| 1               | 2      | 3      | 4      | 5      | 6      | 7                           | 8                         |
| +               | +      | +      | +      | +      | +      | -                           | -                         |

| connector 15 pin   |                        |           |            |                  |              |                     |                       |                    |                     |              |                |                    |          |              |
|--------------------|------------------------|-----------|------------|------------------|--------------|---------------------|-----------------------|--------------------|---------------------|--------------|----------------|--------------------|----------|--------------|
| OUT                | OUT                    | OUT       | OUT        | OUT              | OUT          | OUT                 | OUT                   | OUT                | OUT                 | OUT          | OUT            | OUT                | OUT      | OUT          |
| Driver door sensor | Passengers door sensor | Trunk lid | Hood sense | Original alarm++ | Arming state | Lock factory remote | Unlock factory remote | Any button pressed | Handbrake / Parking | Speed 10kmph | Engine running | Engine speed (RPM) | Ignition | Key inserted |
| 1                  | 2                      | 3         | 4          | 5                | 6            | 7                   | 8                     | 9                  | 10                  | 11           | 12             | 13                 | 14       | 15           |
| +                  | +                      | +         | +          | +                | +            | +                   | +                     | +                  | +                   | +            | +              | +                  | +        | +            |

| connector 10 pin |                           |                     |                    |                     |               |                   |                   |     |          |
|------------------|---------------------------|---------------------|--------------------|---------------------|---------------|-------------------|-------------------|-----|----------|
| OUT              | IN                        | IN                  | IN                 | IN                  | IN            | IN                | IN                | IN  | +        |
| Footbrake        | Drivers door opening sim. | Turn off the engine | Turn on the engine | Turn signal control | Trunk release | Opening all doors | Closing all doors | GND | PWR +12V |
| 1                | 2                         | 3                   | 4                  | 5                   | 6             | 7                 | 8                 | 9   | 10       |
| +                | -                         | -                   | -                  | +                   | +             | +                 | +                 | -   | +        |

|                         |                              |                 |
|-------------------------|------------------------------|-----------------|
| Contr. of factory alarm | Contr.c.lock. when ign.is on | Comfort closure |
| +                       | +                            | +               |

Attention:

**MINI COUNTRYMAN (R60)**

Switches

**MINI COUNTRYMAN (R60) (Keyless)**

year: 2010 →

with Keyless System

program No: 11137

from: 2020-11-19

| connector 8 pin |        |        |        |        |        |                            |                         |
|-----------------|--------|--------|--------|--------|--------|----------------------------|-------------------------|
| CAN H           | CAN L  | CAN H  | CAN L  | CAN H  | CAN L  | OUT +/                     | OUT +/-                 |
| CAN1-H          | CAN1-L | CAN2-H | CAN2-L | CAN3-H | CAN3-L | Alternative blink. control | Alt. contr. centr. lock |
| 1               | 2      | 3      | 4      | 5      | 6      | 7                          | 8                       |
| +               | +      | +      | +      | +      | +      | +                          | +                       |

| connector 15 pin   |                        |           |            |                  |              |                     |                       |                    |                     |              |                |                    |          |              |
|--------------------|------------------------|-----------|------------|------------------|--------------|---------------------|-----------------------|--------------------|---------------------|--------------|----------------|--------------------|----------|--------------|
| OUT                | OUT                    | OUT       | OUT        | OUT              | OUT          | OUT                 | OUT                   | OUT                | OUT                 | OUT          | OUT            | OUT                | OUT      | OUT          |
| Driver door sensor | Passengers door sensor | Trunk lid | Hood sense | Original alarm++ | Arming state | Lock factory remote | Unlock factory remote | Any button pressed | Handbrake / Parking | Speed 10kmph | Engine running | Engine speed (RPM) | Ignition | Key inserted |
| 1                  | 2                      | 3         | 4          | 5                | 6            | 7                   | 8                     | 9                  | 10                  | 11           | 12             | 13                 | 14       | 15           |
| +                  | +                      | +         | +          | +                | +            | +                   | +                     | +                  | +                   | +            | +              | +                  | +        | +            |

| connector 10 pin |                           |                     |                    |                     |               |                   |                   |     |          |
|------------------|---------------------------|---------------------|--------------------|---------------------|---------------|-------------------|-------------------|-----|----------|
| OUT              | IN                        | IN                  | IN                 | IN                  | IN            | IN                | IN                | IN  | +        |
| Footbrake        | Drivers door opening sim. | Turn off the engine | Turn on the engine | Turn signal control | Trunk release | Opening all doors | Closing all doors | GND | PWR +12V |
| 1                | 2                         | 3                   | 4                  | 5                   | 6             | 7                 | 8                 | 9   | 10       |
| +                | +                         | +                   | +                  | +                   | +             | +                 | +                 | +   | +        |

|                              |
|------------------------------|
| Contr. of factory alarm      |
| Contr.c.lock. when ign.is on |
| Comfort closure              |

Attention:

Switches

**MINI COUNTRYMAN SE (F60) (COOPER S) (Hybrid) (Plug-in)**

year: 2021 →

with and without Keyless System

program No: 14751

from: 2023-09-14

| connector 8 pin |        |        |        |        |        |                            |                         |
|-----------------|--------|--------|--------|--------|--------|----------------------------|-------------------------|
| CAN H           | CAN L  | CAN H  | CAN L  | CAN H  | CAN L  | OUT +/                     | OUT +/-                 |
| CAN1-H          | CAN1-L | CAN2-H | CAN2-L | CAN3-H | CAN3-L | Alternative blink. control | Alt. contr. centr. lock |
| 1               | 2      | 3      | 4      | 5      | 6      | 7                          | 8                       |
| +               | +      | +      | +      | +      | +      | +                          | +                       |

| connector 15 pin   |                        |           |            |                  |              |                     |                       |                    |                     |              |                |                    |          |              |
|--------------------|------------------------|-----------|------------|------------------|--------------|---------------------|-----------------------|--------------------|---------------------|--------------|----------------|--------------------|----------|--------------|
| OUT                | OUT                    | OUT       | OUT        | OUT              | OUT          | OUT                 | OUT                   | OUT                | OUT                 | OUT          | OUT            | OUT                | OUT      | OUT          |
| Driver door sensor | Passengers door sensor | Trunk lid | Hood sense | Original alarm++ | Arming state | Lock factory remote | Unlock factory remote | Any button pressed | Handbrake / Parking | Speed 10kmph | Engine running | Engine speed (RPM) | Ignition | Key inserted |
| 1                  | 2                      | 3         | 4          | 5                | 6            | 7                   | 8                     | 9                  | 10                  | 11           | 12             | 13                 | 14       | 15           |
| +                  | +                      | +         | +          | +                | +            | +                   | +                     | +                  | +                   | +            | +              | +                  | +        | +            |

| connector 10 pin |                           |                     |                    |                     |               |                   |                   |     |          |
|------------------|---------------------------|---------------------|--------------------|---------------------|---------------|-------------------|-------------------|-----|----------|
| OUT              | IN                        | IN                  | IN                 | IN                  | IN            | IN                | IN                | IN  | +        |
| Footbrake        | Drivers door opening sim. | Turn off the engine | Turn on the engine | Turn signal control | Trunk release | Opening all doors | Closing all doors | GND | PWR +12V |
| 1                | 2                         | 3                   | 4                  | 5                   | 6             | 7                 | 8                 | 9   | 10       |
| +                | +                         | +                   | +                  | +                   | +             | +                 | +                 | +   | +        |

|                              |
|------------------------------|
| Contr. of factory alarm      |
| Contr.c.lock. when ign.is on |
| Comfort closure              |

Attention:

Switches

**MINI COUNTRYMAN SE (F60) (Hybrid) (Plug-in)**

year: 2017 →

with and without Keyless System

program No: 13253

from: 2021-07-21

| connector 8 pin |        |        |        |        |        |                            |                         |
|-----------------|--------|--------|--------|--------|--------|----------------------------|-------------------------|
| CAN H           | CAN L  | CAN H  | CAN L  | CAN H  | CAN L  | OUT +/                     | OUT +/-                 |
| CAN1-H          | CAN1-L | CAN2-H | CAN2-L | CAN3-H | CAN3-L | Alternative blink. control | Alt. contr. centr. lock |
| 1               | 2      | 3      | 4      | 5      | 6      | 7                          | 8                       |
| +               | +      | +      | +      | +      | +      | +                          | +                       |

| connector 15 pin   |                        |           |            |                  |              |                     |                       |                    |                     |              |                |                    |          |              |
|--------------------|------------------------|-----------|------------|------------------|--------------|---------------------|-----------------------|--------------------|---------------------|--------------|----------------|--------------------|----------|--------------|
| OUT                | OUT                    | OUT       | OUT        | OUT              | OUT          | OUT                 | OUT                   | OUT                | OUT                 | OUT          | OUT            | OUT                | OUT      | OUT          |
| Driver door sensor | Passengers door sensor | Trunk lid | Hood sense | Original alarm++ | Arming state | Lock factory remote | Unlock factory remote | Any button pressed | Handbrake / Parking | Speed 10kmph | Engine running | Engine speed (RPM) | Ignition | Key inserted |
| 1                  | 2                      | 3         | 4          | 5                | 6            | 7                   | 8                     | 9                  | 10                  | 11           | 12             | 13                 | 14       | 15           |
| +                  | +                      | +         | +          | +                | +            | +                   | +                     | +                  | +                   | +            | +              | +                  | +        | +            |

| connector 10 pin |                           |                     |                    |                     |               |                   |                   |     |          |
|------------------|---------------------------|---------------------|--------------------|---------------------|---------------|-------------------|-------------------|-----|----------|
| OUT              | IN                        | IN                  | IN                 | IN                  | IN            | IN                | IN                | IN  | +        |
| Footbrake        | Drivers door opening sim. | Turn off the engine | Turn on the engine | Turn signal control | Trunk release | Opening all doors | Closing all doors | GND | PWR +12V |
| 1                | 2                         | 3                   | 4                  | 5                   | 6             | 7                 | 8                 | 9   | 10       |
| +                | +                         | +                   | +                  | +                   | +             | +                 | +                 | +   | +        |

|                              |
|------------------------------|
| Contr. of factory alarm      |
| Contr.c.lock. when ign.is on |
| Comfort closure              |

Attention:

**MINI JCW (F56)**

year: 2016 →

with and without Keyless System

program No: 13263

from: 2023-01-30

| connector 8 pin |        |        |        |        |        |                            |                         |
|-----------------|--------|--------|--------|--------|--------|----------------------------|-------------------------|
| CAN H           | CAN L  | CAN H  | CAN L  | CAN H  | CAN L  | OUT +/                     | OUT +/-                 |
| CAN1-H          | CAN1-L | CAN2-H | CAN2-L | CAN3-H | CAN3-L | Alternative blink. control | Alt. contr. centr. lock |
| 1               | 2      | 3      | 4      | 5      | 6      | 7                          | 8                       |
| +               | +      | +      | +      | +      | +      | +                          | +                       |

| connector 15 pin   |                        |           |            |                  |              |                     |                       |                    |                     |              |                |                    |          |              |
|--------------------|------------------------|-----------|------------|------------------|--------------|---------------------|-----------------------|--------------------|---------------------|--------------|----------------|--------------------|----------|--------------|
| OUT                | OUT                    | OUT       | OUT        | OUT              | OUT          | OUT                 | OUT                   | OUT                | OUT                 | OUT          | OUT            | OUT                | OUT      | OUT          |
| Driver door sensor | Passengers door sensor | Trunk lid | Hood sense | Original alarm++ | Arming state | Lock factory remote | Unlock factory remote | Any button pressed | Handbrake / Parking | Speed 10kmph | Engine running | Engine speed (RPM) | Ignition | Key inserted |
| 1                  | 2                      | 3         | 4          | 5                | 6            | 7                   | 8                     | 9                  | 10                  | 11           | 12             | 13                 | 14       | 15           |
| +                  | +                      | +         | +          | +                | +            | +                   | +                     | +                  | +                   | +            | +              | +                  | +        | +            |

| connector 10 pin |                           |                     |                    |                     |               |                   |                   |     |          |
|------------------|---------------------------|---------------------|--------------------|---------------------|---------------|-------------------|-------------------|-----|----------|
| OUT              | IN                        | IN                  | IN                 | IN                  | IN            | IN                | IN                | IN  | +        |
| Footbrake        | Drivers door opening sim. | Turn off the engine | Turn on the engine | Turn signal control | Trunk release | Opening all doors | Closing all doors | GND | PWR +12V |
| 1                | 2                         | 3                   | 4                  | 5                   | 6             | 7                 | 8                 | 9   | 10       |
| +                | +                         | +                   | +                  | +                   | +             | +                 | +                 | +   | +        |

|                              |
|------------------------------|
| Contr. of factory alarm      |
| Contr.c.lock. when ign.is on |
| Comfort closure              |

Attention:

**MINI ONE (R56)**

year: 2007 →

without Keyless System

program No: 11118

from: 2020-11-19

| connector 8 pin |        |        |        |        |        |                            |                         |
|-----------------|--------|--------|--------|--------|--------|----------------------------|-------------------------|
| CAN H           | CAN L  | CAN H  | CAN L  | CAN H  | CAN L  | OUT +/                     | OUT +/-                 |
| CAN1-H          | CAN1-L | CAN2-H | CAN2-L | CAN3-H | CAN3-L | Alternative blink. control | Alt. contr. centr. lock |
| 1               | 2      | 3      | 4      | 5      | 6      | 7                          | 8                       |
| +               | +      | +      | +      | +      | +      | +                          | +                       |

| connector 15 pin   |                        |           |            |                  |              |                     |                       |                    |                     |              |                |                    |          |              |
|--------------------|------------------------|-----------|------------|------------------|--------------|---------------------|-----------------------|--------------------|---------------------|--------------|----------------|--------------------|----------|--------------|
| OUT                | OUT                    | OUT       | OUT        | OUT              | OUT          | OUT                 | OUT                   | OUT                | OUT                 | OUT          | OUT            | OUT                | OUT      | OUT          |
| Driver door sensor | Passengers door sensor | Trunk lid | Hood sense | Original alarm++ | Arming state | Lock factory remote | Unlock factory remote | Any button pressed | Handbrake / Parking | Speed 10kmph | Engine running | Engine speed (RPM) | Ignition | Key inserted |
| 1                  | 2                      | 3         | 4          | 5                | 6            | 7                   | 8                     | 9                  | 10                  | 11           | 12             | 13                 | 14       | 15           |
| +                  | +                      | +         | +          | +                | +            | +                   | +                     | +                  | +                   | +            | +              | +                  | +        | +            |

| connector 10 pin |                           |                     |                    |                     |               |                   |                   |     |          |
|------------------|---------------------------|---------------------|--------------------|---------------------|---------------|-------------------|-------------------|-----|----------|
| OUT              | IN                        | IN                  | IN                 | IN                  | IN            | IN                | IN                | IN  | +        |
| Footbrake        | Drivers door opening sim. | Turn off the engine | Turn on the engine | Turn signal control | Trunk release | Opening all doors | Closing all doors | GND | PWR +12V |
| 1                | 2                         | 3                   | 4                  | 5                   | 6             | 7                 | 8                 | 9   | 10       |
| +                | +                         | +                   | +                  | +                   | +             | +                 | +                 | +   | +        |

|                              |
|------------------------------|
| Contr. of factory alarm      |
| Contr.c.lock. when ign.is on |
| Comfort closure              |

Attention:

Switches

### MINI ONE (R56) (Keyless)

year: 2007 →

with Keyless System

program No: 11137

from: 2020-11-19

| connector 8 pin |        |        |        |        |        |
|-----------------|--------|--------|--------|--------|--------|
| CAN H           | CAN L  | CAN H  | CAN L  | OUT +  | OUT -  |
| CAN1-H          | CAN1-L | CAN2-H | CAN2-L | CAN3-H | CAN3-L |
| 1               | 2      | 3      | 4      | 5      | 6      |
| +               | +      | +      | +      | -      | +      |

| connector 15 pin   |                        |           |            |                  |              |                     |                       |                    |                     |              |                |                    |          |              |
|--------------------|------------------------|-----------|------------|------------------|--------------|---------------------|-----------------------|--------------------|---------------------|--------------|----------------|--------------------|----------|--------------|
| OUT                | OUT                    | OUT       | OUT        | OUT              | OUT          | OUT                 | OUT                   | OUT                | OUT                 | OUT          | OUT            | OUT                | OUT      | OUT          |
| Driver door sensor | Passengers door sensor | Trunk lid | Hood sense | Original alarm++ | Arming state | Lock factory remote | Unlock factory remote | Any button pressed | Handbrake / Parking | Speed 10kmph | Engine running | Engine speed (RPM) | Ignition | Key inserted |
| 1                  | 2                      | 3         | 4          | 5                | 6            | 7                   | 8                     | 9                  | 10                  | 11           | 12             | 13                 | 14       | 15           |
| +                  | +                      | +         | +          | +                | +            | +                   | +                     | +                  | +                   | +            | +              | +                  | +        | +            |

| connector 10 pin |                           |                     |                    |                     |               |                   |                   |     |          |
|------------------|---------------------------|---------------------|--------------------|---------------------|---------------|-------------------|-------------------|-----|----------|
| OUT              | IN                        | IN                  | IN                 | IN                  | IN            | IN                | IN                | IN  | +        |
| Footbrake        | Drivers door opening sim. | Turn off the engine | Turn on the engine | Turn signal control | Trunk release | Opening all doors | Closing all doors | GND | PWR +12V |
| 1                | 2                         | 3                   | 4                  | 5                   | 6             | 7                 | 8                 | 9   | 10       |
| +                | +                         | +                   | +                  | +                   | +             | +                 | +                 | +   | +        |

Attention: Contr. of factory alarm  
Contr.c.lock when ign.is on  
Comfort closure

Switches

### MINI PACEMAN (R61)

year: 2013 →

without Keyless System

program No: 11118

from: 2020-11-19

| connector 8 pin |        |        |        |        |        |
|-----------------|--------|--------|--------|--------|--------|
| CAN H           | CAN L  | CAN H  | CAN L  | OUT +  | OUT -  |
| CAN1-H          | CAN1-L | CAN2-H | CAN2-L | CAN3-H | CAN3-L |
| 1               | 2      | 3      | 4      | 5      | 6      |
| +               | +      | +      | +      | -      | +      |

| connector 15 pin   |                        |           |            |                  |              |                     |                       |                    |                     |              |                |                    |          |              |
|--------------------|------------------------|-----------|------------|------------------|--------------|---------------------|-----------------------|--------------------|---------------------|--------------|----------------|--------------------|----------|--------------|
| OUT                | OUT                    | OUT       | OUT        | OUT              | OUT          | OUT                 | OUT                   | OUT                | OUT                 | OUT          | OUT            | OUT                | OUT      | OUT          |
| Driver door sensor | Passengers door sensor | Trunk lid | Hood sense | Original alarm++ | Arming state | Lock factory remote | Unlock factory remote | Any button pressed | Handbrake / Parking | Speed 10kmph | Engine running | Engine speed (RPM) | Ignition | Key inserted |
| 1                  | 2                      | 3         | 4          | 5                | 6            | 7                   | 8                     | 9                  | 10                  | 11           | 12             | 13                 | 14       | 15           |
| +                  | +                      | +         | +          | +                | +            | +                   | +                     | +                  | +                   | +            | +              | +                  | +        | +            |

| connector 10 pin |                           |                     |                    |                     |               |                   |                   |     |          |
|------------------|---------------------------|---------------------|--------------------|---------------------|---------------|-------------------|-------------------|-----|----------|
| OUT              | IN                        | IN                  | IN                 | IN                  | IN            | IN                | IN                | IN  | +        |
| Footbrake        | Drivers door opening sim. | Turn off the engine | Turn on the engine | Turn signal control | Trunk release | Opening all doors | Closing all doors | GND | PWR +12V |
| 1                | 2                         | 3                   | 4                  | 5                   | 6             | 7                 | 8                 | 9   | 10       |
| +                | +                         | +                   | +                  | +                   | +             | +                 | +                 | +   | +        |

Attention: Contr. of factory alarm  
Contr.c.lock when ign.is on  
Comfort closure

Switches

### MINI PACEMAN (R61) (Keyless)

year: 2013 →

with Keyless System

program No: 11137

from: 2020-11-19

| connector 8 pin |        |        |        |        |        |
|-----------------|--------|--------|--------|--------|--------|
| CAN H           | CAN L  | CAN H  | CAN L  | OUT +  | OUT -  |
| CAN1-H          | CAN1-L | CAN2-H | CAN2-L | CAN3-H | CAN3-L |
| 1               | 2      | 3      | 4      | 5      | 6      |
| +               | +      | +      | +      | -      | +      |

| connector 15 pin   |                        |           |            |                  |              |                     |                       |                    |                     |              |                |                    |          |              |
|--------------------|------------------------|-----------|------------|------------------|--------------|---------------------|-----------------------|--------------------|---------------------|--------------|----------------|--------------------|----------|--------------|
| OUT                | OUT                    | OUT       | OUT        | OUT              | OUT          | OUT                 | OUT                   | OUT                | OUT                 | OUT          | OUT            | OUT                | OUT      | OUT          |
| Driver door sensor | Passengers door sensor | Trunk lid | Hood sense | Original alarm++ | Arming state | Lock factory remote | Unlock factory remote | Any button pressed | Handbrake / Parking | Speed 10kmph | Engine running | Engine speed (RPM) | Ignition | Key inserted |
| 1                  | 2                      | 3         | 4          | 5                | 6            | 7                   | 8                     | 9                  | 10                  | 11           | 12             | 13                 | 14       | 15           |
| +                  | +                      | +         | +          | +                | +            | +                   | +                     | +                  | +                   | +            | +              | +                  | +        | +            |

| connector 10 pin |                           |                     |                    |                     |               |                   |                   |     |          |
|------------------|---------------------------|---------------------|--------------------|---------------------|---------------|-------------------|-------------------|-----|----------|
| OUT              | IN                        | IN                  | IN                 | IN                  | IN            | IN                | IN                | IN  | +        |
| Footbrake        | Drivers door opening sim. | Turn off the engine | Turn on the engine | Turn signal control | Trunk release | Opening all doors | Closing all doors | GND | PWR +12V |
| 1                | 2                         | 3                   | 4                  | 5                   | 6             | 7                 | 8                 | 9   | 10       |
| +                | +                         | +                   | +                  | +                   | +             | +                 | +                 | +   | +        |

Attention: Contr. of factory alarm  
Contr.c.lock when ign.is on  
Comfort closure

Switches

### MITSUBISHI ASX (Start-button) (Keyless)

year: 2023 →

with Keyless System

program No: 14738

from: 2023-06-12

| connector 8 pin |        |        |        |        |        |
|-----------------|--------|--------|--------|--------|--------|
| CAN H           | CAN L  | CAN H  | CAN L  | OUT +  | OUT -  |
| CAN1-H          | CAN1-L | CAN2-H | CAN2-L | CAN3-H | CAN3-L |
| 1               | 2      | 3      | 4      | 5      | 6      |
| +               | +      | +      | +      | -      | +      |

| connector 15 pin   |                        |           |            |                  |              |                     |                       |                    |                     |              |                |                    |          |              |
|--------------------|------------------------|-----------|------------|------------------|--------------|---------------------|-----------------------|--------------------|---------------------|--------------|----------------|--------------------|----------|--------------|
| OUT                | OUT                    | OUT       | OUT        | OUT              | OUT          | OUT                 | OUT                   | OUT                | OUT                 | OUT          | OUT            | OUT                | OUT      | OUT          |
| Driver door sensor | Passengers door sensor | Trunk lid | Hood sense | Original alarm++ | Arming state | Lock factory remote | Unlock factory remote | Any button pressed | Handbrake / Parking | Speed 10kmph | Engine running | Engine speed (RPM) | Ignition | Key inserted |
| 1                  | 2                      | 3         | 4          | 5                | 6            | 7                   | 8                     | 9                  | 10                  | 11           | 12             | 13                 | 14       | 15           |
| +                  | +                      | +         | +          | +                | +            | +                   | +                     | +                  | +                   | +            | +              | +                  | +        | +            |

| connector 10 pin |                           |                     |                    |                     |               |                   |                   |     |          |
|------------------|---------------------------|---------------------|--------------------|---------------------|---------------|-------------------|-------------------|-----|----------|
| OUT              | IN                        | IN                  | IN                 | IN                  | IN            | IN                | IN                | IN  | +        |
| Footbrake        | Drivers door opening sim. | Turn off the engine | Turn on the engine | Turn signal control | Trunk release | Opening all doors | Closing all doors | GND | PWR +12V |
| 1                | 2                         | 3                   | 4                  | 5                   | 6             | 7                 | 8                 | 9   | 10       |
| +                | +                         | +                   | +                  | +                   | +             | +                 | +                 | +   | +        |

Attention: Contr. of factory alarm  
Contr.c.lock when ign.is on  
Comfort closure

Switches

### MITSUBISHI ASX

year: 2017 →

with and without Keyless System

program No: 13731

from: 2021-06-15

| connector 8 pin |        |        |        |        |        |
|-----------------|--------|--------|--------|--------|--------|
| CAN H           | CAN L  | CAN H  | CAN L  | OUT +  | OUT -  |
| CAN1-H          | CAN1-L | CAN2-H | CAN2-L | CAN3-H | CAN3-L |
| 1               | 2      | 3      | 4      | 5      | 6      |
| +               | +      | +      | +      | -      | +      |

| connector 15 pin   |                        |           |            |                  |              |                     |                       |                    |                     |              |                |                    |          |              |
|--------------------|------------------------|-----------|------------|------------------|--------------|---------------------|-----------------------|--------------------|---------------------|--------------|----------------|--------------------|----------|--------------|
| OUT                | OUT                    | OUT       | OUT        | OUT              | OUT          | OUT                 | OUT                   | OUT                | OUT                 | OUT          | OUT            | OUT                | OUT      | OUT          |
| Driver door sensor | Passengers door sensor | Trunk lid | Hood sense | Original alarm++ | Arming state | Lock factory remote | Unlock factory remote | Any button pressed | Handbrake / Parking | Speed 10kmph | Engine running | Engine speed (RPM) | Ignition | Key inserted |
| 1                  | 2                      | 3         | 4          | 5                | 6            | 7                   | 8                     | 9                  | 10                  | 11           | 12             | 13                 | 14       | 15           |
| +                  | +                      | +         | +          | +                | +            | +                   | +                     | +                  | +                   | +            | +              | +                  | +        | +            |

| connector 10 pin |                           |                     |                    |                     |               |                   |                   |     |          |
|------------------|---------------------------|---------------------|--------------------|---------------------|---------------|-------------------|-------------------|-----|----------|
| OUT              | IN                        | IN                  | IN                 | IN                  | IN            | IN                | IN                | IN  | +        |
| Footbrake        | Drivers door opening sim. | Turn off the engine | Turn on the engine | Turn signal control | Trunk release | Opening all doors | Closing all doors | GND | PWR +12V |
| 1                | 2                         | 3                   | 4                  | 5                   | 6             | 7                 | 8                 | 9   | 10       |
| +                | +                         | +                   | +                  | +                   | +             | +                 | +                 | +   | +        |

Attention: Contr. of factory alarm  
Contr.c.lock when ign.is on  
Comfort closure

Switches

**MITSUBISHI ASX** year: 2014 → with and without Keyless System program No: 13412 from: 2020-10-20

| connector 8 pin |        |        |        |        |        |                           |                         | connector 15 pin   |                        |           |            |                  |              |                     |                       |                    |                     |              |                |                    |          |              | connector 10 pin |                           |                     |                    |                     |               |                   |                   |     |          |                         |                              |                 |    |    |   |   |   |   |   |   |   |   |   |   |   |   |   |
|-----------------|--------|--------|--------|--------|--------|---------------------------|-------------------------|--------------------|------------------------|-----------|------------|------------------|--------------|---------------------|-----------------------|--------------------|---------------------|--------------|----------------|--------------------|----------|--------------|------------------|---------------------------|---------------------|--------------------|---------------------|---------------|-------------------|-------------------|-----|----------|-------------------------|------------------------------|-----------------|----|----|---|---|---|---|---|---|---|---|---|---|---|---|---|
| CAN H           | CAN L  | CAN H  | CAN L  | CAN H  | CAN L  | OUT +                     | OUT -                   | OUT                | OUT                    | OUT       | OUT        | OUT              | OUT          | OUT                 | OUT                   | OUT                | OUT                 | OUT          | OUT            | OUT                | OUT      | OUT          | OUT              | OUT                       | OUT                 | IN                 | IN                  | IN            | IN                | IN                | IN  | IN       | IN                      | IN                           | IN              | IN | IN |   |   |   |   |   |   |   |   |   |   |   |   |   |
| CAN1-H          | CAN1-L | CAN2-H | CAN2-L | CAN3-H | CAN3-L | Alternative blink control | Alt. contr. centr. lock | Driver door sensor | Passengers door sensor | Trunk lid | Hood sense | Original alarm++ | Arming state | Lock factory remote | Unlock factory remote | Any button pressed | Handbrake / Parking | Speed 10kmph | Engine running | Engine speed (RPM) | Ignition | Key inserted | Footbrake        | Drivers door opening sim. | Turn off the engine | Turn on the engine | Turn signal control | Trunk release | Opening all doors | Closing all doors | GND | PWR +12V | Contr. of factory alarm | Contr.c.lock. when ign.is on | Comfort closure |    |    |   |   |   |   |   |   |   |   |   |   |   |   |   |
| 1               | 2      | 3      | 4      | 5      | 6      | 7                         | 8                       | 1                  | 2                      | 3         | 4          | 5                | 6            | 7                   | 8                     | 9                  | 10                  | 11           | 12             | 13                 | 14       | 15           | 1                | 2                         | 3                   | 4                  | 5                   | 6             | 7                 | 8                 | 9   | 10       | +                       | +                            | +               | +  | +  | + | + | + | + | + | + | + | + | + | + | + | + | + |

Attention:

**MITSUBISHI ASX** year: 2010 → with and without Keyless System program No: 13387 from: 2020-10-19

| connector 8 pin |        |        |        |        |        |                           |                         | connector 15 pin   |                        |           |            |                  |              |                     |                       |                    |                     |              |                |                    |          |              | connector 10 pin |                           |                     |                    |                     |               |                   |                   |     |          |                         |                              |                 |    |    |   |   |   |   |   |   |   |   |   |   |   |   |   |   |   |
|-----------------|--------|--------|--------|--------|--------|---------------------------|-------------------------|--------------------|------------------------|-----------|------------|------------------|--------------|---------------------|-----------------------|--------------------|---------------------|--------------|----------------|--------------------|----------|--------------|------------------|---------------------------|---------------------|--------------------|---------------------|---------------|-------------------|-------------------|-----|----------|-------------------------|------------------------------|-----------------|----|----|---|---|---|---|---|---|---|---|---|---|---|---|---|---|---|
| CAN H           | CAN L  | CAN H  | CAN L  | CAN H  | CAN L  | OUT +                     | OUT -                   | OUT                | OUT                    | OUT       | OUT        | OUT              | OUT          | OUT                 | OUT                   | OUT                | OUT                 | OUT          | OUT            | OUT                | OUT      | OUT          | OUT              | OUT                       | OUT                 | IN                 | IN                  | IN            | IN                | IN                | IN  | IN       | IN                      | IN                           | IN              | IN | IN |   |   |   |   |   |   |   |   |   |   |   |   |   |   |   |
| CAN1-H          | CAN1-L | CAN2-H | CAN2-L | CAN3-H | CAN3-L | Alternative blink control | Alt. contr. centr. lock | Driver door sensor | Passengers door sensor | Trunk lid | Hood sense | Original alarm++ | Arming state | Lock factory remote | Unlock factory remote | Any button pressed | Handbrake / Parking | Speed 10kmph | Engine running | Engine speed (RPM) | Ignition | Key inserted | Footbrake        | Drivers door opening sim. | Turn off the engine | Turn on the engine | Turn signal control | Trunk release | Opening all doors | Closing all doors | GND | PWR +12V | Contr. of factory alarm | Contr.c.lock. when ign.is on | Comfort closure |    |    |   |   |   |   |   |   |   |   |   |   |   |   |   |   |   |
| 1               | 2      | 3      | 4      | 5      | 6      | 7                         | 8                       | 1                  | 2                      | 3         | 4          | 5                | 6            | 7                   | 8                     | 9                  | 10                  | 11           | 12             | 13                 | 14       | 15           | 1                | 2                         | 3                   | 4                  | 5                   | 6             | 7                 | 8                 | 9   | 10       | +                       | +                            | +               | +  | +  | + | + | + | + | + | + | + | + | + | + | + | + | + | + | + |

Attention:

**MITSUBISHI COLT** year: 2008 → without Keyless System program No: 11394 from: 2017-09-01

| connector 8 pin |        |        |        |        |        |                           |                         | connector 15 pin   |                        |           |            |                  |              |                     |                       |                    |                     |              |                |                    |          |              | connector 10 pin |                           |                     |                    |                     |               |                   |                   |     |          |                         |                              |                 |    |   |   |   |   |   |   |   |   |   |   |   |   |   |   |   |   |   |
|-----------------|--------|--------|--------|--------|--------|---------------------------|-------------------------|--------------------|------------------------|-----------|------------|------------------|--------------|---------------------|-----------------------|--------------------|---------------------|--------------|----------------|--------------------|----------|--------------|------------------|---------------------------|---------------------|--------------------|---------------------|---------------|-------------------|-------------------|-----|----------|-------------------------|------------------------------|-----------------|----|---|---|---|---|---|---|---|---|---|---|---|---|---|---|---|---|---|
| CAN H           | CAN L  | CAN H  | CAN L  | CAN H  | CAN L  | OUT +                     | OUT -                   | OUT                | OUT                    | OUT       | OUT        | OUT              | OUT          | OUT                 | OUT                   | OUT                | OUT                 | OUT          | OUT            | OUT                | OUT      | OUT          | OUT              | OUT                       | IN                  | IN                 | IN                  | IN            | IN                | IN                | IN  | IN       | IN                      | IN                           | IN              | IN |   |   |   |   |   |   |   |   |   |   |   |   |   |   |   |   |   |
| CAN1-H          | CAN1-L | CAN2-H | CAN2-L | CAN3-H | CAN3-L | Alternative blink control | Alt. contr. centr. lock | Driver door sensor | Passengers door sensor | Trunk lid | Hood sense | Original alarm++ | Arming state | Lock factory remote | Unlock factory remote | Any button pressed | Handbrake / Parking | Speed 10kmph | Engine running | Engine speed (RPM) | Ignition | Key inserted | Footbrake        | Drivers door opening sim. | Turn off the engine | Turn on the engine | Turn signal control | Trunk release | Opening all doors | Closing all doors | GND | PWR +12V | Contr. of factory alarm | Contr.c.lock. when ign.is on | Comfort closure |    |   |   |   |   |   |   |   |   |   |   |   |   |   |   |   |   |   |
| 1               | 2      | 3      | 4      | 5      | 6      | 7                         | 8                       | 1                  | 2                      | 3         | 4          | 5                | 6            | 7                   | 8                     | 9                  | 10                  | 11           | 12             | 13                 | 14       | 15           | 1                | 2                         | 3                   | 4                  | 5                   | 6             | 7                 | 8                 | 9   | 10       | +                       | +                            | +               | +  | + | + | + | + | + | + | + | + | + | + | + | + | + | + | + | + | + |

Attention:

**MITSUBISHI ECLIPSE CROSS (Hybrid) (Plug-in) (Keyless)** year: 2021 → with Keyless System program No: 14321 from: 2024-01-24

| connector 8 pin |        |        |        |        |        |                           |                         | connector 15 pin   |                        |           |            |                  |              |                     |                       |                    |                     |              |                |                    |          |              | connector 10 pin |                           |                     |                    |                     |               |                   |                   |     |          |                         |                              |                 |    |   |   |   |   |   |   |   |   |   |   |   |   |   |   |   |   |   |   |
|-----------------|--------|--------|--------|--------|--------|---------------------------|-------------------------|--------------------|------------------------|-----------|------------|------------------|--------------|---------------------|-----------------------|--------------------|---------------------|--------------|----------------|--------------------|----------|--------------|------------------|---------------------------|---------------------|--------------------|---------------------|---------------|-------------------|-------------------|-----|----------|-------------------------|------------------------------|-----------------|----|---|---|---|---|---|---|---|---|---|---|---|---|---|---|---|---|---|---|
| CAN H           | CAN L  | CAN H  | CAN L  | CAN H  | CAN L  | OUT +                     | OUT -                   | OUT                | OUT                    | OUT       | OUT        | OUT              | OUT          | OUT                 | OUT                   | OUT                | OUT                 | OUT          | OUT            | OUT                | OUT      | OUT          | OUT              | OUT                       | IN                  | IN                 | IN                  | IN            | IN                | IN                | IN  | IN       | IN                      | IN                           | IN              | IN |   |   |   |   |   |   |   |   |   |   |   |   |   |   |   |   |   |   |
| CAN1-H          | CAN1-L | CAN2-H | CAN2-L | CAN3-H | CAN3-L | Alternative blink control | Alt. contr. centr. lock | Driver door sensor | Passengers door sensor | Trunk lid | Hood sense | Original alarm++ | Arming state | Lock factory remote | Unlock factory remote | Any button pressed | Handbrake / Parking | Speed 10kmph | Engine running | Engine speed (RPM) | Ignition | Key inserted | Footbrake        | Drivers door opening sim. | Turn off the engine | Turn on the engine | Turn signal control | Trunk release | Opening all doors | Closing all doors | GND | PWR +12V | Contr. of factory alarm | Contr.c.lock. when ign.is on | Comfort closure |    |   |   |   |   |   |   |   |   |   |   |   |   |   |   |   |   |   |   |
| 1               | 2      | 3      | 4      | 5      | 6      | 7                         | 8                       | 1                  | 2                      | 3         | 4          | 5                | 6            | 7                   | 8                     | 9                  | 10                  | 11           | 12             | 13                 | 14       | 15           | 1                | 2                         | 3                   | 4                  | 5                   | 6             | 7                 | 8                 | 9   | 10       | +                       | +                            | +               | +  | + | + | + | + | + | + | + | + | + | + | + | + | + | + | + | + | + | + |

Attention:

**MITSUBISHI ECLIPSE CROSS (Keyless)** year: 2018 → with Keyless System program No: 12655 from: 2024-01-24

| connector 8 pin |        |        |        |        |        |                           |                         | connector 15 pin   |                        |           |            |                  |              |                     |                       |                    |                     |              |                |                    |          |              | connector 10 pin |                           |                     |                    |                     |               |                   |                   |     |          |                         |                              |                 |    |   |   |   |   |   |   |   |   |   |   |   |   |   |   |   |   |   |   |   |
|-----------------|--------|--------|--------|--------|--------|---------------------------|-------------------------|--------------------|------------------------|-----------|------------|------------------|--------------|---------------------|-----------------------|--------------------|---------------------|--------------|----------------|--------------------|----------|--------------|------------------|---------------------------|---------------------|--------------------|---------------------|---------------|-------------------|-------------------|-----|----------|-------------------------|------------------------------|-----------------|----|---|---|---|---|---|---|---|---|---|---|---|---|---|---|---|---|---|---|---|
| CAN H           | CAN L  | CAN H  | CAN L  | CAN H  | CAN L  | OUT +                     | OUT -                   | OUT                | OUT                    | OUT       | OUT        | OUT              | OUT          | OUT                 | OUT                   | OUT                | OUT                 | OUT          | OUT            | OUT                | OUT      | OUT          | OUT              | OUT                       | IN                  | IN                 | IN                  | IN            | IN                | IN                | IN  | IN       | IN                      | IN                           | IN              | IN |   |   |   |   |   |   |   |   |   |   |   |   |   |   |   |   |   |   |   |
| CAN1-H          | CAN1-L | CAN2-H | CAN2-L | CAN3-H | CAN3-L | Alternative blink control | Alt. contr. centr. lock | Driver door sensor | Passengers door sensor | Trunk lid | Hood sense | Original alarm++ | Arming state | Lock factory remote | Unlock factory remote | Any button pressed | Handbrake / Parking | Speed 10kmph | Engine running | Engine speed (RPM) | Ignition | Key inserted | Footbrake        | Drivers door opening sim. | Turn off the engine | Turn on the engine | Turn signal control | Trunk release | Opening all doors | Closing all doors | GND | PWR +12V | Contr. of factory alarm | Contr.c.lock. when ign.is on | Comfort closure |    |   |   |   |   |   |   |   |   |   |   |   |   |   |   |   |   |   |   |   |
| 1               | 2      | 3      | 4      | 5      | 6      | 7                         | 8                       | 1                  | 2                      | 3         | 4          | 5                | 6            | 7                   | 8                     | 9                  | 10                  | 11           | 12             | 13                 | 14       | 15           | 1                | 2                         | 3                   | 4                  | 5                   | 6             | 7                 | 8                 | 9   | 10       | +                       | +                            | +               | +  | + | + | + | + | + | + | + | + | + | + | + | + | + | + | + | + | + | + | + |

Attention:



**MITSUBISHI L200**

year: 2006 →

program #: 11179

from: 2017-09-01

| connector 8 pin |        |        |        |        |        |                           |                         |
|-----------------|--------|--------|--------|--------|--------|---------------------------|-------------------------|
| CAN H           | CAN L  | CAN H  | CAN L  | CAN H  | CAN L  | OUT +                     | OUT -                   |
| CAN1-H          | CAN1-L | CAN2-H | CAN2-L | CAN3-H | CAN3-L | Alternative blink control | Alt. contr. centr. lock |
| 1               | 2      | 3      | 4      | 5      | 6      | 7                         | 8                       |
| +               | +      | +      | +      | +      | +      | +                         | +                       |

| connector 15 pin   |                        |           |            |                  |              |                     |                       |                    |                     |              |                |                    |          |              |
|--------------------|------------------------|-----------|------------|------------------|--------------|---------------------|-----------------------|--------------------|---------------------|--------------|----------------|--------------------|----------|--------------|
| OUT                | OUT                    | OUT       | OUT        | OUT              | OUT          | OUT                 | OUT                   | OUT                | OUT                 | OUT          | OUT            | OUT                | OUT      | OUT          |
| Driver door sensor | Passengers door sensor | Trunk lid | Hood sense | Original alarm++ | Arming state | Lock factory remote | Unlock factory remote | Any button pressed | Handbrake / Parking | Speed 10kmph | Engine running | Engine speed (RPM) | Ignition | Key inserted |
| 1                  | 2                      | 3         | 4          | 5                | 6            | 7                   | 8                     | 9                  | 10                  | 11           | 12             | 13                 | 14       | 15           |
| +                  | +                      | +         | +          | +                | +            | +                   | +                     | +                  | +                   | +            | +              | +                  | +        | +            |

| connector 10 pin |                           |                     |                    |                     |               |                   |                   |     |          |
|------------------|---------------------------|---------------------|--------------------|---------------------|---------------|-------------------|-------------------|-----|----------|
| OUT              | IN                        | IN                  | IN                 | IN                  | IN            | IN                | IN                | IN  | IN       |
| Footbrake        | Drivers door opening sim. | Turn off the engine | Turn on the engine | Turn signal control | Trunk release | Opening all doors | Closing all doors | GND | PWR +12V |
| 1                | 2                         | 3                   | 4                  | 5                   | 6             | 7                 | 8                 | 9   | 10       |
| +                | +                         | +                   | +                  | +                   | +             | +                 | +                 | +   | +        |

Attention:

**MITSUBISHI LANCER (X)**

year: 2011 →

with and without Keyless System

program #: 11451

from: 2017-09-01

| connector 8 pin |        |        |        |        |        |                           |                         |
|-----------------|--------|--------|--------|--------|--------|---------------------------|-------------------------|
| CAN H           | CAN L  | CAN H  | CAN L  | CAN H  | CAN L  | OUT +                     | OUT -                   |
| CAN1-H          | CAN1-L | CAN2-H | CAN2-L | CAN3-H | CAN3-L | Alternative blink control | Alt. contr. centr. lock |
| 1               | 2      | 3      | 4      | 5      | 6      | 7                         | 8                       |
| +               | +      | +      | +      | +      | +      | +                         | +                       |

| connector 15 pin   |                        |           |            |                  |              |                     |                       |                    |                     |              |                |                    |          |              |
|--------------------|------------------------|-----------|------------|------------------|--------------|---------------------|-----------------------|--------------------|---------------------|--------------|----------------|--------------------|----------|--------------|
| OUT                | OUT                    | OUT       | OUT        | OUT              | OUT          | OUT                 | OUT                   | OUT                | OUT                 | OUT          | OUT            | OUT                | OUT      | OUT          |
| Driver door sensor | Passengers door sensor | Trunk lid | Hood sense | Original alarm++ | Arming state | Lock factory remote | Unlock factory remote | Any button pressed | Handbrake / Parking | Speed 10kmph | Engine running | Engine speed (RPM) | Ignition | Key inserted |
| 1                  | 2                      | 3         | 4          | 5                | 6            | 7                   | 8                     | 9                  | 10                  | 11           | 12             | 13                 | 14       | 15           |
| +                  | +                      | +         | +          | +                | +            | +                   | +                     | +                  | +                   | +            | +              | +                  | +        | +            |

| connector 10 pin |                           |                     |                    |                     |               |                   |                   |     |          |
|------------------|---------------------------|---------------------|--------------------|---------------------|---------------|-------------------|-------------------|-----|----------|
| OUT              | IN                        | IN                  | IN                 | IN                  | IN            | IN                | IN                | IN  | IN       |
| Footbrake        | Drivers door opening sim. | Turn off the engine | Turn on the engine | Turn signal control | Trunk release | Opening all doors | Closing all doors | GND | PWR +12V |
| 1                | 2                         | 3                   | 4                  | 5                   | 6             | 7                 | 8                 | 9   | 10       |
| +                | +                         | +                   | +                  | +                   | +             | +                 | +                 | +   | +        |

Attention:

**MITSUBISHI LANCER (CY)**

year: 2008 →

with and without Keyless System

program #: 14183

from: 2022-03-29

| connector 8 pin |        |        |        |        |        |                           |                         |
|-----------------|--------|--------|--------|--------|--------|---------------------------|-------------------------|
| CAN H           | CAN L  | CAN H  | CAN L  | CAN H  | CAN L  | OUT +                     | OUT -                   |
| CAN1-H          | CAN1-L | CAN2-H | CAN2-L | CAN3-H | CAN3-L | Alternative blink control | Alt. contr. centr. lock |
| 1               | 2      | 3      | 4      | 5      | 6      | 7                         | 8                       |
| +               | +      | +      | +      | +      | +      | +                         | +                       |

| connector 15 pin   |                        |           |            |                  |              |                     |                       |                    |                     |              |                |                    |          |              |
|--------------------|------------------------|-----------|------------|------------------|--------------|---------------------|-----------------------|--------------------|---------------------|--------------|----------------|--------------------|----------|--------------|
| OUT                | OUT                    | OUT       | OUT        | OUT              | OUT          | OUT                 | OUT                   | OUT                | OUT                 | OUT          | OUT            | OUT                | OUT      | OUT          |
| Driver door sensor | Passengers door sensor | Trunk lid | Hood sense | Original alarm++ | Arming state | Lock factory remote | Unlock factory remote | Any button pressed | Handbrake / Parking | Speed 10kmph | Engine running | Engine speed (RPM) | Ignition | Key inserted |
| 1                  | 2                      | 3         | 4          | 5                | 6            | 7                   | 8                     | 9                  | 10                  | 11           | 12             | 13                 | 14       | 15           |
| +                  | +                      | +         | +          | +                | +            | +                   | +                     | +                  | +                   | +            | +              | +                  | +        | +            |

| connector 10 pin |                           |                     |                    |                     |               |                   |                   |     |          |
|------------------|---------------------------|---------------------|--------------------|---------------------|---------------|-------------------|-------------------|-----|----------|
| OUT              | IN                        | IN                  | IN                 | IN                  | IN            | IN                | IN                | IN  | IN       |
| Footbrake        | Drivers door opening sim. | Turn off the engine | Turn on the engine | Turn signal control | Trunk release | Opening all doors | Closing all doors | GND | PWR +12V |
| 1                | 2                         | 3                   | 4                  | 5                   | 6             | 7                 | 8                 | 9   | 10       |
| +                | +                         | +                   | +                  | +                   | +             | +                 | +                 | +   | +        |

Attention:

**MITSUBISHI LANCER EVOLUTION (X)**

year: 2011 →

with Keyless System

program #: 14758

from: 2023-06-16

| connector 8 pin |        |        |        |        |        |                           |                         |
|-----------------|--------|--------|--------|--------|--------|---------------------------|-------------------------|
| CAN H           | CAN L  | CAN H  | CAN L  | CAN H  | CAN L  | OUT +                     | OUT -                   |
| CAN1-H          | CAN1-L | CAN2-H | CAN2-L | CAN3-H | CAN3-L | Alternative blink control | Alt. contr. centr. lock |
| 1               | 2      | 3      | 4      | 5      | 6      | 7                         | 8                       |
| +               | +      | +      | +      | +      | +      | +                         | +                       |

| connector 15 pin   |                        |           |            |                  |              |                     |                       |                    |                     |              |                |                    |          |              |
|--------------------|------------------------|-----------|------------|------------------|--------------|---------------------|-----------------------|--------------------|---------------------|--------------|----------------|--------------------|----------|--------------|
| OUT                | OUT                    | OUT       | OUT        | OUT              | OUT          | OUT                 | OUT                   | OUT                | OUT                 | OUT          | OUT            | OUT                | OUT      | OUT          |
| Driver door sensor | Passengers door sensor | Trunk lid | Hood sense | Original alarm++ | Arming state | Lock factory remote | Unlock factory remote | Any button pressed | Handbrake / Parking | Speed 10kmph | Engine running | Engine speed (RPM) | Ignition | Key inserted |
| 1                  | 2                      | 3         | 4          | 5                | 6            | 7                   | 8                     | 9                  | 10                  | 11           | 12             | 13                 | 14       | 15           |
| +                  | +                      | +         | +          | +                | +            | +                   | +                     | +                  | +                   | +            | +              | +                  | +        | +            |

| connector 10 pin |                           |                     |                    |                     |               |                   |                   |     |          |
|------------------|---------------------------|---------------------|--------------------|---------------------|---------------|-------------------|-------------------|-----|----------|
| OUT              | IN                        | IN                  | IN                 | IN                  | IN            | IN                | IN                | IN  | IN       |
| Footbrake        | Drivers door opening sim. | Turn off the engine | Turn on the engine | Turn signal control | Trunk release | Opening all doors | Closing all doors | GND | PWR +12V |
| 1                | 2                         | 3                   | 4                  | 5                   | 6             | 7                 | 8                 | 9   | 10       |
| +                | +                         | +                   | +                  | +                   | +             | +                 | +                 | +   | +        |

Attention:

**MITSUBISHI OUTLANDER (Keyless)**

year: 2022 →

with Keyless System

program #: 15184

from: 2024-01-29

| connector 8 pin |        |        |        |        |        |                           |                         |
|-----------------|--------|--------|--------|--------|--------|---------------------------|-------------------------|
| CAN H           | CAN L  | CAN H  | CAN L  | CAN H  | CAN L  | OUT +                     | OUT -                   |
| CAN1-H          | CAN1-L | CAN2-H | CAN2-L | CAN3-H | CAN3-L | Alternative blink control | Alt. contr. centr. lock |
| 1               | 2      | 3      | 4      | 5      | 6      | 7                         | 8                       |
| +               | +      | +      | +      | +      | +      | +                         | +                       |

| connector 15 pin   |                        |           |            |                  |              |                     |                       |                    |                     |              |                |                    |          |              |
|--------------------|------------------------|-----------|------------|------------------|--------------|---------------------|-----------------------|--------------------|---------------------|--------------|----------------|--------------------|----------|--------------|
| OUT                | OUT                    | OUT       | OUT        | OUT              | OUT          | OUT                 | OUT                   | OUT                | OUT                 | OUT          | OUT            | OUT                | OUT      | OUT          |
| Driver door sensor | Passengers door sensor | Trunk lid | Hood sense | Original alarm++ | Arming state | Lock factory remote | Unlock factory remote | Any button pressed | Handbrake / Parking | Speed 10kmph | Engine running | Engine speed (RPM) | Ignition | Key inserted |
| 1                  | 2                      | 3         | 4          | 5                | 6            | 7                   | 8                     | 9                  | 10                  | 11           | 12             | 13                 | 14       | 15           |
| +                  | +                      | +         | +          | +                | +            | +                   | +                     | +                  | +                   | +            | +              | +                  | +        | +            |

| connector 10 pin |                           |                     |                    |                     |               |                   |                   |     |          |
|------------------|---------------------------|---------------------|--------------------|---------------------|---------------|-------------------|-------------------|-----|----------|
| OUT              | IN                        | IN                  | IN                 | IN                  | IN            | IN                | IN                | IN  | IN       |
| Footbrake        | Drivers door opening sim. | Turn off the engine | Turn on the engine | Turn signal control | Trunk release | Opening all doors | Closing all doors | GND | PWR +12V |
| 1                | 2                         | 3                   | 4                  | 5                   | 6             | 7                 | 8                 | 9   | 10       |
| +                | +                         | +                   | +                  | +                   | +             | +                 | +                 | +   | +        |

Attention:

Switches

| MITSUBISHI OUTLANDER (Hybrid) (Plug-in) (Keyless) |        |        |        |        |        |                           |                         | year: 2019 →       |                        |           |            |                  |              |                     | with Keyless System   |                    |                     | program No: 13532 |                |                    | from: 2024-01-24 |              |           |                           |                     |                    |                     |               |                   |                   |     |          |   |   |   |
|---------------------------------------------------|--------|--------|--------|--------|--------|---------------------------|-------------------------|--------------------|------------------------|-----------|------------|------------------|--------------|---------------------|-----------------------|--------------------|---------------------|-------------------|----------------|--------------------|------------------|--------------|-----------|---------------------------|---------------------|--------------------|---------------------|---------------|-------------------|-------------------|-----|----------|---|---|---|
| connector 8 pin                                   |        |        |        |        |        |                           |                         | connector 15 pin   |                        |           |            |                  |              |                     | connector 10 pin      |                    |                     |                   |                |                    |                  |              |           |                           |                     |                    |                     |               |                   |                   |     |          |   |   |   |
| CAN H                                             | CAN L  | CAN H  | CAN L  | CAN H  | CAN L  | OUT +                     | OUT -                   | OUT -              | OUT -                  | OUT -     | OUT -      | OUT -            | OUT -        | OUT -               | OUT -                 | OUT -              | OUT -               | OUT -             | OUT +          | IN                 | IN               | IN           | IN        | IN                        | IN                  | IN                 | IN                  |               |                   |                   |     |          |   |   |   |
| CAN1-H                                            | CAN1-L | CAN2-H | CAN2-L | CAN3-H | CAN3-L | Alternative blink control | Alt. contr. centr. lock | Driver door sensor | Passengers door sensor | Trunk lid | Hood sense | Original alarm++ | Arming state | Lock factory remote | Unlock factory remote | Any button pressed | Handbrake / Parking | Speed 10kmph      | Engine running | Engine speed (RPM) | Ignition         | Key inserted | Footbrake | Drivers door opening sim. | Turn off the engine | Turn on the engine | Turn signal control | Trunk release | Opening all doors | Closing all doors | GND | PWR +12V |   |   |   |
| 1                                                 | 2      | 3      | 4      | 5      | 6      | 7                         | 8                       | 1                  | 2                      | 3         | 4          | 5                | 6            | 7                   | 8                     | 9                  | 10                  | 11                | 12             | 13                 | 14               | 15           | 1         | 2                         | 3                   | 4                  | 5                   | 6             | 7                 | 8                 | 9   | 10       |   |   |   |
| +                                                 | +      | +      | +      | +      | +      | +                         | +                       | +                  | +                      | +         | +          | +                | +            | +                   | +                     | +                  | +                   | +                 | +              | +                  | +                | +            | +         | +                         | +                   | +                  | +                   | +             | +                 | +                 | +   | +        | + | + | + |

Attention:

Switches (Icons)

| MITSUBISHI OUTLANDER (Keyless) |        |        |        |        |        |                           |                         | year: 2018 →       |                        |           |            |                  |              |                     | with Keyless System   |                    |                     | program No: 12643 |                |                    | from: 2024-01-24 |              |           |                           |                     |                    |                     |               |                   |                   |     |          |   |   |   |
|--------------------------------|--------|--------|--------|--------|--------|---------------------------|-------------------------|--------------------|------------------------|-----------|------------|------------------|--------------|---------------------|-----------------------|--------------------|---------------------|-------------------|----------------|--------------------|------------------|--------------|-----------|---------------------------|---------------------|--------------------|---------------------|---------------|-------------------|-------------------|-----|----------|---|---|---|
| connector 8 pin                |        |        |        |        |        |                           |                         | connector 15 pin   |                        |           |            |                  |              |                     | connector 10 pin      |                    |                     |                   |                |                    |                  |              |           |                           |                     |                    |                     |               |                   |                   |     |          |   |   |   |
| CAN H                          | CAN L  | CAN H  | CAN L  | CAN H  | CAN L  | OUT +                     | OUT -                   | OUT -              | OUT -                  | OUT -     | OUT -      | OUT -            | OUT -        | OUT -               | OUT -                 | OUT -              | OUT -               | OUT +             | IN             | IN                 | IN               | IN           | IN        | IN                        | IN                  | IN                 |                     |               |                   |                   |     |          |   |   |   |
| CAN1-H                         | CAN1-L | CAN2-H | CAN2-L | CAN3-H | CAN3-L | Alternative blink control | Alt. contr. centr. lock | Driver door sensor | Passengers door sensor | Trunk lid | Hood sense | Original alarm++ | Arming state | Lock factory remote | Unlock factory remote | Any button pressed | Handbrake / Parking | Speed 10kmph      | Engine running | Engine speed (RPM) | Ignition         | Key inserted | Footbrake | Drivers door opening sim. | Turn off the engine | Turn on the engine | Turn signal control | Trunk release | Opening all doors | Closing all doors | GND | PWR +12V |   |   |   |
| 1                              | 2      | 3      | 4      | 5      | 6      | 7                         | 8                       | 1                  | 2                      | 3         | 4          | 5                | 6            | 7                   | 8                     | 9                  | 10                  | 11                | 12             | 13                 | 14               | 15           | 1         | 2                         | 3                   | 4                  | 5                   | 6             | 7                 | 8                 | 9   | 10       |   |   |   |
| +                              | +      | +      | +      | +      | +      | +                         | +                       | +                  | +                      | +         | +          | +                | +            | +                   | +                     | +                  | +                   | +                 | +              | +                  | +                | +            | +         | +                         | +                   | +                  | +                   | +             | +                 | +                 | +   | +        | + | + | + |

Attention:

Switches (Icons)

| MITSUBISHI OUTLANDER (Keyless) |        |        |        |        |        |                           |                         | year: 2015 →       |                        |           |            |                  |              |                     | with Keyless System   |                    |                     | program No: 11393 |                |                    | from: 2024-01-24 |              |           |                           |                     |                    |                     |               |                   |                   |     |          |   |   |   |
|--------------------------------|--------|--------|--------|--------|--------|---------------------------|-------------------------|--------------------|------------------------|-----------|------------|------------------|--------------|---------------------|-----------------------|--------------------|---------------------|-------------------|----------------|--------------------|------------------|--------------|-----------|---------------------------|---------------------|--------------------|---------------------|---------------|-------------------|-------------------|-----|----------|---|---|---|
| connector 8 pin                |        |        |        |        |        |                           |                         | connector 15 pin   |                        |           |            |                  |              |                     | connector 10 pin      |                    |                     |                   |                |                    |                  |              |           |                           |                     |                    |                     |               |                   |                   |     |          |   |   |   |
| CAN H                          | CAN L  | CAN H  | CAN L  | CAN H  | CAN L  | OUT +                     | OUT -                   | OUT -              | OUT -                  | OUT -     | OUT -      | OUT -            | OUT -        | OUT -               | OUT -                 | OUT -              | OUT -               | OUT +             | IN             | IN                 | IN               | IN           | IN        | IN                        | IN                  | IN                 |                     |               |                   |                   |     |          |   |   |   |
| CAN1-H                         | CAN1-L | CAN2-H | CAN2-L | CAN3-H | CAN3-L | Alternative blink control | Alt. contr. centr. lock | Driver door sensor | Passengers door sensor | Trunk lid | Hood sense | Original alarm++ | Arming state | Lock factory remote | Unlock factory remote | Any button pressed | Handbrake / Parking | Speed 10kmph      | Engine running | Engine speed (RPM) | Ignition         | Key inserted | Footbrake | Drivers door opening sim. | Turn off the engine | Turn on the engine | Turn signal control | Trunk release | Opening all doors | Closing all doors | GND | PWR +12V |   |   |   |
| 1                              | 2      | 3      | 4      | 5      | 6      | 7                         | 8                       | 1                  | 2                      | 3         | 4          | 5                | 6            | 7                   | 8                     | 9                  | 10                  | 11                | 12             | 13                 | 14               | 15           | 1         | 2                         | 3                   | 4                  | 5                   | 6             | 7                 | 8                 | 9   | 10       |   |   |   |
| +                              | +      | +      | +      | +      | +      | +                         | +                       | +                  | +                      | +         | +          | +                | +            | +                   | +                     | +                  | +                   | +                 | +              | +                  | +                | +            | +         | +                         | +                   | +                  | +                   | +             | +                 | +                 | +   | +        | + | + | + |

Attention:

Switches (Icons)

| MITSUBISHI OUTLANDER |        |        |        |        |        |                           |                         | year: 2015 →       |                        |           |            |                  |              |                     | without Keyless System |                    |                     | program No: 13373 |                |                    | from: 2020-10-12 |              |           |                           |                     |                    |                     |               |                   |                   |     |          |   |   |   |
|----------------------|--------|--------|--------|--------|--------|---------------------------|-------------------------|--------------------|------------------------|-----------|------------|------------------|--------------|---------------------|------------------------|--------------------|---------------------|-------------------|----------------|--------------------|------------------|--------------|-----------|---------------------------|---------------------|--------------------|---------------------|---------------|-------------------|-------------------|-----|----------|---|---|---|
| connector 8 pin      |        |        |        |        |        |                           |                         | connector 15 pin   |                        |           |            |                  |              |                     | connector 10 pin       |                    |                     |                   |                |                    |                  |              |           |                           |                     |                    |                     |               |                   |                   |     |          |   |   |   |
| CAN H                | CAN L  | CAN H  | CAN L  | CAN H  | CAN L  | OUT +                     | OUT -                   | OUT -              | OUT -                  | OUT -     | OUT -      | OUT -            | OUT -        | OUT -               | OUT -                  | OUT -              | OUT -               | OUT +             | IN             | IN                 | IN               | IN           | IN        | IN                        | IN                  | IN                 |                     |               |                   |                   |     |          |   |   |   |
| CAN1-H               | CAN1-L | CAN2-H | CAN2-L | CAN3-H | CAN3-L | Alternative blink control | Alt. contr. centr. lock | Driver door sensor | Passengers door sensor | Trunk lid | Hood sense | Original alarm++ | Arming state | Lock factory remote | Unlock factory remote  | Any button pressed | Handbrake / Parking | Speed 10kmph      | Engine running | Engine speed (RPM) | Ignition         | Key inserted | Footbrake | Drivers door opening sim. | Turn off the engine | Turn on the engine | Turn signal control | Trunk release | Opening all doors | Closing all doors | GND | PWR +12V |   |   |   |
| 1                    | 2      | 3      | 4      | 5      | 6      | 7                         | 8                       | 1                  | 2                      | 3         | 4          | 5                | 6            | 7                   | 8                      | 9                  | 10                  | 11                | 12             | 13                 | 14               | 15           | 1         | 2                         | 3                   | 4                  | 5                   | 6             | 7                 | 8                 | 9   | 10       |   |   |   |
| +                    | +      | +      | +      | +      | +      | +                         | +                       | +                  | +                      | +         | +          | +                | +            | +                   | +                      | +                  | +                   | +                 | +              | +                  | +                | +            | +         | +                         | +                   | +                  | +                   | +             | +                 | +                 | +   | +        | + | + | + |

Attention:

Switches (Icons)

| MITSUBISHI OUTLANDER (Keyless) |        |        |        |        |        |                           |                         | year: 2013 →       |                        |           |            |                  |              |                     | with Keyless System   |                    |                     | program No: 11393 |                |                    | from: 2024-01-24 |              |           |                           |                     |                    |                     |               |                   |                   |     |          |   |   |   |
|--------------------------------|--------|--------|--------|--------|--------|---------------------------|-------------------------|--------------------|------------------------|-----------|------------|------------------|--------------|---------------------|-----------------------|--------------------|---------------------|-------------------|----------------|--------------------|------------------|--------------|-----------|---------------------------|---------------------|--------------------|---------------------|---------------|-------------------|-------------------|-----|----------|---|---|---|
| connector 8 pin                |        |        |        |        |        |                           |                         | connector 15 pin   |                        |           |            |                  |              |                     | connector 10 pin      |                    |                     |                   |                |                    |                  |              |           |                           |                     |                    |                     |               |                   |                   |     |          |   |   |   |
| CAN H                          | CAN L  | CAN H  | CAN L  | CAN H  | CAN L  | OUT +                     | OUT -                   | OUT -              | OUT -                  | OUT -     | OUT -      | OUT -            | OUT -        | OUT -               | OUT -                 | OUT -              | OUT -               | OUT +             | IN             | IN                 | IN               | IN           | IN        | IN                        | IN                  | IN                 |                     |               |                   |                   |     |          |   |   |   |
| CAN1-H                         | CAN1-L | CAN2-H | CAN2-L | CAN3-H | CAN3-L | Alternative blink control | Alt. contr. centr. lock | Driver door sensor | Passengers door sensor | Trunk lid | Hood sense | Original alarm++ | Arming state | Lock factory remote | Unlock factory remote | Any button pressed | Handbrake / Parking | Speed 10kmph      | Engine running | Engine speed (RPM) | Ignition         | Key inserted | Footbrake | Drivers door opening sim. | Turn off the engine | Turn on the engine | Turn signal control | Trunk release | Opening all doors | Closing all doors | GND | PWR +12V |   |   |   |
| 1                              | 2      | 3      | 4      | 5      | 6      | 7                         | 8                       | 1                  | 2                      | 3         | 4          | 5                | 6            | 7                   | 8                     | 9                  | 10                  | 11                | 12             | 13                 | 14               | 15           | 1         | 2                         | 3                   | 4                  | 5                   | 6             | 7                 | 8                 | 9   | 10       |   |   |   |
| +                              | +      | +      | +      | +      | +      | +                         | +                       | +                  | +                      | +         | +          | +                | +            | +                   | +                     | +                  | +                   | +                 | +              | +                  | +                | +            | +         | +                         | +                   | +                  | +                   | +             | +                 | +                 | +   | +        | + | + | + |

Attention:

Switches (Icons)

**MITSUBISHI OUTLANDER**

year: 2013 →

without Keyless System

program №: 11393

from: 2024-01-24

| connector 8 pin |        |        |        |        |        |                           |                         |
|-----------------|--------|--------|--------|--------|--------|---------------------------|-------------------------|
| CAN H           | CAN L  | CAN H  | CAN L  | CAN H  | CAN L  | OUT +                     | OUT -                   |
| CAN1-H          | CAN1-L | CAN2-H | CAN2-L | CAN3-H | CAN3-L | Alternative blink control | Alt. contr. centr. lock |
| 1               | 2      | 3      | 4      | 5      | 6      | 7                         | 8                       |
| +               | +      | +      | +      | +      | +      | +                         | +                       |

| connector 15 pin   |                        |           |            |                  |              |                     |                       |                    |                     |              |                |                    |          |              |
|--------------------|------------------------|-----------|------------|------------------|--------------|---------------------|-----------------------|--------------------|---------------------|--------------|----------------|--------------------|----------|--------------|
| OUT                | OUT                    | OUT       | OUT        | OUT              | OUT          | OUT                 | OUT                   | OUT                | OUT                 | OUT          | OUT            | OUT                | OUT      | OUT          |
| Driver door sensor | Passengers door sensor | Trunk lid | Hood sense | Original alarm++ | Arming state | Lock factory remote | Unlock factory remote | Any button pressed | Handbrake / Parking | Speed 10kmph | Engine running | Engine speed (RPM) | Ignition | Key inserted |
| 1                  | 2                      | 3         | 4          | 5                | 6            | 7                   | 8                     | 9                  | 10                  | 11           | 12             | 13                 | 14       | 15           |
| +                  | +                      | +         | +          | +                | +            | +                   | +                     | +                  | +                   | +            | +              | +                  | +        | +            |

| connector 10 pin |                           |                     |                    |                     |               |                   |                   |     |          |
|------------------|---------------------------|---------------------|--------------------|---------------------|---------------|-------------------|-------------------|-----|----------|
| OUT              | IN                        | IN                  | IN                 | IN                  | IN            | IN                | IN                | IN  | IN       |
| Footbrake        | Drivers door opening sim. | Turn off the engine | Turn on the engine | Turn signal control | Trunk release | Opening all doors | Closing all doors | GND | PWR +12V |
| 1                | 2                         | 3                   | 4                  | 5                   | 6             | 7                 | 8                 | 9   | 10       |
| +                | +                         | +                   | +                  | +                   | +             | +                 | +                 | +   | +        |

|                              |
|------------------------------|
| Contr. of factory alarm      |
| Contr.c.lock. when ign.is on |
| Comfort closure              |

Attention:

**MITSUBISHI OUTLANDER (XL)**

year: 2007 →

with and without Keyless System

program №: 11142

from: 2017-09-01

| connector 8 pin |        |        |        |        |        |                           |                         |
|-----------------|--------|--------|--------|--------|--------|---------------------------|-------------------------|
| CAN H           | CAN L  | CAN H  | CAN L  | CAN H  | CAN L  | OUT +                     | OUT -                   |
| CAN1-H          | CAN1-L | CAN2-H | CAN2-L | CAN3-H | CAN3-L | Alternative blink control | Alt. contr. centr. lock |
| 1               | 2      | 3      | 4      | 5      | 6      | 7                         | 8                       |
| +               | +      | +      | +      | +      | +      | +                         | +                       |

| connector 15 pin   |                        |           |            |                  |              |                     |                       |                    |                     |              |                |                    |          |              |
|--------------------|------------------------|-----------|------------|------------------|--------------|---------------------|-----------------------|--------------------|---------------------|--------------|----------------|--------------------|----------|--------------|
| OUT                | OUT                    | OUT       | OUT        | OUT              | OUT          | OUT                 | OUT                   | OUT                | OUT                 | OUT          | OUT            | OUT                | OUT      | OUT          |
| Driver door sensor | Passengers door sensor | Trunk lid | Hood sense | Original alarm++ | Arming state | Lock factory remote | Unlock factory remote | Any button pressed | Handbrake / Parking | Speed 10kmph | Engine running | Engine speed (RPM) | Ignition | Key inserted |
| 1                  | 2                      | 3         | 4          | 5                | 6            | 7                   | 8                     | 9                  | 10                  | 11           | 12             | 13                 | 14       | 15           |
| +                  | +                      | +         | +          | +                | +            | +                   | +                     | +                  | +                   | +            | +              | +                  | +        | +            |

| connector 10 pin |                           |                     |                    |                     |               |                   |                   |     |          |
|------------------|---------------------------|---------------------|--------------------|---------------------|---------------|-------------------|-------------------|-----|----------|
| OUT              | IN                        | IN                  | IN                 | IN                  | IN            | IN                | IN                | IN  | IN       |
| Footbrake        | Drivers door opening sim. | Turn off the engine | Turn on the engine | Turn signal control | Trunk release | Opening all doors | Closing all doors | GND | PWR +12V |
| 1                | 2                         | 3                   | 4                  | 5                   | 6             | 7                 | 8                 | 9   | 10       |
| +                | +                         | +                   | +                  | +                   | +             | +                 | +                 | +   | +        |

|                              |
|------------------------------|
| Contr. of factory alarm      |
| Contr.c.lock. when ign.is on |
| Comfort closure              |

Attention:

**MITSUBISHI OUTLANDER SPORT (RHD)**

year: 2010 →

without Keyless System

program №: 12546

from: 2018-11-14

| connector 8 pin |        |        |        |        |        |                           |                         |
|-----------------|--------|--------|--------|--------|--------|---------------------------|-------------------------|
| CAN H           | CAN L  | CAN H  | CAN L  | CAN H  | CAN L  | OUT +                     | OUT -                   |
| CAN1-H          | CAN1-L | CAN2-H | CAN2-L | CAN3-H | CAN3-L | Alternative blink control | Alt. contr. centr. lock |
| 1               | 2      | 3      | 4      | 5      | 6      | 7                         | 8                       |
| +               | +      | +      | +      | +      | +      | +                         | +                       |

| connector 15 pin   |                        |           |            |                  |              |                     |                       |                    |                     |              |                |                    |          |              |
|--------------------|------------------------|-----------|------------|------------------|--------------|---------------------|-----------------------|--------------------|---------------------|--------------|----------------|--------------------|----------|--------------|
| OUT                | OUT                    | OUT       | OUT        | OUT              | OUT          | OUT                 | OUT                   | OUT                | OUT                 | OUT          | OUT            | OUT                | OUT      | OUT          |
| Driver door sensor | Passengers door sensor | Trunk lid | Hood sense | Original alarm++ | Arming state | Lock factory remote | Unlock factory remote | Any button pressed | Handbrake / Parking | Speed 10kmph | Engine running | Engine speed (RPM) | Ignition | Key inserted |
| 1                  | 2                      | 3         | 4          | 5                | 6            | 7                   | 8                     | 9                  | 10                  | 11           | 12             | 13                 | 14       | 15           |
| +                  | +                      | +         | +          | +                | +            | +                   | +                     | +                  | +                   | +            | +              | +                  | +        | +            |

| connector 10 pin |                           |                     |                    |                     |               |                   |                   |     |          |
|------------------|---------------------------|---------------------|--------------------|---------------------|---------------|-------------------|-------------------|-----|----------|
| OUT              | IN                        | IN                  | IN                 | IN                  | IN            | IN                | IN                | IN  | IN       |
| Footbrake        | Drivers door opening sim. | Turn off the engine | Turn on the engine | Turn signal control | Trunk release | Opening all doors | Closing all doors | GND | PWR +12V |
| 1                | 2                         | 3                   | 4                  | 5                   | 6             | 7                 | 8                 | 9   | 10       |
| +                | +                         | +                   | +                  | +                   | +             | +                 | +                 | +   | +        |

|                              |
|------------------------------|
| Contr. of factory alarm      |
| Contr.c.lock. when ign.is on |
| Comfort closure              |

Attention:

**MITSUBISHI PAJERO**

year: 2012 →

program №: 11178

from: 2017-09-01

| connector 8 pin |        |        |        |        |        |                           |                         |
|-----------------|--------|--------|--------|--------|--------|---------------------------|-------------------------|
| CAN H           | CAN L  | CAN H  | CAN L  | CAN H  | CAN L  | OUT +                     | OUT -                   |
| CAN1-H          | CAN1-L | CAN2-H | CAN2-L | CAN3-H | CAN3-L | Alternative blink control | Alt. contr. centr. lock |
| 1               | 2      | 3      | 4      | 5      | 6      | 7                         | 8                       |
| +               | +      | +      | +      | +      | +      | +                         | +                       |

| connector 15 pin   |                        |           |            |                  |              |                     |                       |                    |                     |              |                |                    |          |              |
|--------------------|------------------------|-----------|------------|------------------|--------------|---------------------|-----------------------|--------------------|---------------------|--------------|----------------|--------------------|----------|--------------|
| OUT                | OUT                    | OUT       | OUT        | OUT              | OUT          | OUT                 | OUT                   | OUT                | OUT                 | OUT          | OUT            | OUT                | OUT      | OUT          |
| Driver door sensor | Passengers door sensor | Trunk lid | Hood sense | Original alarm++ | Arming state | Lock factory remote | Unlock factory remote | Any button pressed | Handbrake / Parking | Speed 10kmph | Engine running | Engine speed (RPM) | Ignition | Key inserted |
| 1                  | 2                      | 3         | 4          | 5                | 6            | 7                   | 8                     | 9                  | 10                  | 11           | 12             | 13                 | 14       | 15           |
| +                  | +                      | +         | +          | +                | +            | +                   | +                     | +                  | +                   | +            | +              | +                  | +        | +            |

| connector 10 pin |                           |                     |                    |                     |               |                   |                   |     |          |
|------------------|---------------------------|---------------------|--------------------|---------------------|---------------|-------------------|-------------------|-----|----------|
| OUT              | IN                        | IN                  | IN                 | IN                  | IN            | IN                | IN                | IN  | IN       |
| Footbrake        | Drivers door opening sim. | Turn off the engine | Turn on the engine | Turn signal control | Trunk release | Opening all doors | Closing all doors | GND | PWR +12V |
| 1                | 2                         | 3                   | 4                  | 5                   | 6             | 7                 | 8                 | 9   | 10       |
| +                | +                         | +                   | +                  | +                   | +             | +                 | +                 | +   | +        |

|                              |
|------------------------------|
| Contr. of factory alarm      |
| Contr.c.lock. when ign.is on |
| Comfort closure              |

Attention:

**MITSUBISHI PAJERO**

year: 2007 →

program №: 11178

from: 2017-09-01

| connector 8 pin |        |        |        |        |        |                           |                         |
|-----------------|--------|--------|--------|--------|--------|---------------------------|-------------------------|
| CAN H           | CAN L  | CAN H  | CAN L  | CAN H  | CAN L  | OUT +                     | OUT -                   |
| CAN1-H          | CAN1-L | CAN2-H | CAN2-L | CAN3-H | CAN3-L | Alternative blink control | Alt. contr. centr. lock |
| 1               | 2      | 3      | 4      | 5      | 6      | 7                         | 8                       |
| +               | +      | +      | +      | +      | +      | +                         | +                       |

| connector 15 pin   |                        |           |            |                  |              |                     |                       |                    |                     |              |                |                    |          |              |
|--------------------|------------------------|-----------|------------|------------------|--------------|---------------------|-----------------------|--------------------|---------------------|--------------|----------------|--------------------|----------|--------------|
| OUT                | OUT                    | OUT       | OUT        | OUT              | OUT          | OUT                 | OUT                   | OUT                | OUT                 | OUT          | OUT            | OUT                | OUT      | OUT          |
| Driver door sensor | Passengers door sensor | Trunk lid | Hood sense | Original alarm++ | Arming state | Lock factory remote | Unlock factory remote | Any button pressed | Handbrake / Parking | Speed 10kmph | Engine running | Engine speed (RPM) | Ignition | Key inserted |
| 1                  | 2                      | 3         | 4          | 5                | 6            | 7                   | 8                     | 9                  | 10                  | 11           | 12             | 13                 | 14       | 15           |
| +                  | +                      | +         | +          | +                | +            | +                   | +                     | +                  | +                   | +            | +              | +                  | +        | +            |

| connector 10 pin |                           |                     |                    |                     |               |                   |                   |     |          |
|------------------|---------------------------|---------------------|--------------------|---------------------|---------------|-------------------|-------------------|-----|----------|
| OUT              | IN                        | IN                  | IN                 | IN                  | IN            | IN                | IN                | IN  | IN       |
| Footbrake        | Drivers door opening sim. | Turn off the engine | Turn on the engine | Turn signal control | Trunk release | Opening all doors | Closing all doors | GND | PWR +12V |
| 1                | 2                         | 3                   | 4                  | 5                   | 6             | 7                 | 8                 | 9   | 10       |
| +                | +                         | +                   | +                  | +                   | +             | +                 | +                 | +   | +        |

|                              |
|------------------------------|
| Contr. of factory alarm      |
| Contr.c.lock. when ign.is on |
| Comfort closure              |

Attention:

Switches



| MITSUBISHI PAJERO SPORT |        |        |        |        |        |                           |                         |       |       | year: 2016 →       |                        |           |            |                  |              |                     |                       |                    |                     | program No: 12161 |                |                    |          |              |           |                           |                     |                    |                     | from: 2024-01-24 |                   |                   |     |          |                         |                              |                 |  |
|-------------------------|--------|--------|--------|--------|--------|---------------------------|-------------------------|-------|-------|--------------------|------------------------|-----------|------------|------------------|--------------|---------------------|-----------------------|--------------------|---------------------|-------------------|----------------|--------------------|----------|--------------|-----------|---------------------------|---------------------|--------------------|---------------------|------------------|-------------------|-------------------|-----|----------|-------------------------|------------------------------|-----------------|--|
| connector 8 pin         |        |        |        |        |        |                           |                         |       |       | connector 15 pin   |                        |           |            |                  |              |                     |                       |                    |                     | connector 10 pin  |                |                    |          |              |           |                           |                     |                    |                     |                  |                   |                   |     |          |                         |                              |                 |  |
| CAN H                   | CAN L  | CAN H  | CAN L  | CAN H  | CAN L  | OUT +                     | OUT -                   | OUT + | OUT - | OUT                | OUT                    | OUT       | OUT        | OUT              | OUT          | OUT                 | OUT                   | OUT                | OUT                 | OUT               | IN             | IN                 | IN       | IN           | IN        | IN                        | IN                  | IN                 | IN                  | IN               | IN                | IN                |     |          |                         |                              |                 |  |
| CAN1-H                  | CAN1-L | CAN2-H | CAN2-L | CAN3-H | CAN3-L | Alternative blink control | Alt. contr. centr. lock |       |       | Driver door sensor | Passengers door sensor | Trunk lid | Hood sense | Original alarm++ | Arming state | Lock factory remote | Unlock factory remote | Any button pressed | Handbrake / Parking | Speed 10kmph      | Engine running | Engine speed (RPM) | Ignition | Key inserted | Footbrake | Drivers door opening sim. | Turn off the engine | Turn on the engine | Turn signal control | Trunk release    | Opening all doors | Closing all doors | GND | PWR +12V | Contr. of factory alarm | Contr.c.lock. when ign.is on | Comfort closure |  |
| 1                       | 2      | 3      | 4      | 5      | 6      | 7                         | 8                       |       |       | 1                  | 2                      | 3         | 4          | 5                | 6            | 7                   | 8                     | 9                  | 10                  | 11                | 12             | 13                 | 14       | 15           | 1         | 2                         | 3                   | 4                  | 5                   | 6                | 7                 | 8                 | 9   | 10       |                         |                              |                 |  |
| +                       | +      | +      | +      | +      | +      | +                         | +                       |       |       | +                  | +                      | +         | +          | +                | +            | +                   | +                     | +                  | +                   | +                 | +              | +                  | +        | +            | +         | +                         | +                   | +                  | +                   | +                | +                 | +                 | +   | +        | +                       |                              |                 |  |

Attention:

| MITSUBISHI PAJERO SPORT |        |        |        |        |        |                           |                         |       |       | year: 2013 →       |                        |           |            |                  |              |                     |                       |                    |                     | program No: 11179 |                |                    |          |              |           |                           |                     |                    |                     | from: 2017-09-01 |                   |                   |     |          |                         |                              |                 |  |  |
|-------------------------|--------|--------|--------|--------|--------|---------------------------|-------------------------|-------|-------|--------------------|------------------------|-----------|------------|------------------|--------------|---------------------|-----------------------|--------------------|---------------------|-------------------|----------------|--------------------|----------|--------------|-----------|---------------------------|---------------------|--------------------|---------------------|------------------|-------------------|-------------------|-----|----------|-------------------------|------------------------------|-----------------|--|--|
| connector 8 pin         |        |        |        |        |        |                           |                         |       |       | connector 15 pin   |                        |           |            |                  |              |                     |                       |                    |                     | connector 10 pin  |                |                    |          |              |           |                           |                     |                    |                     |                  |                   |                   |     |          |                         |                              |                 |  |  |
| CAN H                   | CAN L  | CAN H  | CAN L  | CAN H  | CAN L  | OUT +                     | OUT -                   | OUT + | OUT - | OUT                | OUT                    | OUT       | OUT        | OUT              | OUT          | OUT                 | OUT                   | OUT                | OUT                 | OUT               | IN             | IN                 | IN       | IN           | IN        | IN                        | IN                  | IN                 | IN                  | IN               | IN                | IN                | IN  | IN       | IN                      |                              |                 |  |  |
| CAN1-H                  | CAN1-L | CAN2-H | CAN2-L | CAN3-H | CAN3-L | Alternative blink control | Alt. contr. centr. lock |       |       | Driver door sensor | Passengers door sensor | Trunk lid | Hood sense | Original alarm++ | Arming state | Lock factory remote | Unlock factory remote | Any button pressed | Handbrake / Parking | Speed 10kmph      | Engine running | Engine speed (RPM) | Ignition | Key inserted | Footbrake | Drivers door opening sim. | Turn off the engine | Turn on the engine | Turn signal control | Trunk release    | Opening all doors | Closing all doors | GND | PWR +12V | Contr. of factory alarm | Contr.c.lock. when ign.is on | Comfort closure |  |  |
| 1                       | 2      | 3      | 4      | 5      | 6      | 7                         | 8                       |       |       | 1                  | 2                      | 3         | 4          | 5                | 6            | 7                   | 8                     | 9                  | 10                  | 11                | 12             | 13                 | 14       | 15           | 1         | 2                         | 3                   | 4                  | 5                   | 6                | 7                 | 8                 | 9   | 10       |                         |                              |                 |  |  |
| +                       | +      | +      | +      | +      | +      | +                         | +                       |       |       | +                  | +                      | +         | +          | +                | +            | +                   | +                     | +                  | +                   | +                 | +              | +                  | +        | +            | +         | +                         | +                   | +                  | +                   | +                | +                 | +                 | +   | +        | +                       | +                            |                 |  |  |

Attention:

| MITSUBISHI PAJERO SPORT (RHD) |        |        |        |        |        |                           |                         |       |       | year: 2013 →       |                        |           |            |                  |              |                     |                       |                    |                     | without Keyless System |                |                    |          |              |           |                           |                     |                    |                     | program No: 12548 |                   |                   |     |          |                         |                              |                 |  |  | from: 2018-11-15 |  |  |
|-------------------------------|--------|--------|--------|--------|--------|---------------------------|-------------------------|-------|-------|--------------------|------------------------|-----------|------------|------------------|--------------|---------------------|-----------------------|--------------------|---------------------|------------------------|----------------|--------------------|----------|--------------|-----------|---------------------------|---------------------|--------------------|---------------------|-------------------|-------------------|-------------------|-----|----------|-------------------------|------------------------------|-----------------|--|--|------------------|--|--|
| connector 8 pin               |        |        |        |        |        |                           |                         |       |       | connector 15 pin   |                        |           |            |                  |              |                     |                       |                    |                     | connector 10 pin       |                |                    |          |              |           |                           |                     |                    |                     |                   |                   |                   |     |          |                         |                              |                 |  |  |                  |  |  |
| CAN H                         | CAN L  | CAN H  | CAN L  | CAN H  | CAN L  | OUT +                     | OUT -                   | OUT + | OUT - | OUT                | OUT                    | OUT       | OUT        | OUT              | OUT          | OUT                 | OUT                   | OUT                | OUT                 | OUT                    | IN             | IN                 | IN       | IN           | IN        | IN                        | IN                  | IN                 | IN                  | IN                | IN                | IN                | IN  | IN       | IN                      |                              |                 |  |  |                  |  |  |
| CAN1-H                        | CAN1-L | CAN2-H | CAN2-L | CAN3-H | CAN3-L | Alternative blink control | Alt. contr. centr. lock |       |       | Driver door sensor | Passengers door sensor | Trunk lid | Hood sense | Original alarm++ | Arming state | Lock factory remote | Unlock factory remote | Any button pressed | Handbrake / Parking | Speed 10kmph           | Engine running | Engine speed (RPM) | Ignition | Key inserted | Footbrake | Drivers door opening sim. | Turn off the engine | Turn on the engine | Turn signal control | Trunk release     | Opening all doors | Closing all doors | GND | PWR +12V | Contr. of factory alarm | Contr.c.lock. when ign.is on | Comfort closure |  |  |                  |  |  |
| 1                             | 2      | 3      | 4      | 5      | 6      | 7                         | 8                       |       |       | 1                  | 2                      | 3         | 4          | 5                | 6            | 7                   | 8                     | 9                  | 10                  | 11                     | 12             | 13                 | 14       | 15           | 1         | 2                         | 3                   | 4                  | 5                   | 6                 | 7                 | 8                 | 9   | 10       |                         |                              |                 |  |  |                  |  |  |
| +                             | +      | +      | +      | +      | +      | +                         | +                       |       |       | +                  | +                      | +         | +          | +                | +            | +                   | +                     | +                  | +                   | +                      | +              | +                  | +        | +            | +         | +                         | +                   | +                  | +                   | +                 | +                 | +                 | +   | +        | +                       | +                            | +               |  |  |                  |  |  |

Attention:

| MITSUBISHI PAJERO SPORT |        |        |        |        |        |                           |                         |       |       | year: 2008 →       |                        |           |            |                  |              |                     |                       |                    |                     | program No: 11179 |                |                    |          |              |           |                           |                     |                    |                     | from: 2017-09-01 |                   |                   |     |          |                         |                              |                 |  |  |  |
|-------------------------|--------|--------|--------|--------|--------|---------------------------|-------------------------|-------|-------|--------------------|------------------------|-----------|------------|------------------|--------------|---------------------|-----------------------|--------------------|---------------------|-------------------|----------------|--------------------|----------|--------------|-----------|---------------------------|---------------------|--------------------|---------------------|------------------|-------------------|-------------------|-----|----------|-------------------------|------------------------------|-----------------|--|--|--|
| connector 8 pin         |        |        |        |        |        |                           |                         |       |       | connector 15 pin   |                        |           |            |                  |              |                     |                       |                    |                     | connector 10 pin  |                |                    |          |              |           |                           |                     |                    |                     |                  |                   |                   |     |          |                         |                              |                 |  |  |  |
| CAN H                   | CAN L  | CAN H  | CAN L  | CAN H  | CAN L  | OUT +                     | OUT -                   | OUT + | OUT - | OUT                | OUT                    | OUT       | OUT        | OUT              | OUT          | OUT                 | OUT                   | OUT                | OUT                 | OUT               | IN             | IN                 | IN       | IN           | IN        | IN                        | IN                  | IN                 | IN                  | IN               | IN                | IN                | IN  | IN       | IN                      |                              |                 |  |  |  |
| CAN1-H                  | CAN1-L | CAN2-H | CAN2-L | CAN3-H | CAN3-L | Alternative blink control | Alt. contr. centr. lock |       |       | Driver door sensor | Passengers door sensor | Trunk lid | Hood sense | Original alarm++ | Arming state | Lock factory remote | Unlock factory remote | Any button pressed | Handbrake / Parking | Speed 10kmph      | Engine running | Engine speed (RPM) | Ignition | Key inserted | Footbrake | Drivers door opening sim. | Turn off the engine | Turn on the engine | Turn signal control | Trunk release    | Opening all doors | Closing all doors | GND | PWR +12V | Contr. of factory alarm | Contr.c.lock. when ign.is on | Comfort closure |  |  |  |
| 1                       | 2      | 3      | 4      | 5      | 6      | 7                         | 8                       |       |       | 1                  | 2                      | 3         | 4          | 5                | 6            | 7                   | 8                     | 9                  | 10                  | 11                | 12             | 13                 | 14       | 15           | 1         | 2                         | 3                   | 4                  | 5                   | 6                | 7                 | 8                 | 9   | 10       |                         |                              |                 |  |  |  |
| +                       | +      | +      | +      | +      | +      | +                         | +                       |       |       | +                  | +                      | +         | +          | +                | +            | +                   | +                     | +                  | +                   | +                 | +              | +                  | +        | +            | +         | +                         | +                   | +                  | +                   | +                | +                 | +                 | +   | +        | +                       | +                            | +               |  |  |  |

Attention:

| MITSUBISHI SPACE STAR |        |        |        |        |        |                           |                         |       |       | year: 2014 →       |                        |           |            |                  |              |                     |                       |                    |                     | with and without Keyless System |                |                    |          |              |           |                           |                     |                    |                     | program No: 11618 |                   |                   |     |          |                         |                              |                 |   |  | from: 2024-01-24 |  |  |
|-----------------------|--------|--------|--------|--------|--------|---------------------------|-------------------------|-------|-------|--------------------|------------------------|-----------|------------|------------------|--------------|---------------------|-----------------------|--------------------|---------------------|---------------------------------|----------------|--------------------|----------|--------------|-----------|---------------------------|---------------------|--------------------|---------------------|-------------------|-------------------|-------------------|-----|----------|-------------------------|------------------------------|-----------------|---|--|------------------|--|--|
| connector 8 pin       |        |        |        |        |        |                           |                         |       |       | connector 15 pin   |                        |           |            |                  |              |                     |                       |                    |                     | connector 10 pin                |                |                    |          |              |           |                           |                     |                    |                     |                   |                   |                   |     |          |                         |                              |                 |   |  |                  |  |  |
| CAN H                 | CAN L  | CAN H  | CAN L  | CAN H  | CAN L  | OUT +                     | OUT -                   | OUT + | OUT - | OUT                | OUT                    | OUT       | OUT        | OUT              | OUT          | OUT                 | OUT                   | OUT                | OUT                 | OUT                             | IN             | IN                 | IN       | IN           | IN        | IN                        | IN                  | IN                 | IN                  | IN                | IN                | IN                | IN  | IN       | IN                      |                              |                 |   |  |                  |  |  |
| CAN1-H                | CAN1-L | CAN2-H | CAN2-L | CAN3-H | CAN3-L | Alternative blink control | Alt. contr. centr. lock |       |       | Driver door sensor | Passengers door sensor | Trunk lid | Hood sense | Original alarm++ | Arming state | Lock factory remote | Unlock factory remote | Any button pressed | Handbrake / Parking | Speed 10kmph                    | Engine running | Engine speed (RPM) | Ignition | Key inserted | Footbrake | Drivers door opening sim. | Turn off the engine | Turn on the engine | Turn signal control | Trunk release     | Opening all doors | Closing all doors | GND | PWR +12V | Contr. of factory alarm | Contr.c.lock. when ign.is on | Comfort closure |   |  |                  |  |  |
| 1                     | 2      | 3      | 4      | 5      | 6      | 7                         | 8                       |       |       | 1                  | 2                      | 3         | 4          | 5                | 6            | 7                   | 8                     | 9                  | 10                  | 11                              | 12             | 13                 | 14       | 15           | 1         | 2                         | 3                   | 4                  | 5                   | 6                 | 7                 | 8                 | 9   | 10       |                         |                              |                 |   |  |                  |  |  |
| +                     | +      | +      | +      | +      | +      | +                         | +                       |       |       | +                  | +                      | +         | +          | +                | +            | +                   | +                     | +                  | +                   | +                               | +              | +                  | +        | +            | +         | +                         | +                   | +                  | +                   | +                 | +                 | +                 | +   | +        | +                       | +                            | +               | + |  |                  |  |  |

Attention:



**NIO ET7 (Electric)**

year: 2022 →

with and without Keyless System

program №: 14925

from: 2023-09-28

| connector 8 pin |        |        |        |        |        |
|-----------------|--------|--------|--------|--------|--------|
| CAN H           | CAN L  | CAN H  | CAN L  | CAN H  | CAN L  |
| CAN1-H          | CAN1-L | CAN2-H | CAN2-L | CAN3-H | CAN3-L |
| 1               | 2      | 3      | 4      | 5      | 6      |
| +               | +      | +      | +      | +      | +      |

| connector 15 pin   |                        |           |            |                  |              |                     |                       |                    |                     |              |                |                    |
|--------------------|------------------------|-----------|------------|------------------|--------------|---------------------|-----------------------|--------------------|---------------------|--------------|----------------|--------------------|
| OUT                | OUT                    | OUT       | OUT        | OUT              | OUT          | OUT                 | OUT                   | OUT                | OUT                 | OUT          | OUT            | OUT                |
| Driver door sensor | Passengers door sensor | Trunk lid | Hood sense | Original alarm++ | Arming state | Lock factory remote | Unlock factory remote | Any button pressed | Handbrake / Parking | Speed 10kmph | Engine running | Engine speed (RPM) |
| 1                  | 2                      | 3         | 4          | 5                | 6            | 7                   | 8                     | 9                  | 10                  | 11           | 12             | 13                 |
| +                  | +                      | +         | +          | +                | +            | +                   | +                     | +                  | +                   | +            | +              | +                  |

| connector 10 pin |                           |                     |                    |                     |               |                   |                   |     |
|------------------|---------------------------|---------------------|--------------------|---------------------|---------------|-------------------|-------------------|-----|
| OUT              | IN                        | IN                  | IN                 | IN                  | IN            | IN                | IN                | IN  |
| Footbrake        | Drivers door opening sim. | Turn off the engine | Turn on the engine | Turn signal control | Trunk release | Opening all doors | Closing all doors | GND |
| 1                | 2                         | 3                   | 4                  | 5                   | 6             | 7                 | 8                 | 9   |
| +                | +                         | +                   | +                  | +                   | +             | +                 | +                 | +   |

|   |                              |
|---|------------------------------|
| + | Contr. of factory alarm      |
| + | Contr.c.lock, when ign.is on |
| + | Comfort closure              |

Attention:

Switches: [Icons]

**NISSAN 350Z (Z33)**

year: 2006 →

with and without Keyless System

program №: 11216

from: 2021-09-09

| connector 8 pin |        |        |        |        |        |
|-----------------|--------|--------|--------|--------|--------|
| CAN H           | CAN L  | CAN H  | CAN L  | CAN H  | CAN L  |
| CAN1-H          | CAN1-L | CAN2-H | CAN2-L | CAN3-H | CAN3-L |
| 1               | 2      | 3      | 4      | 5      | 6      |
| +               | +      | +      | +      | +      | +      |

| connector 15 pin   |                        |           |            |                  |              |                     |                       |                    |                     |              |                |                    |
|--------------------|------------------------|-----------|------------|------------------|--------------|---------------------|-----------------------|--------------------|---------------------|--------------|----------------|--------------------|
| OUT                | OUT                    | OUT       | OUT        | OUT              | OUT          | OUT                 | OUT                   | OUT                | OUT                 | OUT          | OUT            | OUT                |
| Driver door sensor | Passengers door sensor | Trunk lid | Hood sense | Original alarm++ | Arming state | Lock factory remote | Unlock factory remote | Any button pressed | Handbrake / Parking | Speed 10kmph | Engine running | Engine speed (RPM) |
| 1                  | 2                      | 3         | 4          | 5                | 6            | 7                   | 8                     | 9                  | 10                  | 11           | 12             | 13                 |
| +                  | +                      | +         | +          | +                | +            | +                   | +                     | +                  | +                   | +            | +              | +                  |

| connector 10 pin |                           |                     |                    |                     |               |                   |                   |     |
|------------------|---------------------------|---------------------|--------------------|---------------------|---------------|-------------------|-------------------|-----|
| OUT              | IN                        | IN                  | IN                 | IN                  | IN            | IN                | IN                | IN  |
| Footbrake        | Drivers door opening sim. | Turn off the engine | Turn on the engine | Turn signal control | Trunk release | Opening all doors | Closing all doors | GND |
| 1                | 2                         | 3                   | 4                  | 5                   | 6             | 7                 | 8                 | 9   |
| +                | +                         | +                   | +                  | +                   | +             | +                 | +                 | +   |

|   |                              |
|---|------------------------------|
| + | Contr. of factory alarm      |
| + | Contr.c.lock, when ign.is on |
| + | Comfort closure              |

Attention:

Switches: [Icons]

**NISSAN 350Z (Z33)**

year: 2004 →

with and without Keyless System

program №: 11728

from: 2017-09-01

| connector 8 pin |        |        |        |        |        |
|-----------------|--------|--------|--------|--------|--------|
| CAN H           | CAN L  | CAN H  | CAN L  | CAN H  | CAN L  |
| CAN1-H          | CAN1-L | CAN2-H | CAN2-L | CAN3-H | CAN3-L |
| 1               | 2      | 3      | 4      | 5      | 6      |
| +               | +      | +      | +      | +      | +      |

| connector 15 pin   |                        |           |            |                  |              |                     |                       |                    |                     |              |                |                    |
|--------------------|------------------------|-----------|------------|------------------|--------------|---------------------|-----------------------|--------------------|---------------------|--------------|----------------|--------------------|
| OUT                | OUT                    | OUT       | OUT        | OUT              | OUT          | OUT                 | OUT                   | OUT                | OUT                 | OUT          | OUT            | OUT                |
| Driver door sensor | Passengers door sensor | Trunk lid | Hood sense | Original alarm++ | Arming state | Lock factory remote | Unlock factory remote | Any button pressed | Handbrake / Parking | Speed 10kmph | Engine running | Engine speed (RPM) |
| 1                  | 2                      | 3         | 4          | 5                | 6            | 7                   | 8                     | 9                  | 10                  | 11           | 12             | 13                 |
| +                  | +                      | +         | +          | +                | +            | +                   | +                     | +                  | +                   | +            | +              | +                  |

| connector 10 pin |                           |                     |                    |                     |               |                   |                   |     |
|------------------|---------------------------|---------------------|--------------------|---------------------|---------------|-------------------|-------------------|-----|
| OUT              | IN                        | IN                  | IN                 | IN                  | IN            | IN                | IN                | IN  |
| Footbrake        | Drivers door opening sim. | Turn off the engine | Turn on the engine | Turn signal control | Trunk release | Opening all doors | Closing all doors | GND |
| 1                | 2                         | 3                   | 4                  | 5                   | 6             | 7                 | 8                 | 9   |
| +                | +                         | +                   | +                  | +                   | +             | +                 | +                 | +   |

|   |                              |
|---|------------------------------|
| + | Contr. of factory alarm      |
| + | Contr.c.lock, when ign.is on |
| + | Comfort closure              |

Attention:

Switches: [Icons]

**NISSAN 370Z NISMO (Z34)**

year: 2014 →

with and without Keyless System

program №: 14318

from: 2022-08-16

| connector 8 pin |        |        |        |        |        |
|-----------------|--------|--------|--------|--------|--------|
| CAN H           | CAN L  | CAN H  | CAN L  | CAN H  | CAN L  |
| CAN1-H          | CAN1-L | CAN2-H | CAN2-L | CAN3-H | CAN3-L |
| 1               | 2      | 3      | 4      | 5      | 6      |
| +               | +      | +      | +      | +      | +      |

| connector 15 pin   |                        |           |            |                  |              |                     |                       |                    |                     |              |                |                    |
|--------------------|------------------------|-----------|------------|------------------|--------------|---------------------|-----------------------|--------------------|---------------------|--------------|----------------|--------------------|
| OUT                | OUT                    | OUT       | OUT        | OUT              | OUT          | OUT                 | OUT                   | OUT                | OUT                 | OUT          | OUT            | OUT                |
| Driver door sensor | Passengers door sensor | Trunk lid | Hood sense | Original alarm++ | Arming state | Lock factory remote | Unlock factory remote | Any button pressed | Handbrake / Parking | Speed 10kmph | Engine running | Engine speed (RPM) |
| 1                  | 2                      | 3         | 4          | 5                | 6            | 7                   | 8                     | 9                  | 10                  | 11           | 12             | 13                 |
| +                  | +                      | +         | +          | +                | +            | +                   | +                     | +                  | +                   | +            | +              | +                  |

| connector 10 pin |                           |                     |                    |                     |               |                   |                   |     |
|------------------|---------------------------|---------------------|--------------------|---------------------|---------------|-------------------|-------------------|-----|
| OUT              | IN                        | IN                  | IN                 | IN                  | IN            | IN                | IN                | IN  |
| Footbrake        | Drivers door opening sim. | Turn off the engine | Turn on the engine | Turn signal control | Trunk release | Opening all doors | Closing all doors | GND |
| 1                | 2                         | 3                   | 4                  | 5                   | 6             | 7                 | 8                 | 9   |
| +                | +                         | +                   | +                  | +                   | +             | +                 | +                 | +   |

|   |                              |
|---|------------------------------|
| + | Contr. of factory alarm      |
| + | Contr.c.lock, when ign.is on |
| + | Comfort closure              |

Attention:

Switches: [Icons]

**NISSAN ALTIMA (L32)**

year: 2007 →

with and without Keyless System

program №: 11216

from: 2021-09-09

| connector 8 pin |        |        |        |        |        |
|-----------------|--------|--------|--------|--------|--------|
| CAN H           | CAN L  | CAN H  | CAN L  | CAN H  | CAN L  |
| CAN1-H          | CAN1-L | CAN2-H | CAN2-L | CAN3-H | CAN3-L |
| 1               | 2      | 3      | 4      | 5      | 6      |
| +               | +      | +      | +      | +      | +      |

| connector 15 pin   |                        |           |            |                  |              |                     |                       |                    |                     |              |                |                    |
|--------------------|------------------------|-----------|------------|------------------|--------------|---------------------|-----------------------|--------------------|---------------------|--------------|----------------|--------------------|
| OUT                | OUT                    | OUT       | OUT        | OUT              | OUT          | OUT                 | OUT                   | OUT                | OUT                 | OUT          | OUT            | OUT                |
| Driver door sensor | Passengers door sensor | Trunk lid | Hood sense | Original alarm++ | Arming state | Lock factory remote | Unlock factory remote | Any button pressed | Handbrake / Parking | Speed 10kmph | Engine running | Engine speed (RPM) |
| 1                  | 2                      | 3         | 4          | 5                | 6            | 7                   | 8                     | 9                  | 10                  | 11           | 12             | 13                 |
| +                  | +                      | +         | +          | +                | +            | +                   | +                     | +                  | +                   | +            | +              | +                  |

| connector 10 pin |                           |                     |                    |                     |               |                   |                   |     |
|------------------|---------------------------|---------------------|--------------------|---------------------|---------------|-------------------|-------------------|-----|
| OUT              | IN                        | IN                  | IN                 | IN                  | IN            | IN                | IN                | IN  |
| Footbrake        | Drivers door opening sim. | Turn off the engine | Turn on the engine | Turn signal control | Trunk release | Opening all doors | Closing all doors | GND |
| 1                | 2                         | 3                   | 4                  | 5                   | 6             | 7                 | 8                 | 9   |
| +                | +                         | +                   | +                  | +                   | +             | +                 | +                 | +   |

|   |                              |
|---|------------------------------|
| + | Contr. of factory alarm      |
| + | Contr.c.lock, when ign.is on |
| + | Comfort closure              |

Attention:

Switches: [Icons]

| NISSAN ARIYA (Electric) |        |        |        |        |        |       |       |                           |                         | year: 2022 →       |                        |           |            |                  |              |                     |                       |                    |                     | with and without Keyless System |                |                    |          |              |           |                           |                     |                    |                     | program No: 14365 |                   |                   |     |          |                         |                              |                 |     |     | from: 2024-01-03 |  |  |  |  |  |  |  |  |  |  |  |  |  |  |
|-------------------------|--------|--------|--------|--------|--------|-------|-------|---------------------------|-------------------------|--------------------|------------------------|-----------|------------|------------------|--------------|---------------------|-----------------------|--------------------|---------------------|---------------------------------|----------------|--------------------|----------|--------------|-----------|---------------------------|---------------------|--------------------|---------------------|-------------------|-------------------|-------------------|-----|----------|-------------------------|------------------------------|-----------------|-----|-----|------------------|--|--|--|--|--|--|--|--|--|--|--|--|--|--|
| connector 8 pin         |        |        |        |        |        |       |       |                           |                         | connector 15 pin   |                        |           |            |                  |              |                     |                       |                    |                     | connector 10 pin                |                |                    |          |              |           |                           |                     |                    |                     |                   |                   |                   |     |          |                         |                              |                 |     |     |                  |  |  |  |  |  |  |  |  |  |  |  |  |  |  |
| CAN H                   | CAN L  | CAN H  | CAN L  | CAN H  | CAN L  | CAN H | CAN L | OUT +                     | OUT -                   | OUT                | OUT                    | OUT       | OUT        | OUT              | OUT          | OUT                 | OUT                   | OUT                | OUT                 | OUT                             | IN             | IN                 | IN       | IN           | IN        | IN                        | IN                  | IN                 | IN                  | OUT               | OUT               | OUT               | OUT | OUT      | OUT                     | OUT                          | OUT             | OUT | OUT |                  |  |  |  |  |  |  |  |  |  |  |  |  |  |  |
| CAN1-H                  | CAN1-L | CAN2-H | CAN2-L | CAN3-H | CAN3-L |       |       | Alternative blink control | Alt. contr. centr. lock | Driver door sensor | Passengers door sensor | Trunk lid | Hood sense | Original alarm++ | Arming state | Lock factory remote | Unlock factory remote | Any button pressed | Handbrake / Parking | Speed 10kmph                    | Engine running | Engine speed (RPM) | Ignition | Key inserted | Footbrake | Drivers door opening sim. | Turn off the engine | Turn on the engine | Turn signal control | Trunk release     | Opening all doors | Closing all doors | GND | PWR +12V | Contr. of factory alarm | Contr.c.lock. when ign.is on | Comfort closure |     |     |                  |  |  |  |  |  |  |  |  |  |  |  |  |  |  |
| 1                       | 2      | 3      | 4      | 5      | 6      | 7     | 8     |                           |                         | 1                  | 2                      | 3         | 4          | 5                | 6            | 7                   | 8                     | 9                  | 10                  | 11                              | 12             | 13                 | 14       | 15           | 1         | 2                         | 3                   | 4                  | 5                   | 6                 | 7                 | 8                 | 9   | 10       |                         |                              |                 |     |     |                  |  |  |  |  |  |  |  |  |  |  |  |  |  |  |

Attention:

Switches

| NISSAN CUBE (Z12) |        |        |        |        |        |       |       |                           |                         | year: 2010 →       |                        |           |            |                  |              |                     |                       |                    |                     | with and without Keyless System |                |                    |          |              |           |                           |                     |                    |                     | program No: 11259 |                   |                   |     |          |                         |                              |                 |     |     | from: 2021-09-09 |  |  |  |  |  |  |  |  |  |  |  |  |  |  |
|-------------------|--------|--------|--------|--------|--------|-------|-------|---------------------------|-------------------------|--------------------|------------------------|-----------|------------|------------------|--------------|---------------------|-----------------------|--------------------|---------------------|---------------------------------|----------------|--------------------|----------|--------------|-----------|---------------------------|---------------------|--------------------|---------------------|-------------------|-------------------|-------------------|-----|----------|-------------------------|------------------------------|-----------------|-----|-----|------------------|--|--|--|--|--|--|--|--|--|--|--|--|--|--|
| connector 8 pin   |        |        |        |        |        |       |       |                           |                         | connector 15 pin   |                        |           |            |                  |              |                     |                       |                    |                     | connector 10 pin                |                |                    |          |              |           |                           |                     |                    |                     |                   |                   |                   |     |          |                         |                              |                 |     |     |                  |  |  |  |  |  |  |  |  |  |  |  |  |  |  |
| CAN H             | CAN L  | CAN H  | CAN L  | CAN H  | CAN L  | CAN H | CAN L | OUT +                     | OUT -                   | OUT                | OUT                    | OUT       | OUT        | OUT              | OUT          | OUT                 | OUT                   | OUT                | OUT                 | OUT                             | IN             | IN                 | IN       | IN           | IN        | IN                        | IN                  | IN                 | IN                  | OUT               | OUT               | OUT               | OUT | OUT      | OUT                     | OUT                          | OUT             | OUT | OUT |                  |  |  |  |  |  |  |  |  |  |  |  |  |  |  |
| CAN1-H            | CAN1-L | CAN2-H | CAN2-L | CAN3-H | CAN3-L |       |       | Alternative blink control | Alt. contr. centr. lock | Driver door sensor | Passengers door sensor | Trunk lid | Hood sense | Original alarm++ | Arming state | Lock factory remote | Unlock factory remote | Any button pressed | Handbrake / Parking | Speed 10kmph                    | Engine running | Engine speed (RPM) | Ignition | Key inserted | Footbrake | Drivers door opening sim. | Turn off the engine | Turn on the engine | Turn signal control | Trunk release     | Opening all doors | Closing all doors | GND | PWR +12V | Contr. of factory alarm | Contr.c.lock. when ign.is on | Comfort closure |     |     |                  |  |  |  |  |  |  |  |  |  |  |  |  |  |  |
| 1                 | 2      | 3      | 4      | 5      | 6      | 7     | 8     |                           |                         | 1                  | 2                      | 3         | 4          | 5                | 6            | 7                   | 8                     | 9                  | 10                  | 11                              | 12             | 13                 | 14       | 15           | 1         | 2                         | 3                   | 4                  | 5                   | 6                 | 7                 | 8                 | 9   | 10       |                         |                              |                 |     |     |                  |  |  |  |  |  |  |  |  |  |  |  |  |  |  |

Attention:

Switches

| NISSAN e-NV200 (Electric) |        |        |        |        |        |       |       |                           |                         | year: 2018 →       |                        |           |            |                  |              |                     |                       |                    |                     | with and without Keyless System |                |                    |          |              |           |                           |                     |                    |                     | program No: 12983 |                   |                   |     |          |                         |                              |                 |     |     | from: 2022-11-14 |  |  |  |  |  |  |  |  |  |  |  |  |  |  |
|---------------------------|--------|--------|--------|--------|--------|-------|-------|---------------------------|-------------------------|--------------------|------------------------|-----------|------------|------------------|--------------|---------------------|-----------------------|--------------------|---------------------|---------------------------------|----------------|--------------------|----------|--------------|-----------|---------------------------|---------------------|--------------------|---------------------|-------------------|-------------------|-------------------|-----|----------|-------------------------|------------------------------|-----------------|-----|-----|------------------|--|--|--|--|--|--|--|--|--|--|--|--|--|--|
| connector 8 pin           |        |        |        |        |        |       |       |                           |                         | connector 15 pin   |                        |           |            |                  |              |                     |                       |                    |                     | connector 10 pin                |                |                    |          |              |           |                           |                     |                    |                     |                   |                   |                   |     |          |                         |                              |                 |     |     |                  |  |  |  |  |  |  |  |  |  |  |  |  |  |  |
| CAN H                     | CAN L  | CAN H  | CAN L  | CAN H  | CAN L  | CAN H | CAN L | OUT +                     | OUT -                   | OUT                | OUT                    | OUT       | OUT        | OUT              | OUT          | OUT                 | OUT                   | OUT                | OUT                 | OUT                             | IN             | IN                 | IN       | IN           | IN        | IN                        | IN                  | IN                 | IN                  | OUT               | OUT               | OUT               | OUT | OUT      | OUT                     | OUT                          | OUT             | OUT | OUT |                  |  |  |  |  |  |  |  |  |  |  |  |  |  |  |
| CAN1-H                    | CAN1-L | CAN2-H | CAN2-L | CAN3-H | CAN3-L |       |       | Alternative blink control | Alt. contr. centr. lock | Driver door sensor | Passengers door sensor | Trunk lid | Hood sense | Original alarm++ | Arming state | Lock factory remote | Unlock factory remote | Any button pressed | Handbrake / Parking | Speed 10kmph                    | Engine running | Engine speed (RPM) | Ignition | Key inserted | Footbrake | Drivers door opening sim. | Turn off the engine | Turn on the engine | Turn signal control | Trunk release     | Opening all doors | Closing all doors | GND | PWR +12V | Contr. of factory alarm | Contr.c.lock. when ign.is on | Comfort closure |     |     |                  |  |  |  |  |  |  |  |  |  |  |  |  |  |  |
| 1                         | 2      | 3      | 4      | 5      | 6      | 7     | 8     |                           |                         | 1                  | 2                      | 3         | 4          | 5                | 6            | 7                   | 8                     | 9                  | 10                  | 11                              | 12             | 13                 | 14       | 15           | 1         | 2                         | 3                   | 4                  | 5                   | 6                 | 7                 | 8                 | 9   | 10       |                         |                              |                 |     |     |                  |  |  |  |  |  |  |  |  |  |  |  |  |  |  |

Attention:

Switches

| NISSAN EVALIA (M20) (RHD) |        |        |        |        |        |       |       |                           |                         | year: 2012 →       |                        |           |            |                  |              |                     |                       |                    |                     | without Keyless System |                |                    |          |              |           |                           |                     |                    |                     | program No: 12549 |                   |                   |     |          |                         |                              |                 |     |     | from: 2018-11-15 |  |  |  |  |  |  |  |  |  |  |  |  |  |  |
|---------------------------|--------|--------|--------|--------|--------|-------|-------|---------------------------|-------------------------|--------------------|------------------------|-----------|------------|------------------|--------------|---------------------|-----------------------|--------------------|---------------------|------------------------|----------------|--------------------|----------|--------------|-----------|---------------------------|---------------------|--------------------|---------------------|-------------------|-------------------|-------------------|-----|----------|-------------------------|------------------------------|-----------------|-----|-----|------------------|--|--|--|--|--|--|--|--|--|--|--|--|--|--|
| connector 8 pin           |        |        |        |        |        |       |       |                           |                         | connector 15 pin   |                        |           |            |                  |              |                     |                       |                    |                     | connector 10 pin       |                |                    |          |              |           |                           |                     |                    |                     |                   |                   |                   |     |          |                         |                              |                 |     |     |                  |  |  |  |  |  |  |  |  |  |  |  |  |  |  |
| CAN H                     | CAN L  | CAN H  | CAN L  | CAN H  | CAN L  | CAN H | CAN L | OUT +                     | OUT -                   | OUT                | OUT                    | OUT       | OUT        | OUT              | OUT          | OUT                 | OUT                   | OUT                | OUT                 | OUT                    | IN             | IN                 | IN       | IN           | IN        | IN                        | IN                  | IN                 | IN                  | OUT               | OUT               | OUT               | OUT | OUT      | OUT                     | OUT                          | OUT             | OUT | OUT |                  |  |  |  |  |  |  |  |  |  |  |  |  |  |  |
| CAN1-H                    | CAN1-L | CAN2-H | CAN2-L | CAN3-H | CAN3-L |       |       | Alternative blink control | Alt. contr. centr. lock | Driver door sensor | Passengers door sensor | Trunk lid | Hood sense | Original alarm++ | Arming state | Lock factory remote | Unlock factory remote | Any button pressed | Handbrake / Parking | Speed 10kmph           | Engine running | Engine speed (RPM) | Ignition | Key inserted | Footbrake | Drivers door opening sim. | Turn off the engine | Turn on the engine | Turn signal control | Trunk release     | Opening all doors | Closing all doors | GND | PWR +12V | Contr. of factory alarm | Contr.c.lock. when ign.is on | Comfort closure |     |     |                  |  |  |  |  |  |  |  |  |  |  |  |  |  |  |
| 1                         | 2      | 3      | 4      | 5      | 6      | 7     | 8     |                           |                         | 1                  | 2                      | 3         | 4          | 5                | 6            | 7                   | 8                     | 9                  | 10                  | 11                     | 12             | 13                 | 14       | 15           | 1         | 2                         | 3                   | 4                  | 5                   | 6                 | 7                 | 8                 | 9   | 10       |                         |                              |                 |     |     |                  |  |  |  |  |  |  |  |  |  |  |  |  |  |  |

Attention:

Switches

| NISSAN FRONTIER (D23) |        |        |        |        |        |       |       |                           |                         | year: 2020 →       |                        |           |            |                  |              |                     |                       |                    |                     | without Keyless System |                |                    |          |              |           |                           |                     |                    |                     | program No: 13983 |                   |                   |     |          |                         |                              |                 |     |     | from: 2021-12-20 |  |  |  |  |  |  |  |  |  |  |  |  |  |  |
|-----------------------|--------|--------|--------|--------|--------|-------|-------|---------------------------|-------------------------|--------------------|------------------------|-----------|------------|------------------|--------------|---------------------|-----------------------|--------------------|---------------------|------------------------|----------------|--------------------|----------|--------------|-----------|---------------------------|---------------------|--------------------|---------------------|-------------------|-------------------|-------------------|-----|----------|-------------------------|------------------------------|-----------------|-----|-----|------------------|--|--|--|--|--|--|--|--|--|--|--|--|--|--|
| connector 8 pin       |        |        |        |        |        |       |       |                           |                         | connector 15 pin   |                        |           |            |                  |              |                     |                       |                    |                     | connector 10 pin       |                |                    |          |              |           |                           |                     |                    |                     |                   |                   |                   |     |          |                         |                              |                 |     |     |                  |  |  |  |  |  |  |  |  |  |  |  |  |  |  |
| CAN H                 | CAN L  | CAN H  | CAN L  | CAN H  | CAN L  | CAN H | CAN L | OUT +                     | OUT -                   | OUT                | OUT                    | OUT       | OUT        | OUT              | OUT          | OUT                 | OUT                   | OUT                | OUT                 | OUT                    | IN             | IN                 | IN       | IN           | IN        | IN                        | IN                  | IN                 | IN                  | OUT               | OUT               | OUT               | OUT | OUT      | OUT                     | OUT                          | OUT             | OUT | OUT |                  |  |  |  |  |  |  |  |  |  |  |  |  |  |  |
| CAN1-H                | CAN1-L | CAN2-H | CAN2-L | CAN3-H | CAN3-L |       |       | Alternative blink control | Alt. contr. centr. lock | Driver door sensor | Passengers door sensor | Trunk lid | Hood sense | Original alarm++ | Arming state | Lock factory remote | Unlock factory remote | Any button pressed | Handbrake / Parking | Speed 10kmph           | Engine running | Engine speed (RPM) | Ignition | Key inserted | Footbrake | Drivers door opening sim. | Turn off the engine | Turn on the engine | Turn signal control | Trunk release     | Opening all doors | Closing all doors | GND | PWR +12V | Contr. of factory alarm | Contr.c.lock. when ign.is on | Comfort closure |     |     |                  |  |  |  |  |  |  |  |  |  |  |  |  |  |  |
| 1                     | 2      | 3      | 4      | 5      | 6      | 7     | 8     |                           |                         | 1                  | 2                      | 3         | 4          | 5                | 6            | 7                   | 8                     | 9                  | 10                  | 11                     | 12             | 13                 | 14       | 15           | 1         | 2                         | 3                   | 4                  | 5                   | 6                 | 7                 | 8                 | 9   | 10       |                         |                              |                 |     |     |                  |  |  |  |  |  |  |  |  |  |  |  |  |  |  |

Attention:

Switches



| NISSAN JUKE (F16) (Keyless) |        |        |        |        |        |       |       |                           |                         | year: 2020 → with Keyless System |                        |           |            |                  |              |                     |                       |                    |                     | program No: 13428 |                |                    |          |              |           |                           |                     |                    |                     | from: 2024-01-03 |                   |                   |     |          |                         |                              |                 |     |     |  |  |  |  |  |   |   |   |   |   |   |   |   |   |   |   |   |   |   |   |   |   |   |   |   |   |   |   |   |   |   |   |   |   |   |
|-----------------------------|--------|--------|--------|--------|--------|-------|-------|---------------------------|-------------------------|----------------------------------|------------------------|-----------|------------|------------------|--------------|---------------------|-----------------------|--------------------|---------------------|-------------------|----------------|--------------------|----------|--------------|-----------|---------------------------|---------------------|--------------------|---------------------|------------------|-------------------|-------------------|-----|----------|-------------------------|------------------------------|-----------------|-----|-----|--|--|--|--|--|---|---|---|---|---|---|---|---|---|---|---|---|---|---|---|---|---|---|---|---|---|---|---|---|---|---|---|---|---|---|
| connector 8 pin             |        |        |        |        |        |       |       |                           |                         | connector 15 pin                 |                        |           |            |                  |              |                     |                       |                    |                     | connector 10 pin  |                |                    |          |              |           |                           |                     |                    |                     |                  |                   |                   |     |          |                         |                              |                 |     |     |  |  |  |  |  |   |   |   |   |   |   |   |   |   |   |   |   |   |   |   |   |   |   |   |   |   |   |   |   |   |   |   |   |   |   |
| CAN H                       | CAN L  | CAN H  | CAN L  | CAN H  | CAN L  | CAN H | CAN L | OUT +                     | OUT -                   | OUT                              | OUT                    | OUT       | OUT        | OUT              | OUT          | OUT                 | OUT                   | OUT                | OUT                 | OUT               | IN             | IN                 | IN       | IN           | IN        | IN                        | IN                  | IN                 | IN                  | OUT              | OUT               | OUT               | OUT | OUT      | OUT                     | OUT                          | OUT             | OUT | OUT |  |  |  |  |  |   |   |   |   |   |   |   |   |   |   |   |   |   |   |   |   |   |   |   |   |   |   |   |   |   |   |   |   |   |   |
| CAN1-H                      | CAN1-L | CAN2-H | CAN2-L | CAN3-H | CAN3-L |       |       | Alternative blink control | Alt. contr. centr. lock | Driver door sensor               | Passengers door sensor | Trunk lid | Hood sense | Original alarm++ | Arming state | Lock factory remote | Unlock factory remote | Any button pressed | Handbrake / Parking | Speed 10kmph      | Engine running | Engine speed (RPM) | Ignition | Key inserted | Footbrake | Drivers door opening sim. | Turn off the engine | Turn on the engine | Turn signal control | Trunk release    | Opening all doors | Closing all doors | GND | PWR +12V | Contr. of factory alarm | Contr.c.lock, when ign.is on | Comfort closure |     |     |  |  |  |  |  |   |   |   |   |   |   |   |   |   |   |   |   |   |   |   |   |   |   |   |   |   |   |   |   |   |   |   |   |   |   |
| 1                           | 2      | 3      | 4      | 5      | 6      | 7     | 8     |                           |                         | 1                                | 2                      | 3         | 4          | 5                | 6            | 7                   | 8                     | 9                  | 10                  | 11                | 12             | 13                 | 14       | 15           | 1         | 2                         | 3                   | 4                  | 5                   | 6                | 7                 | 8                 | 9   | 10       |                         |                              |                 |     |     |  |  |  |  |  | + | + | + | + | + | + | + | + | + | + | + | + | + | + | + | + | + | + | + | + | + | + | + | + | + | + | + | + | + | + |

Attention:

| NISSAN JUKE (F16) (Hybrid) (Keyless) |        |        |        |        |        |       |       |                           |                         | year: 2020 → with Keyless System |                        |           |            |                  |              |                     |                       |                    |                     | program No: 14395 |                |                    |          |              |           |                           |                     |                    |                     | from: 2024-01-03 |                   |                   |     |          |                         |                              |                 |     |     |  |  |  |  |  |   |   |   |   |   |   |   |   |   |   |   |   |   |   |   |   |   |   |   |   |   |   |   |   |   |   |   |   |   |   |
|--------------------------------------|--------|--------|--------|--------|--------|-------|-------|---------------------------|-------------------------|----------------------------------|------------------------|-----------|------------|------------------|--------------|---------------------|-----------------------|--------------------|---------------------|-------------------|----------------|--------------------|----------|--------------|-----------|---------------------------|---------------------|--------------------|---------------------|------------------|-------------------|-------------------|-----|----------|-------------------------|------------------------------|-----------------|-----|-----|--|--|--|--|--|---|---|---|---|---|---|---|---|---|---|---|---|---|---|---|---|---|---|---|---|---|---|---|---|---|---|---|---|---|---|
| connector 8 pin                      |        |        |        |        |        |       |       |                           |                         | connector 15 pin                 |                        |           |            |                  |              |                     |                       |                    |                     | connector 10 pin  |                |                    |          |              |           |                           |                     |                    |                     |                  |                   |                   |     |          |                         |                              |                 |     |     |  |  |  |  |  |   |   |   |   |   |   |   |   |   |   |   |   |   |   |   |   |   |   |   |   |   |   |   |   |   |   |   |   |   |   |
| CAN H                                | CAN L  | CAN H  | CAN L  | CAN H  | CAN L  | CAN H | CAN L | OUT +                     | OUT -                   | OUT                              | OUT                    | OUT       | OUT        | OUT              | OUT          | OUT                 | OUT                   | OUT                | OUT                 | OUT               | IN             | IN                 | IN       | IN           | IN        | IN                        | IN                  | IN                 | IN                  | OUT              | OUT               | OUT               | OUT | OUT      | OUT                     | OUT                          | OUT             | OUT | OUT |  |  |  |  |  |   |   |   |   |   |   |   |   |   |   |   |   |   |   |   |   |   |   |   |   |   |   |   |   |   |   |   |   |   |   |
| CAN1-H                               | CAN1-L | CAN2-H | CAN2-L | CAN3-H | CAN3-L |       |       | Alternative blink control | Alt. contr. centr. lock | Driver door sensor               | Passengers door sensor | Trunk lid | Hood sense | Original alarm++ | Arming state | Lock factory remote | Unlock factory remote | Any button pressed | Handbrake / Parking | Speed 10kmph      | Engine running | Engine speed (RPM) | Ignition | Key inserted | Footbrake | Drivers door opening sim. | Turn off the engine | Turn on the engine | Turn signal control | Trunk release    | Opening all doors | Closing all doors | GND | PWR +12V | Contr. of factory alarm | Contr.c.lock, when ign.is on | Comfort closure |     |     |  |  |  |  |  |   |   |   |   |   |   |   |   |   |   |   |   |   |   |   |   |   |   |   |   |   |   |   |   |   |   |   |   |   |   |
| 1                                    | 2      | 3      | 4      | 5      | 6      | 7     | 8     |                           |                         | 1                                | 2                      | 3         | 4          | 5                | 6            | 7                   | 8                     | 9                  | 10                  | 11                | 12             | 13                 | 14       | 15           | 1         | 2                         | 3                   | 4                  | 5                   | 6                | 7                 | 8                 | 9   | 10       |                         |                              |                 |     |     |  |  |  |  |  | + | + | + | + | + | + | + | + | + | + | + | + | + | + | + | + | + | + | + | + | + | + | + | + | + | + | + | + | + | + |

Attention:

| NISSAN JUKE (F15) |        |        |        |        |        |       |       |                           |                         | year: 2018 → without Keyless System |                        |           |            |                  |              |                     |                       |                    |                     | program No: 12543 |                |                    |          |              |           |                           |                     |                    |                     | from: 2024-01-03 |                   |                   |     |          |                         |                              |                 |     |     |  |  |  |  |  |   |   |   |   |   |   |   |   |   |   |   |   |   |   |   |   |   |   |   |   |   |   |   |   |   |   |   |   |   |   |
|-------------------|--------|--------|--------|--------|--------|-------|-------|---------------------------|-------------------------|-------------------------------------|------------------------|-----------|------------|------------------|--------------|---------------------|-----------------------|--------------------|---------------------|-------------------|----------------|--------------------|----------|--------------|-----------|---------------------------|---------------------|--------------------|---------------------|------------------|-------------------|-------------------|-----|----------|-------------------------|------------------------------|-----------------|-----|-----|--|--|--|--|--|---|---|---|---|---|---|---|---|---|---|---|---|---|---|---|---|---|---|---|---|---|---|---|---|---|---|---|---|---|---|
| connector 8 pin   |        |        |        |        |        |       |       |                           |                         | connector 15 pin                    |                        |           |            |                  |              |                     |                       |                    |                     | connector 10 pin  |                |                    |          |              |           |                           |                     |                    |                     |                  |                   |                   |     |          |                         |                              |                 |     |     |  |  |  |  |  |   |   |   |   |   |   |   |   |   |   |   |   |   |   |   |   |   |   |   |   |   |   |   |   |   |   |   |   |   |   |
| CAN H             | CAN L  | CAN H  | CAN L  | CAN H  | CAN L  | CAN H | CAN L | OUT +                     | OUT -                   | OUT                                 | OUT                    | OUT       | OUT        | OUT              | OUT          | OUT                 | OUT                   | OUT                | OUT                 | OUT               | IN             | IN                 | IN       | IN           | IN        | IN                        | IN                  | IN                 | IN                  | OUT              | OUT               | OUT               | OUT | OUT      | OUT                     | OUT                          | OUT             | OUT | OUT |  |  |  |  |  |   |   |   |   |   |   |   |   |   |   |   |   |   |   |   |   |   |   |   |   |   |   |   |   |   |   |   |   |   |   |
| CAN1-H            | CAN1-L | CAN2-H | CAN2-L | CAN3-H | CAN3-L |       |       | Alternative blink control | Alt. contr. centr. lock | Driver door sensor                  | Passengers door sensor | Trunk lid | Hood sense | Original alarm++ | Arming state | Lock factory remote | Unlock factory remote | Any button pressed | Handbrake / Parking | Speed 10kmph      | Engine running | Engine speed (RPM) | Ignition | Key inserted | Footbrake | Drivers door opening sim. | Turn off the engine | Turn on the engine | Turn signal control | Trunk release    | Opening all doors | Closing all doors | GND | PWR +12V | Contr. of factory alarm | Contr.c.lock, when ign.is on | Comfort closure |     |     |  |  |  |  |  |   |   |   |   |   |   |   |   |   |   |   |   |   |   |   |   |   |   |   |   |   |   |   |   |   |   |   |   |   |   |
| 1                 | 2      | 3      | 4      | 5      | 6      | 7     | 8     |                           |                         | 1                                   | 2                      | 3         | 4          | 5                | 6            | 7                   | 8                     | 9                  | 10                  | 11                | 12             | 13                 | 14       | 15           | 1         | 2                         | 3                   | 4                  | 5                   | 6                | 7                 | 8                 | 9   | 10       |                         |                              |                 |     |     |  |  |  |  |  | + | + | + | + | + | + | + | + | + | + | + | + | + | + | + | + | + | + | + | + | + | + | + | + | + | + | + | + | + | + |

Attention:

| NISSAN JUKE (F15) (Keyless) |        |        |        |        |        |       |       |                           |                         | year: 2018 → with Keyless System |                        |           |            |                  |              |                     |                       |                    |                     | program No: 12545 |                |                    |          |              |           |                           |                     |                    |                     | from: 2024-01-03 |                   |                   |     |          |                         |                              |                 |     |     |  |  |  |  |  |   |   |   |   |   |   |   |   |   |   |   |   |   |   |   |   |   |   |   |   |   |   |   |   |   |   |   |   |   |   |
|-----------------------------|--------|--------|--------|--------|--------|-------|-------|---------------------------|-------------------------|----------------------------------|------------------------|-----------|------------|------------------|--------------|---------------------|-----------------------|--------------------|---------------------|-------------------|----------------|--------------------|----------|--------------|-----------|---------------------------|---------------------|--------------------|---------------------|------------------|-------------------|-------------------|-----|----------|-------------------------|------------------------------|-----------------|-----|-----|--|--|--|--|--|---|---|---|---|---|---|---|---|---|---|---|---|---|---|---|---|---|---|---|---|---|---|---|---|---|---|---|---|---|---|
| connector 8 pin             |        |        |        |        |        |       |       |                           |                         | connector 15 pin                 |                        |           |            |                  |              |                     |                       |                    |                     | connector 10 pin  |                |                    |          |              |           |                           |                     |                    |                     |                  |                   |                   |     |          |                         |                              |                 |     |     |  |  |  |  |  |   |   |   |   |   |   |   |   |   |   |   |   |   |   |   |   |   |   |   |   |   |   |   |   |   |   |   |   |   |   |
| CAN H                       | CAN L  | CAN H  | CAN L  | CAN H  | CAN L  | CAN H | CAN L | OUT +                     | OUT -                   | OUT                              | OUT                    | OUT       | OUT        | OUT              | OUT          | OUT                 | OUT                   | OUT                | OUT                 | OUT               | IN             | IN                 | IN       | IN           | IN        | IN                        | IN                  | IN                 | IN                  | OUT              | OUT               | OUT               | OUT | OUT      | OUT                     | OUT                          | OUT             | OUT | OUT |  |  |  |  |  |   |   |   |   |   |   |   |   |   |   |   |   |   |   |   |   |   |   |   |   |   |   |   |   |   |   |   |   |   |   |
| CAN1-H                      | CAN1-L | CAN2-H | CAN2-L | CAN3-H | CAN3-L |       |       | Alternative blink control | Alt. contr. centr. lock | Driver door sensor               | Passengers door sensor | Trunk lid | Hood sense | Original alarm++ | Arming state | Lock factory remote | Unlock factory remote | Any button pressed | Handbrake / Parking | Speed 10kmph      | Engine running | Engine speed (RPM) | Ignition | Key inserted | Footbrake | Drivers door opening sim. | Turn off the engine | Turn on the engine | Turn signal control | Trunk release    | Opening all doors | Closing all doors | GND | PWR +12V | Contr. of factory alarm | Contr.c.lock, when ign.is on | Comfort closure |     |     |  |  |  |  |  |   |   |   |   |   |   |   |   |   |   |   |   |   |   |   |   |   |   |   |   |   |   |   |   |   |   |   |   |   |   |
| 1                           | 2      | 3      | 4      | 5      | 6      | 7     | 8     |                           |                         | 1                                | 2                      | 3         | 4          | 5                | 6            | 7                   | 8                     | 9                  | 10                  | 11                | 12             | 13                 | 14       | 15           | 1         | 2                         | 3                   | 4                  | 5                   | 6                | 7                 | 8                 | 9   | 10       |                         |                              |                 |     |     |  |  |  |  |  | + | + | + | + | + | + | + | + | + | + | + | + | + | + | + | + | + | + | + | + | + | + | + | + | + | + | + | + | + | + |

Attention:

| NISSAN JUKE (F15) |        |        |        |        |        |       |       |                           |                         | year: 2014 → with and without Keyless System |                        |           |            |                  |              |                     |                       |                    |                     | program No: 11259 |                |                    |          |              |           |                           |                     |                    |                     | from: 2021-09-09 |                   |                   |     |          |                         |                              |                 |     |     |  |  |  |  |  |   |   |   |   |   |   |   |   |   |   |   |   |   |   |   |   |   |   |   |   |   |   |   |   |   |   |   |   |   |   |
|-------------------|--------|--------|--------|--------|--------|-------|-------|---------------------------|-------------------------|----------------------------------------------|------------------------|-----------|------------|------------------|--------------|---------------------|-----------------------|--------------------|---------------------|-------------------|----------------|--------------------|----------|--------------|-----------|---------------------------|---------------------|--------------------|---------------------|------------------|-------------------|-------------------|-----|----------|-------------------------|------------------------------|-----------------|-----|-----|--|--|--|--|--|---|---|---|---|---|---|---|---|---|---|---|---|---|---|---|---|---|---|---|---|---|---|---|---|---|---|---|---|---|---|
| connector 8 pin   |        |        |        |        |        |       |       |                           |                         | connector 15 pin                             |                        |           |            |                  |              |                     |                       |                    |                     | connector 10 pin  |                |                    |          |              |           |                           |                     |                    |                     |                  |                   |                   |     |          |                         |                              |                 |     |     |  |  |  |  |  |   |   |   |   |   |   |   |   |   |   |   |   |   |   |   |   |   |   |   |   |   |   |   |   |   |   |   |   |   |   |
| CAN H             | CAN L  | CAN H  | CAN L  | CAN H  | CAN L  | CAN H | CAN L | OUT +                     | OUT -                   | OUT                                          | OUT                    | OUT       | OUT        | OUT              | OUT          | OUT                 | OUT                   | OUT                | OUT                 | OUT               | IN             | IN                 | IN       | IN           | IN        | IN                        | IN                  | IN                 | IN                  | OUT              | OUT               | OUT               | OUT | OUT      | OUT                     | OUT                          | OUT             | OUT | OUT |  |  |  |  |  |   |   |   |   |   |   |   |   |   |   |   |   |   |   |   |   |   |   |   |   |   |   |   |   |   |   |   |   |   |   |
| CAN1-H            | CAN1-L | CAN2-H | CAN2-L | CAN3-H | CAN3-L |       |       | Alternative blink control | Alt. contr. centr. lock | Driver door sensor                           | Passengers door sensor | Trunk lid | Hood sense | Original alarm++ | Arming state | Lock factory remote | Unlock factory remote | Any button pressed | Handbrake / Parking | Speed 10kmph      | Engine running | Engine speed (RPM) | Ignition | Key inserted | Footbrake | Drivers door opening sim. | Turn off the engine | Turn on the engine | Turn signal control | Trunk release    | Opening all doors | Closing all doors | GND | PWR +12V | Contr. of factory alarm | Contr.c.lock, when ign.is on | Comfort closure |     |     |  |  |  |  |  |   |   |   |   |   |   |   |   |   |   |   |   |   |   |   |   |   |   |   |   |   |   |   |   |   |   |   |   |   |   |
| 1                 | 2      | 3      | 4      | 5      | 6      | 7     | 8     |                           |                         | 1                                            | 2                      | 3         | 4          | 5                | 6            | 7                   | 8                     | 9                  | 10                  | 11                | 12             | 13                 | 14       | 15           | 1         | 2                         | 3                   | 4                  | 5                   | 6                | 7                 | 8                 | 9   | 10       |                         |                              |                 |     |     |  |  |  |  |  | + | + | + | + | + | + | + | + | + | + | + | + | + | + | + | + | + | + | + | + | + | + | + | + | + | + | + | + | + | + |

Attention:

Switches

| NISSAN JUKE (F15) |        |        |        |        |        |                           |                         |       | year: 2010 →       | with and without Keyless System |           |            |                  |              |                     |                       |                    |                     |                  | program №: 11259 | from: 2021-09-09   |          |              |           |                           |                     |                    |                     |               |                   |                   |     |                         |                              |                 |   |   |   |
|-------------------|--------|--------|--------|--------|--------|---------------------------|-------------------------|-------|--------------------|---------------------------------|-----------|------------|------------------|--------------|---------------------|-----------------------|--------------------|---------------------|------------------|------------------|--------------------|----------|--------------|-----------|---------------------------|---------------------|--------------------|---------------------|---------------|-------------------|-------------------|-----|-------------------------|------------------------------|-----------------|---|---|---|
| connector 8 pin   |        |        |        |        |        |                           |                         | OUT   | connector 15 pin   |                                 |           |            |                  |              |                     |                       |                    |                     | connector 10 pin |                  |                    |          |              |           |                           |                     |                    |                     |               |                   |                   |     |                         |                              |                 |   |   |   |
| CAN H             | CAN L  | CAN H  | CAN L  | CAN H  | CAN L  | CAN H                     | CAN L                   | OUT + | OUT +              | OUT -                           | OUT -     | OUT -      | OUT -            | OUT -        | OUT -               | OUT -                 | OUT -              | OUT -               | OUT -            | OUT -            | OUT -              | OUT -    | OUT -        | IN        | IN                        | IN                  | IN                 | IN                  | IN            | IN                | IN                |     | Contr. of factory alarm | Contr. c.lock when ign.is on | Comfort closure |   |   |   |
| CAN1-H            | CAN1-L | CAN2-H | CAN2-L | CAN3-H | CAN3-L | Alternative blink control | Alt. contr. centr. lock |       | Driver door sensor | Passengers door sensor          | Trunk lid | Hood sense | Original alarm++ | Arming state | Lock factory remote | Unlock factory remote | Any button pressed | Handbrake / Parking | Speed 10kmph     | Engine running   | Engine speed (RPM) | Ignition | Key inserted | Footbrake | Drivers door opening sim. | Turn off the engine | Turn on the engine | Turn signal control | Trunk release | Opening all doors | Closing all doors | GND | PWR +12V                |                              |                 |   |   |   |
| 1                 | 2      | 3      | 4      | 5      | 6      | 7                         | 8                       |       | 1                  | 2                               | 3         | 4          | 5                | 6            | 7                   | 8                     | 9                  | 10                  | 11               | 12               | 13                 | 14       | 15           | 1         | 2                         | 3                   | 4                  | 5                   | 6             | 7                 | 8                 | 9   | 10                      |                              |                 |   |   |   |
| +                 | +      | +      | +      | +      | +      | +                         | +                       |       | +                  | +                               | +         | +          | +                | +            | +                   | +                     | +                  | +                   | +                | +                | +                  | +        | +            | +         | +                         | +                   | +                  | +                   | +             | +                 | +                 | +   | +                       | +                            | +               | + | + | + |

Attention:

| NISSAN KICKS (P15) (Keyless) |        |        |        |        |        |                           |                         |       | year: 2021 →       | with Keyless System    |           |            |                  |              |                     |                       |                    |                     |                  | program №: 13992 | from: 2022-01-10   |          |              |           |                           |                     |                    |                     |               |                   |                   |     |                         |                              |                 |   |   |   |   |
|------------------------------|--------|--------|--------|--------|--------|---------------------------|-------------------------|-------|--------------------|------------------------|-----------|------------|------------------|--------------|---------------------|-----------------------|--------------------|---------------------|------------------|------------------|--------------------|----------|--------------|-----------|---------------------------|---------------------|--------------------|---------------------|---------------|-------------------|-------------------|-----|-------------------------|------------------------------|-----------------|---|---|---|---|
| connector 8 pin              |        |        |        |        |        |                           |                         | OUT   | connector 15 pin   |                        |           |            |                  |              |                     |                       |                    |                     | connector 10 pin |                  |                    |          |              |           |                           |                     |                    |                     |               |                   |                   |     |                         |                              |                 |   |   |   |   |
| CAN H                        | CAN L  | CAN H  | CAN L  | CAN H  | CAN L  | CAN H                     | CAN L                   | OUT + | OUT +              | OUT -                  | OUT -     | OUT -      | OUT -            | OUT -        | OUT -               | OUT -                 | OUT -              | OUT -               | OUT -            | OUT -            | OUT -              | OUT -    | OUT -        | IN        | IN                        | IN                  | IN                 | IN                  | IN            | IN                | IN                |     | Contr. of factory alarm | Contr. c.lock when ign.is on | Comfort closure |   |   |   |   |
| CAN1-H                       | CAN1-L | CAN2-H | CAN2-L | CAN3-H | CAN3-L | Alternative blink control | Alt. contr. centr. lock |       | Driver door sensor | Passengers door sensor | Trunk lid | Hood sense | Original alarm++ | Arming state | Lock factory remote | Unlock factory remote | Any button pressed | Handbrake / Parking | Speed 10kmph     | Engine running   | Engine speed (RPM) | Ignition | Key inserted | Footbrake | Drivers door opening sim. | Turn off the engine | Turn on the engine | Turn signal control | Trunk release | Opening all doors | Closing all doors | GND | PWR +12V                |                              |                 |   |   |   |   |
| 1                            | 2      | 3      | 4      | 5      | 6      | 7                         | 8                       |       | 1                  | 2                      | 3         | 4          | 5                | 6            | 7                   | 8                     | 9                  | 10                  | 11               | 12               | 13                 | 14       | 15           | 1         | 2                         | 3                   | 4                  | 5                   | 6             | 7                 | 8                 | 9   | 10                      |                              |                 |   |   |   |   |
| +                            | +      | +      | +      | +      | +      | +                         | +                       |       | +                  | +                      | +         | +          | +                | +            | +                   | +                     | +                  | +                   | +                | +                | +                  | +        | +            | +         | +                         | +                   | +                  | +                   | +             | +                 | +                 | +   | +                       | +                            | +               | + | + | + | + |

Attention:

| NISSAN KICKS (P15) (Hybrid) |        |        |        |        |        |                           |                         |       | year: 2021 →       | with and without Keyless System |           |            |                  |              |                     |                       |                    |                     |                  | program №: 15141 | from: 2023-11-20   |          |              |           |                           |                     |                    |                     |               |                   |                   |     |                         |                              |                 |   |   |   |   |
|-----------------------------|--------|--------|--------|--------|--------|---------------------------|-------------------------|-------|--------------------|---------------------------------|-----------|------------|------------------|--------------|---------------------|-----------------------|--------------------|---------------------|------------------|------------------|--------------------|----------|--------------|-----------|---------------------------|---------------------|--------------------|---------------------|---------------|-------------------|-------------------|-----|-------------------------|------------------------------|-----------------|---|---|---|---|
| connector 8 pin             |        |        |        |        |        |                           |                         | OUT   | connector 15 pin   |                                 |           |            |                  |              |                     |                       |                    |                     | connector 10 pin |                  |                    |          |              |           |                           |                     |                    |                     |               |                   |                   |     |                         |                              |                 |   |   |   |   |
| CAN H                       | CAN L  | CAN H  | CAN L  | CAN H  | CAN L  | CAN H                     | CAN L                   | OUT + | OUT +              | OUT -                           | OUT -     | OUT -      | OUT -            | OUT -        | OUT -               | OUT -                 | OUT -              | OUT -               | OUT -            | OUT -            | OUT -              | OUT -    | OUT -        | IN        | IN                        | IN                  | IN                 | IN                  | IN            | IN                | IN                |     | Contr. of factory alarm | Contr. c.lock when ign.is on | Comfort closure |   |   |   |   |
| CAN1-H                      | CAN1-L | CAN2-H | CAN2-L | CAN3-H | CAN3-L | Alternative blink control | Alt. contr. centr. lock |       | Driver door sensor | Passengers door sensor          | Trunk lid | Hood sense | Original alarm++ | Arming state | Lock factory remote | Unlock factory remote | Any button pressed | Handbrake / Parking | Speed 10kmph     | Engine running   | Engine speed (RPM) | Ignition | Key inserted | Footbrake | Drivers door opening sim. | Turn off the engine | Turn on the engine | Turn signal control | Trunk release | Opening all doors | Closing all doors | GND | PWR +12V                |                              |                 |   |   |   |   |
| 1                           | 2      | 3      | 4      | 5      | 6      | 7                         | 8                       |       | 1                  | 2                               | 3         | 4          | 5                | 6            | 7                   | 8                     | 9                  | 10                  | 11               | 12               | 13                 | 14       | 15           | 1         | 2                         | 3                   | 4                  | 5                   | 6             | 7                 | 8                 | 9   | 10                      |                              |                 |   |   |   |   |
| +                           | +      | +      | +      | +      | +      | +                         | +                       |       | +                  | +                               | +         | +          | +                | +            | +                   | +                     | +                  | +                   | +                | +                | +                  | +        | +            | +         | +                         | +                   | +                  | +                   | +             | +                 | +                 | +   | +                       | +                            | +               | + | + | + | + |

Attention:

| NISSAN LEAF (ZE1) (Electric) |        |        |        |        |        |                           |                         |       | year: 2018 →       | with and without Keyless System |           |            |                  |              |                     |                       |                    |                     |                  | program №: 12346 | from: 2023-07-13   |          |              |           |                           |                     |                    |                     |               |                   |                   |     |                         |                              |                 |   |   |   |   |
|------------------------------|--------|--------|--------|--------|--------|---------------------------|-------------------------|-------|--------------------|---------------------------------|-----------|------------|------------------|--------------|---------------------|-----------------------|--------------------|---------------------|------------------|------------------|--------------------|----------|--------------|-----------|---------------------------|---------------------|--------------------|---------------------|---------------|-------------------|-------------------|-----|-------------------------|------------------------------|-----------------|---|---|---|---|
| connector 8 pin              |        |        |        |        |        |                           |                         | OUT   | connector 15 pin   |                                 |           |            |                  |              |                     |                       |                    |                     | connector 10 pin |                  |                    |          |              |           |                           |                     |                    |                     |               |                   |                   |     |                         |                              |                 |   |   |   |   |
| CAN H                        | CAN L  | CAN H  | CAN L  | CAN H  | CAN L  | CAN H                     | CAN L                   | OUT + | OUT +              | OUT -                           | OUT -     | OUT -      | OUT -            | OUT -        | OUT -               | OUT -                 | OUT -              | OUT -               | OUT -            | OUT -            | OUT -              | OUT -    | OUT -        | IN        | IN                        | IN                  | IN                 | IN                  | IN            | IN                | IN                |     | Contr. of factory alarm | Contr. c.lock when ign.is on | Comfort closure |   |   |   |   |
| CAN1-H                       | CAN1-L | CAN2-H | CAN2-L | CAN3-H | CAN3-L | Alternative blink control | Alt. contr. centr. lock |       | Driver door sensor | Passengers door sensor          | Trunk lid | Hood sense | Original alarm++ | Arming state | Lock factory remote | Unlock factory remote | Any button pressed | Handbrake / Parking | Speed 10kmph     | Engine running   | Engine speed (RPM) | Ignition | Key inserted | Footbrake | Drivers door opening sim. | Turn off the engine | Turn on the engine | Turn signal control | Trunk release | Opening all doors | Closing all doors | GND | PWR +12V                |                              |                 |   |   |   |   |
| 1                            | 2      | 3      | 4      | 5      | 6      | 7                         | 8                       |       | 1                  | 2                               | 3         | 4          | 5                | 6            | 7                   | 8                     | 9                  | 10                  | 11               | 12               | 13                 | 14       | 15           | 1         | 2                         | 3                   | 4                  | 5                   | 6             | 7                 | 8                 | 9   | 10                      |                              |                 |   |   |   |   |
| +                            | +      | +      | +      | +      | +      | +                         | +                       |       | +                  | +                               | +         | +          | +                | +            | +                   | +                     | +                  | +                   | +                | +                | +                  | +        | +            | +         | +                         | +                   | +                  | +                   | +             | +                 | +                 | +   | +                       | +                            | +               | + | + | + | + |

Attention:

| NISSAN LEAF (ZE0) (Electric) |        |        |        |        |        |                           |                         |       | year: 2016 →       | with and without Keyless System |           |            |                  |              |                     |                       |                    |                     |                  | program №: 12112 | from: 2022-11-14   |          |              |           |                           |                     |                    |                     |               |                   |                   |     |                         |                              |                 |   |   |   |   |   |
|------------------------------|--------|--------|--------|--------|--------|---------------------------|-------------------------|-------|--------------------|---------------------------------|-----------|------------|------------------|--------------|---------------------|-----------------------|--------------------|---------------------|------------------|------------------|--------------------|----------|--------------|-----------|---------------------------|---------------------|--------------------|---------------------|---------------|-------------------|-------------------|-----|-------------------------|------------------------------|-----------------|---|---|---|---|---|
| connector 8 pin              |        |        |        |        |        |                           |                         | OUT   | connector 15 pin   |                                 |           |            |                  |              |                     |                       |                    |                     | connector 10 pin |                  |                    |          |              |           |                           |                     |                    |                     |               |                   |                   |     |                         |                              |                 |   |   |   |   |   |
| CAN H                        | CAN L  | CAN H  | CAN L  | CAN H  | CAN L  | CAN H                     | CAN L                   | OUT + | OUT +              | OUT -                           | OUT -     | OUT -      | OUT -            | OUT -        | OUT -               | OUT -                 | OUT -              | OUT -               | OUT -            | OUT -            | OUT -              | OUT -    | OUT -        | IN        | IN                        | IN                  | IN                 | IN                  | IN            | IN                | IN                |     | Contr. of factory alarm | Contr. c.lock when ign.is on | Comfort closure |   |   |   |   |   |
| CAN1-H                       | CAN1-L | CAN2-H | CAN2-L | CAN3-H | CAN3-L | Alternative blink control | Alt. contr. centr. lock |       | Driver door sensor | Passengers door sensor          | Trunk lid | Hood sense | Original alarm++ | Arming state | Lock factory remote | Unlock factory remote | Any button pressed | Handbrake / Parking | Speed 10kmph     | Engine running   | Engine speed (RPM) | Ignition | Key inserted | Footbrake | Drivers door opening sim. | Turn off the engine | Turn on the engine | Turn signal control | Trunk release | Opening all doors | Closing all doors | GND | PWR +12V                |                              |                 |   |   |   |   |   |
| 1                            | 2      | 3      | 4      | 5      | 6      | 7                         | 8                       |       | 1                  | 2                               | 3         | 4          | 5                | 6            | 7                   | 8                     | 9                  | 10                  | 11               | 12               | 13                 | 14       | 15           | 1         | 2                         | 3                   | 4                  | 5                   | 6             | 7                 | 8                 | 9   | 10                      |                              |                 |   |   |   |   |   |
| +                            | +      | +      | +      | +      | +      | +                         | +                       |       | +                  | +                               | +         | +          | +                | +            | +                   | +                     | +                  | +                   | +                | +                | +                  | +        | +            | +         | +                         | +                   | +                  | +                   | +             | +                 | +                 | +   | +                       | +                            | +               | + | + | + | + | + |

Attention:

Switches

**NISSAN LEAF (CP6) (Electric)**

year: 2010 →

with and without Keyless System

program #: 11665

from: 2022-11-14

| connector 8 pin |        |        |        |        |        |                           |                         |
|-----------------|--------|--------|--------|--------|--------|---------------------------|-------------------------|
| CAN H           | CAN L  | CAN H  | CAN L  | CAN H  | CAN L  | OUT +                     | OUT -                   |
| CAN1-H          | CAN1-L | CAN2-H | CAN2-L | CAN3-H | CAN3-L | Alternative blink control | Alt. contr. centr. lock |
| 1               | 2      | 3      | 4      | 5      | 6      | 7                         | 8                       |
| +               | +      | +      | +      | +      | +      | +                         | +                       |

| connector 15 pin   |                        |           |            |                  |              |                     |                       |                    |                     |              |                |                    |          |              |
|--------------------|------------------------|-----------|------------|------------------|--------------|---------------------|-----------------------|--------------------|---------------------|--------------|----------------|--------------------|----------|--------------|
| OUT                | OUT                    | OUT       | OUT        | OUT              | OUT          | OUT                 | OUT                   | OUT                | OUT                 | OUT          | OUT            | OUT                | OUT      | OUT          |
| Driver door sensor | Passengers door sensor | Trunk lid | Hood sense | Original alarm++ | Arming state | Lock factory remote | Unlock factory remote | Any button pressed | Handbrake / Parking | Speed 10kmph | Engine running | Engine speed (RPM) | Ignition | Key inserted |
| 1                  | 2                      | 3         | 4          | 5                | 6            | 7                   | 8                     | 9                  | 10                  | 11           | 12             | 13                 | 14       | 15           |
| +                  | +                      | +         | +          | +                | +            | +                   | +                     | +                  | +                   | +            | +              | +                  | +        | +            |

| connector 10 pin |                           |                     |                    |                     |               |                   |                   |     |          |
|------------------|---------------------------|---------------------|--------------------|---------------------|---------------|-------------------|-------------------|-----|----------|
| OUT              | IN                        | IN                  | IN                 | IN                  | IN            | IN                | IN                | IN  | IN       |
| Footbrake        | Drivers door opening sim. | Turn off the engine | Turn on the engine | Turn signal control | Trunk release | Opening all doors | Closing all doors | GND | PWR +12V |
| 1                | 2                         | 3                   | 4                  | 5                   | 6             | 7                 | 8                 | 9   | 10       |
| +                | +                         | +                   | +                  | +                   | +             | +                 | +                 | +   | +        |

|                         |                              |                 |
|-------------------------|------------------------------|-----------------|
| Contr. of factory alarm | Contr.c.lock. when ign.is on | Comfort closure |
| +                       | +                            | +               |

Attention:

**NISSAN MAXIMA (A36)**

year: 2019 →

with and without Keyless System

program #: 13278

from: 2023-07-13

| connector 8 pin |        |        |        |        |        |                           |                         |
|-----------------|--------|--------|--------|--------|--------|---------------------------|-------------------------|
| CAN H           | CAN L  | CAN H  | CAN L  | CAN H  | CAN L  | OUT +                     | OUT -                   |
| CAN1-H          | CAN1-L | CAN2-H | CAN2-L | CAN3-H | CAN3-L | Alternative blink control | Alt. contr. centr. lock |
| 1               | 2      | 3      | 4      | 5      | 6      | 7                         | 8                       |
| +               | +      | +      | +      | +      | +      | +                         | +                       |

| connector 15 pin   |                        |           |            |                  |              |                     |                       |                    |                     |              |                |                    |          |              |
|--------------------|------------------------|-----------|------------|------------------|--------------|---------------------|-----------------------|--------------------|---------------------|--------------|----------------|--------------------|----------|--------------|
| OUT                | OUT                    | OUT       | OUT        | OUT              | OUT          | OUT                 | OUT                   | OUT                | OUT                 | OUT          | OUT            | OUT                | OUT      | OUT          |
| Driver door sensor | Passengers door sensor | Trunk lid | Hood sense | Original alarm++ | Arming state | Lock factory remote | Unlock factory remote | Any button pressed | Handbrake / Parking | Speed 10kmph | Engine running | Engine speed (RPM) | Ignition | Key inserted |
| 1                  | 2                      | 3         | 4          | 5                | 6            | 7                   | 8                     | 9                  | 10                  | 11           | 12             | 13                 | 14       | 15           |
| +                  | +                      | +         | +          | +                | +            | +                   | +                     | +                  | +                   | +            | +              | +                  | +        | +            |

| connector 10 pin |                           |                     |                    |                     |               |                   |                   |     |          |
|------------------|---------------------------|---------------------|--------------------|---------------------|---------------|-------------------|-------------------|-----|----------|
| OUT              | IN                        | IN                  | IN                 | IN                  | IN            | IN                | IN                | IN  | IN       |
| Footbrake        | Drivers door opening sim. | Turn off the engine | Turn on the engine | Turn signal control | Trunk release | Opening all doors | Closing all doors | GND | PWR +12V |
| 1                | 2                         | 3                   | 4                  | 5                   | 6             | 7                 | 8                 | 9   | 10       |
| +                | +                         | +                   | +                  | +                   | +             | +                 | +                 | +   | +        |

|                         |                              |                 |
|-------------------------|------------------------------|-----------------|
| Contr. of factory alarm | Contr.c.lock. when ign.is on | Comfort closure |
| +                       | +                            | +               |

Attention:

**NISSAN MAXIMA (A34)**

year: 2004 →

with and without Keyless System

program #: 11174

from: 2021-09-09

| connector 8 pin |        |        |        |        |        |                           |                         |
|-----------------|--------|--------|--------|--------|--------|---------------------------|-------------------------|
| CAN H           | CAN L  | CAN H  | CAN L  | CAN H  | CAN L  | OUT +                     | OUT -                   |
| CAN1-H          | CAN1-L | CAN2-H | CAN2-L | CAN3-H | CAN3-L | Alternative blink control | Alt. contr. centr. lock |
| 1               | 2      | 3      | 4      | 5      | 6      | 7                         | 8                       |
| +               | +      | +      | +      | +      | +      | +                         | +                       |

| connector 15 pin   |                        |           |            |                  |              |                     |                       |                    |                     |              |                |                    |          |              |
|--------------------|------------------------|-----------|------------|------------------|--------------|---------------------|-----------------------|--------------------|---------------------|--------------|----------------|--------------------|----------|--------------|
| OUT                | OUT                    | OUT       | OUT        | OUT              | OUT          | OUT                 | OUT                   | OUT                | OUT                 | OUT          | OUT            | OUT                | OUT      | OUT          |
| Driver door sensor | Passengers door sensor | Trunk lid | Hood sense | Original alarm++ | Arming state | Lock factory remote | Unlock factory remote | Any button pressed | Handbrake / Parking | Speed 10kmph | Engine running | Engine speed (RPM) | Ignition | Key inserted |
| 1                  | 2                      | 3         | 4          | 5                | 6            | 7                   | 8                     | 9                  | 10                  | 11           | 12             | 13                 | 14       | 15           |
| +                  | +                      | +         | +          | +                | +            | +                   | +                     | +                  | +                   | +            | +              | +                  | +        | +            |

| connector 10 pin |                           |                     |                    |                     |               |                   |                   |     |          |
|------------------|---------------------------|---------------------|--------------------|---------------------|---------------|-------------------|-------------------|-----|----------|
| OUT              | IN                        | IN                  | IN                 | IN                  | IN            | IN                | IN                | IN  | IN       |
| Footbrake        | Drivers door opening sim. | Turn off the engine | Turn on the engine | Turn signal control | Trunk release | Opening all doors | Closing all doors | GND | PWR +12V |
| 1                | 2                         | 3                   | 4                  | 5                   | 6             | 7                 | 8                 | 9   | 10       |
| +                | +                         | +                   | +                  | +                   | +             | +                 | +                 | +   | +        |

|                         |                              |                 |
|-------------------------|------------------------------|-----------------|
| Contr. of factory alarm | Contr.c.lock. when ign.is on | Comfort closure |
| +                       | +                            | +               |

Attention:

**NISSAN MICRA (K14) (Keyless)**

year: 2021 →

with Keyless System

program #: 13696

from: 2023-07-13

| connector 8 pin |        |        |        |        |        |                           |                         |
|-----------------|--------|--------|--------|--------|--------|---------------------------|-------------------------|
| CAN H           | CAN L  | CAN H  | CAN L  | CAN H  | CAN L  | OUT +                     | OUT -                   |
| CAN1-H          | CAN1-L | CAN2-H | CAN2-L | CAN3-H | CAN3-L | Alternative blink control | Alt. contr. centr. lock |
| 1               | 2      | 3      | 4      | 5      | 6      | 7                         | 8                       |
| +               | +      | +      | +      | +      | +      | +                         | +                       |

| connector 15 pin   |                        |           |            |                  |              |                     |                       |                    |                     |              |                |                    |          |              |
|--------------------|------------------------|-----------|------------|------------------|--------------|---------------------|-----------------------|--------------------|---------------------|--------------|----------------|--------------------|----------|--------------|
| OUT                | OUT                    | OUT       | OUT        | OUT              | OUT          | OUT                 | OUT                   | OUT                | OUT                 | OUT          | OUT            | OUT                | OUT      | OUT          |
| Driver door sensor | Passengers door sensor | Trunk lid | Hood sense | Original alarm++ | Arming state | Lock factory remote | Unlock factory remote | Any button pressed | Handbrake / Parking | Speed 10kmph | Engine running | Engine speed (RPM) | Ignition | Key inserted |
| 1                  | 2                      | 3         | 4          | 5                | 6            | 7                   | 8                     | 9                  | 10                  | 11           | 12             | 13                 | 14       | 15           |
| +                  | +                      | +         | +          | +                | +            | +                   | +                     | +                  | +                   | +            | +              | +                  | +        | +            |

| connector 10 pin |                           |                     |                    |                     |               |                   |                   |     |          |
|------------------|---------------------------|---------------------|--------------------|---------------------|---------------|-------------------|-------------------|-----|----------|
| OUT              | IN                        | IN                  | IN                 | IN                  | IN            | IN                | IN                | IN  | IN       |
| Footbrake        | Drivers door opening sim. | Turn off the engine | Turn on the engine | Turn signal control | Trunk release | Opening all doors | Closing all doors | GND | PWR +12V |
| 1                | 2                         | 3                   | 4                  | 5                   | 6             | 7                 | 8                 | 9   | 10       |
| +                | +                         | +                   | +                  | +                   | +             | +                 | +                 | +   | +        |

|                         |                              |                 |
|-------------------------|------------------------------|-----------------|
| Contr. of factory alarm | Contr.c.lock. when ign.is on | Comfort closure |
| +                       | +                            | +               |

Attention:

**NISSAN MICRA (K14) (Keyless)**

year: 2017 →

with Keyless System

program #: 11938

from: 2023-07-13

| connector 8 pin |        |        |        |        |        |                           |                         |
|-----------------|--------|--------|--------|--------|--------|---------------------------|-------------------------|
| CAN H           | CAN L  | CAN H  | CAN L  | CAN H  | CAN L  | OUT +                     | OUT -                   |
| CAN1-H          | CAN1-L | CAN2-H | CAN2-L | CAN3-H | CAN3-L | Alternative blink control | Alt. contr. centr. lock |
| 1               | 2      | 3      | 4      | 5      | 6      | 7                         | 8                       |
| +               | +      | +      | +      | +      | +      | +                         | +                       |

| connector 15 pin   |                        |           |            |                  |              |                     |                       |                    |                     |              |                |                    |          |              |
|--------------------|------------------------|-----------|------------|------------------|--------------|---------------------|-----------------------|--------------------|---------------------|--------------|----------------|--------------------|----------|--------------|
| OUT                | OUT                    | OUT       | OUT        | OUT              | OUT          | OUT                 | OUT                   | OUT                | OUT                 | OUT          | OUT            | OUT                | OUT      | OUT          |
| Driver door sensor | Passengers door sensor | Trunk lid | Hood sense | Original alarm++ | Arming state | Lock factory remote | Unlock factory remote | Any button pressed | Handbrake / Parking | Speed 10kmph | Engine running | Engine speed (RPM) | Ignition | Key inserted |
| 1                  | 2                      | 3         | 4          | 5                | 6            | 7                   | 8                     | 9                  | 10                  | 11           | 12             | 13                 | 14       | 15           |
| +                  | +                      | +         | +          | +                | +            | +                   | +                     | +                  | +                   | +            | +              | +                  | +        | +            |

| connector 10 pin |                           |                     |                    |                     |               |                   |                   |     |          |
|------------------|---------------------------|---------------------|--------------------|---------------------|---------------|-------------------|-------------------|-----|----------|
| OUT              | IN                        | IN                  | IN                 | IN                  | IN            | IN                | IN                | IN  | IN       |
| Footbrake        | Drivers door opening sim. | Turn off the engine | Turn on the engine | Turn signal control | Trunk release | Opening all doors | Closing all doors | GND | PWR +12V |
| 1                | 2                         | 3                   | 4                  | 5                   | 6             | 7                 | 8                 | 9   | 10       |
| +                | +                         | +                   | +                  | +                   | +             | +                 | +                 | +   | +        |

|                         |                              |                 |
|-------------------------|------------------------------|-----------------|
| Contr. of factory alarm | Contr.c.lock. when ign.is on | Comfort closure |
| +                       | +                            | +               |

Attention:

Switches



| NISSAN MICRA (K14) |        |        |        |        |        |                           |                         | year: 2017 →       | without Keyless System |           |            |                  |              |                     |                       | program No: 11963  | from: 2017-09-01    |              |                |                    |          |              |           |                           |                     |                    |                     |               |                   |                   |     |          |                         |                               |                 |   |   |
|--------------------|--------|--------|--------|--------|--------|---------------------------|-------------------------|--------------------|------------------------|-----------|------------|------------------|--------------|---------------------|-----------------------|--------------------|---------------------|--------------|----------------|--------------------|----------|--------------|-----------|---------------------------|---------------------|--------------------|---------------------|---------------|-------------------|-------------------|-----|----------|-------------------------|-------------------------------|-----------------|---|---|
| connector 8 pin    |        |        |        |        |        |                           |                         | connector 15 pin   |                        |           |            |                  |              |                     | connector 10 pin      |                    |                     |              |                |                    |          |              |           |                           |                     |                    |                     |               |                   |                   |     |          |                         |                               |                 |   |   |
| CAN H              | CAN L  | CAN H  | CAN L  | CAN H  | CAN L  | OUT +                     | OUT -                   | OUT                | OUT                    | OUT       | OUT        | OUT              | OUT          | OUT                 | OUT                   | OUT                | OUT                 | OUT          | OUT            | IN                 | IN       | IN           | IN        | IN                        | IN                  |                    |                     |               |                   |                   |     |          |                         |                               |                 |   |   |
| CAN1-H             | CAN1-L | CAN2-H | CAN2-L | CAN3-H | CAN3-L | Alternative blink control | Alt. contr. centr. lock | Driver door sensor | Passengers door sensor | Trunk lid | Hood sense | Original alarm++ | Arming state | Lock factory remote | Unlock factory remote | Any button pressed | Handbrake / Parking | Speed 10kmph | Engine running | Engine speed (RPM) | Ignition | Key inserted | Footbrake | Drivers door opening sim. | Turn off the engine | Turn on the engine | Turn signal control | Trunk release | Opening all doors | Closing all doors | GND | PWR +12V | Contr. of factory alarm | Contr. c.lock. when ign.is on | Comfort closure |   |   |
| 1                  | 2      | 3      | 4      | 5      | 6      | 7                         | 8                       | 1                  | 2                      | 3         | 4          | 5                | 6            | 7                   | 8                     | 9                  | 10                  | 11           | 12             | 13                 | 14       | 15           | 1         | 2                         | 3                   | 4                  | 5                   | 6             | 7                 | 8                 | 9   | 10       |                         |                               |                 |   |   |
| +                  | +      | +      | +      | +      | +      | +                         | +                       | +                  | +                      | +         | +          | +                | +            | +                   | +                     | +                  | +                   | +            | +              | +                  | +        | +            | +         | +                         | +                   | +                  | +                   | +             | +                 | +                 | +   | +        | +                       | +                             | +               | + | + |
| Attention:         |        |        |        |        |        |                           |                         |                    |                        |           |            |                  |              |                     |                       |                    |                     |              |                |                    |          |              |           |                           |                     |                    |                     |               |                   |                   |     |          |                         |                               |                 |   |   |

| NISSAN MICRA (K14) (Keyless) |        |        |        |        |        |                           |                         | year: 2014 →       | with Keyless System    |           |            |                  |              |                     |                       | program No: 11259  | from: 2021-09-09    |              |                |                    |          |              |           |                           |                     |                    |                     |               |                   |                   |     |          |                         |                               |                 |   |   |
|------------------------------|--------|--------|--------|--------|--------|---------------------------|-------------------------|--------------------|------------------------|-----------|------------|------------------|--------------|---------------------|-----------------------|--------------------|---------------------|--------------|----------------|--------------------|----------|--------------|-----------|---------------------------|---------------------|--------------------|---------------------|---------------|-------------------|-------------------|-----|----------|-------------------------|-------------------------------|-----------------|---|---|
| connector 8 pin              |        |        |        |        |        |                           |                         | connector 15 pin   |                        |           |            |                  |              |                     | connector 10 pin      |                    |                     |              |                |                    |          |              |           |                           |                     |                    |                     |               |                   |                   |     |          |                         |                               |                 |   |   |
| CAN H                        | CAN L  | CAN H  | CAN L  | CAN H  | CAN L  | OUT +                     | OUT -                   | OUT                | OUT                    | OUT       | OUT        | OUT              | OUT          | OUT                 | OUT                   | OUT                | OUT                 | OUT          | OUT            | OUT                | OUT      | IN           | IN        | IN                        | IN                  | IN                 | IN                  |               |                   |                   |     |          |                         |                               |                 |   |   |
| CAN1-H                       | CAN1-L | CAN2-H | CAN2-L | CAN3-H | CAN3-L | Alternative blink control | Alt. contr. centr. lock | Driver door sensor | Passengers door sensor | Trunk lid | Hood sense | Original alarm++ | Arming state | Lock factory remote | Unlock factory remote | Any button pressed | Handbrake / Parking | Speed 10kmph | Engine running | Engine speed (RPM) | Ignition | Key inserted | Footbrake | Drivers door opening sim. | Turn off the engine | Turn on the engine | Turn signal control | Trunk release | Opening all doors | Closing all doors | GND | PWR +12V | Contr. of factory alarm | Contr. c.lock. when ign.is on | Comfort closure |   |   |
| 1                            | 2      | 3      | 4      | 5      | 6      | 7                         | 8                       | 1                  | 2                      | 3         | 4          | 5                | 6            | 7                   | 8                     | 9                  | 10                  | 11           | 12             | 13                 | 14       | 15           | 1         | 2                         | 3                   | 4                  | 5                   | 6             | 7                 | 8                 | 9   | 10       |                         |                               |                 |   |   |
| +                            | +      | +      | +      | +      | +      | +                         | +                       | +                  | +                      | +         | +          | +                | +            | +                   | +                     | +                  | +                   | +            | +              | +                  | +        | +            | +         | +                         | +                   | +                  | +                   | +             | +                 | +                 | +   | +        | +                       | +                             | +               | + | + |
| Attention:                   |        |        |        |        |        |                           |                         |                    |                        |           |            |                  |              |                     |                       |                    |                     |              |                |                    |          |              |           |                           |                     |                    |                     |               |                   |                   |     |          |                         |                               |                 |   |   |

| NISSAN MICRA (K14) |        |        |        |        |        |                           |                         | year: 2014 →       | without Keyless System |           |            |                  |              |                     |                       | program No: 11259  | from: 2021-09-09    |              |                |                    |          |              |           |                           |                     |                    |                     |               |                   |                   |     |          |                         |                               |                 |   |   |
|--------------------|--------|--------|--------|--------|--------|---------------------------|-------------------------|--------------------|------------------------|-----------|------------|------------------|--------------|---------------------|-----------------------|--------------------|---------------------|--------------|----------------|--------------------|----------|--------------|-----------|---------------------------|---------------------|--------------------|---------------------|---------------|-------------------|-------------------|-----|----------|-------------------------|-------------------------------|-----------------|---|---|
| connector 8 pin    |        |        |        |        |        |                           |                         | connector 15 pin   |                        |           |            |                  |              |                     | connector 10 pin      |                    |                     |              |                |                    |          |              |           |                           |                     |                    |                     |               |                   |                   |     |          |                         |                               |                 |   |   |
| CAN H              | CAN L  | CAN H  | CAN L  | CAN H  | CAN L  | OUT +                     | OUT -                   | OUT                | OUT                    | OUT       | OUT        | OUT              | OUT          | OUT                 | OUT                   | OUT                | OUT                 | OUT          | OUT            | OUT                | OUT      | IN           | IN        | IN                        | IN                  | IN                 | IN                  |               |                   |                   |     |          |                         |                               |                 |   |   |
| CAN1-H             | CAN1-L | CAN2-H | CAN2-L | CAN3-H | CAN3-L | Alternative blink control | Alt. contr. centr. lock | Driver door sensor | Passengers door sensor | Trunk lid | Hood sense | Original alarm++ | Arming state | Lock factory remote | Unlock factory remote | Any button pressed | Handbrake / Parking | Speed 10kmph | Engine running | Engine speed (RPM) | Ignition | Key inserted | Footbrake | Drivers door opening sim. | Turn off the engine | Turn on the engine | Turn signal control | Trunk release | Opening all doors | Closing all doors | GND | PWR +12V | Contr. of factory alarm | Contr. c.lock. when ign.is on | Comfort closure |   |   |
| 1                  | 2      | 3      | 4      | 5      | 6      | 7                         | 8                       | 1                  | 2                      | 3         | 4          | 5                | 6            | 7                   | 8                     | 9                  | 10                  | 11           | 12             | 13                 | 14       | 15           | 1         | 2                         | 3                   | 4                  | 5                   | 6             | 7                 | 8                 | 9   | 10       |                         |                               |                 |   |   |
| +                  | +      | +      | +      | +      | +      | +                         | +                       | +                  | +                      | +         | +          | +                | +            | +                   | +                     | +                  | +                   | +            | +              | +                  | +        | +            | +         | +                         | +                   | +                  | +                   | +             | +                 | +                 | +   | +        | +                       | +                             | +               | + | + |
| Attention:         |        |        |        |        |        |                           |                         |                    |                        |           |            |                  |              |                     |                       |                    |                     |              |                |                    |          |              |           |                           |                     |                    |                     |               |                   |                   |     |          |                         |                               |                 |   |   |

| NISSAN MICRA (K13) |        |        |        |        |        |                           |                         | year: 2010 →       | without Keyless System |           |            |                  |              |                     |                       | program No: 11259  | from: 2021-09-09    |              |                |                    |          |              |           |                           |                     |                    |                     |               |                   |                   |     |          |                         |                               |                 |   |   |
|--------------------|--------|--------|--------|--------|--------|---------------------------|-------------------------|--------------------|------------------------|-----------|------------|------------------|--------------|---------------------|-----------------------|--------------------|---------------------|--------------|----------------|--------------------|----------|--------------|-----------|---------------------------|---------------------|--------------------|---------------------|---------------|-------------------|-------------------|-----|----------|-------------------------|-------------------------------|-----------------|---|---|
| connector 8 pin    |        |        |        |        |        |                           |                         | connector 15 pin   |                        |           |            |                  |              |                     | connector 10 pin      |                    |                     |              |                |                    |          |              |           |                           |                     |                    |                     |               |                   |                   |     |          |                         |                               |                 |   |   |
| CAN H              | CAN L  | CAN H  | CAN L  | CAN H  | CAN L  | OUT +                     | OUT -                   | OUT                | OUT                    | OUT       | OUT        | OUT              | OUT          | OUT                 | OUT                   | OUT                | OUT                 | OUT          | OUT            | OUT                | OUT      | IN           | IN        | IN                        | IN                  | IN                 | IN                  |               |                   |                   |     |          |                         |                               |                 |   |   |
| CAN1-H             | CAN1-L | CAN2-H | CAN2-L | CAN3-H | CAN3-L | Alternative blink control | Alt. contr. centr. lock | Driver door sensor | Passengers door sensor | Trunk lid | Hood sense | Original alarm++ | Arming state | Lock factory remote | Unlock factory remote | Any button pressed | Handbrake / Parking | Speed 10kmph | Engine running | Engine speed (RPM) | Ignition | Key inserted | Footbrake | Drivers door opening sim. | Turn off the engine | Turn on the engine | Turn signal control | Trunk release | Opening all doors | Closing all doors | GND | PWR +12V | Contr. of factory alarm | Contr. c.lock. when ign.is on | Comfort closure |   |   |
| 1                  | 2      | 3      | 4      | 5      | 6      | 7                         | 8                       | 1                  | 2                      | 3         | 4          | 5                | 6            | 7                   | 8                     | 9                  | 10                  | 11           | 12             | 13                 | 14       | 15           | 1         | 2                         | 3                   | 4                  | 5                   | 6             | 7                 | 8                 | 9   | 10       |                         |                               |                 |   |   |
| +                  | +      | +      | +      | +      | +      | +                         | +                       | +                  | +                      | +         | +          | +                | +            | +                   | +                     | +                  | +                   | +            | +              | +                  | +        | +            | +         | +                         | +                   | +                  | +                   | +             | +                 | +                 | +   | +        | +                       | +                             | +               | + | + |
| Attention:         |        |        |        |        |        |                           |                         |                    |                        |           |            |                  |              |                     |                       |                    |                     |              |                |                    |          |              |           |                           |                     |                    |                     |               |                   |                   |     |          |                         |                               |                 |   |   |

| NISSAN MICRA (K12) |        |        |        |        |        |                           |                         | year: 2006 →       | without Keyless System |           |            |                  |              |                     |                       | program No: 11145  | from: 2017-09-01    |              |                |                    |          |              |           |                           |                     |                    |                     |               |                   |                   |     |          |                         |                               |                 |   |   |
|--------------------|--------|--------|--------|--------|--------|---------------------------|-------------------------|--------------------|------------------------|-----------|------------|------------------|--------------|---------------------|-----------------------|--------------------|---------------------|--------------|----------------|--------------------|----------|--------------|-----------|---------------------------|---------------------|--------------------|---------------------|---------------|-------------------|-------------------|-----|----------|-------------------------|-------------------------------|-----------------|---|---|
| connector 8 pin    |        |        |        |        |        |                           |                         | connector 15 pin   |                        |           |            |                  |              |                     | connector 10 pin      |                    |                     |              |                |                    |          |              |           |                           |                     |                    |                     |               |                   |                   |     |          |                         |                               |                 |   |   |
| CAN H              | CAN L  | CAN H  | CAN L  | CAN H  | CAN L  | OUT +                     | OUT -                   | OUT                | OUT                    | OUT       | OUT        | OUT              | OUT          | OUT                 | OUT                   | OUT                | OUT                 | OUT          | OUT            | OUT                | OUT      | IN           | IN        | IN                        | IN                  | IN                 | IN                  |               |                   |                   |     |          |                         |                               |                 |   |   |
| CAN1-H             | CAN1-L | CAN2-H | CAN2-L | CAN3-H | CAN3-L | Alternative blink control | Alt. contr. centr. lock | Driver door sensor | Passengers door sensor | Trunk lid | Hood sense | Original alarm++ | Arming state | Lock factory remote | Unlock factory remote | Any button pressed | Handbrake / Parking | Speed 10kmph | Engine running | Engine speed (RPM) | Ignition | Key inserted | Footbrake | Drivers door opening sim. | Turn off the engine | Turn on the engine | Turn signal control | Trunk release | Opening all doors | Closing all doors | GND | PWR +12V | Contr. of factory alarm | Contr. c.lock. when ign.is on | Comfort closure |   |   |
| 1                  | 2      | 3      | 4      | 5      | 6      | 7                         | 8                       | 1                  | 2                      | 3         | 4          | 5                | 6            | 7                   | 8                     | 9                  | 10                  | 11           | 12             | 13                 | 14       | 15           | 1         | 2                         | 3                   | 4                  | 5                   | 6             | 7                 | 8                 | 9   | 10       |                         |                               |                 |   |   |
| +                  | +      | +      | +      | +      | +      | +                         | +                       | +                  | +                      | +         | +          | +                | +            | +                   | +                     | +                  | +                   | +            | +              | +                  | +        | +            | +         | +                         | +                   | +                  | +                   | +             | +                 | +                 | +   | +        | +                       | +                             | +               | + | + |
| Attention:         |        |        |        |        |        |                           |                         |                    |                        |           |            |                  |              |                     |                       |                    |                     |              |                |                    |          |              |           |                           |                     |                    |                     |               |                   |                   |     |          |                         |                               |                 |   |   |

Switches

| NISSAN MICRA (K12) (Keyless) |        |        |        |        |        |       |       |                           |                         | year: 2006 → with Keyless System |                        |           |            |                  |              |                     |                       |                    |                     | program №: 11186 |                |                    |          |              |           |                           |                     |                    |                     | from: 2017-09-01 |                   |                   |       |          |                         |                             |                 |       |       |  |  |  |  |  |  |  |  |  |  |  |  |  |  |  |
|------------------------------|--------|--------|--------|--------|--------|-------|-------|---------------------------|-------------------------|----------------------------------|------------------------|-----------|------------|------------------|--------------|---------------------|-----------------------|--------------------|---------------------|------------------|----------------|--------------------|----------|--------------|-----------|---------------------------|---------------------|--------------------|---------------------|------------------|-------------------|-------------------|-------|----------|-------------------------|-----------------------------|-----------------|-------|-------|--|--|--|--|--|--|--|--|--|--|--|--|--|--|--|
| connector 8 pin              |        |        |        |        |        |       |       |                           |                         | connector 15 pin                 |                        |           |            |                  |              |                     |                       |                    |                     | connector 10 pin |                |                    |          |              |           |                           |                     |                    |                     |                  |                   |                   |       |          |                         |                             |                 |       |       |  |  |  |  |  |  |  |  |  |  |  |  |  |  |  |
| CAN H                        | CAN L  | CAN H  | CAN L  | CAN H  | CAN L  | CAN H | CAN L | OUT +                     | OUT -                   | OUT -                            | OUT -                  | OUT -     | OUT -      | OUT -            | OUT -        | OUT -               | OUT -                 | OUT -              | OUT -               | OUT +            | IN             | IN                 | IN       | IN           | IN        | IN                        | IN                  | IN                 | IN                  | OUT +            | OUT +             | OUT +             | OUT + | OUT +    | OUT +                   | OUT +                       | OUT +           | OUT + | OUT + |  |  |  |  |  |  |  |  |  |  |  |  |  |  |  |
| CAN1-H                       | CAN1-L | CAN2-H | CAN2-L | CAN3-H | CAN3-L |       |       | Alternative blink control | Alt. contr. centr. lock | Driver door sensor               | Passengers door sensor | Trunk lid | Hood sense | Original alarm++ | Arming state | Lock factory remote | Unlock factory remote | Any button pressed | Handbrake / Parking | Speed 10kmph     | Engine running | Engine speed (RPM) | Ignition | Key inserted | Footbrake | Drivers door opening sim. | Turn off the engine | Turn on the engine | Turn signal control | Trunk release    | Opening all doors | Closing all doors | GND   | PWR +12V | Contr. of factory alarm | Contr.c.lock when ign.is on | Comfort closure |       |       |  |  |  |  |  |  |  |  |  |  |  |  |  |  |  |
| 1                            | 2      | 3      | 4      | 5      | 6      | 7     | 8     |                           |                         | 1                                | 2                      | 3         | 4          | 5                | 6            | 7                   | 8                     | 9                  | 10                  | 11               | 12             | 13                 | 14       | 15           | 1         | 2                         | 3                   | 4                  | 5                   | 6                | 7                 | 8                 | 9     | 10       |                         |                             |                 |       |       |  |  |  |  |  |  |  |  |  |  |  |  |  |  |  |
| +                            | +      | +      | +      | +      | +      | +     | +     | +                         | +                       | +                                | +                      | +         | +          | +                | +            | +                   | +                     | +                  | +                   | +                | +              | +                  | +        | +            | +         | +                         | +                   | +                  | +                   | +                | +                 | +                 | +     | +        |                         |                             |                 |       |       |  |  |  |  |  |  |  |  |  |  |  |  |  |  |  |

Attention:

| NISSAN MURANO (Z52) |        |        |        |        |        |       |       |                           |                         | year: 2015 → with and without Keyless System |                        |           |            |                  |              |                     |                       |                    |                     | program №: 11958 |                |                    |          |              |           |                           |                     |                    |                     | from: 2023-07-13 |                   |                   |       |          |                         |                             |                 |       |       |  |  |  |  |  |  |  |  |  |  |  |  |  |  |  |
|---------------------|--------|--------|--------|--------|--------|-------|-------|---------------------------|-------------------------|----------------------------------------------|------------------------|-----------|------------|------------------|--------------|---------------------|-----------------------|--------------------|---------------------|------------------|----------------|--------------------|----------|--------------|-----------|---------------------------|---------------------|--------------------|---------------------|------------------|-------------------|-------------------|-------|----------|-------------------------|-----------------------------|-----------------|-------|-------|--|--|--|--|--|--|--|--|--|--|--|--|--|--|--|
| connector 8 pin     |        |        |        |        |        |       |       |                           |                         | connector 15 pin                             |                        |           |            |                  |              |                     |                       |                    |                     | connector 10 pin |                |                    |          |              |           |                           |                     |                    |                     |                  |                   |                   |       |          |                         |                             |                 |       |       |  |  |  |  |  |  |  |  |  |  |  |  |  |  |  |
| CAN H               | CAN L  | CAN H  | CAN L  | CAN H  | CAN L  | CAN H | CAN L | OUT +                     | OUT -                   | OUT -                                        | OUT -                  | OUT -     | OUT -      | OUT -            | OUT -        | OUT -               | OUT -                 | OUT -              | OUT -               | OUT +            | IN             | IN                 | IN       | IN           | IN        | IN                        | IN                  | IN                 | IN                  | OUT +            | OUT +             | OUT +             | OUT + | OUT +    | OUT +                   | OUT +                       | OUT +           | OUT + | OUT + |  |  |  |  |  |  |  |  |  |  |  |  |  |  |  |
| CAN1-H              | CAN1-L | CAN2-H | CAN2-L | CAN3-H | CAN3-L |       |       | Alternative blink control | Alt. contr. centr. lock | Driver door sensor                           | Passengers door sensor | Trunk lid | Hood sense | Original alarm++ | Arming state | Lock factory remote | Unlock factory remote | Any button pressed | Handbrake / Parking | Speed 10kmph     | Engine running | Engine speed (RPM) | Ignition | Key inserted | Footbrake | Drivers door opening sim. | Turn off the engine | Turn on the engine | Turn signal control | Trunk release    | Opening all doors | Closing all doors | GND   | PWR +12V | Contr. of factory alarm | Contr.c.lock when ign.is on | Comfort closure |       |       |  |  |  |  |  |  |  |  |  |  |  |  |  |  |  |
| 1                   | 2      | 3      | 4      | 5      | 6      | 7     | 8     |                           |                         | 1                                            | 2                      | 3         | 4          | 5                | 6            | 7                   | 8                     | 9                  | 10                  | 11               | 12             | 13                 | 14       | 15           | 1         | 2                         | 3                   | 4                  | 5                   | 6                | 7                 | 8                 | 9     | 10       |                         |                             |                 |       |       |  |  |  |  |  |  |  |  |  |  |  |  |  |  |  |
| +                   | +      | +      | +      | +      | +      | +     | +     | +                         | +                       | +                                            | +                      | +         | +          | +                | +            | +                   | +                     | +                  | +                   | +                | +              | +                  | +        | +            | +         | +                         | +                   | +                  | +                   | +                | +                 | +                 | +     | +        |                         |                             |                 |       |       |  |  |  |  |  |  |  |  |  |  |  |  |  |  |  |

Switches

| NISSAN MURANO (Z51) |        |        |        |        |        |       |       |                           |                         | year: 2011 → with and without Keyless System |                        |           |            |                  |              |                     |                       |                    |                     | program №: 11216 |                |                    |          |              |           |                           |                     |                    |                     | from: 2021-09-09 |                   |                   |       |          |                         |                             |                 |       |       |  |  |  |  |  |  |  |  |  |  |  |  |  |  |  |
|---------------------|--------|--------|--------|--------|--------|-------|-------|---------------------------|-------------------------|----------------------------------------------|------------------------|-----------|------------|------------------|--------------|---------------------|-----------------------|--------------------|---------------------|------------------|----------------|--------------------|----------|--------------|-----------|---------------------------|---------------------|--------------------|---------------------|------------------|-------------------|-------------------|-------|----------|-------------------------|-----------------------------|-----------------|-------|-------|--|--|--|--|--|--|--|--|--|--|--|--|--|--|--|
| connector 8 pin     |        |        |        |        |        |       |       |                           |                         | connector 15 pin                             |                        |           |            |                  |              |                     |                       |                    |                     | connector 10 pin |                |                    |          |              |           |                           |                     |                    |                     |                  |                   |                   |       |          |                         |                             |                 |       |       |  |  |  |  |  |  |  |  |  |  |  |  |  |  |  |
| CAN H               | CAN L  | CAN H  | CAN L  | CAN H  | CAN L  | CAN H | CAN L | OUT +                     | OUT -                   | OUT -                                        | OUT -                  | OUT -     | OUT -      | OUT -            | OUT -        | OUT -               | OUT -                 | OUT -              | OUT -               | OUT +            | IN             | IN                 | IN       | IN           | IN        | IN                        | IN                  | IN                 | IN                  | OUT +            | OUT +             | OUT +             | OUT + | OUT +    | OUT +                   | OUT +                       | OUT +           | OUT + | OUT + |  |  |  |  |  |  |  |  |  |  |  |  |  |  |  |
| CAN1-H              | CAN1-L | CAN2-H | CAN2-L | CAN3-H | CAN3-L |       |       | Alternative blink control | Alt. contr. centr. lock | Driver door sensor                           | Passengers door sensor | Trunk lid | Hood sense | Original alarm++ | Arming state | Lock factory remote | Unlock factory remote | Any button pressed | Handbrake / Parking | Speed 10kmph     | Engine running | Engine speed (RPM) | Ignition | Key inserted | Footbrake | Drivers door opening sim. | Turn off the engine | Turn on the engine | Turn signal control | Trunk release    | Opening all doors | Closing all doors | GND   | PWR +12V | Contr. of factory alarm | Contr.c.lock when ign.is on | Comfort closure |       |       |  |  |  |  |  |  |  |  |  |  |  |  |  |  |  |
| 1                   | 2      | 3      | 4      | 5      | 6      | 7     | 8     |                           |                         | 1                                            | 2                      | 3         | 4          | 5                | 6            | 7                   | 8                     | 9                  | 10                  | 11               | 12             | 13                 | 14       | 15           | 1         | 2                         | 3                   | 4                  | 5                   | 6                | 7                 | 8                 | 9     | 10       |                         |                             |                 |       |       |  |  |  |  |  |  |  |  |  |  |  |  |  |  |  |
| +                   | +      | +      | +      | +      | +      | +     | +     | +                         | +                       | +                                            | +                      | +         | +          | +                | +            | +                   | +                     | +                  | +                   | +                | +              | +                  | +        | +            | +         | +                         | +                   | +                  | +                   | +                | +                 | +                 | +     | +        |                         |                             |                 |       |       |  |  |  |  |  |  |  |  |  |  |  |  |  |  |  |

Switches

| NISSAN MURANO (Z50) |        |        |        |        |        |       |       |                           |                         | year: 2007 → with and without Keyless System |                        |           |            |                  |              |                     |                       |                    |                     | program №: 11174 |                |                    |          |              |           |                           |                     |                    |                     | from: 2021-09-09 |                   |                   |       |          |                         |                             |                 |       |       |  |  |  |  |  |  |  |  |  |  |  |  |  |  |  |
|---------------------|--------|--------|--------|--------|--------|-------|-------|---------------------------|-------------------------|----------------------------------------------|------------------------|-----------|------------|------------------|--------------|---------------------|-----------------------|--------------------|---------------------|------------------|----------------|--------------------|----------|--------------|-----------|---------------------------|---------------------|--------------------|---------------------|------------------|-------------------|-------------------|-------|----------|-------------------------|-----------------------------|-----------------|-------|-------|--|--|--|--|--|--|--|--|--|--|--|--|--|--|--|
| connector 8 pin     |        |        |        |        |        |       |       |                           |                         | connector 15 pin                             |                        |           |            |                  |              |                     |                       |                    |                     | connector 10 pin |                |                    |          |              |           |                           |                     |                    |                     |                  |                   |                   |       |          |                         |                             |                 |       |       |  |  |  |  |  |  |  |  |  |  |  |  |  |  |  |
| CAN H               | CAN L  | CAN H  | CAN L  | CAN H  | CAN L  | CAN H | CAN L | OUT +                     | OUT -                   | OUT -                                        | OUT -                  | OUT -     | OUT -      | OUT -            | OUT -        | OUT -               | OUT -                 | OUT -              | OUT -               | OUT +            | IN             | IN                 | IN       | IN           | IN        | IN                        | IN                  | IN                 | IN                  | OUT +            | OUT +             | OUT +             | OUT + | OUT +    | OUT +                   | OUT +                       | OUT +           | OUT + | OUT + |  |  |  |  |  |  |  |  |  |  |  |  |  |  |  |
| CAN1-H              | CAN1-L | CAN2-H | CAN2-L | CAN3-H | CAN3-L |       |       | Alternative blink control | Alt. contr. centr. lock | Driver door sensor                           | Passengers door sensor | Trunk lid | Hood sense | Original alarm++ | Arming state | Lock factory remote | Unlock factory remote | Any button pressed | Handbrake / Parking | Speed 10kmph     | Engine running | Engine speed (RPM) | Ignition | Key inserted | Footbrake | Drivers door opening sim. | Turn off the engine | Turn on the engine | Turn signal control | Trunk release    | Opening all doors | Closing all doors | GND   | PWR +12V | Contr. of factory alarm | Contr.c.lock when ign.is on | Comfort closure |       |       |  |  |  |  |  |  |  |  |  |  |  |  |  |  |  |
| 1                   | 2      | 3      | 4      | 5      | 6      | 7     | 8     |                           |                         | 1                                            | 2                      | 3         | 4          | 5                | 6            | 7                   | 8                     | 9                  | 10                  | 11               | 12             | 13                 | 14       | 15           | 1         | 2                         | 3                   | 4                  | 5                   | 6                | 7                 | 8                 | 9     | 10       |                         |                             |                 |       |       |  |  |  |  |  |  |  |  |  |  |  |  |  |  |  |
| +                   | +      | +      | +      | +      | +      | +     | +     | +                         | +                       | +                                            | +                      | +         | +          | +                | +            | +                   | +                     | +                  | +                   | +                | +              | +                  | +        | +            | +         | +                         | +                   | +                  | +                   | +                | +                 | +                 | +     | +        |                         |                             |                 |       |       |  |  |  |  |  |  |  |  |  |  |  |  |  |  |  |

Switches

| NISSAN NAVARA (D40) |        |        |        |        |        |       |       |                           |                         | year: 2005 → without Keyless System |                        |           |            |                  |              |                     |                       |                    |                     | program №: 11139 |                |                    |          |              |           |                           |                     |                    |                     | from: 2021-09-09 |                   |                   |       |          |                         |                             |                 |       |       |  |  |  |  |  |  |  |  |  |  |  |  |  |  |  |
|---------------------|--------|--------|--------|--------|--------|-------|-------|---------------------------|-------------------------|-------------------------------------|------------------------|-----------|------------|------------------|--------------|---------------------|-----------------------|--------------------|---------------------|------------------|----------------|--------------------|----------|--------------|-----------|---------------------------|---------------------|--------------------|---------------------|------------------|-------------------|-------------------|-------|----------|-------------------------|-----------------------------|-----------------|-------|-------|--|--|--|--|--|--|--|--|--|--|--|--|--|--|--|
| connector 8 pin     |        |        |        |        |        |       |       |                           |                         | connector 15 pin                    |                        |           |            |                  |              |                     |                       |                    |                     | connector 10 pin |                |                    |          |              |           |                           |                     |                    |                     |                  |                   |                   |       |          |                         |                             |                 |       |       |  |  |  |  |  |  |  |  |  |  |  |  |  |  |  |
| CAN H               | CAN L  | CAN H  | CAN L  | CAN H  | CAN L  | CAN H | CAN L | OUT +                     | OUT -                   | OUT -                               | OUT -                  | OUT -     | OUT -      | OUT -            | OUT -        | OUT -               | OUT -                 | OUT -              | OUT -               | OUT +            | IN             | IN                 | IN       | IN           | IN        | IN                        | IN                  | IN                 | IN                  | OUT +            | OUT +             | OUT +             | OUT + | OUT +    | OUT +                   | OUT +                       | OUT +           | OUT + | OUT + |  |  |  |  |  |  |  |  |  |  |  |  |  |  |  |
| CAN1-H              | CAN1-L | CAN2-H | CAN2-L | CAN3-H | CAN3-L |       |       | Alternative blink control | Alt. contr. centr. lock | Driver door sensor                  | Passengers door sensor | Trunk lid | Hood sense | Original alarm++ | Arming state | Lock factory remote | Unlock factory remote | Any button pressed | Handbrake / Parking | Speed 10kmph     | Engine running | Engine speed (RPM) | Ignition | Key inserted | Footbrake | Drivers door opening sim. | Turn off the engine | Turn on the engine | Turn signal control | Trunk release    | Opening all doors | Closing all doors | GND   | PWR +12V | Contr. of factory alarm | Contr.c.lock when ign.is on | Comfort closure |       |       |  |  |  |  |  |  |  |  |  |  |  |  |  |  |  |
| 1                   | 2      | 3      | 4      | 5      | 6      | 7     | 8     |                           |                         | 1                                   | 2                      | 3         | 4          | 5                | 6            | 7                   | 8                     | 9                  | 10                  | 11               | 12             | 13                 | 14       | 15           | 1         | 2                         | 3                   | 4                  | 5                   | 6                | 7                 | 8                 | 9     | 10       |                         |                             |                 |       |       |  |  |  |  |  |  |  |  |  |  |  |  |  |  |  |
| +                   | +      | +      | +      | +      | +      | +     | +     | +                         | +                       | +                                   | +                      | +         | +          | +                | +            | +                   | +                     | +                  | +                   | +                | +              | +                  | +        | +            | +         | +                         | +                   | +                  | +                   | +                | +                 | +                 | +     | +        |                         |                             |                 |       |       |  |  |  |  |  |  |  |  |  |  |  |  |  |  |  |

Switches

**NISSAN NAVARA NP300 (D23)**

year: 2015 →

with and without Keyless System

program №: 12972

from: 2020-01-24

| connector 8 pin |        |        |        |        |        |                           |                         |
|-----------------|--------|--------|--------|--------|--------|---------------------------|-------------------------|
| CAN H           | CAN L  | CAN H  | CAN L  | CAN H  | CAN L  | OUT +                     | OUT -                   |
| CAN1-H          | CAN1-L | CAN2-H | CAN2-L | CAN3-H | CAN3-L | Alternative blink control | Alt. contr. centr. lock |
| 1               | 2      | 3      | 4      | 5      | 6      | 7                         | 8                       |
| +               | +      | +      | +      | +      | +      | +                         | +                       |

| connector 15 pin   |                        |           |            |                  |              |                     |                       |                    |                     |              |                |                    |          |              |
|--------------------|------------------------|-----------|------------|------------------|--------------|---------------------|-----------------------|--------------------|---------------------|--------------|----------------|--------------------|----------|--------------|
| OUT                | OUT                    | OUT       | OUT        | OUT              | OUT          | OUT                 | OUT                   | OUT                | OUT                 | OUT          | OUT            | OUT                | OUT      | OUT          |
| Driver door sensor | Passengers door sensor | Trunk lid | Hood sense | Original alarm++ | Arming state | Lock factory remote | Unlock factory remote | Any button pressed | Handbrake / Parking | Speed 10kmph | Engine running | Engine speed (RPM) | Ignition | Key inserted |
| 1                  | 2                      | 3         | 4          | 5                | 6            | 7                   | 8                     | 9                  | 10                  | 11           | 12             | 13                 | 14       | 15           |
| +                  | +                      | +         | +          | +                | +            | +                   | +                     | +                  | +                   | +            | +              | +                  | +        | +            |

| connector 10 pin |                           |                     |                    |                     |               |                   |                   |     |          |
|------------------|---------------------------|---------------------|--------------------|---------------------|---------------|-------------------|-------------------|-----|----------|
| OUT              | IN                        | IN                  | IN                 | IN                  | IN            | IN                | IN                | IN  | IN       |
| Footbrake        | Drivers door opening sim. | Turn off the engine | Turn on the engine | Turn signal control | Trunk release | Opening all doors | Closing all doors | GND | PWR +12V |
| 1                | 2                         | 3                   | 4                  | 5                   | 6             | 7                 | 8                 | 9   | 10       |
| +                | +                         | +                   | +                  | +                   | +             | +                 | +                 | +   | +        |

Attention:

**NISSAN NOTE (E12) (Keyless)**

year: 2013 →

with Keyless System

program №: 11259

from: 2021-09-09

| connector 8 pin |        |        |        |        |        |                           |                         |
|-----------------|--------|--------|--------|--------|--------|---------------------------|-------------------------|
| CAN H           | CAN L  | CAN H  | CAN L  | CAN H  | CAN L  | OUT +                     | OUT -                   |
| CAN1-H          | CAN1-L | CAN2-H | CAN2-L | CAN3-H | CAN3-L | Alternative blink control | Alt. contr. centr. lock |
| 1               | 2      | 3      | 4      | 5      | 6      | 7                         | 8                       |
| +               | +      | +      | +      | +      | +      | +                         | +                       |

| connector 15 pin   |                        |           |            |                  |              |                     |                       |                    |                     |              |                |                    |          |              |
|--------------------|------------------------|-----------|------------|------------------|--------------|---------------------|-----------------------|--------------------|---------------------|--------------|----------------|--------------------|----------|--------------|
| OUT                | OUT                    | OUT       | OUT        | OUT              | OUT          | OUT                 | OUT                   | OUT                | OUT                 | OUT          | OUT            | OUT                | OUT      | OUT          |
| Driver door sensor | Passengers door sensor | Trunk lid | Hood sense | Original alarm++ | Arming state | Lock factory remote | Unlock factory remote | Any button pressed | Handbrake / Parking | Speed 10kmph | Engine running | Engine speed (RPM) | Ignition | Key inserted |
| 1                  | 2                      | 3         | 4          | 5                | 6            | 7                   | 8                     | 9                  | 10                  | 11           | 12             | 13                 | 14       | 15           |
| +                  | +                      | +         | +          | +                | +            | +                   | +                     | +                  | +                   | +            | +              | +                  | +        | +            |

| connector 10 pin |                           |                     |                    |                     |               |                   |                   |     |          |
|------------------|---------------------------|---------------------|--------------------|---------------------|---------------|-------------------|-------------------|-----|----------|
| OUT              | IN                        | IN                  | IN                 | IN                  | IN            | IN                | IN                | IN  | IN       |
| Footbrake        | Drivers door opening sim. | Turn off the engine | Turn on the engine | Turn signal control | Trunk release | Opening all doors | Closing all doors | GND | PWR +12V |
| 1                | 2                         | 3                   | 4                  | 5                   | 6             | 7                 | 8                 | 9   | 10       |
| +                | +                         | +                   | +                  | +                   | +             | +                 | +                 | +   | +        |

Attention:

**NISSAN NOTE (E12)**

year: 2013 →

without Keyless System

program №: 11259

from: 2021-09-09

| connector 8 pin |        |        |        |        |        |                           |                         |
|-----------------|--------|--------|--------|--------|--------|---------------------------|-------------------------|
| CAN H           | CAN L  | CAN H  | CAN L  | CAN H  | CAN L  | OUT +                     | OUT -                   |
| CAN1-H          | CAN1-L | CAN2-H | CAN2-L | CAN3-H | CAN3-L | Alternative blink control | Alt. contr. centr. lock |
| 1               | 2      | 3      | 4      | 5      | 6      | 7                         | 8                       |
| +               | +      | +      | +      | +      | +      | +                         | +                       |

| connector 15 pin   |                        |           |            |                  |              |                     |                       |                    |                     |              |                |                    |          |              |
|--------------------|------------------------|-----------|------------|------------------|--------------|---------------------|-----------------------|--------------------|---------------------|--------------|----------------|--------------------|----------|--------------|
| OUT                | OUT                    | OUT       | OUT        | OUT              | OUT          | OUT                 | OUT                   | OUT                | OUT                 | OUT          | OUT            | OUT                | OUT      | OUT          |
| Driver door sensor | Passengers door sensor | Trunk lid | Hood sense | Original alarm++ | Arming state | Lock factory remote | Unlock factory remote | Any button pressed | Handbrake / Parking | Speed 10kmph | Engine running | Engine speed (RPM) | Ignition | Key inserted |
| 1                  | 2                      | 3         | 4          | 5                | 6            | 7                   | 8                     | 9                  | 10                  | 11           | 12             | 13                 | 14       | 15           |
| +                  | +                      | +         | +          | +                | +            | +                   | +                     | +                  | +                   | +            | +              | +                  | +        | +            |

| connector 10 pin |                           |                     |                    |                     |               |                   |                   |     |          |
|------------------|---------------------------|---------------------|--------------------|---------------------|---------------|-------------------|-------------------|-----|----------|
| OUT              | IN                        | IN                  | IN                 | IN                  | IN            | IN                | IN                | IN  | IN       |
| Footbrake        | Drivers door opening sim. | Turn off the engine | Turn on the engine | Turn signal control | Trunk release | Opening all doors | Closing all doors | GND | PWR +12V |
| 1                | 2                         | 3                   | 4                  | 5                   | 6             | 7                 | 8                 | 9   | 10       |
| +                | +                         | +                   | +                  | +                   | +             | +                 | +                 | +   | +        |

Attention:

**NISSAN NOTE (E11)**

year: 2006 →

without Keyless System

program №: 11145

from: 2017-09-01

| connector 8 pin |        |        |        |        |        |                           |                         |
|-----------------|--------|--------|--------|--------|--------|---------------------------|-------------------------|
| CAN H           | CAN L  | CAN H  | CAN L  | CAN H  | CAN L  | OUT +                     | OUT -                   |
| CAN1-H          | CAN1-L | CAN2-H | CAN2-L | CAN3-H | CAN3-L | Alternative blink control | Alt. contr. centr. lock |
| 1               | 2      | 3      | 4      | 5      | 6      | 7                         | 8                       |
| +               | +      | +      | +      | +      | +      | +                         | +                       |

| connector 15 pin   |                        |           |            |                  |              |                     |                       |                    |                     |              |                |                    |          |              |
|--------------------|------------------------|-----------|------------|------------------|--------------|---------------------|-----------------------|--------------------|---------------------|--------------|----------------|--------------------|----------|--------------|
| OUT                | OUT                    | OUT       | OUT        | OUT              | OUT          | OUT                 | OUT                   | OUT                | OUT                 | OUT          | OUT            | OUT                | OUT      | OUT          |
| Driver door sensor | Passengers door sensor | Trunk lid | Hood sense | Original alarm++ | Arming state | Lock factory remote | Unlock factory remote | Any button pressed | Handbrake / Parking | Speed 10kmph | Engine running | Engine speed (RPM) | Ignition | Key inserted |
| 1                  | 2                      | 3         | 4          | 5                | 6            | 7                   | 8                     | 9                  | 10                  | 11           | 12             | 13                 | 14       | 15           |
| +                  | +                      | +         | +          | +                | +            | +                   | +                     | +                  | +                   | +            | +              | +                  | +        | +            |

| connector 10 pin |                           |                     |                    |                     |               |                   |                   |     |          |
|------------------|---------------------------|---------------------|--------------------|---------------------|---------------|-------------------|-------------------|-----|----------|
| OUT              | IN                        | IN                  | IN                 | IN                  | IN            | IN                | IN                | IN  | IN       |
| Footbrake        | Drivers door opening sim. | Turn off the engine | Turn on the engine | Turn signal control | Trunk release | Opening all doors | Closing all doors | GND | PWR +12V |
| 1                | 2                         | 3                   | 4                  | 5                   | 6             | 7                 | 8                 | 9   | 10       |
| +                | +                         | +                   | +                  | +                   | +             | +                 | +                 | +   | +        |

Attention:

**NISSAN NOTE (E11) (Keyless)**

year: 2006 →

with Keyless System

program №: 11186

from: 2017-09-01

| connector 8 pin |        |        |        |        |        |                           |                         |
|-----------------|--------|--------|--------|--------|--------|---------------------------|-------------------------|
| CAN H           | CAN L  | CAN H  | CAN L  | CAN H  | CAN L  | OUT +                     | OUT -                   |
| CAN1-H          | CAN1-L | CAN2-H | CAN2-L | CAN3-H | CAN3-L | Alternative blink control | Alt. contr. centr. lock |
| 1               | 2      | 3      | 4      | 5      | 6      | 7                         | 8                       |
| +               | +      | +      | +      | +      | +      | +                         | +                       |

| connector 15 pin   |                        |           |            |                  |              |                     |                       |                    |                     |              |                |                    |          |              |
|--------------------|------------------------|-----------|------------|------------------|--------------|---------------------|-----------------------|--------------------|---------------------|--------------|----------------|--------------------|----------|--------------|
| OUT                | OUT                    | OUT       | OUT        | OUT              | OUT          | OUT                 | OUT                   | OUT                | OUT                 | OUT          | OUT            | OUT                | OUT      | OUT          |
| Driver door sensor | Passengers door sensor | Trunk lid | Hood sense | Original alarm++ | Arming state | Lock factory remote | Unlock factory remote | Any button pressed | Handbrake / Parking | Speed 10kmph | Engine running | Engine speed (RPM) | Ignition | Key inserted |
| 1                  | 2                      | 3         | 4          | 5                | 6            | 7                   | 8                     | 9                  | 10                  | 11           | 12             | 13                 | 14       | 15           |
| +                  | +                      | +         | +          | +                | +            | +                   | +                     | +                  | +                   | +            | +              | +                  | +        | +            |

| connector 10 pin |                           |                     |                    |                     |               |                   |                   |     |          |
|------------------|---------------------------|---------------------|--------------------|---------------------|---------------|-------------------|-------------------|-----|----------|
| OUT              | IN                        | IN                  | IN                 | IN                  | IN            | IN                | IN                | IN  | IN       |
| Footbrake        | Drivers door opening sim. | Turn off the engine | Turn on the engine | Turn signal control | Trunk release | Opening all doors | Closing all doors | GND | PWR +12V |
| 1                | 2                         | 3                   | 4                  | 5                   | 6             | 7                 | 8                 | 9   | 10       |
| +                | +                         | +                   | +                  | +                   | +             | +                 | +                 | +   | +        |

Attention:

Switches

|                         |                              |                 |
|-------------------------|------------------------------|-----------------|
| Contr. of factory alarm | Contr.c.lock, when ign.is on | Comfort closure |
| +                       | +                            | +               |

|                         |                              |                 |
|-------------------------|------------------------------|-----------------|
| Contr. of factory alarm | Contr.c.lock, when ign.is on | Comfort closure |
| +                       | +                            | +               |

|                         |                              |                 |
|-------------------------|------------------------------|-----------------|
| Contr. of factory alarm | Contr.c.lock, when ign.is on | Comfort closure |
| +                       | +                            | +               |

|                         |                              |                 |
|-------------------------|------------------------------|-----------------|
| Contr. of factory alarm | Contr.c.lock, when ign.is on | Comfort closure |
| +                       | +                            | +               |

|                         |                              |                 |
|-------------------------|------------------------------|-----------------|
| Contr. of factory alarm | Contr.c.lock, when ign.is on | Comfort closure |
| +                       | +                            | +               |

**NISSAN NP300 (D22)**

year: **2008** →

program #: **11548**

from: **2017-09-01**

| connector 8 pin |        |        |        |        |        |                           |                         |
|-----------------|--------|--------|--------|--------|--------|---------------------------|-------------------------|
| CAN H           | CAN L  | CAN H  | CAN L  | CAN H  | CAN L  | OUT +                     | OUT -                   |
| CAN1-H          | CAN1-L | CAN2-H | CAN2-L | CAN3-H | CAN3-L | Alternative blink control | Alt. contr. centr. lock |
| 1               | 2      | 3      | 4      | 5      | 6      | 7                         | 8                       |
| +               | +      |        |        |        |        | +                         |                         |

| connector 15 pin   |                        |           |            |                  |              |                     |                       |                    |                     |              |                |                    |          |              |
|--------------------|------------------------|-----------|------------|------------------|--------------|---------------------|-----------------------|--------------------|---------------------|--------------|----------------|--------------------|----------|--------------|
| OUT                | OUT                    | OUT       | OUT        | OUT              | OUT          | OUT                 | OUT                   | OUT                | OUT                 | OUT          | OUT            | OUT                | OUT      | OUT          |
| Driver door sensor | Passengers door sensor | Trunk lid | Hood sense | Original alarm++ | Arming state | Lock factory remote | Unlock factory remote | Any button pressed | Handbrake / Parking | Speed 10kmph | Engine running | Engine speed (RPM) | Ignition | Key inserted |
| 1                  | 2                      | 3         | 4          | 5                | 6            | 7                   | 8                     | 9                  | 10                  | 11           | 12             | 13                 | 14       | 15           |
| +                  | +                      |           |            |                  | +            | +                   | +                     | +                  | +                   | +            | +              | +                  | +        | +            |

| connector 10 pin |                           |                     |                    |                     |               |                   |                   |     |          |
|------------------|---------------------------|---------------------|--------------------|---------------------|---------------|-------------------|-------------------|-----|----------|
| OUT              | IN                        | IN                  | IN                 | IN                  | IN            | IN                | IN                | IN  | IN       |
| Footbrake        | Drivers door opening sim. | Turn off the engine | Turn on the engine | Turn signal control | Trunk release | Opening all doors | Closing all doors | GND | PWR +12V |
| 1                | 2                         | 3                   | 4                  | 5                   | 6             | 7                 | 8                 | 9   | 10       |
| +                | +                         |                     |                    | +                   | +             |                   |                   | +   | +        |

Attention:

|                              |
|------------------------------|
| Contr. of factory alarm      |
| Contr.c.lock. when ign.is on |
| Comfort closure              |

Switches

**NISSAN NT400**

year: **2014** →

program #: **12271**

from: **2018-04-09**

| connector 8 pin |        |        |        |        |        |                           |                         |
|-----------------|--------|--------|--------|--------|--------|---------------------------|-------------------------|
| CAN H           | CAN L  | CAN H  | CAN L  | CAN H  | CAN L  | OUT +                     | OUT -                   |
| CAN1-H          | CAN1-L | CAN2-H | CAN2-L | CAN3-H | CAN3-L | Alternative blink control | Alt. contr. centr. lock |
| 1               | 2      | 3      | 4      | 5      | 6      | 7                         | 8                       |
| +               | +      |        |        |        |        | +                         |                         |

| connector 15 pin   |                        |           |            |                  |              |                     |                       |                    |                     |              |                |                    |          |              |
|--------------------|------------------------|-----------|------------|------------------|--------------|---------------------|-----------------------|--------------------|---------------------|--------------|----------------|--------------------|----------|--------------|
| OUT                | OUT                    | OUT       | OUT        | OUT              | OUT          | OUT                 | OUT                   | OUT                | OUT                 | OUT          | OUT            | OUT                | OUT      | OUT          |
| Driver door sensor | Passengers door sensor | Trunk lid | Hood sense | Original alarm++ | Arming state | Lock factory remote | Unlock factory remote | Any button pressed | Handbrake / Parking | Speed 10kmph | Engine running | Engine speed (RPM) | Ignition | Key inserted |
| 1                  | 2                      | 3         | 4          | 5                | 6            | 7                   | 8                     | 9                  | 10                  | 11           | 12             | 13                 | 14       | 15           |
| +                  | +                      |           |            |                  | +            | +                   | +                     | +                  | +                   | +            | +              | +                  | +        | +            |

| connector 10 pin |                           |                     |                    |                     |               |                   |                   |     |          |
|------------------|---------------------------|---------------------|--------------------|---------------------|---------------|-------------------|-------------------|-----|----------|
| OUT              | IN                        | IN                  | IN                 | IN                  | IN            | IN                | IN                | IN  | IN       |
| Footbrake        | Drivers door opening sim. | Turn off the engine | Turn on the engine | Turn signal control | Trunk release | Opening all doors | Closing all doors | GND | PWR +12V |
| 1                | 2                         | 3                   | 4                  | 5                   | 6             | 7                 | 8                 | 9   | 10       |
| +                | +                         |                     |                    | +                   | +             |                   |                   | +   | +        |

Attention:

|                              |
|------------------------------|
| Contr. of factory alarm      |
| Contr.c.lock. when ign.is on |
| Comfort closure              |

Switches

**NISSAN NV200 EVALIA**

year: **2013** →

program #: **11259**

from: **2021-09-09**

| connector 8 pin |        |        |        |        |        |                           |                         |
|-----------------|--------|--------|--------|--------|--------|---------------------------|-------------------------|
| CAN H           | CAN L  | CAN H  | CAN L  | CAN H  | CAN L  | OUT +                     | OUT -                   |
| CAN1-H          | CAN1-L | CAN2-H | CAN2-L | CAN3-H | CAN3-L | Alternative blink control | Alt. contr. centr. lock |
| 1               | 2      | 3      | 4      | 5      | 6      | 7                         | 8                       |
| +               | +      |        |        |        |        | +                         |                         |

| connector 15 pin   |                        |           |            |                  |              |                     |                       |                    |                     |              |                |                    |          |              |
|--------------------|------------------------|-----------|------------|------------------|--------------|---------------------|-----------------------|--------------------|---------------------|--------------|----------------|--------------------|----------|--------------|
| OUT                | OUT                    | OUT       | OUT        | OUT              | OUT          | OUT                 | OUT                   | OUT                | OUT                 | OUT          | OUT            | OUT                | OUT      | OUT          |
| Driver door sensor | Passengers door sensor | Trunk lid | Hood sense | Original alarm++ | Arming state | Lock factory remote | Unlock factory remote | Any button pressed | Handbrake / Parking | Speed 10kmph | Engine running | Engine speed (RPM) | Ignition | Key inserted |
| 1                  | 2                      | 3         | 4          | 5                | 6            | 7                   | 8                     | 9                  | 10                  | 11           | 12             | 13                 | 14       | 15           |
| +                  | +                      |           |            |                  | +            | +                   | +                     | +                  | +                   | +            | +              | +                  | +        | +            |

| connector 10 pin |                           |                     |                    |                     |               |                   |                   |     |          |
|------------------|---------------------------|---------------------|--------------------|---------------------|---------------|-------------------|-------------------|-----|----------|
| OUT              | IN                        | IN                  | IN                 | IN                  | IN            | IN                | IN                | IN  | IN       |
| Footbrake        | Drivers door opening sim. | Turn off the engine | Turn on the engine | Turn signal control | Trunk release | Opening all doors | Closing all doors | GND | PWR +12V |
| 1                | 2                         | 3                   | 4                  | 5                   | 6             | 7                 | 8                 | 9   | 10       |
| +                | +                         |                     |                    | +                   | +             |                   |                   | +   | +        |

Attention:

|                              |
|------------------------------|
| Contr. of factory alarm      |
| Contr.c.lock. when ign.is on |
| Comfort closure              |

Switches

**NISSAN NV200**

year: **2009** →

without Keyless System

program #: **11145**

from: **2017-09-01**

| connector 8 pin |        |        |        |        |        |                           |                         |
|-----------------|--------|--------|--------|--------|--------|---------------------------|-------------------------|
| CAN H           | CAN L  | CAN H  | CAN L  | CAN H  | CAN L  | OUT +                     | OUT -                   |
| CAN1-H          | CAN1-L | CAN2-H | CAN2-L | CAN3-H | CAN3-L | Alternative blink control | Alt. contr. centr. lock |
| 1               | 2      | 3      | 4      | 5      | 6      | 7                         | 8                       |
| +               | +      |        |        |        |        | +                         |                         |

| connector 15 pin   |                        |           |            |                  |              |                     |                       |                    |                     |              |                |                    |          |              |
|--------------------|------------------------|-----------|------------|------------------|--------------|---------------------|-----------------------|--------------------|---------------------|--------------|----------------|--------------------|----------|--------------|
| OUT                | OUT                    | OUT       | OUT        | OUT              | OUT          | OUT                 | OUT                   | OUT                | OUT                 | OUT          | OUT            | OUT                | OUT      | OUT          |
| Driver door sensor | Passengers door sensor | Trunk lid | Hood sense | Original alarm++ | Arming state | Lock factory remote | Unlock factory remote | Any button pressed | Handbrake / Parking | Speed 10kmph | Engine running | Engine speed (RPM) | Ignition | Key inserted |
| 1                  | 2                      | 3         | 4          | 5                | 6            | 7                   | 8                     | 9                  | 10                  | 11           | 12             | 13                 | 14       | 15           |
| +                  | +                      |           |            |                  | +            | +                   | +                     | +                  | +                   | +            | +              | +                  | +        | +            |

| connector 10 pin |                           |                     |                    |                     |               |                   |                   |     |          |
|------------------|---------------------------|---------------------|--------------------|---------------------|---------------|-------------------|-------------------|-----|----------|
| OUT              | IN                        | IN                  | IN                 | IN                  | IN            | IN                | IN                | IN  | IN       |
| Footbrake        | Drivers door opening sim. | Turn off the engine | Turn on the engine | Turn signal control | Trunk release | Opening all doors | Closing all doors | GND | PWR +12V |
| 1                | 2                         | 3                   | 4                  | 5                   | 6             | 7                 | 8                 | 9   | 10       |
| +                | +                         |                     |                    | +                   | +             |                   |                   | +   | +        |

Attention:

|                              |
|------------------------------|
| Contr. of factory alarm      |
| Contr.c.lock. when ign.is on |
| Comfort closure              |

Switches

**NISSAN PATHFINDER (R52) (Keyless)**

year: **2015** →

with Keyless System

program #: **11387**

from: **2021-09-09**

| connector 8 pin |        |        |        |        |        |                           |                         |
|-----------------|--------|--------|--------|--------|--------|---------------------------|-------------------------|
| CAN H           | CAN L  | CAN H  | CAN L  | CAN H  | CAN L  | OUT +                     | OUT -                   |
| CAN1-H          | CAN1-L | CAN2-H | CAN2-L | CAN3-H | CAN3-L | Alternative blink control | Alt. contr. centr. lock |
| 1               | 2      | 3      | 4      | 5      | 6      | 7                         | 8                       |
| +               | +      |        |        |        |        | +                         |                         |

| connector 15 pin   |                        |           |            |                  |              |                     |                       |                    |                     |              |                |                    |          |              |
|--------------------|------------------------|-----------|------------|------------------|--------------|---------------------|-----------------------|--------------------|---------------------|--------------|----------------|--------------------|----------|--------------|
| OUT                | OUT                    | OUT       | OUT        | OUT              | OUT          | OUT                 | OUT                   | OUT                | OUT                 | OUT          | OUT            | OUT                | OUT      | OUT          |
| Driver door sensor | Passengers door sensor | Trunk lid | Hood sense | Original alarm++ | Arming state | Lock factory remote | Unlock factory remote | Any button pressed | Handbrake / Parking | Speed 10kmph | Engine running | Engine speed (RPM) | Ignition | Key inserted |
| 1                  | 2                      | 3         | 4          | 5                | 6            | 7                   | 8                     | 9                  | 10                  | 11           | 12             | 13                 | 14       | 15           |
| +                  | +                      |           |            |                  | +            | +                   | +                     | +                  | +                   | +            | +              | +                  | +        | +            |

| connector 10 pin |                           |                     |                    |                     |               |                   |                   |     |          |
|------------------|---------------------------|---------------------|--------------------|---------------------|---------------|-------------------|-------------------|-----|----------|
| OUT              | IN                        | IN                  | IN                 | IN                  | IN            | IN                | IN                | IN  | IN       |
| Footbrake        | Drivers door opening sim. | Turn off the engine | Turn on the engine | Turn signal control | Trunk release | Opening all doors | Closing all doors | GND | PWR +12V |
| 1                | 2                         | 3                   | 4                  | 5                   | 6             | 7                 | 8                 | 9   | 10       |
| +                | +                         |                     |                    | +                   | +             |                   |                   | +   | +        |

Attention:

|                              |
|------------------------------|
| Contr. of factory alarm      |
| Contr.c.lock. when ign.is on |
| Comfort closure              |

Switches



**NISSAN PRIMASTAR (X83)**

year: 2006 →

program No: 11224

from: 2017-09-01

| connector 8 pin |        |        |        |        |        |                           |                         |
|-----------------|--------|--------|--------|--------|--------|---------------------------|-------------------------|
| CAN H           | CAN L  | CAN H  | CAN L  | CAN H  | CAN L  | OUT +                     | OUT -                   |
| CAN1-H          | CAN1-L | CAN2-H | CAN2-L | CAN3-H | CAN3-L | Alternative blink control | Alt. contr. centr. lock |
| 1               | 2      | 3      | 4      | 5      | 6      | 7                         | 8                       |
| +               | +      | +      | +      | +      | +      | +                         | +                       |

| connector 15 pin   |                        |           |            |                  |              |                     |                       |                    |                     |              |                |                    |          |              |
|--------------------|------------------------|-----------|------------|------------------|--------------|---------------------|-----------------------|--------------------|---------------------|--------------|----------------|--------------------|----------|--------------|
| OUT                | OUT                    | OUT       | OUT        | OUT              | OUT          | OUT                 | OUT                   | OUT                | OUT                 | OUT          | OUT            | OUT                | OUT      | OUT          |
| Driver door sensor | Passengers door sensor | Trunk lid | Hood sense | Original alarm++ | Arming state | Lock factory remote | Unlock factory remote | Any button pressed | Handbrake / Parking | Speed 10kmph | Engine running | Engine speed (RPM) | Ignition | Key inserted |
| 1                  | 2                      | 3         | 4          | 5                | 6            | 7                   | 8                     | 9                  | 10                  | 11           | 12             | 13                 | 14       | 15           |
| +                  | +                      | +         | +          | +                | +            | +                   | +                     | +                  | +                   | +            | +              | +                  | +        | +            |

| connector 10 pin |                           |                     |                    |                     |               |                   |                   |     |          |
|------------------|---------------------------|---------------------|--------------------|---------------------|---------------|-------------------|-------------------|-----|----------|
| OUT              | IN                        | IN                  | IN                 | IN                  | IN            | IN                | IN                | IN  | IN       |
| Footbrake        | Drivers door opening sim. | Turn off the engine | Turn on the engine | Turn signal control | Trunk release | Opening all doors | Closing all doors | GND | PWR +12V |
| 1                | 2                         | 3                   | 4                  | 5                   | 6             | 7                 | 8                 | 9   | 10       |
| +                | -                         | -                   | -                  | +                   | -             | -                 | -                 | -   | +        |

Attention:

**NISSAN PRIMASTAR (X83)**

year: 2001 →

program No: 11224

from: 2017-09-01

| connector 8 pin |        |        |        |        |        |                           |                         |
|-----------------|--------|--------|--------|--------|--------|---------------------------|-------------------------|
| CAN H           | CAN L  | CAN H  | CAN L  | CAN H  | CAN L  | OUT +                     | OUT -                   |
| CAN1-H          | CAN1-L | CAN2-H | CAN2-L | CAN3-H | CAN3-L | Alternative blink control | Alt. contr. centr. lock |
| 1               | 2      | 3      | 4      | 5      | 6      | 7                         | 8                       |
| +               | +      | +      | +      | +      | +      | +                         | +                       |

| connector 15 pin   |                        |           |            |                  |              |                     |                       |                    |                     |              |                |                    |          |              |
|--------------------|------------------------|-----------|------------|------------------|--------------|---------------------|-----------------------|--------------------|---------------------|--------------|----------------|--------------------|----------|--------------|
| OUT                | OUT                    | OUT       | OUT        | OUT              | OUT          | OUT                 | OUT                   | OUT                | OUT                 | OUT          | OUT            | OUT                | OUT      | OUT          |
| Driver door sensor | Passengers door sensor | Trunk lid | Hood sense | Original alarm++ | Arming state | Lock factory remote | Unlock factory remote | Any button pressed | Handbrake / Parking | Speed 10kmph | Engine running | Engine speed (RPM) | Ignition | Key inserted |
| 1                  | 2                      | 3         | 4          | 5                | 6            | 7                   | 8                     | 9                  | 10                  | 11           | 12             | 13                 | 14       | 15           |
| +                  | +                      | +         | +          | +                | +            | +                   | +                     | +                  | +                   | +            | +              | +                  | +        | +            |

| connector 10 pin |                           |                     |                    |                     |               |                   |                   |     |          |
|------------------|---------------------------|---------------------|--------------------|---------------------|---------------|-------------------|-------------------|-----|----------|
| OUT              | IN                        | IN                  | IN                 | IN                  | IN            | IN                | IN                | IN  | IN       |
| Footbrake        | Drivers door opening sim. | Turn off the engine | Turn on the engine | Turn signal control | Trunk release | Opening all doors | Closing all doors | GND | PWR +12V |
| 1                | 2                         | 3                   | 4                  | 5                   | 6             | 7                 | 8                 | 9   | 10       |
| +                | -                         | -                   | -                  | +                   | -             | -                 | -                 | -   | +        |

Attention:

**NISSAN PULSAR (C13)**

year: 2014 →

with and without Keyless System

program No: 11468

from: 2017-09-01

| connector 8 pin |        |        |        |        |        |                           |                         |
|-----------------|--------|--------|--------|--------|--------|---------------------------|-------------------------|
| CAN H           | CAN L  | CAN H  | CAN L  | CAN H  | CAN L  | OUT +                     | OUT -                   |
| CAN1-H          | CAN1-L | CAN2-H | CAN2-L | CAN3-H | CAN3-L | Alternative blink control | Alt. contr. centr. lock |
| 1               | 2      | 3      | 4      | 5      | 6      | 7                         | 8                       |
| +               | +      | +      | +      | +      | +      | +                         | +                       |

| connector 15 pin   |                        |           |            |                  |              |                     |                       |                    |                     |              |                |                    |          |              |
|--------------------|------------------------|-----------|------------|------------------|--------------|---------------------|-----------------------|--------------------|---------------------|--------------|----------------|--------------------|----------|--------------|
| OUT                | OUT                    | OUT       | OUT        | OUT              | OUT          | OUT                 | OUT                   | OUT                | OUT                 | OUT          | OUT            | OUT                | OUT      | OUT          |
| Driver door sensor | Passengers door sensor | Trunk lid | Hood sense | Original alarm++ | Arming state | Lock factory remote | Unlock factory remote | Any button pressed | Handbrake / Parking | Speed 10kmph | Engine running | Engine speed (RPM) | Ignition | Key inserted |
| 1                  | 2                      | 3         | 4          | 5                | 6            | 7                   | 8                     | 9                  | 10                  | 11           | 12             | 13                 | 14       | 15           |
| +                  | +                      | +         | +          | +                | +            | +                   | +                     | +                  | +                   | +            | +              | +                  | +        | +            |

| connector 10 pin |                           |                     |                    |                     |               |                   |                   |     |          |
|------------------|---------------------------|---------------------|--------------------|---------------------|---------------|-------------------|-------------------|-----|----------|
| OUT              | IN                        | IN                  | IN                 | IN                  | IN            | IN                | IN                | IN  | IN       |
| Footbrake        | Drivers door opening sim. | Turn off the engine | Turn on the engine | Turn signal control | Trunk release | Opening all doors | Closing all doors | GND | PWR +12V |
| 1                | 2                         | 3                   | 4                  | 5                   | 6             | 7                 | 8                 | 9   | 10       |
| +                | -                         | -                   | -                  | +                   | -             | -                 | -                 | -   | +        |

Attention:

**NISSAN QASHQAI (J12)**

year: 2022 →

with and without Keyless System

program No: 13718

from: 2024-01-03

| connector 8 pin |        |        |        |        |        |                           |                         |
|-----------------|--------|--------|--------|--------|--------|---------------------------|-------------------------|
| CAN H           | CAN L  | CAN H  | CAN L  | CAN H  | CAN L  | OUT +                     | OUT -                   |
| CAN1-H          | CAN1-L | CAN2-H | CAN2-L | CAN3-H | CAN3-L | Alternative blink control | Alt. contr. centr. lock |
| 1               | 2      | 3      | 4      | 5      | 6      | 7                         | 8                       |
| +               | +      | +      | +      | +      | +      | +                         | +                       |

| connector 15 pin   |                        |           |            |                  |              |                     |                       |                    |                     |              |                |                    |          |              |
|--------------------|------------------------|-----------|------------|------------------|--------------|---------------------|-----------------------|--------------------|---------------------|--------------|----------------|--------------------|----------|--------------|
| OUT                | OUT                    | OUT       | OUT        | OUT              | OUT          | OUT                 | OUT                   | OUT                | OUT                 | OUT          | OUT            | OUT                | OUT      | OUT          |
| Driver door sensor | Passengers door sensor | Trunk lid | Hood sense | Original alarm++ | Arming state | Lock factory remote | Unlock factory remote | Any button pressed | Handbrake / Parking | Speed 10kmph | Engine running | Engine speed (RPM) | Ignition | Key inserted |
| 1                  | 2                      | 3         | 4          | 5                | 6            | 7                   | 8                     | 9                  | 10                  | 11           | 12             | 13                 | 14       | 15           |
| +                  | +                      | +         | +          | +                | +            | +                   | +                     | +                  | +                   | +            | +              | +                  | +        | +            |

| connector 10 pin |                           |                     |                    |                     |               |                   |                   |     |          |
|------------------|---------------------------|---------------------|--------------------|---------------------|---------------|-------------------|-------------------|-----|----------|
| OUT              | IN                        | IN                  | IN                 | IN                  | IN            | IN                | IN                | IN  | IN       |
| Footbrake        | Drivers door opening sim. | Turn off the engine | Turn on the engine | Turn signal control | Trunk release | Opening all doors | Closing all doors | GND | PWR +12V |
| 1                | 2                         | 3                   | 4                  | 5                   | 6             | 7                 | 8                 | 9   | 10       |
| +                | -                         | -                   | -                  | +                   | -             | -                 | -                 | -   | +        |

Attention:

**NISSAN QASHQAI (J12) (Hybrid)**

year: 2022 →

with and without Keyless System

program No: 14472

from: 2024-01-03

| connector 8 pin |        |        |        |        |        |                           |                         |
|-----------------|--------|--------|--------|--------|--------|---------------------------|-------------------------|
| CAN H           | CAN L  | CAN H  | CAN L  | CAN H  | CAN L  | OUT +                     | OUT -                   |
| CAN1-H          | CAN1-L | CAN2-H | CAN2-L | CAN3-H | CAN3-L | Alternative blink control | Alt. contr. centr. lock |
| 1               | 2      | 3      | 4      | 5      | 6      | 7                         | 8                       |
| +               | +      | +      | +      | +      | +      | +                         | +                       |

| connector 15 pin   |                        |           |            |                  |              |                     |                       |                    |                     |              |                |                    |          |              |
|--------------------|------------------------|-----------|------------|------------------|--------------|---------------------|-----------------------|--------------------|---------------------|--------------|----------------|--------------------|----------|--------------|
| OUT                | OUT                    | OUT       | OUT        | OUT              | OUT          | OUT                 | OUT                   | OUT                | OUT                 | OUT          | OUT            | OUT                | OUT      | OUT          |
| Driver door sensor | Passengers door sensor | Trunk lid | Hood sense | Original alarm++ | Arming state | Lock factory remote | Unlock factory remote | Any button pressed | Handbrake / Parking | Speed 10kmph | Engine running | Engine speed (RPM) | Ignition | Key inserted |
| 1                  | 2                      | 3         | 4          | 5                | 6            | 7                   | 8                     | 9                  | 10                  | 11           | 12             | 13                 | 14       | 15           |
| +                  | +                      | +         | +          | +                | +            | +                   | +                     | +                  | +                   | +            | +              | +                  | +        | +            |

| connector 10 pin |                           |                     |                    |                     |               |                   |                   |     |          |
|------------------|---------------------------|---------------------|--------------------|---------------------|---------------|-------------------|-------------------|-----|----------|
| OUT              | IN                        | IN                  | IN                 | IN                  | IN            | IN                | IN                | IN  | IN       |
| Footbrake        | Drivers door opening sim. | Turn off the engine | Turn on the engine | Turn signal control | Trunk release | Opening all doors | Closing all doors | GND | PWR +12V |
| 1                | 2                         | 3                   | 4                  | 5                   | 6             | 7                 | 8                 | 9   | 10       |
| +                | -                         | -                   | -                  | +                   | -             | -                 | -                 | -   | +        |

Attention:

Switches

Contr. of factory alarm  
Contr.c.lock when ign.is on  
Comfort closure

**NISSAN QASHQAI (J11) (RHD)**

year: 2017 →

with and without Keyless System

program №: 12784

from: 2019-08-22

| connector 8 pin |        |        |        |        |        |                           |                         |
|-----------------|--------|--------|--------|--------|--------|---------------------------|-------------------------|
| CAN H           | CAN L  | CAN H  | CAN L  | CAN H  | CAN L  | OUT +                     | OUT -                   |
| CAN1-H          | CAN1-L | CAN2-H | CAN2-L | CAN3-H | CAN3-L | Alternative blink control | Alt. contr. centr. lock |
| 1               | 2      | 3      | 4      | 5      | 6      | 7                         | 8                       |
| +               | +      | +      | +      | +      | +      | +                         | +                       |

| connector 15 pin   |                        |           |            |                  |              |                     |                       |                    |                     |              |                |                    |          |              |
|--------------------|------------------------|-----------|------------|------------------|--------------|---------------------|-----------------------|--------------------|---------------------|--------------|----------------|--------------------|----------|--------------|
| OUT                | OUT                    | OUT       | OUT        | OUT              | OUT          | OUT                 | OUT                   | OUT                | OUT                 | OUT          | OUT            | OUT                | OUT      | OUT          |
| Driver door sensor | Passengers door sensor | Trunk lid | Hood sense | Original alarm++ | Arming state | Lock factory remote | Unlock factory remote | Any button pressed | Handbrake / Parking | Speed 10kmph | Engine running | Engine speed (RPM) | Ignition | Key inserted |
| 1                  | 2                      | 3         | 4          | 5                | 6            | 7                   | 8                     | 9                  | 10                  | 11           | 12             | 13                 | 14       | 15           |
| +                  | +                      | +         | +          | +                | +            | +                   | +                     | +                  | +                   | +            | +              | +                  | +        | +            |

| connector 10 pin |                           |                     |                    |                     |               |                   |                   |     |          |
|------------------|---------------------------|---------------------|--------------------|---------------------|---------------|-------------------|-------------------|-----|----------|
| OUT              | IN                        | IN                  | IN                 | IN                  | IN            | IN                | IN                | IN  | IN       |
| Footbrake        | Drivers door opening sim. | Turn off the engine | Turn on the engine | Turn signal control | Trunk release | Opening all doors | Closing all doors | GND | PWR +12V |
| 1                | 2                         | 3                   | 4                  | 5                   | 6             | 7                 | 8                 | 9   | 10       |
| +                | +                         | +                   | +                  | +                   | +             | +                 | +                 | +   | +        |

|                         |                              |                 |
|-------------------------|------------------------------|-----------------|
| Contr. of factory alarm | Contr.c.lock. when ign.is on | Comfort closure |
| +                       | +                            | +               |

Attention:

**NISSAN QASHQAI (J11)**

year: 2017 →

with and without Keyless System

program №: 12124

from: 2024-01-03

| connector 8 pin |        |        |        |        |        |                           |                         |
|-----------------|--------|--------|--------|--------|--------|---------------------------|-------------------------|
| CAN H           | CAN L  | CAN H  | CAN L  | CAN H  | CAN L  | OUT +                     | OUT -                   |
| CAN1-H          | CAN1-L | CAN2-H | CAN2-L | CAN3-H | CAN3-L | Alternative blink control | Alt. contr. centr. lock |
| 1               | 2      | 3      | 4      | 5      | 6      | 7                         | 8                       |
| +               | +      | +      | +      | +      | +      | +                         | +                       |

| connector 15 pin   |                        |           |            |                  |              |                     |                       |                    |                     |              |                |                    |          |              |
|--------------------|------------------------|-----------|------------|------------------|--------------|---------------------|-----------------------|--------------------|---------------------|--------------|----------------|--------------------|----------|--------------|
| OUT                | OUT                    | OUT       | OUT        | OUT              | OUT          | OUT                 | OUT                   | OUT                | OUT                 | OUT          | OUT            | OUT                | OUT      | OUT          |
| Driver door sensor | Passengers door sensor | Trunk lid | Hood sense | Original alarm++ | Arming state | Lock factory remote | Unlock factory remote | Any button pressed | Handbrake / Parking | Speed 10kmph | Engine running | Engine speed (RPM) | Ignition | Key inserted |
| 1                  | 2                      | 3         | 4          | 5                | 6            | 7                   | 8                     | 9                  | 10                  | 11           | 12             | 13                 | 14       | 15           |
| +                  | +                      | +         | +          | +                | +            | +                   | +                     | +                  | +                   | +            | +              | +                  | +        | +            |

| connector 10 pin |                           |                     |                    |                     |               |                   |                   |     |          |
|------------------|---------------------------|---------------------|--------------------|---------------------|---------------|-------------------|-------------------|-----|----------|
| OUT              | IN                        | IN                  | IN                 | IN                  | IN            | IN                | IN                | IN  | IN       |
| Footbrake        | Drivers door opening sim. | Turn off the engine | Turn on the engine | Turn signal control | Trunk release | Opening all doors | Closing all doors | GND | PWR +12V |
| 1                | 2                         | 3                   | 4                  | 5                   | 6             | 7                 | 8                 | 9   | 10       |
| +                | +                         | +                   | +                  | +                   | +             | +                 | +                 | +   | +        |

|                         |                              |                 |
|-------------------------|------------------------------|-----------------|
| Contr. of factory alarm | Contr.c.lock. when ign.is on | Comfort closure |
| +                       | +                            | +               |

Attention:

**NISSAN QASHQAI (J11)**

year: 2014 →

with and without Keyless System

program №: 11468

from: 2017-09-01

| connector 8 pin |        |        |        |        |        |                           |                         |
|-----------------|--------|--------|--------|--------|--------|---------------------------|-------------------------|
| CAN H           | CAN L  | CAN H  | CAN L  | CAN H  | CAN L  | OUT +                     | OUT -                   |
| CAN1-H          | CAN1-L | CAN2-H | CAN2-L | CAN3-H | CAN3-L | Alternative blink control | Alt. contr. centr. lock |
| 1               | 2      | 3      | 4      | 5      | 6      | 7                         | 8                       |
| +               | +      | +      | +      | +      | +      | +                         | +                       |

| connector 15 pin   |                        |           |            |                  |              |                     |                       |                    |                     |              |                |                    |          |              |
|--------------------|------------------------|-----------|------------|------------------|--------------|---------------------|-----------------------|--------------------|---------------------|--------------|----------------|--------------------|----------|--------------|
| OUT                | OUT                    | OUT       | OUT        | OUT              | OUT          | OUT                 | OUT                   | OUT                | OUT                 | OUT          | OUT            | OUT                | OUT      | OUT          |
| Driver door sensor | Passengers door sensor | Trunk lid | Hood sense | Original alarm++ | Arming state | Lock factory remote | Unlock factory remote | Any button pressed | Handbrake / Parking | Speed 10kmph | Engine running | Engine speed (RPM) | Ignition | Key inserted |
| 1                  | 2                      | 3         | 4          | 5                | 6            | 7                   | 8                     | 9                  | 10                  | 11           | 12             | 13                 | 14       | 15           |
| +                  | +                      | +         | +          | +                | +            | +                   | +                     | +                  | +                   | +            | +              | +                  | +        | +            |

| connector 10 pin |                           |                     |                    |                     |               |                   |                   |     |          |
|------------------|---------------------------|---------------------|--------------------|---------------------|---------------|-------------------|-------------------|-----|----------|
| OUT              | IN                        | IN                  | IN                 | IN                  | IN            | IN                | IN                | IN  | IN       |
| Footbrake        | Drivers door opening sim. | Turn off the engine | Turn on the engine | Turn signal control | Trunk release | Opening all doors | Closing all doors | GND | PWR +12V |
| 1                | 2                         | 3                   | 4                  | 5                   | 6             | 7                 | 8                 | 9   | 10       |
| +                | +                         | +                   | +                  | +                   | +             | +                 | +                 | +   | +        |

|                         |                              |                 |
|-------------------------|------------------------------|-----------------|
| Contr. of factory alarm | Contr.c.lock. when ign.is on | Comfort closure |
| +                       | +                            | +               |

Attention:

**NISSAN QASHQAI (J10)**

year: 2007 →

without Keyless System

program №: 11139

from: 2021-09-09

| connector 8 pin |        |        |        |        |        |                           |                         |
|-----------------|--------|--------|--------|--------|--------|---------------------------|-------------------------|
| CAN H           | CAN L  | CAN H  | CAN L  | CAN H  | CAN L  | OUT +                     | OUT -                   |
| CAN1-H          | CAN1-L | CAN2-H | CAN2-L | CAN3-H | CAN3-L | Alternative blink control | Alt. contr. centr. lock |
| 1               | 2      | 3      | 4      | 5      | 6      | 7                         | 8                       |
| +               | +      | +      | +      | +      | +      | +                         | +                       |

| connector 15 pin   |                        |           |            |                  |              |                     |                       |                    |                     |              |                |                    |          |              |
|--------------------|------------------------|-----------|------------|------------------|--------------|---------------------|-----------------------|--------------------|---------------------|--------------|----------------|--------------------|----------|--------------|
| OUT                | OUT                    | OUT       | OUT        | OUT              | OUT          | OUT                 | OUT                   | OUT                | OUT                 | OUT          | OUT            | OUT                | OUT      | OUT          |
| Driver door sensor | Passengers door sensor | Trunk lid | Hood sense | Original alarm++ | Arming state | Lock factory remote | Unlock factory remote | Any button pressed | Handbrake / Parking | Speed 10kmph | Engine running | Engine speed (RPM) | Ignition | Key inserted |
| 1                  | 2                      | 3         | 4          | 5                | 6            | 7                   | 8                     | 9                  | 10                  | 11           | 12             | 13                 | 14       | 15           |
| +                  | +                      | +         | +          | +                | +            | +                   | +                     | +                  | +                   | +            | +              | +                  | +        | +            |

| connector 10 pin |                           |                     |                    |                     |               |                   |                   |     |          |
|------------------|---------------------------|---------------------|--------------------|---------------------|---------------|-------------------|-------------------|-----|----------|
| OUT              | IN                        | IN                  | IN                 | IN                  | IN            | IN                | IN                | IN  | IN       |
| Footbrake        | Drivers door opening sim. | Turn off the engine | Turn on the engine | Turn signal control | Trunk release | Opening all doors | Closing all doors | GND | PWR +12V |
| 1                | 2                         | 3                   | 4                  | 5                   | 6             | 7                 | 8                 | 9   | 10       |
| +                | +                         | +                   | +                  | +                   | +             | +                 | +                 | +   | +        |

|                         |                              |                 |
|-------------------------|------------------------------|-----------------|
| Contr. of factory alarm | Contr.c.lock. when ign.is on | Comfort closure |
| +                       | +                            | +               |

Attention:

**NISSAN QASHQAI (J10) (Keyless)**

year: 2007 →

with Keyless System

program №: 11147

from: 2021-09-09

| connector 8 pin |        |        |        |        |        |                           |                         |
|-----------------|--------|--------|--------|--------|--------|---------------------------|-------------------------|
| CAN H           | CAN L  | CAN H  | CAN L  | CAN H  | CAN L  | OUT +                     | OUT -                   |
| CAN1-H          | CAN1-L | CAN2-H | CAN2-L | CAN3-H | CAN3-L | Alternative blink control | Alt. contr. centr. lock |
| 1               | 2      | 3      | 4      | 5      | 6      | 7                         | 8                       |
| +               | +      | +      | +      | +      | +      | +                         | +                       |

| connector 15 pin   |                        |           |            |                  |              |                     |                       |                    |                     |              |                |                    |          |              |
|--------------------|------------------------|-----------|------------|------------------|--------------|---------------------|-----------------------|--------------------|---------------------|--------------|----------------|--------------------|----------|--------------|
| OUT                | OUT                    | OUT       | OUT        | OUT              | OUT          | OUT                 | OUT                   | OUT                | OUT                 | OUT          | OUT            | OUT                | OUT      | OUT          |
| Driver door sensor | Passengers door sensor | Trunk lid | Hood sense | Original alarm++ | Arming state | Lock factory remote | Unlock factory remote | Any button pressed | Handbrake / Parking | Speed 10kmph | Engine running | Engine speed (RPM) | Ignition | Key inserted |
| 1                  | 2                      | 3         | 4          | 5                | 6            | 7                   | 8                     | 9                  | 10                  | 11           | 12             | 13                 | 14       | 15           |
| +                  | +                      | +         | +          | +                | +            | +                   | +                     | +                  | +                   | +            | +              | +                  | +        | +            |

| connector 10 pin |                           |                     |                    |                     |               |                   |                   |     |          |
|------------------|---------------------------|---------------------|--------------------|---------------------|---------------|-------------------|-------------------|-----|----------|
| OUT              | IN                        | IN                  | IN                 | IN                  | IN            | IN                | IN                | IN  | IN       |
| Footbrake        | Drivers door opening sim. | Turn off the engine | Turn on the engine | Turn signal control | Trunk release | Opening all doors | Closing all doors | GND | PWR +12V |
| 1                | 2                         | 3                   | 4                  | 5                   | 6             | 7                 | 8                 | 9   | 10       |
| +                | +                         | +                   | +                  | +                   | +             | +                 | +                 | +   | +        |

|                         |                              |                 |
|-------------------------|------------------------------|-----------------|
| Contr. of factory alarm | Contr.c.lock. when ign.is on | Comfort closure |
| +                       | +                            | +               |

Attention:

Switches





**NISSAN TEANA (L33) (Keyless)**

year: 2014 →

with Keyless System

program No: 11567

from: 2017-09-01

| connector 8 pin |        |        |        |        |        |                           |                         |
|-----------------|--------|--------|--------|--------|--------|---------------------------|-------------------------|
| CAN H           | CAN L  | CAN H  | CAN L  | CAN H  | CAN L  | OUT +                     | OUT -                   |
| CAN1-H          | CAN1-L | CAN2-H | CAN2-L | CAN3-H | CAN3-L | Alternative blink control | Alt. contr. centr. lock |
| 1               | 2      | 3      | 4      | 5      | 6      | 7                         | 8                       |
| +               | +      | +      | +      | +      | +      | +                         | +                       |

| connector 15 pin   |                        |           |            |                  |              |                     |                       |                    |                     |              |                |                    |          |              |
|--------------------|------------------------|-----------|------------|------------------|--------------|---------------------|-----------------------|--------------------|---------------------|--------------|----------------|--------------------|----------|--------------|
| OUT                | OUT                    | OUT       | OUT        | OUT              | OUT          | OUT                 | OUT                   | OUT                | OUT                 | OUT          | OUT            | OUT                | OUT      | OUT          |
| Driver door sensor | Passengers door sensor | Trunk lid | Hood sense | Original alarm++ | Arming state | Lock factory remote | Unlock factory remote | Any button pressed | Handbrake / Parking | Speed 10kmph | Engine running | Engine speed (RPM) | Ignition | Key inserted |
| 1                  | 2                      | 3         | 4          | 5                | 6            | 7                   | 8                     | 9                  | 10                  | 11           | 12             | 13                 | 14       | 15           |
| +                  | +                      | +         | +          | +                | +            | +                   | +                     | +                  | +                   | +            | +              | +                  | +        | +            |

| connector 10 pin |                           |                     |                    |                     |               |                   |                   |     |          |
|------------------|---------------------------|---------------------|--------------------|---------------------|---------------|-------------------|-------------------|-----|----------|
| OUT              | IN                        | IN                  | IN                 | IN                  | IN            | IN                | IN                | IN  | IN       |
| Footbrake        | Drivers door opening sim. | Turn off the engine | Turn on the engine | Turn signal control | Trunk release | Opening all doors | Closing all doors | GND | PWR +12V |
| 1                | 2                         | 3                   | 4                  | 5                   | 6             | 7                 | 8                 | 9   | 10       |
| +                | +                         | +                   | +                  | +                   | +             | +                 | +                 | +   | +        |

Attention:

**NISSAN TEANA (J32)**

year: 2011 →

with and without Keyless System

program No: 11216

from: 2021-09-09

| connector 8 pin |        |        |        |        |        |                           |                         |
|-----------------|--------|--------|--------|--------|--------|---------------------------|-------------------------|
| CAN H           | CAN L  | CAN H  | CAN L  | CAN H  | CAN L  | OUT +                     | OUT -                   |
| CAN1-H          | CAN1-L | CAN2-H | CAN2-L | CAN3-H | CAN3-L | Alternative blink control | Alt. contr. centr. lock |
| 1               | 2      | 3      | 4      | 5      | 6      | 7                         | 8                       |
| +               | +      | +      | +      | +      | +      | +                         | +                       |

| connector 15 pin   |                        |           |            |                  |              |                     |                       |                    |                     |              |                |                    |          |              |
|--------------------|------------------------|-----------|------------|------------------|--------------|---------------------|-----------------------|--------------------|---------------------|--------------|----------------|--------------------|----------|--------------|
| OUT                | OUT                    | OUT       | OUT        | OUT              | OUT          | OUT                 | OUT                   | OUT                | OUT                 | OUT          | OUT            | OUT                | OUT      | OUT          |
| Driver door sensor | Passengers door sensor | Trunk lid | Hood sense | Original alarm++ | Arming state | Lock factory remote | Unlock factory remote | Any button pressed | Handbrake / Parking | Speed 10kmph | Engine running | Engine speed (RPM) | Ignition | Key inserted |
| 1                  | 2                      | 3         | 4          | 5                | 6            | 7                   | 8                     | 9                  | 10                  | 11           | 12             | 13                 | 14       | 15           |
| +                  | +                      | +         | +          | +                | +            | +                   | +                     | +                  | +                   | +            | +              | +                  | +        | +            |

| connector 10 pin |                           |                     |                    |                     |               |                   |                   |     |          |
|------------------|---------------------------|---------------------|--------------------|---------------------|---------------|-------------------|-------------------|-----|----------|
| OUT              | IN                        | IN                  | IN                 | IN                  | IN            | IN                | IN                | IN  | IN       |
| Footbrake        | Drivers door opening sim. | Turn off the engine | Turn on the engine | Turn signal control | Trunk release | Opening all doors | Closing all doors | GND | PWR +12V |
| 1                | 2                         | 3                   | 4                  | 5                   | 6             | 7                 | 8                 | 9   | 10       |
| +                | +                         | +                   | +                  | +                   | +             | +                 | +                 | +   | +        |

Attention:

**NISSAN TEANA (J32)**

year: 2008 →

with and without Keyless System

program No: 11216

from: 2021-09-09

| connector 8 pin |        |        |        |        |        |                           |                         |
|-----------------|--------|--------|--------|--------|--------|---------------------------|-------------------------|
| CAN H           | CAN L  | CAN H  | CAN L  | CAN H  | CAN L  | OUT +                     | OUT -                   |
| CAN1-H          | CAN1-L | CAN2-H | CAN2-L | CAN3-H | CAN3-L | Alternative blink control | Alt. contr. centr. lock |
| 1               | 2      | 3      | 4      | 5      | 6      | 7                         | 8                       |
| +               | +      | +      | +      | +      | +      | +                         | +                       |

| connector 15 pin   |                        |           |            |                  |              |                     |                       |                    |                     |              |                |                    |          |              |
|--------------------|------------------------|-----------|------------|------------------|--------------|---------------------|-----------------------|--------------------|---------------------|--------------|----------------|--------------------|----------|--------------|
| OUT                | OUT                    | OUT       | OUT        | OUT              | OUT          | OUT                 | OUT                   | OUT                | OUT                 | OUT          | OUT            | OUT                | OUT      | OUT          |
| Driver door sensor | Passengers door sensor | Trunk lid | Hood sense | Original alarm++ | Arming state | Lock factory remote | Unlock factory remote | Any button pressed | Handbrake / Parking | Speed 10kmph | Engine running | Engine speed (RPM) | Ignition | Key inserted |
| 1                  | 2                      | 3         | 4          | 5                | 6            | 7                   | 8                     | 9                  | 10                  | 11           | 12             | 13                 | 14       | 15           |
| +                  | +                      | +         | +          | +                | +            | +                   | +                     | +                  | +                   | +            | +              | +                  | +        | +            |

| connector 10 pin |                           |                     |                    |                     |               |                   |                   |     |          |
|------------------|---------------------------|---------------------|--------------------|---------------------|---------------|-------------------|-------------------|-----|----------|
| OUT              | IN                        | IN                  | IN                 | IN                  | IN            | IN                | IN                | IN  | IN       |
| Footbrake        | Drivers door opening sim. | Turn off the engine | Turn on the engine | Turn signal control | Trunk release | Opening all doors | Closing all doors | GND | PWR +12V |
| 1                | 2                         | 3                   | 4                  | 5                   | 6             | 7                 | 8                 | 9   | 10       |
| +                | +                         | +                   | +                  | +                   | +             | +                 | +                 | +   | +        |

Attention:

**NISSAN TERRANO (III)**

year: 2014 →

without Keyless System

program No: 11283

from: 2017-09-01

| connector 8 pin |        |        |        |        |        |                           |                         |
|-----------------|--------|--------|--------|--------|--------|---------------------------|-------------------------|
| CAN H           | CAN L  | CAN H  | CAN L  | CAN H  | CAN L  | OUT +                     | OUT -                   |
| CAN1-H          | CAN1-L | CAN2-H | CAN2-L | CAN3-H | CAN3-L | Alternative blink control | Alt. contr. centr. lock |
| 1               | 2      | 3      | 4      | 5      | 6      | 7                         | 8                       |
| +               | +      | +      | +      | +      | +      | +                         | +                       |

| connector 15 pin   |                        |           |            |                  |              |                     |                       |                    |                     |              |                |                    |          |              |
|--------------------|------------------------|-----------|------------|------------------|--------------|---------------------|-----------------------|--------------------|---------------------|--------------|----------------|--------------------|----------|--------------|
| OUT                | OUT                    | OUT       | OUT        | OUT              | OUT          | OUT                 | OUT                   | OUT                | OUT                 | OUT          | OUT            | OUT                | OUT      | OUT          |
| Driver door sensor | Passengers door sensor | Trunk lid | Hood sense | Original alarm++ | Arming state | Lock factory remote | Unlock factory remote | Any button pressed | Handbrake / Parking | Speed 10kmph | Engine running | Engine speed (RPM) | Ignition | Key inserted |
| 1                  | 2                      | 3         | 4          | 5                | 6            | 7                   | 8                     | 9                  | 10                  | 11           | 12             | 13                 | 14       | 15           |
| +                  | +                      | +         | +          | +                | +            | +                   | +                     | +                  | +                   | +            | +              | +                  | +        | +            |

| connector 10 pin |                           |                     |                    |                     |               |                   |                   |     |          |
|------------------|---------------------------|---------------------|--------------------|---------------------|---------------|-------------------|-------------------|-----|----------|
| OUT              | IN                        | IN                  | IN                 | IN                  | IN            | IN                | IN                | IN  | IN       |
| Footbrake        | Drivers door opening sim. | Turn off the engine | Turn on the engine | Turn signal control | Trunk release | Opening all doors | Closing all doors | GND | PWR +12V |
| 1                | 2                         | 3                   | 4                  | 5                   | 6             | 7                 | 8                 | 9   | 10       |
| +                | +                         | +                   | +                  | +                   | +             | +                 | +                 | +   | +        |

Attention:

**NISSAN TIIDA (C11)**

year: 2007 →

without Keyless System

program No: 11145

from: 2017-09-01

| connector 8 pin |        |        |        |        |        |                           |                         |
|-----------------|--------|--------|--------|--------|--------|---------------------------|-------------------------|
| CAN H           | CAN L  | CAN H  | CAN L  | CAN H  | CAN L  | OUT +                     | OUT -                   |
| CAN1-H          | CAN1-L | CAN2-H | CAN2-L | CAN3-H | CAN3-L | Alternative blink control | Alt. contr. centr. lock |
| 1               | 2      | 3      | 4      | 5      | 6      | 7                         | 8                       |
| +               | +      | +      | +      | +      | +      | +                         | +                       |

| connector 15 pin   |                        |           |            |                  |              |                     |                       |                    |                     |              |                |                    |          |              |
|--------------------|------------------------|-----------|------------|------------------|--------------|---------------------|-----------------------|--------------------|---------------------|--------------|----------------|--------------------|----------|--------------|
| OUT                | OUT                    | OUT       | OUT        | OUT              | OUT          | OUT                 | OUT                   | OUT                | OUT                 | OUT          | OUT            | OUT                | OUT      | OUT          |
| Driver door sensor | Passengers door sensor | Trunk lid | Hood sense | Original alarm++ | Arming state | Lock factory remote | Unlock factory remote | Any button pressed | Handbrake / Parking | Speed 10kmph | Engine running | Engine speed (RPM) | Ignition | Key inserted |
| 1                  | 2                      | 3         | 4          | 5                | 6            | 7                   | 8                     | 9                  | 10                  | 11           | 12             | 13                 | 14       | 15           |
| +                  | +                      | +         | +          | +                | +            | +                   | +                     | +                  | +                   | +            | +              | +                  | +        | +            |

| connector 10 pin |                           |                     |                    |                     |               |                   |                   |     |          |
|------------------|---------------------------|---------------------|--------------------|---------------------|---------------|-------------------|-------------------|-----|----------|
| OUT              | IN                        | IN                  | IN                 | IN                  | IN            | IN                | IN                | IN  | IN       |
| Footbrake        | Drivers door opening sim. | Turn off the engine | Turn on the engine | Turn signal control | Trunk release | Opening all doors | Closing all doors | GND | PWR +12V |
| 1                | 2                         | 3                   | 4                  | 5                   | 6             | 7                 | 8                 | 9   | 10       |
| +                | +                         | +                   | +                  | +                   | +             | +                 | +                 | +   | +        |

Attention:

Switches



**NISSAN VERSA (N18) (Keyless)**

year: 2021 →

with Keyless System

program №: 13991

from: 2021-01-10

| connector 8 pin |        |        |        |        |        |                           |                         |
|-----------------|--------|--------|--------|--------|--------|---------------------------|-------------------------|
| CAN H           | CAN L  | CAN H  | CAN L  | CAN H  | CAN L  | OUT +                     | OUT -                   |
| CAN1-H          | CAN1-L | CAN2-H | CAN2-L | CAN3-H | CAN3-L | Alternative blink control | Alt. contr. centr. lock |
| 1               | 2      | 3      | 4      | 5      | 6      | 7                         | 8                       |
| +               | +      | +      | +      | +      | +      | +                         | +                       |

| connector 15 pin   |                        |           |            |                  |              |                     |                       |                    |                     |              |                |                    |          |              |
|--------------------|------------------------|-----------|------------|------------------|--------------|---------------------|-----------------------|--------------------|---------------------|--------------|----------------|--------------------|----------|--------------|
| OUT                | OUT                    | OUT       | OUT        | OUT              | OUT          | OUT                 | OUT                   | OUT                | OUT                 | OUT          | OUT            | OUT                | OUT      | OUT          |
| Driver door sensor | Passengers door sensor | Trunk lid | Hood sense | Original alarm++ | Arming state | Lock factory remote | Unlock factory remote | Any button pressed | Handbrake / Parking | Speed 10kmph | Engine running | Engine speed (RPM) | Ignition | Key inserted |
| 1                  | 2                      | 3         | 4          | 5                | 6            | 7                   | 8                     | 9                  | 10                  | 11           | 12             | 13                 | 14       | 15           |
| +                  | +                      | +         | +          | +                | +            | +                   | +                     | +                  | +                   | +            | +              | +                  | +        | +            |

| connector 10 pin |                           |                     |                    |                     |               |                   |                   |     |          |
|------------------|---------------------------|---------------------|--------------------|---------------------|---------------|-------------------|-------------------|-----|----------|
| OUT              | IN                        | IN                  | IN                 | IN                  | IN            | IN                | IN                | IN  | IN       |
| Footbrake        | Drivers door opening sim. | Turn off the engine | Turn on the engine | Turn signal control | Trunk release | Opening all doors | Closing all doors | GND | PWR +12V |
| 1                | 2                         | 3                   | 4                  | 5                   | 6             | 7                 | 8                 | 9   | 10       |
| +                | +                         | +                   | +                  | +                   | +             | +                 | +                 | +   | +        |

Attention: Contr. of factory alarm  
Contr.c.lock. when ign.is on  
Comfort closure

**NISSAN WINGROAD (Y12)**

year: 2006 →

without Keyless System

program №: 11147

from: 2021-09-09

| connector 8 pin |        |        |        |        |        |                           |                         |
|-----------------|--------|--------|--------|--------|--------|---------------------------|-------------------------|
| CAN H           | CAN L  | CAN H  | CAN L  | CAN H  | CAN L  | OUT +                     | OUT -                   |
| CAN1-H          | CAN1-L | CAN2-H | CAN2-L | CAN3-H | CAN3-L | Alternative blink control | Alt. contr. centr. lock |
| 1               | 2      | 3      | 4      | 5      | 6      | 7                         | 8                       |
| +               | +      | +      | +      | +      | +      | +                         | +                       |

| connector 15 pin   |                        |           |            |                  |              |                     |                       |                    |                     |              |                |                    |          |              |
|--------------------|------------------------|-----------|------------|------------------|--------------|---------------------|-----------------------|--------------------|---------------------|--------------|----------------|--------------------|----------|--------------|
| OUT                | OUT                    | OUT       | OUT        | OUT              | OUT          | OUT                 | OUT                   | OUT                | OUT                 | OUT          | OUT            | OUT                | OUT      | OUT          |
| Driver door sensor | Passengers door sensor | Trunk lid | Hood sense | Original alarm++ | Arming state | Lock factory remote | Unlock factory remote | Any button pressed | Handbrake / Parking | Speed 10kmph | Engine running | Engine speed (RPM) | Ignition | Key inserted |
| 1                  | 2                      | 3         | 4          | 5                | 6            | 7                   | 8                     | 9                  | 10                  | 11           | 12             | 13                 | 14       | 15           |
| +                  | +                      | +         | +          | +                | +            | +                   | +                     | +                  | +                   | +            | +              | +                  | +        | +            |

| connector 10 pin |                           |                     |                    |                     |               |                   |                   |     |          |
|------------------|---------------------------|---------------------|--------------------|---------------------|---------------|-------------------|-------------------|-----|----------|
| OUT              | IN                        | IN                  | IN                 | IN                  | IN            | IN                | IN                | IN  | IN       |
| Footbrake        | Drivers door opening sim. | Turn off the engine | Turn on the engine | Turn signal control | Trunk release | Opening all doors | Closing all doors | GND | PWR +12V |
| 1                | 2                         | 3                   | 4                  | 5                   | 6             | 7                 | 8                 | 9   | 10       |
| +                | +                         | +                   | +                  | +                   | +             | +                 | +                 | +   | +        |

Attention: Contr. of factory alarm  
Contr.c.lock. when ign.is on  
Comfort closure

**NISSAN X-TERRA**

year: 2021 →

with and without Keyless System

program №: 14436

from: 2022-12-15

| connector 8 pin |        |        |        |        |        |                           |                         |
|-----------------|--------|--------|--------|--------|--------|---------------------------|-------------------------|
| CAN H           | CAN L  | CAN H  | CAN L  | CAN H  | CAN L  | OUT +                     | OUT -                   |
| CAN1-H          | CAN1-L | CAN2-H | CAN2-L | CAN3-H | CAN3-L | Alternative blink control | Alt. contr. centr. lock |
| 1               | 2      | 3      | 4      | 5      | 6      | 7                         | 8                       |
| +               | +      | +      | +      | +      | +      | +                         | +                       |

| connector 15 pin   |                        |           |            |                  |              |                     |                       |                    |                     |              |                |                    |          |              |
|--------------------|------------------------|-----------|------------|------------------|--------------|---------------------|-----------------------|--------------------|---------------------|--------------|----------------|--------------------|----------|--------------|
| OUT                | OUT                    | OUT       | OUT        | OUT              | OUT          | OUT                 | OUT                   | OUT                | OUT                 | OUT          | OUT            | OUT                | OUT      | OUT          |
| Driver door sensor | Passengers door sensor | Trunk lid | Hood sense | Original alarm++ | Arming state | Lock factory remote | Unlock factory remote | Any button pressed | Handbrake / Parking | Speed 10kmph | Engine running | Engine speed (RPM) | Ignition | Key inserted |
| 1                  | 2                      | 3         | 4          | 5                | 6            | 7                   | 8                     | 9                  | 10                  | 11           | 12             | 13                 | 14       | 15           |
| +                  | +                      | +         | +          | +                | +            | +                   | +                     | +                  | +                   | +            | +              | +                  | +        | +            |

| connector 10 pin |                           |                     |                    |                     |               |                   |                   |     |          |
|------------------|---------------------------|---------------------|--------------------|---------------------|---------------|-------------------|-------------------|-----|----------|
| OUT              | IN                        | IN                  | IN                 | IN                  | IN            | IN                | IN                | IN  | IN       |
| Footbrake        | Drivers door opening sim. | Turn off the engine | Turn on the engine | Turn signal control | Trunk release | Opening all doors | Closing all doors | GND | PWR +12V |
| 1                | 2                         | 3                   | 4                  | 5                   | 6             | 7                 | 8                 | 9   | 10       |
| +                | +                         | +                   | +                  | +                   | +             | +                 | +                 | +   | +        |

Attention: Contr. of factory alarm  
Contr.c.lock. when ign.is on  
Comfort closure

**NISSAN X-TRAIL (T33) (Hybrid)**

year: 2023 →

with and without Keyless System

program №: 14474

from: 2024-01-03

| connector 8 pin |        |        |        |        |        |                           |                         |
|-----------------|--------|--------|--------|--------|--------|---------------------------|-------------------------|
| CAN H           | CAN L  | CAN H  | CAN L  | CAN H  | CAN L  | OUT +                     | OUT -                   |
| CAN1-H          | CAN1-L | CAN2-H | CAN2-L | CAN3-H | CAN3-L | Alternative blink control | Alt. contr. centr. lock |
| 1               | 2      | 3      | 4      | 5      | 6      | 7                         | 8                       |
| +               | +      | +      | +      | +      | +      | +                         | +                       |

| connector 15 pin   |                        |           |            |                  |              |                     |                       |                    |                     |              |                |                    |          |              |
|--------------------|------------------------|-----------|------------|------------------|--------------|---------------------|-----------------------|--------------------|---------------------|--------------|----------------|--------------------|----------|--------------|
| OUT                | OUT                    | OUT       | OUT        | OUT              | OUT          | OUT                 | OUT                   | OUT                | OUT                 | OUT          | OUT            | OUT                | OUT      | OUT          |
| Driver door sensor | Passengers door sensor | Trunk lid | Hood sense | Original alarm++ | Arming state | Lock factory remote | Unlock factory remote | Any button pressed | Handbrake / Parking | Speed 10kmph | Engine running | Engine speed (RPM) | Ignition | Key inserted |
| 1                  | 2                      | 3         | 4          | 5                | 6            | 7                   | 8                     | 9                  | 10                  | 11           | 12             | 13                 | 14       | 15           |
| +                  | +                      | +         | +          | +                | +            | +                   | +                     | +                  | +                   | +            | +              | +                  | +        | +            |

| connector 10 pin |                           |                     |                    |                     |               |                   |                   |     |          |
|------------------|---------------------------|---------------------|--------------------|---------------------|---------------|-------------------|-------------------|-----|----------|
| OUT              | IN                        | IN                  | IN                 | IN                  | IN            | IN                | IN                | IN  | IN       |
| Footbrake        | Drivers door opening sim. | Turn off the engine | Turn on the engine | Turn signal control | Trunk release | Opening all doors | Closing all doors | GND | PWR +12V |
| 1                | 2                         | 3                   | 4                  | 5                   | 6             | 7                 | 8                 | 9   | 10       |
| +                | +                         | +                   | +                  | +                   | +             | +                 | +                 | +   | +        |

Attention: Contr. of factory alarm  
Contr.c.lock. when ign.is on  
Comfort closure

**NISSAN X-TRAIL (T32)**

year: 2017 →

with and without Keyless System

program №: 12125

from: 2024-01-03

| connector 8 pin |        |        |        |        |        |                           |                         |
|-----------------|--------|--------|--------|--------|--------|---------------------------|-------------------------|
| CAN H           | CAN L  | CAN H  | CAN L  | CAN H  | CAN L  | OUT +                     | OUT -                   |
| CAN1-H          | CAN1-L | CAN2-H | CAN2-L | CAN3-H | CAN3-L | Alternative blink control | Alt. contr. centr. lock |
| 1               | 2      | 3      | 4      | 5      | 6      | 7                         | 8                       |
| +               | +      | +      | +      | +      | +      | +                         | +                       |

| connector 15 pin   |                        |           |            |                  |              |                     |                       |                    |                     |              |                |                    |          |              |
|--------------------|------------------------|-----------|------------|------------------|--------------|---------------------|-----------------------|--------------------|---------------------|--------------|----------------|--------------------|----------|--------------|
| OUT                | OUT                    | OUT       | OUT        | OUT              | OUT          | OUT                 | OUT                   | OUT                | OUT                 | OUT          | OUT            | OUT                | OUT      | OUT          |
| Driver door sensor | Passengers door sensor | Trunk lid | Hood sense | Original alarm++ | Arming state | Lock factory remote | Unlock factory remote | Any button pressed | Handbrake / Parking | Speed 10kmph | Engine running | Engine speed (RPM) | Ignition | Key inserted |
| 1                  | 2                      | 3         | 4          | 5                | 6            | 7                   | 8                     | 9                  | 10                  | 11           | 12             | 13                 | 14       | 15           |
| +                  | +                      | +         | +          | +                | +            | +                   | +                     | +                  | +                   | +            | +              | +                  | +        | +            |

| connector 10 pin |                           |                     |                    |                     |               |                   |                   |     |          |
|------------------|---------------------------|---------------------|--------------------|---------------------|---------------|-------------------|-------------------|-----|----------|
| OUT              | IN                        | IN                  | IN                 | IN                  | IN            | IN                | IN                | IN  | IN       |
| Footbrake        | Drivers door opening sim. | Turn off the engine | Turn on the engine | Turn signal control | Trunk release | Opening all doors | Closing all doors | GND | PWR +12V |
| 1                | 2                         | 3                   | 4                  | 5                   | 6             | 7                 | 8                 | 9   | 10       |
| +                | +                         | +                   | +                  | +                   | +             | +                 | +                 | +   | +        |

Attention: Contr. of factory alarm  
Contr.c.lock. when ign.is on  
Comfort closure



### NISSAN X-TRAIL (T32)

year: 2014 →

with and without Keyless System

program №: 11468

from: 2017-09-01

| connector 8 pin |        |        |        |        |        |                           |                         |
|-----------------|--------|--------|--------|--------|--------|---------------------------|-------------------------|
| CAN H           | CAN L  | CAN H  | CAN L  | CAN H  | CAN L  | OUT +                     | OUT -                   |
| CAN1-H          | CAN1-L | CAN2-H | CAN2-L | CAN3-H | CAN3-L | Alternative blink control | Alt. contr. centr. lock |
| 1               | 2      | 3      | 4      | 5      | 6      | 7                         | 8                       |
| +               | +      | +      | +      | +      | +      | +                         | +                       |

| connector 15 pin   |                        |           |            |                  |              |                     |                       |                    |                     |              |                |                    |          |              |
|--------------------|------------------------|-----------|------------|------------------|--------------|---------------------|-----------------------|--------------------|---------------------|--------------|----------------|--------------------|----------|--------------|
| OUT                | OUT                    | OUT       | OUT        | OUT              | OUT          | OUT                 | OUT                   | OUT                | OUT                 | OUT          | OUT            | OUT                | OUT      | OUT          |
| Driver door sensor | Passengers door sensor | Trunk lid | Hood sense | Original alarm++ | Arming state | Lock factory remote | Unlock factory remote | Any button pressed | Handbrake / Parking | Speed 10kmph | Engine running | Engine speed (RPM) | Ignition | Key inserted |
| 1                  | 2                      | 3         | 4          | 5                | 6            | 7                   | 8                     | 9                  | 10                  | 11           | 12             | 13                 | 14       | 15           |
| +                  | +                      | +         | +          | +                | +            | +                   | +                     | +                  | +                   | +            | +              | +                  | +        | +            |

| connector 10 pin |                           |                     |                    |                     |               |                   |                   |     |          |
|------------------|---------------------------|---------------------|--------------------|---------------------|---------------|-------------------|-------------------|-----|----------|
| OUT              | IN                        | IN                  | IN                 | IN                  | IN            | IN                | IN                | IN  | IN       |
| Footbrake        | Drivers door opening sim. | Turn off the engine | Turn on the engine | Turn signal control | Trunk release | Opening all doors | Closing all doors | GND | PWR +12V |
| 1                | 2                         | 3                   | 4                  | 5                   | 6             | 7                 | 8                 | 9   | 10       |
| +                | +                         | -                   | -                  | +                   | +             | +                 | +                 | -   | +        |

Attention:

### NISSAN X-TRAIL (T31)

year: 2010 →

without Keyless System

program №: 11139

from: 2021-09-09

| connector 8 pin |        |        |        |        |        |                           |                         |
|-----------------|--------|--------|--------|--------|--------|---------------------------|-------------------------|
| CAN H           | CAN L  | CAN H  | CAN L  | CAN H  | CAN L  | OUT +                     | OUT -                   |
| CAN1-H          | CAN1-L | CAN2-H | CAN2-L | CAN3-H | CAN3-L | Alternative blink control | Alt. contr. centr. lock |
| 1               | 2      | 3      | 4      | 5      | 6      | 7                         | 8                       |
| +               | +      | +      | +      | +      | +      | +                         | +                       |

| connector 15 pin   |                        |           |            |                  |              |                     |                       |                    |                     |              |                |                    |          |              |
|--------------------|------------------------|-----------|------------|------------------|--------------|---------------------|-----------------------|--------------------|---------------------|--------------|----------------|--------------------|----------|--------------|
| OUT                | OUT                    | OUT       | OUT        | OUT              | OUT          | OUT                 | OUT                   | OUT                | OUT                 | OUT          | OUT            | OUT                | OUT      | OUT          |
| Driver door sensor | Passengers door sensor | Trunk lid | Hood sense | Original alarm++ | Arming state | Lock factory remote | Unlock factory remote | Any button pressed | Handbrake / Parking | Speed 10kmph | Engine running | Engine speed (RPM) | Ignition | Key inserted |
| 1                  | 2                      | 3         | 4          | 5                | 6            | 7                   | 8                     | 9                  | 10                  | 11           | 12             | 13                 | 14       | 15           |
| +                  | +                      | +         | +          | +                | +            | +                   | +                     | +                  | +                   | +            | +              | +                  | +        | +            |

| connector 10 pin |                           |                     |                    |                     |               |                   |                   |     |          |
|------------------|---------------------------|---------------------|--------------------|---------------------|---------------|-------------------|-------------------|-----|----------|
| OUT              | IN                        | IN                  | IN                 | IN                  | IN            | IN                | IN                | IN  | IN       |
| Footbrake        | Drivers door opening sim. | Turn off the engine | Turn on the engine | Turn signal control | Trunk release | Opening all doors | Closing all doors | GND | PWR +12V |
| 1                | 2                         | 3                   | 4                  | 5                   | 6             | 7                 | 8                 | 9   | 10       |
| +                | +                         | -                   | -                  | +                   | +             | +                 | +                 | -   | +        |

Attention:

### NISSAN X-TRAIL (T31) (Keyless)

year: 2010 →

with Keyless System

program №: 11147

from: 2021-09-09

| connector 8 pin |        |        |        |        |        |                           |                         |
|-----------------|--------|--------|--------|--------|--------|---------------------------|-------------------------|
| CAN H           | CAN L  | CAN H  | CAN L  | CAN H  | CAN L  | OUT +                     | OUT -                   |
| CAN1-H          | CAN1-L | CAN2-H | CAN2-L | CAN3-H | CAN3-L | Alternative blink control | Alt. contr. centr. lock |
| 1               | 2      | 3      | 4      | 5      | 6      | 7                         | 8                       |
| +               | +      | +      | +      | +      | +      | +                         | +                       |

| connector 15 pin   |                        |           |            |                  |              |                     |                       |                    |                     |              |                |                    |          |              |
|--------------------|------------------------|-----------|------------|------------------|--------------|---------------------|-----------------------|--------------------|---------------------|--------------|----------------|--------------------|----------|--------------|
| OUT                | OUT                    | OUT       | OUT        | OUT              | OUT          | OUT                 | OUT                   | OUT                | OUT                 | OUT          | OUT            | OUT                | OUT      | OUT          |
| Driver door sensor | Passengers door sensor | Trunk lid | Hood sense | Original alarm++ | Arming state | Lock factory remote | Unlock factory remote | Any button pressed | Handbrake / Parking | Speed 10kmph | Engine running | Engine speed (RPM) | Ignition | Key inserted |
| 1                  | 2                      | 3         | 4          | 5                | 6            | 7                   | 8                     | 9                  | 10                  | 11           | 12             | 13                 | 14       | 15           |
| +                  | +                      | +         | +          | +                | +            | +                   | +                     | +                  | +                   | +            | +              | +                  | +        | +            |

| connector 10 pin |                           |                     |                    |                     |               |                   |                   |     |          |
|------------------|---------------------------|---------------------|--------------------|---------------------|---------------|-------------------|-------------------|-----|----------|
| OUT              | IN                        | IN                  | IN                 | IN                  | IN            | IN                | IN                | IN  | IN       |
| Footbrake        | Drivers door opening sim. | Turn off the engine | Turn on the engine | Turn signal control | Trunk release | Opening all doors | Closing all doors | GND | PWR +12V |
| 1                | 2                         | 3                   | 4                  | 5                   | 6             | 7                 | 8                 | 9   | 10       |
| +                | +                         | -                   | -                  | +                   | +             | +                 | +                 | -   | +        |

Attention:

### NISSAN X-TRAIL (T31)

year: 2007 →

without Keyless System

program №: 11139

from: 2021-09-09

| connector 8 pin |        |        |        |        |        |                           |                         |
|-----------------|--------|--------|--------|--------|--------|---------------------------|-------------------------|
| CAN H           | CAN L  | CAN H  | CAN L  | CAN H  | CAN L  | OUT +                     | OUT -                   |
| CAN1-H          | CAN1-L | CAN2-H | CAN2-L | CAN3-H | CAN3-L | Alternative blink control | Alt. contr. centr. lock |
| 1               | 2      | 3      | 4      | 5      | 6      | 7                         | 8                       |
| +               | +      | +      | +      | +      | +      | +                         | +                       |

| connector 15 pin   |                        |           |            |                  |              |                     |                       |                    |                     |              |                |                    |          |              |
|--------------------|------------------------|-----------|------------|------------------|--------------|---------------------|-----------------------|--------------------|---------------------|--------------|----------------|--------------------|----------|--------------|
| OUT                | OUT                    | OUT       | OUT        | OUT              | OUT          | OUT                 | OUT                   | OUT                | OUT                 | OUT          | OUT            | OUT                | OUT      | OUT          |
| Driver door sensor | Passengers door sensor | Trunk lid | Hood sense | Original alarm++ | Arming state | Lock factory remote | Unlock factory remote | Any button pressed | Handbrake / Parking | Speed 10kmph | Engine running | Engine speed (RPM) | Ignition | Key inserted |
| 1                  | 2                      | 3         | 4          | 5                | 6            | 7                   | 8                     | 9                  | 10                  | 11           | 12             | 13                 | 14       | 15           |
| +                  | +                      | +         | +          | +                | +            | +                   | +                     | +                  | +                   | +            | +              | +                  | +        | +            |

| connector 10 pin |                           |                     |                    |                     |               |                   |                   |     |          |
|------------------|---------------------------|---------------------|--------------------|---------------------|---------------|-------------------|-------------------|-----|----------|
| OUT              | IN                        | IN                  | IN                 | IN                  | IN            | IN                | IN                | IN  | IN       |
| Footbrake        | Drivers door opening sim. | Turn off the engine | Turn on the engine | Turn signal control | Trunk release | Opening all doors | Closing all doors | GND | PWR +12V |
| 1                | 2                         | 3                   | 4                  | 5                   | 6             | 7                 | 8                 | 9   | 10       |
| +                | +                         | -                   | -                  | +                   | +             | +                 | +                 | -   | +        |

Attention:

### NISSAN X-TRAIL (T31) (Keyless)

year: 2007 →

with Keyless System

program №: 11147

from: 2021-09-09

| connector 8 pin |        |        |        |        |        |                           |                         |
|-----------------|--------|--------|--------|--------|--------|---------------------------|-------------------------|
| CAN H           | CAN L  | CAN H  | CAN L  | CAN H  | CAN L  | OUT +                     | OUT -                   |
| CAN1-H          | CAN1-L | CAN2-H | CAN2-L | CAN3-H | CAN3-L | Alternative blink control | Alt. contr. centr. lock |
| 1               | 2      | 3      | 4      | 5      | 6      | 7                         | 8                       |
| +               | +      | +      | +      | +      | +      | +                         | +                       |

| connector 15 pin   |                        |           |            |                  |              |                     |                       |                    |                     |              |                |                    |          |              |
|--------------------|------------------------|-----------|------------|------------------|--------------|---------------------|-----------------------|--------------------|---------------------|--------------|----------------|--------------------|----------|--------------|
| OUT                | OUT                    | OUT       | OUT        | OUT              | OUT          | OUT                 | OUT                   | OUT                | OUT                 | OUT          | OUT            | OUT                | OUT      | OUT          |
| Driver door sensor | Passengers door sensor | Trunk lid | Hood sense | Original alarm++ | Arming state | Lock factory remote | Unlock factory remote | Any button pressed | Handbrake / Parking | Speed 10kmph | Engine running | Engine speed (RPM) | Ignition | Key inserted |
| 1                  | 2                      | 3         | 4          | 5                | 6            | 7                   | 8                     | 9                  | 10                  | 11           | 12             | 13                 | 14       | 15           |
| +                  | +                      | +         | +          | +                | +            | +                   | +                     | +                  | +                   | +            | +              | +                  | +        | +            |

| connector 10 pin |                           |                     |                    |                     |               |                   |                   |     |          |
|------------------|---------------------------|---------------------|--------------------|---------------------|---------------|-------------------|-------------------|-----|----------|
| OUT              | IN                        | IN                  | IN                 | IN                  | IN            | IN                | IN                | IN  | IN       |
| Footbrake        | Drivers door opening sim. | Turn off the engine | Turn on the engine | Turn signal control | Trunk release | Opening all doors | Closing all doors | GND | PWR +12V |
| 1                | 2                         | 3                   | 4                  | 5                   | 6             | 7                 | 8                 | 9   | 10       |
| +                | +                         | -                   | -                  | +                   | +             | +                 | +                 | -   | +        |

Attention:

Switches



| OPEL ASTRA J    |        |        |        |        |        |       |       |       |       | year: 2010 →       |                        |           |            |                  |              |                     |                       |                    |                     | with and without Keyless System |                |                    |          |              |           |                           |                     |                    |                     | program No: 11183 |                   |                   |     |          |    |    |    |    |    | from: 2021-06-21 |  |  |  |  |                         |                              |                 |   |   |   |   |   |   |   |   |   |   |   |   |   |   |   |   |   |   |   |   |
|-----------------|--------|--------|--------|--------|--------|-------|-------|-------|-------|--------------------|------------------------|-----------|------------|------------------|--------------|---------------------|-----------------------|--------------------|---------------------|---------------------------------|----------------|--------------------|----------|--------------|-----------|---------------------------|---------------------|--------------------|---------------------|-------------------|-------------------|-------------------|-----|----------|----|----|----|----|----|------------------|--|--|--|--|-------------------------|------------------------------|-----------------|---|---|---|---|---|---|---|---|---|---|---|---|---|---|---|---|---|---|---|---|
| connector 8 pin |        |        |        |        |        |       |       |       |       | connector 15 pin   |                        |           |            |                  |              |                     |                       |                    |                     | connector 10 pin                |                |                    |          |              |           |                           |                     |                    |                     |                   |                   |                   |     |          |    |    |    |    |    |                  |  |  |  |  |                         |                              |                 |   |   |   |   |   |   |   |   |   |   |   |   |   |   |   |   |   |   |   |   |
| CAN H           | CAN L  | CAN H  | CAN L  | CAN H  | CAN L  | CAN H | CAN L | OUT + | OUT - | OUT -              | OUT -                  | OUT -     | OUT -      | OUT -            | OUT -        | OUT -               | OUT -                 | OUT -              | OUT -               | OUT -                           | OUT -          | OUT -              | OUT -    | OUT -        | OUT -     | OUT -                     | OUT -               | OUT -              | OUT -               | OUT +             | IN                | IN                | IN  | IN       | IN | IN | IN | IN | IN |                  |  |  |  |  |                         |                              |                 |   |   |   |   |   |   |   |   |   |   |   |   |   |   |   |   |   |   |   |   |
| CAN1-H          | CAN1-L | CAN2-H | CAN2-L | CAN3-H | CAN3-L |       |       |       |       | Driver door sensor | Passengers door sensor | Trunk lid | Hood sense | Original alarm++ | Arming state | Lock factory remote | Unlock factory remote | Any button pressed | Handbrake / Parking | Speed 10kmph                    | Engine running | Engine speed (RPM) | Ignition | Key inserted | Footbrake | Drivers door opening sim. | Turn off the engine | Turn on the engine | Turn signal control | Trunk release     | Opening all doors | Closing all doors | GND | PWR +12V |    |    |    |    |    |                  |  |  |  |  | Contr. of factory alarm | Contr.c.lock. when ign.is on | Comfort closure |   |   |   |   |   |   |   |   |   |   |   |   |   |   |   |   |   |   |   |   |
| 1               | 2      | 3      | 4      | 5      | 6      |       |       |       |       | 1                  | 2                      | 3         | 4          | 5                | 6            | 7                   | 8                     | 9                  | 10                  | 11                              | 12             | 13                 | 14       | 15           | 1         | 2                         | 3                   | 4                  | 5                   | 6                 | 7                 | 8                 | 9   | 10       |    |    |    |    |    |                  |  |  |  |  | +                       | +                            | +               | + | + | + | + | + | + | + | + | + | + | + | + | + | + | + | + | + | + | + | + |

Attention:

Switches

| OPEL ASTRA H GTC |        |        |        |        |        |       |       |       |       | year: 2006 →       |                        |           |            |                  |              |                     |                       |                    |                     | with and without Keyless System |                |                    |          |              |           |                           |                     |                    |                     | program No: 11184 |                   |                   |     |          |    |    |    |    |    | from: 2017-09-01 |  |  |  |  |                         |                              |                 |   |   |   |   |   |   |   |   |   |   |   |   |   |   |   |   |   |   |   |   |
|------------------|--------|--------|--------|--------|--------|-------|-------|-------|-------|--------------------|------------------------|-----------|------------|------------------|--------------|---------------------|-----------------------|--------------------|---------------------|---------------------------------|----------------|--------------------|----------|--------------|-----------|---------------------------|---------------------|--------------------|---------------------|-------------------|-------------------|-------------------|-----|----------|----|----|----|----|----|------------------|--|--|--|--|-------------------------|------------------------------|-----------------|---|---|---|---|---|---|---|---|---|---|---|---|---|---|---|---|---|---|---|---|
| connector 8 pin  |        |        |        |        |        |       |       |       |       | connector 15 pin   |                        |           |            |                  |              |                     |                       |                    |                     | connector 10 pin                |                |                    |          |              |           |                           |                     |                    |                     |                   |                   |                   |     |          |    |    |    |    |    |                  |  |  |  |  |                         |                              |                 |   |   |   |   |   |   |   |   |   |   |   |   |   |   |   |   |   |   |   |   |
| CAN H            | CAN L  | CAN H  | CAN L  | CAN H  | CAN L  | CAN H | CAN L | OUT + | OUT - | OUT -              | OUT -                  | OUT -     | OUT -      | OUT -            | OUT -        | OUT -               | OUT -                 | OUT -              | OUT -               | OUT -                           | OUT -          | OUT -              | OUT -    | OUT -        | OUT -     | OUT -                     | OUT -               | OUT -              | OUT -               | OUT +             | IN                | IN                | IN  | IN       | IN | IN | IN | IN | IN |                  |  |  |  |  |                         |                              |                 |   |   |   |   |   |   |   |   |   |   |   |   |   |   |   |   |   |   |   |   |
| CAN1-H           | CAN1-L | CAN2-H | CAN2-L | CAN3-H | CAN3-L |       |       |       |       | Driver door sensor | Passengers door sensor | Trunk lid | Hood sense | Original alarm++ | Arming state | Lock factory remote | Unlock factory remote | Any button pressed | Handbrake / Parking | Speed 10kmph                    | Engine running | Engine speed (RPM) | Ignition | Key inserted | Footbrake | Drivers door opening sim. | Turn off the engine | Turn on the engine | Turn signal control | Trunk release     | Opening all doors | Closing all doors | GND | PWR +12V |    |    |    |    |    |                  |  |  |  |  | Contr. of factory alarm | Contr.c.lock. when ign.is on | Comfort closure |   |   |   |   |   |   |   |   |   |   |   |   |   |   |   |   |   |   |   |   |
| 1                | 2      | 3      | 4      | 5      | 6      |       |       |       |       | 1                  | 2                      | 3         | 4          | 5                | 6            | 7                   | 8                     | 9                  | 10                  | 11                              | 12             | 13                 | 14       | 15           | 1         | 2                         | 3                   | 4                  | 5                   | 6                 | 7                 | 8                 | 9   | 10       |    |    |    |    |    |                  |  |  |  |  | +                       | +                            | +               | + | + | + | + | + | + | + | + | + | + | + | + | + | + | + | + | + | + | + | + |

Attention:

Switches

| OPEL ASTRA H    |        |        |        |        |        |       |       |       |       | year: 2004 →       |                        |           |            |                  |              |                     |                       |                    |                     | with and without Keyless System |                |                    |          |              |           |                           |                     |                    |                     | program No: 11184 |                   |                   |     |          |    |    |    |    |    | from: 2017-09-01 |  |  |  |  |                         |                              |                 |   |   |   |   |   |   |   |   |   |   |   |   |   |   |   |   |   |   |   |   |
|-----------------|--------|--------|--------|--------|--------|-------|-------|-------|-------|--------------------|------------------------|-----------|------------|------------------|--------------|---------------------|-----------------------|--------------------|---------------------|---------------------------------|----------------|--------------------|----------|--------------|-----------|---------------------------|---------------------|--------------------|---------------------|-------------------|-------------------|-------------------|-----|----------|----|----|----|----|----|------------------|--|--|--|--|-------------------------|------------------------------|-----------------|---|---|---|---|---|---|---|---|---|---|---|---|---|---|---|---|---|---|---|---|
| connector 8 pin |        |        |        |        |        |       |       |       |       | connector 15 pin   |                        |           |            |                  |              |                     |                       |                    |                     | connector 10 pin                |                |                    |          |              |           |                           |                     |                    |                     |                   |                   |                   |     |          |    |    |    |    |    |                  |  |  |  |  |                         |                              |                 |   |   |   |   |   |   |   |   |   |   |   |   |   |   |   |   |   |   |   |   |
| CAN H           | CAN L  | CAN H  | CAN L  | CAN H  | CAN L  | CAN H | CAN L | OUT + | OUT - | OUT -              | OUT -                  | OUT -     | OUT -      | OUT -            | OUT -        | OUT -               | OUT -                 | OUT -              | OUT -               | OUT -                           | OUT -          | OUT -              | OUT -    | OUT -        | OUT -     | OUT -                     | OUT -               | OUT -              | OUT -               | OUT +             | IN                | IN                | IN  | IN       | IN | IN | IN | IN | IN |                  |  |  |  |  |                         |                              |                 |   |   |   |   |   |   |   |   |   |   |   |   |   |   |   |   |   |   |   |   |
| CAN1-H          | CAN1-L | CAN2-H | CAN2-L | CAN3-H | CAN3-L |       |       |       |       | Driver door sensor | Passengers door sensor | Trunk lid | Hood sense | Original alarm++ | Arming state | Lock factory remote | Unlock factory remote | Any button pressed | Handbrake / Parking | Speed 10kmph                    | Engine running | Engine speed (RPM) | Ignition | Key inserted | Footbrake | Drivers door opening sim. | Turn off the engine | Turn on the engine | Turn signal control | Trunk release     | Opening all doors | Closing all doors | GND | PWR +12V |    |    |    |    |    |                  |  |  |  |  | Contr. of factory alarm | Contr.c.lock. when ign.is on | Comfort closure |   |   |   |   |   |   |   |   |   |   |   |   |   |   |   |   |   |   |   |   |
| 1               | 2      | 3      | 4      | 5      | 6      |       |       |       |       | 1                  | 2                      | 3         | 4          | 5                | 6            | 7                   | 8                     | 9                  | 10                  | 11                              | 12             | 13                 | 14       | 15           | 1         | 2                         | 3                   | 4                  | 5                   | 6                 | 7                 | 8                 | 9   | 10       |    |    |    |    |    |                  |  |  |  |  | +                       | +                            | +               | + | + | + | + | + | + | + | + | + | + | + | + | + | + | + | + | + | + | + | + |

Attention:

Switches

| OPEL COMBO E    |        |        |        |        |        |       |       |       |       | year: 2019 →       |                        |           |            |                  |              |                     |                       |                    |                     | with and without Keyless System |                |                    |          |              |           |                           |                     |                    |                     | program No: 12728 |                   |                   |     |          |    |    |    |    |    | from: 2023-01-12 |  |  |  |  |                         |                              |                 |   |   |   |   |   |   |   |   |   |   |   |   |   |   |   |   |   |   |   |   |
|-----------------|--------|--------|--------|--------|--------|-------|-------|-------|-------|--------------------|------------------------|-----------|------------|------------------|--------------|---------------------|-----------------------|--------------------|---------------------|---------------------------------|----------------|--------------------|----------|--------------|-----------|---------------------------|---------------------|--------------------|---------------------|-------------------|-------------------|-------------------|-----|----------|----|----|----|----|----|------------------|--|--|--|--|-------------------------|------------------------------|-----------------|---|---|---|---|---|---|---|---|---|---|---|---|---|---|---|---|---|---|---|---|
| connector 8 pin |        |        |        |        |        |       |       |       |       | connector 15 pin   |                        |           |            |                  |              |                     |                       |                    |                     | connector 10 pin                |                |                    |          |              |           |                           |                     |                    |                     |                   |                   |                   |     |          |    |    |    |    |    |                  |  |  |  |  |                         |                              |                 |   |   |   |   |   |   |   |   |   |   |   |   |   |   |   |   |   |   |   |   |
| CAN H           | CAN L  | CAN H  | CAN L  | CAN H  | CAN L  | CAN H | CAN L | OUT + | OUT - | OUT -              | OUT -                  | OUT -     | OUT -      | OUT -            | OUT -        | OUT -               | OUT -                 | OUT -              | OUT -               | OUT -                           | OUT -          | OUT -              | OUT -    | OUT -        | OUT -     | OUT -                     | OUT -               | OUT -              | OUT -               | OUT +             | IN                | IN                | IN  | IN       | IN | IN | IN | IN | IN |                  |  |  |  |  |                         |                              |                 |   |   |   |   |   |   |   |   |   |   |   |   |   |   |   |   |   |   |   |   |
| CAN1-H          | CAN1-L | CAN2-H | CAN2-L | CAN3-H | CAN3-L |       |       |       |       | Driver door sensor | Passengers door sensor | Trunk lid | Hood sense | Original alarm++ | Arming state | Lock factory remote | Unlock factory remote | Any button pressed | Handbrake / Parking | Speed 10kmph                    | Engine running | Engine speed (RPM) | Ignition | Key inserted | Footbrake | Drivers door opening sim. | Turn off the engine | Turn on the engine | Turn signal control | Trunk release     | Opening all doors | Closing all doors | GND | PWR +12V |    |    |    |    |    |                  |  |  |  |  | Contr. of factory alarm | Contr.c.lock. when ign.is on | Comfort closure |   |   |   |   |   |   |   |   |   |   |   |   |   |   |   |   |   |   |   |   |
| 1               | 2      | 3      | 4      | 5      | 6      |       |       |       |       | 1                  | 2                      | 3         | 4          | 5                | 6            | 7                   | 8                     | 9                  | 10                  | 11                              | 12             | 13                 | 14       | 15           | 1         | 2                         | 3                   | 4                  | 5                   | 6                 | 7                 | 8                 | 9   | 10       |    |    |    |    |    |                  |  |  |  |  | +                       | +                            | +               | + | + | + | + | + | + | + | + | + | + | + | + | + | + | + | + | + | + | + | + |

Attention:

Switches

| OPEL COMBO D    |        |        |        |        |        |       |       |       |       | year: 2012 →       |                        |           |            |                  |              |                     |                       |                    |                     | with and without Keyless System |                |                    |          |              |           |                           |                     |                    |                     | program No: 11127 |                   |                   |     |          |    |    |    |    |    | from: 2017-09-01 |  |  |  |  |                         |                              |                 |   |   |   |   |   |   |   |   |   |   |   |   |   |   |   |   |   |   |   |   |
|-----------------|--------|--------|--------|--------|--------|-------|-------|-------|-------|--------------------|------------------------|-----------|------------|------------------|--------------|---------------------|-----------------------|--------------------|---------------------|---------------------------------|----------------|--------------------|----------|--------------|-----------|---------------------------|---------------------|--------------------|---------------------|-------------------|-------------------|-------------------|-----|----------|----|----|----|----|----|------------------|--|--|--|--|-------------------------|------------------------------|-----------------|---|---|---|---|---|---|---|---|---|---|---|---|---|---|---|---|---|---|---|---|
| connector 8 pin |        |        |        |        |        |       |       |       |       | connector 15 pin   |                        |           |            |                  |              |                     |                       |                    |                     | connector 10 pin                |                |                    |          |              |           |                           |                     |                    |                     |                   |                   |                   |     |          |    |    |    |    |    |                  |  |  |  |  |                         |                              |                 |   |   |   |   |   |   |   |   |   |   |   |   |   |   |   |   |   |   |   |   |
| CAN H           | CAN L  | CAN H  | CAN L  | CAN H  | CAN L  | CAN H | CAN L | OUT + | OUT - | OUT -              | OUT -                  | OUT -     | OUT -      | OUT -            | OUT -        | OUT -               | OUT -                 | OUT -              | OUT -               | OUT -                           | OUT -          | OUT -              | OUT -    | OUT -        | OUT -     | OUT -                     | OUT -               | OUT -              | OUT -               | OUT +             | IN                | IN                | IN  | IN       | IN | IN | IN | IN | IN |                  |  |  |  |  |                         |                              |                 |   |   |   |   |   |   |   |   |   |   |   |   |   |   |   |   |   |   |   |   |
| CAN1-H          | CAN1-L | CAN2-H | CAN2-L | CAN3-H | CAN3-L |       |       |       |       | Driver door sensor | Passengers door sensor | Trunk lid | Hood sense | Original alarm++ | Arming state | Lock factory remote | Unlock factory remote | Any button pressed | Handbrake / Parking | Speed 10kmph                    | Engine running | Engine speed (RPM) | Ignition | Key inserted | Footbrake | Drivers door opening sim. | Turn off the engine | Turn on the engine | Turn signal control | Trunk release     | Opening all doors | Closing all doors | GND | PWR +12V |    |    |    |    |    |                  |  |  |  |  | Contr. of factory alarm | Contr.c.lock. when ign.is on | Comfort closure |   |   |   |   |   |   |   |   |   |   |   |   |   |   |   |   |   |   |   |   |
| 1               | 2      | 3      | 4      | 5      | 6      |       |       |       |       | 1                  | 2                      | 3         | 4          | 5                | 6            | 7                   | 8                     | 9                  | 10                  | 11                              | 12             | 13                 | 14       | 15           | 1         | 2                         | 3                   | 4                  | 5                   | 6                 | 7                 | 8                 | 9   | 10       |    |    |    |    |    |                  |  |  |  |  | +                       | +                            | +               | + | + | + | + | + | + | + | + | + | + | + | + | + | + | + | + | + | + | + | + |

Attention:

Switches

**OPEL COMBO C** year: 2006 → program №: 11322 from: 2017-09-01

| connector 8 pin |        |        |        |        |        |                           |                         | connector 15 pin   |                        |           |            |                  |              |                     |                       |                    |                     |              |                |                    |          |              | connector 10 pin |                           |                     |                    |                     |               |                   |                   |     |          |                         |                              |                 |    |    |
|-----------------|--------|--------|--------|--------|--------|---------------------------|-------------------------|--------------------|------------------------|-----------|------------|------------------|--------------|---------------------|-----------------------|--------------------|---------------------|--------------|----------------|--------------------|----------|--------------|------------------|---------------------------|---------------------|--------------------|---------------------|---------------|-------------------|-------------------|-----|----------|-------------------------|------------------------------|-----------------|----|----|
| CAN H           | CAN L  | CAN H  | CAN L  | CAN H  | CAN L  | OUT +                     | OUT -                   | OUT                | OUT                    | OUT       | OUT        | OUT              | OUT          | OUT                 | OUT                   | OUT                | OUT                 | OUT          | OUT            | OUT                | OUT      | IN           | IN               | IN                        | IN                  | IN                 | IN                  | IN            | IN                | IN                | IN  | IN       | IN                      |                              |                 |    |    |
| CAN1-H          | CAN1-L | CAN2-H | CAN2-L | CAN3-H | CAN3-L | Alternative blink control | Alt. contr. centr. lock | Driver door sensor | Passengers door sensor | Trunk lid | Hood sense | Original alarm++ | Arming state | Lock factory remote | Unlock factory remote | Any button pressed | Handbrake / Parking | Speed 10kmph | Engine running | Engine speed (RPM) | Ignition | Key inserted | Footbrake        | Drivers door opening sim. | Turn off the engine | Turn on the engine | Turn signal control | Trunk release | Opening all doors | Closing all doors | GND | PWR +12V | Contr. of factory alarm | Contr.c.lock. when ign.is on | Comfort closure |    |    |
| 1               | 2      | 3      | 4      | 5      | 6      | 7                         | 8                       | 1                  | 2                      | 3         | 4          | 5                | 6            | 7                   | 8                     | 9                  | 10                  | 11           | 12             | 13                 | 14       | 15           | 1                | 2                         | 3                   | 4                  | 5                   | 6             | 7                 | 8                 | 9   | 10       | 11                      | 12                           | 13              | 14 | 15 |
| +               | +      | +      | +      | +      | +      | +                         | +                       | +                  | +                      | +         | +          | +                | +            | +                   | +                     | +                  | +                   | +            | +              | +                  | +        | +            | +                | +                         | +                   | +                  | +                   | +             | +                 | +                 | +   | +        | +                       | +                            | +               | +  |    |

Attention:

**OPEL COMBO-e (Electric) (Keyless)** year: 2023 → with Keyless System (with factory alarm) program №: 15116 from: 2023-10-23

| connector 8 pin |        |        |        |        |        |                           |                         | connector 15 pin   |                        |           |            |                  |              |                     |                       |                    |                     |              |                |                    |          |              | connector 10 pin |                           |                     |                    |                     |               |                   |                   |     |          |                         |                              |                 |    |    |
|-----------------|--------|--------|--------|--------|--------|---------------------------|-------------------------|--------------------|------------------------|-----------|------------|------------------|--------------|---------------------|-----------------------|--------------------|---------------------|--------------|----------------|--------------------|----------|--------------|------------------|---------------------------|---------------------|--------------------|---------------------|---------------|-------------------|-------------------|-----|----------|-------------------------|------------------------------|-----------------|----|----|
| CAN H           | CAN L  | CAN H  | CAN L  | CAN H  | CAN L  | OUT +                     | OUT -                   | OUT                | OUT                    | OUT       | OUT        | OUT              | OUT          | OUT                 | OUT                   | OUT                | OUT                 | OUT          | OUT            | OUT                | OUT      | OUT          | IN               | IN                        | IN                  | IN                 | IN                  | IN            | IN                | IN                | IN  | IN       | IN                      | IN                           | IN              | IN |    |
| CAN1-H          | CAN1-L | CAN2-H | CAN2-L | CAN3-H | CAN3-L | Alternative blink control | Alt. contr. centr. lock | Driver door sensor | Passengers door sensor | Trunk lid | Hood sense | Original alarm++ | Arming state | Lock factory remote | Unlock factory remote | Any button pressed | Handbrake / Parking | Speed 10kmph | Engine running | Engine speed (RPM) | Ignition | Key inserted | Footbrake        | Drivers door opening sim. | Turn off the engine | Turn on the engine | Turn signal control | Trunk release | Opening all doors | Closing all doors | GND | PWR +12V | Contr. of factory alarm | Contr.c.lock. when ign.is on | Comfort closure |    |    |
| 1               | 2      | 3      | 4      | 5      | 6      | 7                         | 8                       | 1                  | 2                      | 3         | 4          | 5                | 6            | 7                   | 8                     | 9                  | 10                  | 11           | 12             | 13                 | 14       | 15           | 1                | 2                         | 3                   | 4                  | 5                   | 6             | 7                 | 8                 | 9   | 10       | 11                      | 12                           | 13              | 14 | 15 |
| +               | +      | +      | +      | +      | +      | +                         | +                       | +                  | +                      | +         | +          | +                | +            | +                   | +                     | +                  | +                   | +            | +              | +                  | +        | +            | +                | +                         | +                   | +                  | +                   | +             | +                 | +                 | +   | +        | +                       | +                            | +               | +  | +  |

Attention:

**OPEL CORSA F** year: 2020 → with and without Keyless System program №: 13213 from: 2023-01-12

| connector 8 pin |        |        |        |        |        |                           |                         | connector 15 pin   |                        |           |            |                  |              |                     |                       |                    |                     |              |                |                    |          |              | connector 10 pin |                           |                     |                    |                     |               |                   |                   |     |          |                         |                              |                 |    |    |
|-----------------|--------|--------|--------|--------|--------|---------------------------|-------------------------|--------------------|------------------------|-----------|------------|------------------|--------------|---------------------|-----------------------|--------------------|---------------------|--------------|----------------|--------------------|----------|--------------|------------------|---------------------------|---------------------|--------------------|---------------------|---------------|-------------------|-------------------|-----|----------|-------------------------|------------------------------|-----------------|----|----|
| CAN H           | CAN L  | CAN H  | CAN L  | CAN H  | CAN L  | OUT +                     | OUT -                   | OUT                | OUT                    | OUT       | OUT        | OUT              | OUT          | OUT                 | OUT                   | OUT                | OUT                 | OUT          | OUT            | OUT                | OUT      | OUT          | IN               | IN                        | IN                  | IN                 | IN                  | IN            | IN                | IN                | IN  | IN       | IN                      | IN                           | IN              | IN |    |
| CAN1-H          | CAN1-L | CAN2-H | CAN2-L | CAN3-H | CAN3-L | Alternative blink control | Alt. contr. centr. lock | Driver door sensor | Passengers door sensor | Trunk lid | Hood sense | Original alarm++ | Arming state | Lock factory remote | Unlock factory remote | Any button pressed | Handbrake / Parking | Speed 10kmph | Engine running | Engine speed (RPM) | Ignition | Key inserted | Footbrake        | Drivers door opening sim. | Turn off the engine | Turn on the engine | Turn signal control | Trunk release | Opening all doors | Closing all doors | GND | PWR +12V | Contr. of factory alarm | Contr.c.lock. when ign.is on | Comfort closure |    |    |
| 1               | 2      | 3      | 4      | 5      | 6      | 7                         | 8                       | 1                  | 2                      | 3         | 4          | 5                | 6            | 7                   | 8                     | 9                  | 10                  | 11           | 12             | 13                 | 14       | 15           | 1                | 2                         | 3                   | 4                  | 5                   | 6             | 7                 | 8                 | 9   | 10       | 11                      | 12                           | 13              | 14 | 15 |
| +               | +      | +      | +      | +      | +      | +                         | +                       | +                  | +                      | +         | +          | +                | +            | +                   | +                     | +                  | +                   | +            | +              | +                  | +        | +            | +                | +                         | +                   | +                  | +                   | +             | +                 | +                 | +   | +        | +                       | +                            | +               | +  | +  |

Attention:

**OPEL CORSA E** year: 2014 → with and without Keyless System program №: 11243 from: 2020-07-03

| connector 8 pin |        |        |        |        |        |                           |                         | connector 15 pin   |                        |           |            |                  |              |                     |                       |                    |                     |              |                |                    |          |              | connector 10 pin |                           |                     |                    |                     |               |                   |                   |     |          |                         |                              |                 |    |    |
|-----------------|--------|--------|--------|--------|--------|---------------------------|-------------------------|--------------------|------------------------|-----------|------------|------------------|--------------|---------------------|-----------------------|--------------------|---------------------|--------------|----------------|--------------------|----------|--------------|------------------|---------------------------|---------------------|--------------------|---------------------|---------------|-------------------|-------------------|-----|----------|-------------------------|------------------------------|-----------------|----|----|
| CAN H           | CAN L  | CAN H  | CAN L  | CAN H  | CAN L  | OUT +                     | OUT -                   | OUT                | OUT                    | OUT       | OUT        | OUT              | OUT          | OUT                 | OUT                   | OUT                | OUT                 | OUT          | OUT            | OUT                | OUT      | OUT          | IN               | IN                        | IN                  | IN                 | IN                  | IN            | IN                | IN                | IN  | IN       | IN                      | IN                           | IN              | IN |    |
| CAN1-H          | CAN1-L | CAN2-H | CAN2-L | CAN3-H | CAN3-L | Alternative blink control | Alt. contr. centr. lock | Driver door sensor | Passengers door sensor | Trunk lid | Hood sense | Original alarm++ | Arming state | Lock factory remote | Unlock factory remote | Any button pressed | Handbrake / Parking | Speed 10kmph | Engine running | Engine speed (RPM) | Ignition | Key inserted | Footbrake        | Drivers door opening sim. | Turn off the engine | Turn on the engine | Turn signal control | Trunk release | Opening all doors | Closing all doors | GND | PWR +12V | Contr. of factory alarm | Contr.c.lock. when ign.is on | Comfort closure |    |    |
| 1               | 2      | 3      | 4      | 5      | 6      | 7                         | 8                       | 1                  | 2                      | 3         | 4          | 5                | 6            | 7                   | 8                     | 9                  | 10                  | 11           | 12             | 13                 | 14       | 15           | 1                | 2                         | 3                   | 4                  | 5                   | 6             | 7                 | 8                 | 9   | 10       | 11                      | 12                           | 13              | 14 | 15 |
| +               | +      | +      | +      | +      | +      | +                         | +                       | +                  | +                      | +         | +          | +                | +            | +                   | +                     | +                  | +                   | +            | +              | +                  | +        | +            | +                | +                         | +                   | +                  | +                   | +             | +                 | +                 | +   | +        | +                       | +                            | +               | +  | +  |

Attention:

**OPEL CORSA D** year: 2011 → program №: 11354 from: 2017-09-01

| connector 8 pin |        |        |        |        |        |                           |                         | connector 15 pin   |                        |           |            |                  |              |                     |                       |                    |                     |              |                |                    |          |              | connector 10 pin |                           |                     |                    |                     |               |                   |                   |     |          |                         |                              |                 |    |    |
|-----------------|--------|--------|--------|--------|--------|---------------------------|-------------------------|--------------------|------------------------|-----------|------------|------------------|--------------|---------------------|-----------------------|--------------------|---------------------|--------------|----------------|--------------------|----------|--------------|------------------|---------------------------|---------------------|--------------------|---------------------|---------------|-------------------|-------------------|-----|----------|-------------------------|------------------------------|-----------------|----|----|
| CAN H           | CAN L  | CAN H  | CAN L  | CAN H  | CAN L  | OUT +                     | OUT -                   | OUT                | OUT                    | OUT       | OUT        | OUT              | OUT          | OUT                 | OUT                   | OUT                | OUT                 | OUT          | OUT            | OUT                | OUT      | OUT          | IN               | IN                        | IN                  | IN                 | IN                  | IN            | IN                | IN                | IN  | IN       | IN                      | IN                           | IN              | IN |    |
| CAN1-H          | CAN1-L | CAN2-H | CAN2-L | CAN3-H | CAN3-L | Alternative blink control | Alt. contr. centr. lock | Driver door sensor | Passengers door sensor | Trunk lid | Hood sense | Original alarm++ | Arming state | Lock factory remote | Unlock factory remote | Any button pressed | Handbrake / Parking | Speed 10kmph | Engine running | Engine speed (RPM) | Ignition | Key inserted | Footbrake        | Drivers door opening sim. | Turn off the engine | Turn on the engine | Turn signal control | Trunk release | Opening all doors | Closing all doors | GND | PWR +12V | Contr. of factory alarm | Contr.c.lock. when ign.is on | Comfort closure |    |    |
| 1               | 2      | 3      | 4      | 5      | 6      | 7                         | 8                       | 1                  | 2                      | 3         | 4          | 5                | 6            | 7                   | 8                     | 9                  | 10                  | 11           | 12             | 13                 | 14       | 15           | 1                | 2                         | 3                   | 4                  | 5                   | 6             | 7                 | 8                 | 9   | 10       | 11                      | 12                           | 13              | 14 | 15 |
| +               | +      | +      | +      | +      | +      | +                         | +                       | +                  | +                      | +         | +          | +                | +            | +                   | +                     | +                  | +                   | +            | +              | +                  | +        | +            | +                | +                         | +                   | +                  | +                   | +             | +                 | +                 | +   | +        | +                       | +                            | +               | +  | +  |

Attention:

| OPEL CORSA D    |        |        |        |                            |                         |                    |                        |           |            |                  |              | year: 2009 →        |                       |                    |                     |              |                |                    |          |              |                  | with and without Keyless System |                     | program №: 11354   |                     |               |                   |                   |     |          |     | from: 2017-09-01 |                         |                              |                 |  |  |
|-----------------|--------|--------|--------|----------------------------|-------------------------|--------------------|------------------------|-----------|------------|------------------|--------------|---------------------|-----------------------|--------------------|---------------------|--------------|----------------|--------------------|----------|--------------|------------------|---------------------------------|---------------------|--------------------|---------------------|---------------|-------------------|-------------------|-----|----------|-----|------------------|-------------------------|------------------------------|-----------------|--|--|
| connector 8 pin |        |        |        |                            |                         | connector 15 pin   |                        |           |            |                  |              |                     |                       |                    |                     |              |                |                    |          |              | connector 10 pin |                                 |                     |                    |                     |               |                   |                   |     |          |     |                  |                         |                              |                 |  |  |
| CAN H           | CAN L  | CAN H  | CAN L  | CAN H                      | CAN L                   | OUT                | OUT                    | OUT       | OUT        | OUT              | OUT          | OUT                 | OUT                   | OUT                | OUT                 | OUT          | OUT            | OUT                | OUT      | OUT          | OUT              | IN                              | IN                  | IN                 | IN                  | IN            | IN                | IN                | IN  | OUT      | OUT | OUT              | Contr. of factory alarm | Contr. c.lock when ign.is on | Comfort closure |  |  |
| CAN1-H          | CAN1-L | CAN2-H | CAN2-L | CAN3-H                     | CAN3-L                  |                    |                        |           |            |                  |              |                     |                       |                    |                     |              |                |                    |          |              |                  |                                 |                     |                    |                     |               |                   |                   |     |          |     |                  |                         |                              |                 |  |  |
| 1               | 2      | 3      | 4      | 5                          | 6                       | 1                  | 2                      | 3         | 4          | 5                | 6            | 7                   | 8                     | 9                  | 10                  | 11           | 12             | 13                 | 14       | 15           | 1                | 2                               | 3                   | 4                  | 5                   | 6             | 7                 | 8                 | 9   | 10       | 11  |                  |                         |                              |                 |  |  |
| +               |        | +      | +      | +                          | +                       | -                  | -                      | -         | -          | -                | -            | -                   | -                     | -                  | -                   | -            | -              | -                  | -        | -            | -                | -                               | -                   | -                  | -                   | -             | -                 | -                 | -   | -        | -   | -                | -                       | -                            |                 |  |  |
|                 |        |        |        | Alternative blink. control | Alt. contr. centr. lock | Driver door sensor | Passengers door sensor | Trunk lid | Hood sense | Original alarm++ | Arming state | Lock factory remote | Unlock factory remote | Any button pressed | Handbrake / Parking | Speed 10kmph | Engine running | Engine speed (RPM) | Ignition | Key inserted | Footbrake        | Drivers door opening sim.       | Turn off the engine | Turn on the engine | Turn signal control | Trunk release | Opening all doors | Closing all doors | GND | PWR +12V |     |                  |                         |                              |                 |  |  |

Attention:

| OPEL CORSA D    |        |        |        |                            |                         |                    |                        |           |            |                  |              | year: 2006 →        |                       |                    |                     |              |                |                    |          |              |                  | with and without Keyless System |                     | program №: 11354   |                     |               |                   |                   |     |          |     | from: 2017-09-01 |                         |                              |                 |  |  |
|-----------------|--------|--------|--------|----------------------------|-------------------------|--------------------|------------------------|-----------|------------|------------------|--------------|---------------------|-----------------------|--------------------|---------------------|--------------|----------------|--------------------|----------|--------------|------------------|---------------------------------|---------------------|--------------------|---------------------|---------------|-------------------|-------------------|-----|----------|-----|------------------|-------------------------|------------------------------|-----------------|--|--|
| connector 8 pin |        |        |        |                            |                         | connector 15 pin   |                        |           |            |                  |              |                     |                       |                    |                     |              |                |                    |          |              | connector 10 pin |                                 |                     |                    |                     |               |                   |                   |     |          |     |                  |                         |                              |                 |  |  |
| CAN H           | CAN L  | CAN H  | CAN L  | CAN H                      | CAN L                   | OUT                | OUT                    | OUT       | OUT        | OUT              | OUT          | OUT                 | OUT                   | OUT                | OUT                 | OUT          | OUT            | OUT                | OUT      | OUT          | OUT              | IN                              | IN                  | IN                 | IN                  | IN            | IN                | IN                | IN  | OUT      | OUT | OUT              | Contr. of factory alarm | Contr. c.lock when ign.is on | Comfort closure |  |  |
| CAN1-H          | CAN1-L | CAN2-H | CAN2-L | CAN3-H                     | CAN3-L                  |                    |                        |           |            |                  |              |                     |                       |                    |                     |              |                |                    |          |              |                  |                                 |                     |                    |                     |               |                   |                   |     |          |     |                  |                         |                              |                 |  |  |
| 1               | 2      | 3      | 4      | 5                          | 6                       | 1                  | 2                      | 3         | 4          | 5                | 6            | 7                   | 8                     | 9                  | 10                  | 11           | 12             | 13                 | 14       | 15           | 1                | 2                               | 3                   | 4                  | 5                   | 6             | 7                 | 8                 | 9   | 10       | 11  |                  |                         |                              |                 |  |  |
| +               |        | +      | +      | +                          | +                       | -                  | -                      | -         | -          | -                | -            | -                   | -                     | -                  | -                   | -            | -              | -                  | -        | -            | -                | -                               | -                   | -                  | -                   | -             | -                 | -                 | -   | -        | -   | -                | -                       | -                            |                 |  |  |
|                 |        |        |        | Alternative blink. control | Alt. contr. centr. lock | Driver door sensor | Passengers door sensor | Trunk lid | Hood sense | Original alarm++ | Arming state | Lock factory remote | Unlock factory remote | Any button pressed | Handbrake / Parking | Speed 10kmph | Engine running | Engine speed (RPM) | Ignition | Key inserted | Footbrake        | Drivers door opening sim.       | Turn off the engine | Turn on the engine | Turn signal control | Trunk release | Opening all doors | Closing all doors | GND | PWR +12V |     |                  |                         |                              |                 |  |  |

Attention:

| OPEL CORSA-e F (Electric) (Keyless) |        |        |        |                            |                         |                    |                        |           |            |                  |              | year: 2020 →        |                       |                    |                     |              |                |                    |          |              |                  | with Keyless System (with factory alarm) |                     | program №: 13296   |                     |               |                   |                   |     |          |     | from: 2023-08-24 |                         |                              |                 |  |  |
|-------------------------------------|--------|--------|--------|----------------------------|-------------------------|--------------------|------------------------|-----------|------------|------------------|--------------|---------------------|-----------------------|--------------------|---------------------|--------------|----------------|--------------------|----------|--------------|------------------|------------------------------------------|---------------------|--------------------|---------------------|---------------|-------------------|-------------------|-----|----------|-----|------------------|-------------------------|------------------------------|-----------------|--|--|
| connector 8 pin                     |        |        |        |                            |                         | connector 15 pin   |                        |           |            |                  |              |                     |                       |                    |                     |              |                |                    |          |              | connector 10 pin |                                          |                     |                    |                     |               |                   |                   |     |          |     |                  |                         |                              |                 |  |  |
| CAN H                               | CAN L  | CAN H  | CAN L  | CAN H                      | CAN L                   | OUT                | OUT                    | OUT       | OUT        | OUT              | OUT          | OUT                 | OUT                   | OUT                | OUT                 | OUT          | OUT            | OUT                | OUT      | OUT          | OUT              | IN                                       | IN                  | IN                 | IN                  | IN            | IN                | IN                | IN  | OUT      | OUT | OUT              | Contr. of factory alarm | Contr. c.lock when ign.is on | Comfort closure |  |  |
| CAN1-H                              | CAN1-L | CAN2-H | CAN2-L | CAN3-H                     | CAN3-L                  |                    |                        |           |            |                  |              |                     |                       |                    |                     |              |                |                    |          |              |                  |                                          |                     |                    |                     |               |                   |                   |     |          |     |                  |                         |                              |                 |  |  |
| 1                                   | 2      | 3      | 4      | 5                          | 6                       | 1                  | 2                      | 3         | 4          | 5                | 6            | 7                   | 8                     | 9                  | 10                  | 11           | 12             | 13                 | 14       | 15           | 1                | 2                                        | 3                   | 4                  | 5                   | 6             | 7                 | 8                 | 9   | 10       | 11  |                  |                         |                              |                 |  |  |
| +                                   |        | +      | +      | +                          | +                       | -                  | -                      | -         | -          | -                | -            | -                   | -                     | -                  | -                   | -            | -              | -                  | -        | -            | -                | -                                        | -                   | -                  | -                   | -             | -                 | -                 | -   | -        | -   | -                | -                       | -                            |                 |  |  |
|                                     |        |        |        | Alternative blink. control | Alt. contr. centr. lock | Driver door sensor | Passengers door sensor | Trunk lid | Hood sense | Original alarm++ | Arming state | Lock factory remote | Unlock factory remote | Any button pressed | Handbrake / Parking | Speed 10kmph | Engine running | Engine speed (RPM) | Ignition | Key inserted | Footbrake        | Drivers door opening sim.                | Turn off the engine | Turn on the engine | Turn signal control | Trunk release | Opening all doors | Closing all doors | GND | PWR +12V |     |                  |                         |                              |                 |  |  |

Attention:

| OPEL CROSSLAND  |        |        |        |                            |                         |                    |                        |           |            |                  |              | year: 2021 →        |                       |                    |                     |              |                |                    |          |              |                  | with and without Keyless System (without factory alarm) |                     | program №: 13575   |                     |               |                   |                   |     |          |     | from: 2023-02-08 |                         |                              |                 |  |  |
|-----------------|--------|--------|--------|----------------------------|-------------------------|--------------------|------------------------|-----------|------------|------------------|--------------|---------------------|-----------------------|--------------------|---------------------|--------------|----------------|--------------------|----------|--------------|------------------|---------------------------------------------------------|---------------------|--------------------|---------------------|---------------|-------------------|-------------------|-----|----------|-----|------------------|-------------------------|------------------------------|-----------------|--|--|
| connector 8 pin |        |        |        |                            |                         | connector 15 pin   |                        |           |            |                  |              |                     |                       |                    |                     |              |                |                    |          |              | connector 10 pin |                                                         |                     |                    |                     |               |                   |                   |     |          |     |                  |                         |                              |                 |  |  |
| CAN H           | CAN L  | CAN H  | CAN L  | CAN H                      | CAN L                   | OUT                | OUT                    | OUT       | OUT        | OUT              | OUT          | OUT                 | OUT                   | OUT                | OUT                 | OUT          | OUT            | OUT                | OUT      | OUT          | OUT              | IN                                                      | IN                  | IN                 | IN                  | IN            | IN                | IN                | IN  | OUT      | OUT | OUT              | Contr. of factory alarm | Contr. c.lock when ign.is on | Comfort closure |  |  |
| CAN1-H          | CAN1-L | CAN2-H | CAN2-L | CAN3-H                     | CAN3-L                  |                    |                        |           |            |                  |              |                     |                       |                    |                     |              |                |                    |          |              |                  |                                                         |                     |                    |                     |               |                   |                   |     |          |     |                  |                         |                              |                 |  |  |
| 1               | 2      | 3      | 4      | 5                          | 6                       | 1                  | 2                      | 3         | 4          | 5                | 6            | 7                   | 8                     | 9                  | 10                  | 11           | 12             | 13                 | 14       | 15           | 1                | 2                                                       | 3                   | 4                  | 5                   | 6             | 7                 | 8                 | 9   | 10       | 11  |                  |                         |                              |                 |  |  |
| +               |        | +      | +      | +                          | +                       | -                  | -                      | -         | -          | -                | -            | -                   | -                     | -                  | -                   | -            | -              | -                  | -        | -            | -                | -                                                       | -                   | -                  | -                   | -             | -                 | -                 | -   | -        | -   | -                | -                       | -                            |                 |  |  |
|                 |        |        |        | Alternative blink. control | Alt. contr. centr. lock | Driver door sensor | Passengers door sensor | Trunk lid | Hood sense | Original alarm++ | Arming state | Lock factory remote | Unlock factory remote | Any button pressed | Handbrake / Parking | Speed 10kmph | Engine running | Engine speed (RPM) | Ignition | Key inserted | Footbrake        | Drivers door opening sim.                               | Turn off the engine | Turn on the engine | Turn signal control | Trunk release | Opening all doors | Closing all doors | GND | PWR +12V |     |                  |                         |                              |                 |  |  |

Attention:

| OPEL CROSSLAND X |        |        |        |                            |                         |                    |                        |           |            |                  |              | year: 2018 →        |                       |                    |                     |              |                |                    |          |              |                  | with and without Keyless System (without factory alarm) |                     | program №: 12348   |                     |               |                   |                   |     |          |     | from: 2023-01-12 |                         |                              |                 |  |  |
|------------------|--------|--------|--------|----------------------------|-------------------------|--------------------|------------------------|-----------|------------|------------------|--------------|---------------------|-----------------------|--------------------|---------------------|--------------|----------------|--------------------|----------|--------------|------------------|---------------------------------------------------------|---------------------|--------------------|---------------------|---------------|-------------------|-------------------|-----|----------|-----|------------------|-------------------------|------------------------------|-----------------|--|--|
| connector 8 pin  |        |        |        |                            |                         | connector 15 pin   |                        |           |            |                  |              |                     |                       |                    |                     |              |                |                    |          |              | connector 10 pin |                                                         |                     |                    |                     |               |                   |                   |     |          |     |                  |                         |                              |                 |  |  |
| CAN H            | CAN L  | CAN H  | CAN L  | CAN H                      | CAN L                   | OUT                | OUT                    | OUT       | OUT        | OUT              | OUT          | OUT                 | OUT                   | OUT                | OUT                 | OUT          | OUT            | OUT                | OUT      | OUT          | OUT              | IN                                                      | IN                  | IN                 | IN                  | IN            | IN                | IN                | IN  | OUT      | OUT | OUT              | Contr. of factory alarm | Contr. c.lock when ign.is on | Comfort closure |  |  |
| CAN1-H           | CAN1-L | CAN2-H | CAN2-L | CAN3-H                     | CAN3-L                  |                    |                        |           |            |                  |              |                     |                       |                    |                     |              |                |                    |          |              |                  |                                                         |                     |                    |                     |               |                   |                   |     |          |     |                  |                         |                              |                 |  |  |
| 1                | 2      | 3      | 4      | 5                          | 6                       | 1                  | 2                      | 3         | 4          | 5                | 6            | 7                   | 8                     | 9                  | 10                  | 11           | 12             | 13                 | 14       | 15           | 1                | 2                                                       | 3                   | 4                  | 5                   | 6             | 7                 | 8                 | 9   | 10       | 11  |                  |                         |                              |                 |  |  |
| +                |        | +      | +      | +                          | +                       | -                  | -                      | -         | -          | -                | -            | -                   | -                     | -                  | -                   | -            | -              | -                  | -        | -            | -                | -                                                       | -                   | -                  | -                   | -             | -                 | -                 | -   | -        | -   | -                | -                       | -                            |                 |  |  |
|                  |        |        |        | Alternative blink. control | Alt. contr. centr. lock | Driver door sensor | Passengers door sensor | Trunk lid | Hood sense | Original alarm++ | Arming state | Lock factory remote | Unlock factory remote | Any button pressed | Handbrake / Parking | Speed 10kmph | Engine running | Engine speed (RPM) | Ignition | Key inserted | Footbrake        | Drivers door opening sim.                               | Turn off the engine | Turn on the engine | Turn signal control | Trunk release | Opening all doors | Closing all doors | GND | PWR +12V |     |                  |                         |                              |                 |  |  |

Attention:



**OPEL GRANDLAND**

year: 2022 →

with and without Keyless System (without factory alarm)

program №: 14239

from: 2023-01-12

| connector 8 pin |        |        |        |        |        |                           |                         |
|-----------------|--------|--------|--------|--------|--------|---------------------------|-------------------------|
| CAN H           | CAN L  | CAN H  | CAN L  | CAN H  | CAN L  | OUT +                     | OUT +                   |
| CAN1-H          | CAN1-L | CAN2-H | CAN2-L | CAN3-H | CAN3-L | Alternative blink control | Alt. contr. centr. lock |
| 1               | 2      | 3      | 4      | 5      | 6      | 7                         | 8                       |
| +               | +      | +      | +      | +      | +      | +                         | +                       |

| connector 15 pin   |                        |           |            |                  |              |                     |                       |                    |                     |              |                |                    |          |              |
|--------------------|------------------------|-----------|------------|------------------|--------------|---------------------|-----------------------|--------------------|---------------------|--------------|----------------|--------------------|----------|--------------|
| OUT                | OUT                    | OUT       | OUT        | OUT              | OUT          | OUT                 | OUT                   | OUT                | OUT                 | OUT          | OUT            | OUT                | OUT      | OUT          |
| Driver door sensor | Passengers door sensor | Trunk lid | Hood sense | Original alarm++ | Arming state | Lock factory remote | Unlock factory remote | Any button pressed | Handbrake / Parking | Speed 10kmph | Engine running | Engine speed (RPM) | Ignition | Key inserted |
| 1                  | 2                      | 3         | 4          | 5                | 6            | 7                   | 8                     | 9                  | 10                  | 11           | 12             | 13                 | 14       | 15           |
| +                  | +                      | +         | +          | +                | +            | +                   | +                     | +                  | +                   | +            | +              | +                  | +        | +            |

| connector 10 pin |                           |                     |                    |                     |               |                   |                   |     |          |
|------------------|---------------------------|---------------------|--------------------|---------------------|---------------|-------------------|-------------------|-----|----------|
| OUT              | IN                        | IN                  | IN                 | IN                  | IN            | IN                | IN                | IN  | +        |
| Footbrake        | Drivers door opening sim. | Turn off the engine | Turn on the engine | Turn signal control | Trunk release | Opening all doors | Closing all doors | GND | PWR +12V |
| 1                | 2                         | 3                   | 4                  | 5                   | 6             | 7                 | 8                 | 9   | 10       |
| +                | +                         | +                   | +                  | +                   | +             | +                 | +                 | +   | +        |

|                         |                              |                 |
|-------------------------|------------------------------|-----------------|
| Contr. of factory alarm | Contr. c.lock when ign.is on | Comfort closure |
| +                       | +                            | +               |

Attention:

**OPEL GRANDLAND X (Hybrid) (Plug-in)**

year: 2020 →

with and without Keyless System (with factory alarm)

program №: 13576

from: 2023-01-12

| connector 8 pin |        |        |        |        |        |                           |                         |
|-----------------|--------|--------|--------|--------|--------|---------------------------|-------------------------|
| CAN H           | CAN L  | CAN H  | CAN L  | CAN H  | CAN L  | OUT +                     | OUT +                   |
| CAN1-H          | CAN1-L | CAN2-H | CAN2-L | CAN3-H | CAN3-L | Alternative blink control | Alt. contr. centr. lock |
| 1               | 2      | 3      | 4      | 5      | 6      | 7                         | 8                       |
| +               | +      | +      | +      | +      | +      | +                         | +                       |

| connector 15 pin   |                        |           |            |                  |              |                     |                       |                    |                     |              |                |                    |          |              |
|--------------------|------------------------|-----------|------------|------------------|--------------|---------------------|-----------------------|--------------------|---------------------|--------------|----------------|--------------------|----------|--------------|
| OUT                | OUT                    | OUT       | OUT        | OUT              | OUT          | OUT                 | OUT                   | OUT                | OUT                 | OUT          | OUT            | OUT                | OUT      | OUT          |
| Driver door sensor | Passengers door sensor | Trunk lid | Hood sense | Original alarm++ | Arming state | Lock factory remote | Unlock factory remote | Any button pressed | Handbrake / Parking | Speed 10kmph | Engine running | Engine speed (RPM) | Ignition | Key inserted |
| 1                  | 2                      | 3         | 4          | 5                | 6            | 7                   | 8                     | 9                  | 10                  | 11           | 12             | 13                 | 14       | 15           |
| +                  | +                      | +         | +          | +                | +            | +                   | +                     | +                  | +                   | +            | +              | +                  | +        | +            |

| connector 10 pin |                           |                     |                    |                     |               |                   |                   |     |          |
|------------------|---------------------------|---------------------|--------------------|---------------------|---------------|-------------------|-------------------|-----|----------|
| OUT              | IN                        | IN                  | IN                 | IN                  | IN            | IN                | IN                | IN  | +        |
| Footbrake        | Drivers door opening sim. | Turn off the engine | Turn on the engine | Turn signal control | Trunk release | Opening all doors | Closing all doors | GND | PWR +12V |
| 1                | 2                         | 3                   | 4                  | 5                   | 6             | 7                 | 8                 | 9   | 10       |
| +                | +                         | +                   | +                  | +                   | +             | +                 | +                 | +   | +        |

|                         |                              |                 |
|-------------------------|------------------------------|-----------------|
| Contr. of factory alarm | Contr. c.lock when ign.is on | Comfort closure |
| +                       | +                            | +               |

Attention:

**OPEL GRANDLAND X**

year: 2017 →

with and without Keyless System (with factory alarm)

program №: 12347

from: 2023-01-12

| connector 8 pin |        |        |        |        |        |                           |                         |
|-----------------|--------|--------|--------|--------|--------|---------------------------|-------------------------|
| CAN H           | CAN L  | CAN H  | CAN L  | CAN H  | CAN L  | OUT +                     | OUT +                   |
| CAN1-H          | CAN1-L | CAN2-H | CAN2-L | CAN3-H | CAN3-L | Alternative blink control | Alt. contr. centr. lock |
| 1               | 2      | 3      | 4      | 5      | 6      | 7                         | 8                       |
| +               | +      | +      | +      | +      | +      | +                         | +                       |

| connector 15 pin   |                        |           |            |                  |              |                     |                       |                    |                     |              |                |                    |          |              |
|--------------------|------------------------|-----------|------------|------------------|--------------|---------------------|-----------------------|--------------------|---------------------|--------------|----------------|--------------------|----------|--------------|
| OUT                | OUT                    | OUT       | OUT        | OUT              | OUT          | OUT                 | OUT                   | OUT                | OUT                 | OUT          | OUT            | OUT                | OUT      | OUT          |
| Driver door sensor | Passengers door sensor | Trunk lid | Hood sense | Original alarm++ | Arming state | Lock factory remote | Unlock factory remote | Any button pressed | Handbrake / Parking | Speed 10kmph | Engine running | Engine speed (RPM) | Ignition | Key inserted |
| 1                  | 2                      | 3         | 4          | 5                | 6            | 7                   | 8                     | 9                  | 10                  | 11           | 12             | 13                 | 14       | 15           |
| +                  | +                      | +         | +          | +                | +            | +                   | +                     | +                  | +                   | +            | +              | +                  | +        | +            |

| connector 10 pin |                           |                     |                    |                     |               |                   |                   |     |          |
|------------------|---------------------------|---------------------|--------------------|---------------------|---------------|-------------------|-------------------|-----|----------|
| OUT              | IN                        | IN                  | IN                 | IN                  | IN            | IN                | IN                | IN  | +        |
| Footbrake        | Drivers door opening sim. | Turn off the engine | Turn on the engine | Turn signal control | Trunk release | Opening all doors | Closing all doors | GND | PWR +12V |
| 1                | 2                         | 3                   | 4                  | 5                   | 6             | 7                 | 8                 | 9   | 10       |
| +                | +                         | +                   | +                  | +                   | +             | +                 | +                 | +   | +        |

|                         |                              |                 |
|-------------------------|------------------------------|-----------------|
| Contr. of factory alarm | Contr. c.lock when ign.is on | Comfort closure |
| +                       | +                            | +               |

Attention:

**OPEL INSIGNIA A SPORTS TOURER**

year: 2014 →

program №: 11453

from: 2017-09-01

| connector 8 pin |        |        |        |        |        |                           |                         |
|-----------------|--------|--------|--------|--------|--------|---------------------------|-------------------------|
| CAN H           | CAN L  | CAN H  | CAN L  | CAN H  | CAN L  | OUT +                     | OUT +                   |
| CAN1-H          | CAN1-L | CAN2-H | CAN2-L | CAN3-H | CAN3-L | Alternative blink control | Alt. contr. centr. lock |
| 1               | 2      | 3      | 4      | 5      | 6      | 7                         | 8                       |
| +               | +      | +      | +      | +      | +      | +                         | +                       |

| connector 15 pin   |                        |           |            |                  |              |                     |                       |                    |                     |              |                |                    |          |              |
|--------------------|------------------------|-----------|------------|------------------|--------------|---------------------|-----------------------|--------------------|---------------------|--------------|----------------|--------------------|----------|--------------|
| OUT                | OUT                    | OUT       | OUT        | OUT              | OUT          | OUT                 | OUT                   | OUT                | OUT                 | OUT          | OUT            | OUT                | OUT      | OUT          |
| Driver door sensor | Passengers door sensor | Trunk lid | Hood sense | Original alarm++ | Arming state | Lock factory remote | Unlock factory remote | Any button pressed | Handbrake / Parking | Speed 10kmph | Engine running | Engine speed (RPM) | Ignition | Key inserted |
| 1                  | 2                      | 3         | 4          | 5                | 6            | 7                   | 8                     | 9                  | 10                  | 11           | 12             | 13                 | 14       | 15           |
| +                  | +                      | +         | +          | +                | +            | +                   | +                     | +                  | +                   | +            | +              | +                  | +        | +            |

| connector 10 pin |                           |                     |                    |                     |               |                   |                   |     |          |
|------------------|---------------------------|---------------------|--------------------|---------------------|---------------|-------------------|-------------------|-----|----------|
| OUT              | IN                        | IN                  | IN                 | IN                  | IN            | IN                | IN                | IN  | +        |
| Footbrake        | Drivers door opening sim. | Turn off the engine | Turn on the engine | Turn signal control | Trunk release | Opening all doors | Closing all doors | GND | PWR +12V |
| 1                | 2                         | 3                   | 4                  | 5                   | 6             | 7                 | 8                 | 9   | 10       |
| +                | +                         | +                   | +                  | +                   | +             | +                 | +                 | +   | +        |

|                         |                              |                 |
|-------------------------|------------------------------|-----------------|
| Contr. of factory alarm | Contr. c.lock when ign.is on | Comfort closure |
| +                       | +                            | +               |

Attention:

**OPEL INSIGNIA A**

year: 2014 →

program №: 11453

from: 2017-09-01

| connector 8 pin |        |        |        |        |        |                           |                         |
|-----------------|--------|--------|--------|--------|--------|---------------------------|-------------------------|
| CAN H           | CAN L  | CAN H  | CAN L  | CAN H  | CAN L  | OUT +                     | OUT +                   |
| CAN1-H          | CAN1-L | CAN2-H | CAN2-L | CAN3-H | CAN3-L | Alternative blink control | Alt. contr. centr. lock |
| 1               | 2      | 3      | 4      | 5      | 6      | 7                         | 8                       |
| +               | +      | +      | +      | +      | +      | +                         | +                       |

| connector 15 pin   |                        |           |            |                  |              |                     |                       |                    |                     |              |                |                    |          |              |
|--------------------|------------------------|-----------|------------|------------------|--------------|---------------------|-----------------------|--------------------|---------------------|--------------|----------------|--------------------|----------|--------------|
| OUT                | OUT                    | OUT       | OUT        | OUT              | OUT          | OUT                 | OUT                   | OUT                | OUT                 | OUT          | OUT            | OUT                | OUT      | OUT          |
| Driver door sensor | Passengers door sensor | Trunk lid | Hood sense | Original alarm++ | Arming state | Lock factory remote | Unlock factory remote | Any button pressed | Handbrake / Parking | Speed 10kmph | Engine running | Engine speed (RPM) | Ignition | Key inserted |
| 1                  | 2                      | 3         | 4          | 5                | 6            | 7                   | 8                     | 9                  | 10                  | 11           | 12             | 13                 | 14       | 15           |
| +                  | +                      | +         | +          | +                | +            | +                   | +                     | +                  | +                   | +            | +              | +                  | +        | +            |

| connector 10 pin |                           |                     |                    |                     |               |                   |                   |     |          |
|------------------|---------------------------|---------------------|--------------------|---------------------|---------------|-------------------|-------------------|-----|----------|
| OUT              | IN                        | IN                  | IN                 | IN                  | IN            | IN                | IN                | IN  | +        |
| Footbrake        | Drivers door opening sim. | Turn off the engine | Turn on the engine | Turn signal control | Trunk release | Opening all doors | Closing all doors | GND | PWR +12V |
| 1                | 2                         | 3                   | 4                  | 5                   | 6             | 7                 | 8                 | 9   | 10       |
| +                | +                         | +                   | +                  | +                   | +             | +                 | +                 | +   | +        |

|                         |                              |                 |
|-------------------------|------------------------------|-----------------|
| Contr. of factory alarm | Contr. c.lock when ign.is on | Comfort closure |
| +                       | +                            | +               |

Attention:

Switches

**OPEL INSIGNIA A**

year: 2009 →

with and without Keyless System

program №: 11183

from: 2021-06-21

| connector 8 pin |        |        |        |        |        |                           |                         |
|-----------------|--------|--------|--------|--------|--------|---------------------------|-------------------------|
| CAN H           | CAN L  | CAN H  | CAN L  | CAN H  | CAN L  | OUT +                     | OUT -                   |
| CAN1-H          | CAN1-L | CAN2-H | CAN2-L | CAN3-H | CAN3-L | Alternative blink control | Alt. contr. centr. lock |
| 1               | 2      | 3      | 4      | 5      | 6      | 7                         | 8                       |
| +               | +      | +      | +      | +      | +      | +                         | +                       |

| connector 15 pin   |                        |           |            |                  |              |                     |                       |                    |                     |              |                |                    |          |              |
|--------------------|------------------------|-----------|------------|------------------|--------------|---------------------|-----------------------|--------------------|---------------------|--------------|----------------|--------------------|----------|--------------|
| OUT                | OUT                    | OUT       | OUT        | OUT              | OUT          | OUT                 | OUT                   | OUT                | OUT                 | OUT          | OUT            | OUT                | OUT      | OUT          |
| Driver door sensor | Passengers door sensor | Trunk lid | Hood sense | Original alarm++ | Arming state | Lock factory remote | Unlock factory remote | Any button pressed | Handbrake / Parking | Speed 10kmph | Engine running | Engine speed (RPM) | Ignition | Key inserted |
| 1                  | 2                      | 3         | 4          | 5                | 6            | 7                   | 8                     | 9                  | 10                  | 11           | 12             | 13                 | 14       | 15           |
| +                  | +                      | +         | +          | +                | +            | +                   | +                     | +                  | +                   | +            | +              | +                  | +        | +            |

| connector 10 pin |                           |                     |                    |                     |               |                   |                   |     |          |
|------------------|---------------------------|---------------------|--------------------|---------------------|---------------|-------------------|-------------------|-----|----------|
| OUT              | IN                        | IN                  | IN                 | IN                  | IN            | IN                | IN                | IN  | IN       |
| Footbrake        | Drivers door opening sim. | Turn off the engine | Turn on the engine | Turn signal control | Trunk release | Opening all doors | Closing all doors | GND | PWR +12V |
| 1                | 2                         | 3                   | 4                  | 5                   | 6             | 7                 | 8                 | 9   | 10       |
| +                | +                         | +                   | +                  | +                   | +             | +                 | +                 | +   | +        |

|   |                              |
|---|------------------------------|
| + | Contr. of factory alarm      |
| + | Contr.c.lock. when ign.is on |
| + | Comfort closure              |

Attention:

**OPEL INSIGNIA B**

year: 2021 →

with and without Keyless System

program №: 13578

from: 2021-03-04

| connector 8 pin |        |        |        |        |        |                           |                         |
|-----------------|--------|--------|--------|--------|--------|---------------------------|-------------------------|
| CAN H           | CAN L  | CAN H  | CAN L  | CAN H  | CAN L  | OUT +                     | OUT -                   |
| CAN1-H          | CAN1-L | CAN2-H | CAN2-L | CAN3-H | CAN3-L | Alternative blink control | Alt. contr. centr. lock |
| 1               | 2      | 3      | 4      | 5      | 6      | 7                         | 8                       |
| +               | +      | +      | +      | +      | +      | +                         | +                       |

| connector 15 pin   |                        |           |            |                  |              |                     |                       |                    |                     |              |                |                    |          |              |
|--------------------|------------------------|-----------|------------|------------------|--------------|---------------------|-----------------------|--------------------|---------------------|--------------|----------------|--------------------|----------|--------------|
| OUT                | OUT                    | OUT       | OUT        | OUT              | OUT          | OUT                 | OUT                   | OUT                | OUT                 | OUT          | OUT            | OUT                | OUT      | OUT          |
| Driver door sensor | Passengers door sensor | Trunk lid | Hood sense | Original alarm++ | Arming state | Lock factory remote | Unlock factory remote | Any button pressed | Handbrake / Parking | Speed 10kmph | Engine running | Engine speed (RPM) | Ignition | Key inserted |
| 1                  | 2                      | 3         | 4          | 5                | 6            | 7                   | 8                     | 9                  | 10                  | 11           | 12             | 13                 | 14       | 15           |
| +                  | +                      | +         | +          | +                | +            | +                   | +                     | +                  | +                   | +            | +              | +                  | +        | +            |

| connector 10 pin |                           |                     |                    |                     |               |                   |                   |     |          |
|------------------|---------------------------|---------------------|--------------------|---------------------|---------------|-------------------|-------------------|-----|----------|
| OUT              | IN                        | IN                  | IN                 | IN                  | IN            | IN                | IN                | IN  | IN       |
| Footbrake        | Drivers door opening sim. | Turn off the engine | Turn on the engine | Turn signal control | Trunk release | Opening all doors | Closing all doors | GND | PWR +12V |
| 1                | 2                         | 3                   | 4                  | 5                   | 6             | 7                 | 8                 | 9   | 10       |
| +                | +                         | +                   | +                  | +                   | +             | +                 | +                 | +   | +        |

|   |                              |
|---|------------------------------|
| + | Contr. of factory alarm      |
| + | Contr.c.lock. when ign.is on |
| + | Comfort closure              |

Attention:

**OPEL INSIGNIA B**

year: 2017 →

with and without Keyless System

program №: 12341

from: 2020-07-03

| connector 8 pin |        |        |        |        |        |                           |                         |
|-----------------|--------|--------|--------|--------|--------|---------------------------|-------------------------|
| CAN H           | CAN L  | CAN H  | CAN L  | CAN H  | CAN L  | OUT +                     | OUT -                   |
| CAN1-H          | CAN1-L | CAN2-H | CAN2-L | CAN3-H | CAN3-L | Alternative blink control | Alt. contr. centr. lock |
| 1               | 2      | 3      | 4      | 5      | 6      | 7                         | 8                       |
| +               | +      | +      | +      | +      | +      | +                         | +                       |

| connector 15 pin   |                        |           |            |                  |              |                     |                       |                    |                     |              |                |                    |          |              |
|--------------------|------------------------|-----------|------------|------------------|--------------|---------------------|-----------------------|--------------------|---------------------|--------------|----------------|--------------------|----------|--------------|
| OUT                | OUT                    | OUT       | OUT        | OUT              | OUT          | OUT                 | OUT                   | OUT                | OUT                 | OUT          | OUT            | OUT                | OUT      | OUT          |
| Driver door sensor | Passengers door sensor | Trunk lid | Hood sense | Original alarm++ | Arming state | Lock factory remote | Unlock factory remote | Any button pressed | Handbrake / Parking | Speed 10kmph | Engine running | Engine speed (RPM) | Ignition | Key inserted |
| 1                  | 2                      | 3         | 4          | 5                | 6            | 7                   | 8                     | 9                  | 10                  | 11           | 12             | 13                 | 14       | 15           |
| +                  | +                      | +         | +          | +                | +            | +                   | +                     | +                  | +                   | +            | +              | +                  | +        | +            |

| connector 10 pin |                           |                     |                    |                     |               |                   |                   |     |          |
|------------------|---------------------------|---------------------|--------------------|---------------------|---------------|-------------------|-------------------|-----|----------|
| OUT              | IN                        | IN                  | IN                 | IN                  | IN            | IN                | IN                | IN  | IN       |
| Footbrake        | Drivers door opening sim. | Turn off the engine | Turn on the engine | Turn signal control | Trunk release | Opening all doors | Closing all doors | GND | PWR +12V |
| 1                | 2                         | 3                   | 4                  | 5                   | 6             | 7                 | 8                 | 9   | 10       |
| +                | +                         | +                   | +                  | +                   | +             | +                 | +                 | +   | +        |

|   |                              |
|---|------------------------------|
| + | Contr. of factory alarm      |
| + | Contr.c.lock. when ign.is on |
| + | Comfort closure              |

Attention:

**OPEL KARL**

year: 2016 →

without Keyless System

program №: 13212

from: 2020-07-03

| connector 8 pin |        |        |        |        |        |                           |                         |
|-----------------|--------|--------|--------|--------|--------|---------------------------|-------------------------|
| CAN H           | CAN L  | CAN H  | CAN L  | CAN H  | CAN L  | OUT +                     | OUT -                   |
| CAN1-H          | CAN1-L | CAN2-H | CAN2-L | CAN3-H | CAN3-L | Alternative blink control | Alt. contr. centr. lock |
| 1               | 2      | 3      | 4      | 5      | 6      | 7                         | 8                       |
| +               | +      | +      | +      | +      | +      | +                         | +                       |

| connector 15 pin   |                        |           |            |                  |              |                     |                       |                    |                     |              |                |                    |          |              |
|--------------------|------------------------|-----------|------------|------------------|--------------|---------------------|-----------------------|--------------------|---------------------|--------------|----------------|--------------------|----------|--------------|
| OUT                | OUT                    | OUT       | OUT        | OUT              | OUT          | OUT                 | OUT                   | OUT                | OUT                 | OUT          | OUT            | OUT                | OUT      | OUT          |
| Driver door sensor | Passengers door sensor | Trunk lid | Hood sense | Original alarm++ | Arming state | Lock factory remote | Unlock factory remote | Any button pressed | Handbrake / Parking | Speed 10kmph | Engine running | Engine speed (RPM) | Ignition | Key inserted |
| 1                  | 2                      | 3         | 4          | 5                | 6            | 7                   | 8                     | 9                  | 10                  | 11           | 12             | 13                 | 14       | 15           |
| +                  | +                      | +         | +          | +                | +            | +                   | +                     | +                  | +                   | +            | +              | +                  | +        | +            |

| connector 10 pin |                           |                     |                    |                     |               |                   |                   |     |          |
|------------------|---------------------------|---------------------|--------------------|---------------------|---------------|-------------------|-------------------|-----|----------|
| OUT              | IN                        | IN                  | IN                 | IN                  | IN            | IN                | IN                | IN  | IN       |
| Footbrake        | Drivers door opening sim. | Turn off the engine | Turn on the engine | Turn signal control | Trunk release | Opening all doors | Closing all doors | GND | PWR +12V |
| 1                | 2                         | 3                   | 4                  | 5                   | 6             | 7                 | 8                 | 9   | 10       |
| +                | +                         | +                   | +                  | +                   | +             | +                 | +                 | +   | +        |

|   |                              |
|---|------------------------------|
| + | Contr. of factory alarm      |
| + | Contr.c.lock. when ign.is on |
| + | Comfort closure              |

Attention:

**OPEL MERIVA B**

year: 2014 →

program №: 11183

from: 2021-06-21

| connector 8 pin |        |        |        |        |        |                           |                         |
|-----------------|--------|--------|--------|--------|--------|---------------------------|-------------------------|
| CAN H           | CAN L  | CAN H  | CAN L  | CAN H  | CAN L  | OUT +                     | OUT -                   |
| CAN1-H          | CAN1-L | CAN2-H | CAN2-L | CAN3-H | CAN3-L | Alternative blink control | Alt. contr. centr. lock |
| 1               | 2      | 3      | 4      | 5      | 6      | 7                         | 8                       |
| +               | +      | +      | +      | +      | +      | +                         | +                       |

| connector 15 pin   |                        |           |            |                  |              |                     |                       |                    |                     |              |                |                    |          |              |
|--------------------|------------------------|-----------|------------|------------------|--------------|---------------------|-----------------------|--------------------|---------------------|--------------|----------------|--------------------|----------|--------------|
| OUT                | OUT                    | OUT       | OUT        | OUT              | OUT          | OUT                 | OUT                   | OUT                | OUT                 | OUT          | OUT            | OUT                | OUT      | OUT          |
| Driver door sensor | Passengers door sensor | Trunk lid | Hood sense | Original alarm++ | Arming state | Lock factory remote | Unlock factory remote | Any button pressed | Handbrake / Parking | Speed 10kmph | Engine running | Engine speed (RPM) | Ignition | Key inserted |
| 1                  | 2                      | 3         | 4          | 5                | 6            | 7                   | 8                     | 9                  | 10                  | 11           | 12             | 13                 | 14       | 15           |
| +                  | +                      | +         | +          | +                | +            | +                   | +                     | +                  | +                   | +            | +              | +                  | +        | +            |

| connector 10 pin |                           |                     |                    |                     |               |                   |                   |     |          |
|------------------|---------------------------|---------------------|--------------------|---------------------|---------------|-------------------|-------------------|-----|----------|
| OUT              | IN                        | IN                  | IN                 | IN                  | IN            | IN                | IN                | IN  | IN       |
| Footbrake        | Drivers door opening sim. | Turn off the engine | Turn on the engine | Turn signal control | Trunk release | Opening all doors | Closing all doors | GND | PWR +12V |
| 1                | 2                         | 3                   | 4                  | 5                   | 6             | 7                 | 8                 | 9   | 10       |
| +                | +                         | +                   | +                  | +                   | +             | +                 | +                 | +   | +        |

|   |                              |
|---|------------------------------|
| + | Contr. of factory alarm      |
| + | Contr.c.lock. when ign.is on |
| + | Comfort closure              |

Attention:

Switches

**OPEL MERIVA B**

year: 2010 →

with and without Keyless System

program №: 11183

from: 2021-06-21

| connector 8 pin         |        |        |        |        |        |                           |
|-------------------------|--------|--------|--------|--------|--------|---------------------------|
| CAN H                   | CAN L  | CAN H  | CAN L  | CAN H  | CAN L  | OUT +/-                   |
| CAN1-H                  | CAN1-L | CAN2-H | CAN2-L | CAN3-H | CAN3-L | Alternative blink control |
| 1                       | 2      | 3      | 4      | 5      | 6      | 7                         |
| +                       | +      | +      | +      | +      | +      | +                         |
| Alt. contr. centr. lock |        |        |        |        |        |                           |
| 8                       |        |        |        |        |        |                           |

| connector 15 pin   |                        |           |            |                  |              |                     |                       |                    |                     |              |                |                    |          |              |
|--------------------|------------------------|-----------|------------|------------------|--------------|---------------------|-----------------------|--------------------|---------------------|--------------|----------------|--------------------|----------|--------------|
| OUT                | OUT                    | OUT       | OUT        | OUT              | OUT          | OUT                 | OUT                   | OUT                | OUT                 | OUT          | OUT            | OUT                | OUT      | OUT          |
| Driver door sensor | Passengers door sensor | Trunk lid | Hood sense | Original alarm++ | Arming state | Lock factory remote | Unlock factory remote | Any button pressed | Handbrake / Parking | Speed 10kmph | Engine running | Engine speed (RPM) | Ignition | Key inserted |
| 1                  | 2                      | 3         | 4          | 5                | 6            | 7                   | 8                     | 9                  | 10                  | 11           | 12             | 13                 | 14       | 15           |
| +                  | +                      | +         | +          | +                | +            | +                   | +                     | +                  | +                   | +            | +              | +                  | +        | +            |

| connector 10 pin |                           |                     |                    |                     |               |                   |                   |     |          |
|------------------|---------------------------|---------------------|--------------------|---------------------|---------------|-------------------|-------------------|-----|----------|
| OUT              | IN                        | IN                  | IN                 | IN                  | IN            | IN                | IN                | IN  | IN       |
| Footbrake        | Drivers door opening sim. | Turn off the engine | Turn on the engine | Turn signal control | Trunk release | Opening all doors | Closing all doors | GND | PWR +12V |
| 1                | 2                         | 3                   | 4                  | 5                   | 6             | 7                 | 8                 | 9   | 10       |
| +                | +                         | +                   | +                  | +                   | +             | +                 | +                 | +   | +        |

|                         |                              |                 |
|-------------------------|------------------------------|-----------------|
| Contr. of factory alarm | Contr. c.lock when ign.is on | Comfort closure |
| +                       | +                            | +               |

Attention:

**OPEL MOKKA (B)**

year: 2021 →

with and without Keyless System (without factory alarm)

program №: 13757

from: 2023-08-25

| connector 8 pin         |        |        |        |        |        |                           |
|-------------------------|--------|--------|--------|--------|--------|---------------------------|
| CAN H                   | CAN L  | CAN H  | CAN L  | CAN H  | CAN L  | OUT +/-                   |
| CAN1-H                  | CAN1-L | CAN2-H | CAN2-L | CAN3-H | CAN3-L | Alternative blink control |
| 1                       | 2      | 3      | 4      | 5      | 6      | 7                         |
| +                       | +      | +      | +      | +      | +      | +                         |
| Alt. contr. centr. lock |        |        |        |        |        |                           |
| 8                       |        |        |        |        |        |                           |

| connector 15 pin   |                        |           |            |                  |              |                     |                       |                    |                     |              |                |                    |          |              |
|--------------------|------------------------|-----------|------------|------------------|--------------|---------------------|-----------------------|--------------------|---------------------|--------------|----------------|--------------------|----------|--------------|
| OUT                | OUT                    | OUT       | OUT        | OUT              | OUT          | OUT                 | OUT                   | OUT                | OUT                 | OUT          | OUT            | OUT                | OUT      | OUT          |
| Driver door sensor | Passengers door sensor | Trunk lid | Hood sense | Original alarm++ | Arming state | Lock factory remote | Unlock factory remote | Any button pressed | Handbrake / Parking | Speed 10kmph | Engine running | Engine speed (RPM) | Ignition | Key inserted |
| 1                  | 2                      | 3         | 4          | 5                | 6            | 7                   | 8                     | 9                  | 10                  | 11           | 12             | 13                 | 14       | 15           |
| +                  | +                      | +         | +          | +                | +            | +                   | +                     | +                  | +                   | +            | +              | +                  | +        | +            |

| connector 10 pin |                           |                     |                    |                     |               |                   |                   |     |          |
|------------------|---------------------------|---------------------|--------------------|---------------------|---------------|-------------------|-------------------|-----|----------|
| OUT              | IN                        | IN                  | IN                 | IN                  | IN            | IN                | IN                | IN  | IN       |
| Footbrake        | Drivers door opening sim. | Turn off the engine | Turn on the engine | Turn signal control | Trunk release | Opening all doors | Closing all doors | GND | PWR +12V |
| 1                | 2                         | 3                   | 4                  | 5                   | 6             | 7                 | 8                 | 9   | 10       |
| +                | +                         | +                   | +                  | +                   | +             | +                 | +                 | +   | +        |

|                         |                              |                 |
|-------------------------|------------------------------|-----------------|
| Contr. of factory alarm | Contr. c.lock when ign.is on | Comfort closure |
| +                       | +                            | +               |

Attention:

**OPEL MOKKA**

year: 2012 →

with and without Keyless System

program №: 11243

from: 2020-07-03

| connector 8 pin         |        |        |        |        |        |                           |
|-------------------------|--------|--------|--------|--------|--------|---------------------------|
| CAN H                   | CAN L  | CAN H  | CAN L  | CAN H  | CAN L  | OUT +/-                   |
| CAN1-H                  | CAN1-L | CAN2-H | CAN2-L | CAN3-H | CAN3-L | Alternative blink control |
| 1                       | 2      | 3      | 4      | 5      | 6      | 7                         |
| +                       | +      | +      | +      | +      | +      | +                         |
| Alt. contr. centr. lock |        |        |        |        |        |                           |
| 8                       |        |        |        |        |        |                           |

| connector 15 pin   |                        |           |            |                  |              |                     |                       |                    |                     |              |                |                    |          |              |
|--------------------|------------------------|-----------|------------|------------------|--------------|---------------------|-----------------------|--------------------|---------------------|--------------|----------------|--------------------|----------|--------------|
| OUT                | OUT                    | OUT       | OUT        | OUT              | OUT          | OUT                 | OUT                   | OUT                | OUT                 | OUT          | OUT            | OUT                | OUT      | OUT          |
| Driver door sensor | Passengers door sensor | Trunk lid | Hood sense | Original alarm++ | Arming state | Lock factory remote | Unlock factory remote | Any button pressed | Handbrake / Parking | Speed 10kmph | Engine running | Engine speed (RPM) | Ignition | Key inserted |
| 1                  | 2                      | 3         | 4          | 5                | 6            | 7                   | 8                     | 9                  | 10                  | 11           | 12             | 13                 | 14       | 15           |
| +                  | +                      | +         | +          | +                | +            | +                   | +                     | +                  | +                   | +            | +              | +                  | +        | +            |

| connector 10 pin |                           |                     |                    |                     |               |                   |                   |     |          |
|------------------|---------------------------|---------------------|--------------------|---------------------|---------------|-------------------|-------------------|-----|----------|
| OUT              | IN                        | IN                  | IN                 | IN                  | IN            | IN                | IN                | IN  | IN       |
| Footbrake        | Drivers door opening sim. | Turn off the engine | Turn on the engine | Turn signal control | Trunk release | Opening all doors | Closing all doors | GND | PWR +12V |
| 1                | 2                         | 3                   | 4                  | 5                   | 6             | 7                 | 8                 | 9   | 10       |
| +                | +                         | +                   | +                  | +                   | +             | +                 | +                 | +   | +        |

|                         |                              |                 |
|-------------------------|------------------------------|-----------------|
| Contr. of factory alarm | Contr. c.lock when ign.is on | Comfort closure |
| +                       | +                            | +               |

Attention:

**OPEL MOKKA X**

year: 2016 →

with and without Keyless System

program №: 11912

from: 2020-12-14

| connector 8 pin         |        |        |        |        |        |                           |
|-------------------------|--------|--------|--------|--------|--------|---------------------------|
| CAN H                   | CAN L  | CAN H  | CAN L  | CAN H  | CAN L  | OUT +/-                   |
| CAN1-H                  | CAN1-L | CAN2-H | CAN2-L | CAN3-H | CAN3-L | Alternative blink control |
| 1                       | 2      | 3      | 4      | 5      | 6      | 7                         |
| +                       | +      | +      | +      | +      | +      | +                         |
| Alt. contr. centr. lock |        |        |        |        |        |                           |
| 8                       |        |        |        |        |        |                           |

| connector 15 pin   |                        |           |            |                  |              |                     |                       |                    |                     |              |                |                    |          |              |
|--------------------|------------------------|-----------|------------|------------------|--------------|---------------------|-----------------------|--------------------|---------------------|--------------|----------------|--------------------|----------|--------------|
| OUT                | OUT                    | OUT       | OUT        | OUT              | OUT          | OUT                 | OUT                   | OUT                | OUT                 | OUT          | OUT            | OUT                | OUT      | OUT          |
| Driver door sensor | Passengers door sensor | Trunk lid | Hood sense | Original alarm++ | Arming state | Lock factory remote | Unlock factory remote | Any button pressed | Handbrake / Parking | Speed 10kmph | Engine running | Engine speed (RPM) | Ignition | Key inserted |
| 1                  | 2                      | 3         | 4          | 5                | 6            | 7                   | 8                     | 9                  | 10                  | 11           | 12             | 13                 | 14       | 15           |
| +                  | +                      | +         | +          | +                | +            | +                   | +                     | +                  | +                   | +            | +              | +                  | +        | +            |

| connector 10 pin |                           |                     |                    |                     |               |                   |                   |     |          |
|------------------|---------------------------|---------------------|--------------------|---------------------|---------------|-------------------|-------------------|-----|----------|
| OUT              | IN                        | IN                  | IN                 | IN                  | IN            | IN                | IN                | IN  | IN       |
| Footbrake        | Drivers door opening sim. | Turn off the engine | Turn on the engine | Turn signal control | Trunk release | Opening all doors | Closing all doors | GND | PWR +12V |
| 1                | 2                         | 3                   | 4                  | 5                   | 6             | 7                 | 8                 | 9   | 10       |
| +                | +                         | +                   | +                  | +                   | +             | +                 | +                 | +   | +        |

|                         |                              |                 |
|-------------------------|------------------------------|-----------------|
| Contr. of factory alarm | Contr. c.lock when ign.is on | Comfort closure |
| +                       | +                            | +               |

Attention:

**OPEL MOKKA-e (B) (Electric)**

year: 2021 →

with and without Keyless System (without factory alarm)

program №: 14625

from: 2023-03-09

| connector 8 pin         |        |        |        |        |        |                           |
|-------------------------|--------|--------|--------|--------|--------|---------------------------|
| CAN H                   | CAN L  | CAN H  | CAN L  | CAN H  | CAN L  | OUT +/-                   |
| CAN1-H                  | CAN1-L | CAN2-H | CAN2-L | CAN3-H | CAN3-L | Alternative blink control |
| 1                       | 2      | 3      | 4      | 5      | 6      | 7                         |
| +                       | +      | +      | +      | +      | +      | +                         |
| Alt. contr. centr. lock |        |        |        |        |        |                           |
| 8                       |        |        |        |        |        |                           |

| connector 15 pin   |                        |           |            |                  |              |                     |                       |                    |                     |              |                |                    |          |              |
|--------------------|------------------------|-----------|------------|------------------|--------------|---------------------|-----------------------|--------------------|---------------------|--------------|----------------|--------------------|----------|--------------|
| OUT                | OUT                    | OUT       | OUT        | OUT              | OUT          | OUT                 | OUT                   | OUT                | OUT                 | OUT          | OUT            | OUT                | OUT      | OUT          |
| Driver door sensor | Passengers door sensor | Trunk lid | Hood sense | Original alarm++ | Arming state | Lock factory remote | Unlock factory remote | Any button pressed | Handbrake / Parking | Speed 10kmph | Engine running | Engine speed (RPM) | Ignition | Key inserted |
| 1                  | 2                      | 3         | 4          | 5                | 6            | 7                   | 8                     | 9                  | 10                  | 11           | 12             | 13                 | 14       | 15           |
| +                  | +                      | +         | +          | +                | +            | +                   | +                     | +                  | +                   | +            | +              | +                  | +        | +            |

| connector 10 pin |                           |                     |                    |                     |               |                   |                   |     |          |
|------------------|---------------------------|---------------------|--------------------|---------------------|---------------|-------------------|-------------------|-----|----------|
| OUT              | IN                        | IN                  | IN                 | IN                  | IN            | IN                | IN                | IN  | IN       |
| Footbrake        | Drivers door opening sim. | Turn off the engine | Turn on the engine | Turn signal control | Trunk release | Opening all doors | Closing all doors | GND | PWR +12V |
| 1                | 2                         | 3                   | 4                  | 5                   | 6             | 7                 | 8                 | 9   | 10       |
| +                | +                         | +                   | +                  | +                   | +             | +                 | +                 | +   | +        |

|                         |                              |                 |
|-------------------------|------------------------------|-----------------|
| Contr. of factory alarm | Contr. c.lock when ign.is on | Comfort closure |
| +                       | +                            | +               |

Attention:

Switches

**OPEL MOVANO (EURO 6)**

year: 2022 →

program #: 14238

from: 2022-12-29

| connector 8 pin |        |        |        |        |        |                           |                         |
|-----------------|--------|--------|--------|--------|--------|---------------------------|-------------------------|
| CAN H           | CAN L  | CAN H  | CAN L  | CAN H  | CAN L  | OUT +                     | OUT -                   |
| CAN1-H          | CAN1-L | CAN2-H | CAN2-L | CAN3-H | CAN3-L | Alternative blink control | Alt. contr. centr. lock |
| 1               | 2      | 3      | 4      | 5      | 6      | 7                         | 8                       |
| +               | +      | +      | +      | +      | +      | +                         | +                       |

| connector 15 pin   |                        |           |            |                  |              |                     |                       |                    |                     |              |                |                    |          |              |
|--------------------|------------------------|-----------|------------|------------------|--------------|---------------------|-----------------------|--------------------|---------------------|--------------|----------------|--------------------|----------|--------------|
| OUT                | OUT                    | OUT       | OUT        | OUT              | OUT          | OUT                 | OUT                   | OUT                | OUT                 | OUT          | OUT            | OUT                | OUT      | OUT          |
| Driver door sensor | Passengers door sensor | Trunk lid | Hood sense | Original alarm++ | Arming state | Lock factory remote | Unlock factory remote | Any button pressed | Handbrake / Parking | Speed 10kmph | Engine running | Engine speed (RPM) | Ignition | Key inserted |
| 1                  | 2                      | 3         | 4          | 5                | 6            | 7                   | 8                     | 9                  | 10                  | 11           | 12             | 13                 | 14       | 15           |
| +                  | +                      | +         | +          | +                | +            | +                   | +                     | +                  | +                   | +            | +              | +                  | +        | +            |

| connector 10 pin |                           |                     |                    |                     |               |                   |                   |     |          |
|------------------|---------------------------|---------------------|--------------------|---------------------|---------------|-------------------|-------------------|-----|----------|
| OUT              | IN                        | IN                  | IN                 | IN                  | IN            | IN                | IN                | IN  | IN       |
| Footbrake        | Drivers door opening sim. | Turn off the engine | Turn on the engine | Turn signal control | Trunk release | Opening all doors | Closing all doors | GND | PWR +12V |
| 1                | 2                         | 3                   | 4                  | 5                   | 6             | 7                 | 8                 | 9   | 10       |
| +                | +                         | +                   | +                  | +                   | +             | +                 | +                 | +   | +        |

Attention: Contr. of factory alarm  
Contr.c.lock. when ign.is on  
Comfort closure

Switches

**OPEL MOVANO (EURO 6)**

year: 2019 →

program #: 13147

from: 2021-06-02

| connector 8 pin |        |        |        |        |        |                           |                         |
|-----------------|--------|--------|--------|--------|--------|---------------------------|-------------------------|
| CAN H           | CAN L  | CAN H  | CAN L  | CAN H  | CAN L  | OUT +                     | OUT -                   |
| CAN1-H          | CAN1-L | CAN2-H | CAN2-L | CAN3-H | CAN3-L | Alternative blink control | Alt. contr. centr. lock |
| 1               | 2      | 3      | 4      | 5      | 6      | 7                         | 8                       |
| +               | +      | +      | +      | +      | +      | +                         | +                       |

| connector 15 pin   |                        |           |            |                  |              |                     |                       |                    |                     |              |                |                    |          |              |
|--------------------|------------------------|-----------|------------|------------------|--------------|---------------------|-----------------------|--------------------|---------------------|--------------|----------------|--------------------|----------|--------------|
| OUT                | OUT                    | OUT       | OUT        | OUT              | OUT          | OUT                 | OUT                   | OUT                | OUT                 | OUT          | OUT            | OUT                | OUT      | OUT          |
| Driver door sensor | Passengers door sensor | Trunk lid | Hood sense | Original alarm++ | Arming state | Lock factory remote | Unlock factory remote | Any button pressed | Handbrake / Parking | Speed 10kmph | Engine running | Engine speed (RPM) | Ignition | Key inserted |
| 1                  | 2                      | 3         | 4          | 5                | 6            | 7                   | 8                     | 9                  | 10                  | 11           | 12             | 13                 | 14       | 15           |
| +                  | +                      | +         | +          | +                | +            | +                   | +                     | +                  | +                   | +            | +              | +                  | +        | +            |

| connector 10 pin |                           |                     |                    |                     |               |                   |                   |     |          |
|------------------|---------------------------|---------------------|--------------------|---------------------|---------------|-------------------|-------------------|-----|----------|
| OUT              | IN                        | IN                  | IN                 | IN                  | IN            | IN                | IN                | IN  | IN       |
| Footbrake        | Drivers door opening sim. | Turn off the engine | Turn on the engine | Turn signal control | Trunk release | Opening all doors | Closing all doors | GND | PWR +12V |
| 1                | 2                         | 3                   | 4                  | 5                   | 6             | 7                 | 8                 | 9   | 10       |
| +                | +                         | +                   | +                  | +                   | +             | +                 | +                 | +   | +        |

Attention: Contr. of factory alarm  
Contr.c.lock. when ign.is on  
Comfort closure

Switches

**OPEL MOVANO (EURO 5)**

year: 2014 →

program #: 12922

from: 2021-06-02

| connector 8 pin |        |        |        |        |        |                           |                         |
|-----------------|--------|--------|--------|--------|--------|---------------------------|-------------------------|
| CAN H           | CAN L  | CAN H  | CAN L  | CAN H  | CAN L  | OUT +                     | OUT -                   |
| CAN1-H          | CAN1-L | CAN2-H | CAN2-L | CAN3-H | CAN3-L | Alternative blink control | Alt. contr. centr. lock |
| 1               | 2      | 3      | 4      | 5      | 6      | 7                         | 8                       |
| +               | +      | +      | +      | +      | +      | +                         | +                       |

| connector 15 pin   |                        |           |            |                  |              |                     |                       |                    |                     |              |                |                    |          |              |
|--------------------|------------------------|-----------|------------|------------------|--------------|---------------------|-----------------------|--------------------|---------------------|--------------|----------------|--------------------|----------|--------------|
| OUT                | OUT                    | OUT       | OUT        | OUT              | OUT          | OUT                 | OUT                   | OUT                | OUT                 | OUT          | OUT            | OUT                | OUT      | OUT          |
| Driver door sensor | Passengers door sensor | Trunk lid | Hood sense | Original alarm++ | Arming state | Lock factory remote | Unlock factory remote | Any button pressed | Handbrake / Parking | Speed 10kmph | Engine running | Engine speed (RPM) | Ignition | Key inserted |
| 1                  | 2                      | 3         | 4          | 5                | 6            | 7                   | 8                     | 9                  | 10                  | 11           | 12             | 13                 | 14       | 15           |
| +                  | +                      | +         | +          | +                | +            | +                   | +                     | +                  | +                   | +            | +              | +                  | +        | +            |

| connector 10 pin |                           |                     |                    |                     |               |                   |                   |     |          |
|------------------|---------------------------|---------------------|--------------------|---------------------|---------------|-------------------|-------------------|-----|----------|
| OUT              | IN                        | IN                  | IN                 | IN                  | IN            | IN                | IN                | IN  | IN       |
| Footbrake        | Drivers door opening sim. | Turn off the engine | Turn on the engine | Turn signal control | Trunk release | Opening all doors | Closing all doors | GND | PWR +12V |
| 1                | 2                         | 3                   | 4                  | 5                   | 6             | 7                 | 8                 | 9   | 10       |
| +                | +                         | +                   | +                  | +                   | +             | +                 | +                 | +   | +        |

Attention: Contr. of factory alarm  
Contr.c.lock. when ign.is on  
Comfort closure

Switches

**OPEL MOVANO**

year: 2010 →

program #: 11436

from: 2021-06-02

| connector 8 pin |        |        |        |        |        |                           |                         |
|-----------------|--------|--------|--------|--------|--------|---------------------------|-------------------------|
| CAN H           | CAN L  | CAN H  | CAN L  | CAN H  | CAN L  | OUT +                     | OUT -                   |
| CAN1-H          | CAN1-L | CAN2-H | CAN2-L | CAN3-H | CAN3-L | Alternative blink control | Alt. contr. centr. lock |
| 1               | 2      | 3      | 4      | 5      | 6      | 7                         | 8                       |
| +               | +      | +      | +      | +      | +      | +                         | +                       |

| connector 15 pin   |                        |           |            |                  |              |                     |                       |                    |                     |              |                |                    |          |              |
|--------------------|------------------------|-----------|------------|------------------|--------------|---------------------|-----------------------|--------------------|---------------------|--------------|----------------|--------------------|----------|--------------|
| OUT                | OUT                    | OUT       | OUT        | OUT              | OUT          | OUT                 | OUT                   | OUT                | OUT                 | OUT          | OUT            | OUT                | OUT      | OUT          |
| Driver door sensor | Passengers door sensor | Trunk lid | Hood sense | Original alarm++ | Arming state | Lock factory remote | Unlock factory remote | Any button pressed | Handbrake / Parking | Speed 10kmph | Engine running | Engine speed (RPM) | Ignition | Key inserted |
| 1                  | 2                      | 3         | 4          | 5                | 6            | 7                   | 8                     | 9                  | 10                  | 11           | 12             | 13                 | 14       | 15           |
| +                  | +                      | +         | +          | +                | +            | +                   | +                     | +                  | +                   | +            | +              | +                  | +        | +            |

| connector 10 pin |                           |                     |                    |                     |               |                   |                   |     |          |
|------------------|---------------------------|---------------------|--------------------|---------------------|---------------|-------------------|-------------------|-----|----------|
| OUT              | IN                        | IN                  | IN                 | IN                  | IN            | IN                | IN                | IN  | IN       |
| Footbrake        | Drivers door opening sim. | Turn off the engine | Turn on the engine | Turn signal control | Trunk release | Opening all doors | Closing all doors | GND | PWR +12V |
| 1                | 2                         | 3                   | 4                  | 5                   | 6             | 7                 | 8                 | 9   | 10       |
| +                | +                         | +                   | +                  | +                   | +             | +                 | +                 | +   | +        |

Attention: Contr. of factory alarm  
Contr.c.lock. when ign.is on  
Comfort closure

Switches

**OPEL SIGNUM**

year: 2002 →

with and without Keyless System

program #: 11114

from: 2017-09-01

| connector 8 pin |        |        |        |        |        |                           |                         |
|-----------------|--------|--------|--------|--------|--------|---------------------------|-------------------------|
| CAN H           | CAN L  | CAN H  | CAN L  | CAN H  | CAN L  | OUT +                     | OUT -                   |
| CAN1-H          | CAN1-L | CAN2-H | CAN2-L | CAN3-H | CAN3-L | Alternative blink control | Alt. contr. centr. lock |
| 1               | 2      | 3      | 4      | 5      | 6      | 7                         | 8                       |
| +               | +      | +      | +      | +      | +      | +                         | +                       |

| connector 15 pin   |                        |           |            |                  |              |                     |                       |                    |                     |              |                |                    |          |              |
|--------------------|------------------------|-----------|------------|------------------|--------------|---------------------|-----------------------|--------------------|---------------------|--------------|----------------|--------------------|----------|--------------|
| OUT                | OUT                    | OUT       | OUT        | OUT              | OUT          | OUT                 | OUT                   | OUT                | OUT                 | OUT          | OUT            | OUT                | OUT      | OUT          |
| Driver door sensor | Passengers door sensor | Trunk lid | Hood sense | Original alarm++ | Arming state | Lock factory remote | Unlock factory remote | Any button pressed | Handbrake / Parking | Speed 10kmph | Engine running | Engine speed (RPM) | Ignition | Key inserted |
| 1                  | 2                      | 3         | 4          | 5                | 6            | 7                   | 8                     | 9                  | 10                  | 11           | 12             | 13                 | 14       | 15           |
| +                  | +                      | +         | +          | +                | +            | +                   | +                     | +                  | +                   | +            | +              | +                  | +        | +            |

| connector 10 pin |                           |                     |                    |                     |               |                   |                   |     |          |
|------------------|---------------------------|---------------------|--------------------|---------------------|---------------|-------------------|-------------------|-----|----------|
| OUT              | IN                        | IN                  | IN                 | IN                  | IN            | IN                | IN                | IN  | IN       |
| Footbrake        | Drivers door opening sim. | Turn off the engine | Turn on the engine | Turn signal control | Trunk release | Opening all doors | Closing all doors | GND | PWR +12V |
| 1                | 2                         | 3                   | 4                  | 5                   | 6             | 7                 | 8                 | 9   | 10       |
| +                | +                         | +                   | +                  | +                   | +             | +                 | +                 | +   | +        |

Attention: Contr. of factory alarm  
Contr.c.lock. when ign.is on  
Comfort closure

Switches

| connector 8 pin |        |        |        |        |        |                           |                         | year: 2002 → with and without Keyless System |                        |           |            |                  |              |                     |                       |                    |                     |              |                |                    |          |              | program No: 11114 |                           |                     |                    |                     |               |                   |                   |     |          | from: 2017-09-01 |   |   |
|-----------------|--------|--------|--------|--------|--------|---------------------------|-------------------------|----------------------------------------------|------------------------|-----------|------------|------------------|--------------|---------------------|-----------------------|--------------------|---------------------|--------------|----------------|--------------------|----------|--------------|-------------------|---------------------------|---------------------|--------------------|---------------------|---------------|-------------------|-------------------|-----|----------|------------------|---|---|
| CAN H           | CAN L  | CAN H  | CAN L  | CAN H  | CAN L  | OUT +                     | OUT -                   | connector 15 pin                             |                        |           |            |                  |              |                     |                       |                    |                     |              |                |                    |          |              | connector 10 pin  |                           |                     |                    |                     |               |                   |                   |     |          |                  |   |   |
| CAN1-H          | CAN1-L | CAN2-H | CAN2-L | CAN3-H | CAN3-L | Alternative blink control | Alt. contr. centr. lock | Driver door sensor                           | Passengers door sensor | Trunk lid | Hood sense | Original alarm++ | Arming state | Lock factory remote | Unlock factory remote | Any button pressed | Handbrake / Parking | Speed 10kmph | Engine running | Engine speed (RPM) | Ignition | Key inserted | Footbrake         | Drivers door opening sim. | Turn off the engine | Turn on the engine | Turn signal control | Trunk release | Opening all doors | Closing all doors | GND | PWR +12V | +                | + | + |
| 1               | 2      | 3      | 4      | 5      | 6      | 7                         | 8                       | 1                                            | 2                      | 3         | 4          | 5                | 6            | 7                   | 8                     | 9                  | 10                  | 11           | 12             | 13                 | 14       | 15           | 1                 | 2                         | 3                   | 4                  | 5                   | 6             | 7                 | 8                 | 9   | 10       | +                | + | + |
| Attention:      |        |        |        |        |        |                           |                         |                                              |                        |           |            |                  |              |                     |                       |                    |                     |              |                |                    |          |              |                   |                           |                     |                    |                     |               |                   |                   |     |          |                  |   |   |

| connector 8 pin |        |        |        |        |        |                           |                         | year: 2019 →       |                        |           |            |                  |              |                     |                       |                    |                     |              |                |                    |          |              | program No: 12849 |                           |                     |                    |                     |               |                   |                   |     |          | from: 2023-01-12 |   |   |
|-----------------|--------|--------|--------|--------|--------|---------------------------|-------------------------|--------------------|------------------------|-----------|------------|------------------|--------------|---------------------|-----------------------|--------------------|---------------------|--------------|----------------|--------------------|----------|--------------|-------------------|---------------------------|---------------------|--------------------|---------------------|---------------|-------------------|-------------------|-----|----------|------------------|---|---|
| CAN H           | CAN L  | CAN H  | CAN L  | CAN H  | CAN L  | OUT +                     | OUT -                   | connector 15 pin   |                        |           |            |                  |              |                     |                       |                    |                     |              |                |                    |          |              | connector 10 pin  |                           |                     |                    |                     |               |                   |                   |     |          |                  |   |   |
| CAN1-H          | CAN1-L | CAN2-H | CAN2-L | CAN3-H | CAN3-L | Alternative blink control | Alt. contr. centr. lock | Driver door sensor | Passengers door sensor | Trunk lid | Hood sense | Original alarm++ | Arming state | Lock factory remote | Unlock factory remote | Any button pressed | Handbrake / Parking | Speed 10kmph | Engine running | Engine speed (RPM) | Ignition | Key inserted | Footbrake         | Drivers door opening sim. | Turn off the engine | Turn on the engine | Turn signal control | Trunk release | Opening all doors | Closing all doors | GND | PWR +12V | +                | + | + |
| 1               | 2      | 3      | 4      | 5      | 6      | 7                         | 8                       | 1                  | 2                      | 3         | 4          | 5                | 6            | 7                   | 8                     | 9                  | 10                  | 11           | 12             | 13                 | 14       | 15           | 1                 | 2                         | 3                   | 4                  | 5                   | 6             | 7                 | 8                 | 9   | 10       | +                | + | + |
| Attention:      |        |        |        |        |        |                           |                         |                    |                        |           |            |                  |              |                     |                       |                    |                     |              |                |                    |          |              |                   |                           |                     |                    |                     |               |                   |                   |     |          |                  |   |   |

| connector 8 pin |        |        |        |        |        |                           |                         | year: 2014 → without Keyless System |                        |           |            |                  |              |                     |                       |                    |                     |              |                |                    |          |              | program No: 12839 |                           |                     |                    |                     |               |                   |                   |     |          | from: 2024-01-03 |   |   |
|-----------------|--------|--------|--------|--------|--------|---------------------------|-------------------------|-------------------------------------|------------------------|-----------|------------|------------------|--------------|---------------------|-----------------------|--------------------|---------------------|--------------|----------------|--------------------|----------|--------------|-------------------|---------------------------|---------------------|--------------------|---------------------|---------------|-------------------|-------------------|-----|----------|------------------|---|---|
| CAN H           | CAN L  | CAN H  | CAN L  | CAN H  | CAN L  | OUT +                     | OUT -                   | connector 15 pin                    |                        |           |            |                  |              |                     |                       |                    |                     |              |                |                    |          |              | connector 10 pin  |                           |                     |                    |                     |               |                   |                   |     |          |                  |   |   |
| CAN1-H          | CAN1-L | CAN2-H | CAN2-L | CAN3-H | CAN3-L | Alternative blink control | Alt. contr. centr. lock | Driver door sensor                  | Passengers door sensor | Trunk lid | Hood sense | Original alarm++ | Arming state | Lock factory remote | Unlock factory remote | Any button pressed | Handbrake / Parking | Speed 10kmph | Engine running | Engine speed (RPM) | Ignition | Key inserted | Footbrake         | Drivers door opening sim. | Turn off the engine | Turn on the engine | Turn signal control | Trunk release | Opening all doors | Closing all doors | GND | PWR +12V | +                | + | + |
| 1               | 2      | 3      | 4      | 5      | 6      | 7                         | 8                       | 1                                   | 2                      | 3         | 4          | 5                | 6            | 7                   | 8                     | 9                  | 10                  | 11           | 12             | 13                 | 14       | 15           | 1                 | 2                         | 3                   | 4                  | 5                   | 6             | 7                 | 8                 | 9   | 10       | +                | + | + |
| Attention:      |        |        |        |        |        |                           |                         |                                     |                        |           |            |                  |              |                     |                       |                    |                     |              |                |                    |          |              |                   |                           |                     |                    |                     |               |                   |                   |     |          |                  |   |   |

| connector 8 pin |        |        |        |        |        |                           |                         | year: 2006 →       |                        |           |            |                  |              |                     |                       |                    |                     |              |                |                    |          |              | program No: 11224 |                           |                     |                    |                     |               |                   |                   |     |          | from: 2017-09-01 |   |   |
|-----------------|--------|--------|--------|--------|--------|---------------------------|-------------------------|--------------------|------------------------|-----------|------------|------------------|--------------|---------------------|-----------------------|--------------------|---------------------|--------------|----------------|--------------------|----------|--------------|-------------------|---------------------------|---------------------|--------------------|---------------------|---------------|-------------------|-------------------|-----|----------|------------------|---|---|
| CAN H           | CAN L  | CAN H  | CAN L  | CAN H  | CAN L  | OUT +                     | OUT -                   | connector 15 pin   |                        |           |            |                  |              |                     |                       |                    |                     |              |                |                    |          |              | connector 10 pin  |                           |                     |                    |                     |               |                   |                   |     |          |                  |   |   |
| CAN1-H          | CAN1-L | CAN2-H | CAN2-L | CAN3-H | CAN3-L | Alternative blink control | Alt. contr. centr. lock | Driver door sensor | Passengers door sensor | Trunk lid | Hood sense | Original alarm++ | Arming state | Lock factory remote | Unlock factory remote | Any button pressed | Handbrake / Parking | Speed 10kmph | Engine running | Engine speed (RPM) | Ignition | Key inserted | Footbrake         | Drivers door opening sim. | Turn off the engine | Turn on the engine | Turn signal control | Trunk release | Opening all doors | Closing all doors | GND | PWR +12V | +                | + | + |
| 1               | 2      | 3      | 4      | 5      | 6      | 7                         | 8                       | 1                  | 2                      | 3         | 4          | 5                | 6            | 7                   | 8                     | 9                  | 10                  | 11           | 12             | 13                 | 14       | 15           | 1                 | 2                         | 3                   | 4                  | 5                   | 6             | 7                 | 8                 | 9   | 10       | +                | + | + |
| Attention:      |        |        |        |        |        |                           |                         |                    |                        |           |            |                  |              |                     |                       |                    |                     |              |                |                    |          |              |                   |                           |                     |                    |                     |               |                   |                   |     |          |                  |   |   |

| connector 8 pin |        |        |        |        |        |                           |                         | year: 2001 →       |                        |           |            |                  |              |                     |                       |                    |                     |              |                |                    |          |              | program No: 11224 |                           |                     |                    |                     |               |                   |                   |     |          | from: 2017-09-01 |   |   |
|-----------------|--------|--------|--------|--------|--------|---------------------------|-------------------------|--------------------|------------------------|-----------|------------|------------------|--------------|---------------------|-----------------------|--------------------|---------------------|--------------|----------------|--------------------|----------|--------------|-------------------|---------------------------|---------------------|--------------------|---------------------|---------------|-------------------|-------------------|-----|----------|------------------|---|---|
| CAN H           | CAN L  | CAN H  | CAN L  | CAN H  | CAN L  | OUT +                     | OUT -                   | connector 15 pin   |                        |           |            |                  |              |                     |                       |                    |                     |              |                |                    |          |              | connector 10 pin  |                           |                     |                    |                     |               |                   |                   |     |          |                  |   |   |
| CAN1-H          | CAN1-L | CAN2-H | CAN2-L | CAN3-H | CAN3-L | Alternative blink control | Alt. contr. centr. lock | Driver door sensor | Passengers door sensor | Trunk lid | Hood sense | Original alarm++ | Arming state | Lock factory remote | Unlock factory remote | Any button pressed | Handbrake / Parking | Speed 10kmph | Engine running | Engine speed (RPM) | Ignition | Key inserted | Footbrake         | Drivers door opening sim. | Turn off the engine | Turn on the engine | Turn signal control | Trunk release | Opening all doors | Closing all doors | GND | PWR +12V | +                | + | + |
| 1               | 2      | 3      | 4      | 5      | 6      | 7                         | 8                       | 1                  | 2                      | 3         | 4          | 5                | 6            | 7                   | 8                     | 9                  | 10                  | 11           | 12             | 13                 | 14       | 15           | 1                 | 2                         | 3                   | 4                  | 5                   | 6             | 7                 | 8                 | 9   | 10       | +                | + | + |
| Attention:      |        |        |        |        |        |                           |                         |                    |                        |           |            |                  |              |                     |                       |                    |                     |              |                |                    |          |              |                   |                           |                     |                    |                     |               |                   |                   |     |          |                  |   |   |

**OPEL VIVARO-e (Electric) (Keyless)**

year: **2022** →

with Keyless System (with factory alarm)

program No: **14691**

from: **2023-10-23**

| connector 8 pin |        |        |        |        |        |                           |                         | connector 15 pin   |                        |           |            |                  |              |                     |                       | connector 10 pin   |                     |              |                |                    |          |              |           |                           |                     |                    |                     |               |                   |                   |      |          |                         |                             |                 |      |      |   |   |   |   |   |   |   |   |   |   |   |   |
|-----------------|--------|--------|--------|--------|--------|---------------------------|-------------------------|--------------------|------------------------|-----------|------------|------------------|--------------|---------------------|-----------------------|--------------------|---------------------|--------------|----------------|--------------------|----------|--------------|-----------|---------------------------|---------------------|--------------------|---------------------|---------------|-------------------|-------------------|------|----------|-------------------------|-----------------------------|-----------------|------|------|---|---|---|---|---|---|---|---|---|---|---|---|
| CAN H           | CAN L  | CAN H  | CAN L  | CAN H  | CAN L  | OUT +                     | OUT -                   | OUT -              | OUT -                  | OUT -     | OUT -      | OUT -            | OUT -        | OUT -               | OUT -                 | OUT -              | OUT -               | OUT -        | OUT -          | OUT -              | OUT -    | OUT -        | OUT -     | OUT +                     | IN -                | IN -               | IN -                | IN -          | IN -              | IN -              | IN - | IN -     | IN -                    | IN -                        | IN -            | IN - | IN - |   |   |   |   |   |   |   |   |   |   |   |   |
| CAN1-H          | CAN1-L | CAN2-H | CAN2-L | CAN3-H | CAN3-L | Alternative blink control | Alt. centr. centr. lock | Driver door sensor | Passengers door sensor | Trunk lid | Hood sense | Original alarm++ | Arming state | Lock factory remote | Unlock factory remote | Any button pressed | Handbrake / Parking | Speed 10kmph | Engine running | Engine speed (RPM) | Ignition | Key inserted | Footbrake | Drivers door opening sim. | Turn off the engine | Turn on the engine | Turn signal control | Trunk release | Opening all doors | Closing all doors | GND  | PWR +12V | Contr. of factory alarm | Contr.c.lock when ign.is on | Comfort closure |      |      |   |   |   |   |   |   |   |   |   |   |   |   |
| 1               | 2      | 3      | 4      | 5      | 6      | 7                         | 8                       | 1                  | 2                      | 3         | 4          | 5                | 6            | 7                   | 8                     | 9                  | 10                  | 11           | 12             | 13                 | 14       | 15           | 1         | 2                         | 3                   | 4                  | 5                   | 6             | 7                 | 8                 | 9    | 10       | +                       | +                           | +               | +    | +    | + | + | + | + | + | + | + | + | + | + | + | + |

Attention: ...

Switches: ...

**OPEL ZAFIRA TOURER C**

year: **2012** →

with and without Keyless System

program No: **11183**

from: **2021-06-21**

| connector 8 pin |        |        |        |        |        |                           |                         | connector 15 pin   |                        |           |            |                  |              |                     |                       | connector 10 pin   |                     |              |                |                    |          |              |           |                           |                     |                    |                     |               |                   |                   |      |          |                         |                             |                 |   |   |   |   |   |   |   |   |   |   |   |   |   |   |
|-----------------|--------|--------|--------|--------|--------|---------------------------|-------------------------|--------------------|------------------------|-----------|------------|------------------|--------------|---------------------|-----------------------|--------------------|---------------------|--------------|----------------|--------------------|----------|--------------|-----------|---------------------------|---------------------|--------------------|---------------------|---------------|-------------------|-------------------|------|----------|-------------------------|-----------------------------|-----------------|---|---|---|---|---|---|---|---|---|---|---|---|---|---|
| CAN H           | CAN L  | CAN H  | CAN L  | CAN H  | CAN L  | OUT +                     | OUT -                   | OUT -              | OUT -                  | OUT -     | OUT -      | OUT -            | OUT -        | OUT -               | OUT -                 | OUT -              | OUT -               | OUT -        | OUT -          | OUT -              | OUT -    | OUT -        | OUT +     | IN -                      | IN -                | IN -               | IN -                | IN -          | IN -              | IN -              | IN - | IN -     | IN -                    | IN -                        |                 |   |   |   |   |   |   |   |   |   |   |   |   |   |   |
| CAN1-H          | CAN1-L | CAN2-H | CAN2-L | CAN3-H | CAN3-L | Alternative blink control | Alt. centr. centr. lock | Driver door sensor | Passengers door sensor | Trunk lid | Hood sense | Original alarm++ | Arming state | Lock factory remote | Unlock factory remote | Any button pressed | Handbrake / Parking | Speed 10kmph | Engine running | Engine speed (RPM) | Ignition | Key inserted | Footbrake | Drivers door opening sim. | Turn off the engine | Turn on the engine | Turn signal control | Trunk release | Opening all doors | Closing all doors | GND  | PWR +12V | Contr. of factory alarm | Contr.c.lock when ign.is on | Comfort closure |   |   |   |   |   |   |   |   |   |   |   |   |   |   |
| 1               | 2      | 3      | 4      | 5      | 6      | 7                         | 8                       | 1                  | 2                      | 3         | 4          | 5                | 6            | 7                   | 8                     | 9                  | 10                  | 11           | 12             | 13                 | 14       | 15           | 1         | 2                         | 3                   | 4                  | 5                   | 6             | 7                 | 8                 | 9    | 10       | +                       | +                           | +               | + | + | + | + | + | + | + | + | + | + | + | + | + | + |

Attention: ...

Switches: ...

**OPEL ZAFIRA B**

year: **2005** →

with and without Keyless System

program No: **11184**

from: **2017-09-01**

| connector 8 pin |        |        |        |        |        |                           |                         | connector 15 pin   |                        |           |            |                  |              |                     |                       | connector 10 pin   |                     |              |                |                    |          |              |           |                           |                     |                    |                     |               |                   |                   |      |          |                         |                             |                 |   |   |   |   |   |   |   |   |   |   |   |   |   |   |
|-----------------|--------|--------|--------|--------|--------|---------------------------|-------------------------|--------------------|------------------------|-----------|------------|------------------|--------------|---------------------|-----------------------|--------------------|---------------------|--------------|----------------|--------------------|----------|--------------|-----------|---------------------------|---------------------|--------------------|---------------------|---------------|-------------------|-------------------|------|----------|-------------------------|-----------------------------|-----------------|---|---|---|---|---|---|---|---|---|---|---|---|---|---|
| CAN H           | CAN L  | CAN H  | CAN L  | CAN H  | CAN L  | OUT +                     | OUT -                   | OUT -              | OUT -                  | OUT -     | OUT -      | OUT -            | OUT -        | OUT -               | OUT -                 | OUT -              | OUT -               | OUT -        | OUT -          | OUT -              | OUT -    | OUT -        | OUT +     | IN -                      | IN -                | IN -               | IN -                | IN -          | IN -              | IN -              | IN - | IN -     | IN -                    | IN -                        |                 |   |   |   |   |   |   |   |   |   |   |   |   |   |   |
| CAN1-H          | CAN1-L | CAN2-H | CAN2-L | CAN3-H | CAN3-L | Alternative blink control | Alt. centr. centr. lock | Driver door sensor | Passengers door sensor | Trunk lid | Hood sense | Original alarm++ | Arming state | Lock factory remote | Unlock factory remote | Any button pressed | Handbrake / Parking | Speed 10kmph | Engine running | Engine speed (RPM) | Ignition | Key inserted | Footbrake | Drivers door opening sim. | Turn off the engine | Turn on the engine | Turn signal control | Trunk release | Opening all doors | Closing all doors | GND  | PWR +12V | Contr. of factory alarm | Contr.c.lock when ign.is on | Comfort closure |   |   |   |   |   |   |   |   |   |   |   |   |   |   |
| 1               | 2      | 3      | 4      | 5      | 6      | 7                         | 8                       | 1                  | 2                      | 3         | 4          | 5                | 6            | 7                   | 8                     | 9                  | 10                  | 11           | 12             | 13                 | 14       | 15           | 1         | 2                         | 3                   | 4                  | 5                   | 6             | 7                 | 8                 | 9    | 10       | +                       | +                           | +               | + | + | + | + | + | + | + | + | + | + | + | + | + | + |

Attention: ...

Switches: ...

**OPEL ZAFIRA-e (Electric) (Keyless)**

year: **2023** →

with Keyless System (with factory alarm)

program No: **15117**

from: **2023-10-23**

| connector 8 pin |        |        |        |        |        |                           |                         | connector 15 pin   |                        |           |            |                  |              |                     |                       | connector 10 pin   |                     |              |                |                    |          |              |           |                           |                     |                    |                     |               |                   |                   |      |          |                         |                             |                 |   |   |   |   |   |   |   |   |   |   |   |   |   |   |
|-----------------|--------|--------|--------|--------|--------|---------------------------|-------------------------|--------------------|------------------------|-----------|------------|------------------|--------------|---------------------|-----------------------|--------------------|---------------------|--------------|----------------|--------------------|----------|--------------|-----------|---------------------------|---------------------|--------------------|---------------------|---------------|-------------------|-------------------|------|----------|-------------------------|-----------------------------|-----------------|---|---|---|---|---|---|---|---|---|---|---|---|---|---|
| CAN H           | CAN L  | CAN H  | CAN L  | CAN H  | CAN L  | OUT +                     | OUT -                   | OUT -              | OUT -                  | OUT -     | OUT -      | OUT -            | OUT -        | OUT -               | OUT -                 | OUT -              | OUT -               | OUT -        | OUT -          | OUT -              | OUT -    | OUT -        | OUT +     | IN -                      | IN -                | IN -               | IN -                | IN -          | IN -              | IN -              | IN - | IN -     | IN -                    | IN -                        |                 |   |   |   |   |   |   |   |   |   |   |   |   |   |   |
| CAN1-H          | CAN1-L | CAN2-H | CAN2-L | CAN3-H | CAN3-L | Alternative blink control | Alt. centr. centr. lock | Driver door sensor | Passengers door sensor | Trunk lid | Hood sense | Original alarm++ | Arming state | Lock factory remote | Unlock factory remote | Any button pressed | Handbrake / Parking | Speed 10kmph | Engine running | Engine speed (RPM) | Ignition | Key inserted | Footbrake | Drivers door opening sim. | Turn off the engine | Turn on the engine | Turn signal control | Trunk release | Opening all doors | Closing all doors | GND  | PWR +12V | Contr. of factory alarm | Contr.c.lock when ign.is on | Comfort closure |   |   |   |   |   |   |   |   |   |   |   |   |   |   |
| 1               | 2      | 3      | 4      | 5      | 6      | 7                         | 8                       | 1                  | 2                      | 3         | 4          | 5                | 6            | 7                   | 8                     | 9                  | 10                  | 11           | 12             | 13                 | 14       | 15           | 1         | 2                         | 3                   | 4                  | 5                   | 6             | 7                 | 8                 | 9    | 10       | +                       | +                           | +               | + | + | + | + | + | + | + | + | + | + | + | + | + | + |

Attention: ...

Switches: ...

**PEUGEOT 2008 (GT-line) (Keyless)**

year: **2020** →

with Keyless System (with factory alarm)

program No: **13124**

from: **2023-02-08**

| connector 8 pin |        |        |        |        |        |                           |                         | connector 15 pin   |                        |           |            |                  |              |                     |                       | connector 10 pin   |                     |              |                |                    |          |              |           |                           |                     |                    |                     |               |                   |                   |      |          |                         |                             |                 |   |   |   |   |   |   |   |   |   |   |   |   |   |   |
|-----------------|--------|--------|--------|--------|--------|---------------------------|-------------------------|--------------------|------------------------|-----------|------------|------------------|--------------|---------------------|-----------------------|--------------------|---------------------|--------------|----------------|--------------------|----------|--------------|-----------|---------------------------|---------------------|--------------------|---------------------|---------------|-------------------|-------------------|------|----------|-------------------------|-----------------------------|-----------------|---|---|---|---|---|---|---|---|---|---|---|---|---|---|
| CAN H           | CAN L  | CAN H  | CAN L  | CAN H  | CAN L  | OUT +                     | OUT -                   | OUT -              | OUT -                  | OUT -     | OUT -      | OUT -            | OUT -        | OUT -               | OUT -                 | OUT -              | OUT -               | OUT -        | OUT -          | OUT -              | OUT -    | OUT -        | OUT +     | IN -                      | IN -                | IN -               | IN -                | IN -          | IN -              | IN -              | IN - | IN -     | IN -                    | IN -                        |                 |   |   |   |   |   |   |   |   |   |   |   |   |   |   |
| CAN1-H          | CAN1-L | CAN2-H | CAN2-L | CAN3-H | CAN3-L | Alternative blink control | Alt. centr. centr. lock | Driver door sensor | Passengers door sensor | Trunk lid | Hood sense | Original alarm++ | Arming state | Lock factory remote | Unlock factory remote | Any button pressed | Handbrake / Parking | Speed 10kmph | Engine running | Engine speed (RPM) | Ignition | Key inserted | Footbrake | Drivers door opening sim. | Turn off the engine | Turn on the engine | Turn signal control | Trunk release | Opening all doors | Closing all doors | GND  | PWR +12V | Contr. of factory alarm | Contr.c.lock when ign.is on | Comfort closure |   |   |   |   |   |   |   |   |   |   |   |   |   |   |
| 1               | 2      | 3      | 4      | 5      | 6      | 7                         | 8                       | 1                  | 2                      | 3         | 4          | 5                | 6            | 7                   | 8                     | 9                  | 10                  | 11           | 12             | 13                 | 14       | 15           | 1         | 2                         | 3                   | 4                  | 5                   | 6             | 7                 | 8                 | 9    | 10       | +                       | +                           | +               | + | + | + | + | + | + | + | + | + | + | + | + | + | + |

Attention: ...

Switches: ...







**PEUGEOT 301** year: 2017 → program No: 14771 from: 2023-06-13

| connector 8 pin |        |        |        |        |        |                           |                         | connector 15 pin   |                        |           |            |                  |              |                     |                       |                    |                     |              |                |                    |          |              | connector 10 pin |                           |                     |                    |                     |               |                   |                   |     |          |                         |                              |                 |  |  |  |  |  |  |
|-----------------|--------|--------|--------|--------|--------|---------------------------|-------------------------|--------------------|------------------------|-----------|------------|------------------|--------------|---------------------|-----------------------|--------------------|---------------------|--------------|----------------|--------------------|----------|--------------|------------------|---------------------------|---------------------|--------------------|---------------------|---------------|-------------------|-------------------|-----|----------|-------------------------|------------------------------|-----------------|--|--|--|--|--|--|
| CAN H           | CAN L  | CAN H  | CAN L  | CAN H  | CAN L  | OUT +                     | OUT -                   | OUT -              | OUT -                  | OUT -     | OUT -      | OUT -            | OUT -        | OUT -               | OUT -                 | OUT -              | OUT -               | OUT -        | OUT -          | OUT -              | OUT -    | OUT -        | OUT -            | OUT +                     | IN                  | IN                 | IN                  | IN            | IN                | IN                | IN  | IN       | IN                      |                              |                 |  |  |  |  |  |  |
| CAN1-H          | CAN1-L | CAN2-H | CAN2-L | CAN3-H | CAN3-L | Alternative blink control | Alt. contr. centr. lock | Driver door sensor | Passengers door sensor | Trunk lid | Hood sense | Original alarm++ | Arming state | Lock factory remote | Unlock factory remote | Any button pressed | Handbrake / Parking | Speed 10kmph | Engine running | Engine speed (RPM) | Ignition | Key inserted | Footbrake        | Drivers door opening sim. | Turn off the engine | Turn on the engine | Turn signal control | Trunk release | Opening all doors | Closing all doors | GND | PWR +12V | Contr. of factory alarm | Contr.c.lock, when ign.is on | Comfort closure |  |  |  |  |  |  |
| 1               | 2      | 3      | 4      | 5      | 6      | 7                         | 8                       | 1                  | 2                      | 3         | 4          | 5                | 6            | 7                   | 8                     | 9                  | 10                  | 11           | 12             | 13                 | 14       | 15           | 1                | 2                         | 3                   | 4                  | 5                   | 6             | 7                 | 8                 | 9   | 10       |                         |                              |                 |  |  |  |  |  |  |
| +               | +      | +      | +      | +      | +      | +                         | +                       | +                  | +                      | +         | +          | +                | +            | +                   | +                     | +                  | +                   | +            | +              | +                  | +        | +            | +                | +                         | +                   | +                  | +                   | +             | +                 | +                 | +   | +        | +                       |                              |                 |  |  |  |  |  |  |

Attention:

**PEUGEOT 307** year: 2006 → (with factory alarm) program No: 11143 from: 2020-03-24

| connector 8 pin |        |        |        |        |        |                           |                         | connector 15 pin   |                        |           |            |                  |              |                     |                       |                    |                     |              |                |                    |          |              | connector 10 pin |                           |                     |                    |                     |               |                   |                   |     |          |                         |                              |                 |  |  |  |  |  |  |
|-----------------|--------|--------|--------|--------|--------|---------------------------|-------------------------|--------------------|------------------------|-----------|------------|------------------|--------------|---------------------|-----------------------|--------------------|---------------------|--------------|----------------|--------------------|----------|--------------|------------------|---------------------------|---------------------|--------------------|---------------------|---------------|-------------------|-------------------|-----|----------|-------------------------|------------------------------|-----------------|--|--|--|--|--|--|
| CAN H           | CAN L  | CAN H  | CAN L  | CAN H  | CAN L  | OUT +                     | OUT -                   | OUT -              | OUT -                  | OUT -     | OUT -      | OUT -            | OUT -        | OUT -               | OUT -                 | OUT -              | OUT -               | OUT -        | OUT -          | OUT -              | OUT -    | OUT -        | OUT +            | IN                        | IN                  | IN                 | IN                  | IN            | IN                | IN                | IN  | IN       |                         |                              |                 |  |  |  |  |  |  |
| CAN1-H          | CAN1-L | CAN2-H | CAN2-L | CAN3-H | CAN3-L | Alternative blink control | Alt. contr. centr. lock | Driver door sensor | Passengers door sensor | Trunk lid | Hood sense | Original alarm++ | Arming state | Lock factory remote | Unlock factory remote | Any button pressed | Handbrake / Parking | Speed 10kmph | Engine running | Engine speed (RPM) | Ignition | Key inserted | Footbrake        | Drivers door opening sim. | Turn off the engine | Turn on the engine | Turn signal control | Trunk release | Opening all doors | Closing all doors | GND | PWR +12V | Contr. of factory alarm | Contr.c.lock, when ign.is on | Comfort closure |  |  |  |  |  |  |
| 1               | 2      | 3      | 4      | 5      | 6      | 7                         | 8                       | 1                  | 2                      | 3         | 4          | 5                | 6            | 7                   | 8                     | 9                  | 10                  | 11           | 12             | 13                 | 14       | 15           | 1                | 2                         | 3                   | 4                  | 5                   | 6             | 7                 | 8                 | 9   | 10       |                         |                              |                 |  |  |  |  |  |  |
| +               | +      | +      | +      | +      | +      | +                         | +                       | +                  | +                      | +         | +          | +                | +            | +                   | +                     | +                  | +                   | +            | +              | +                  | +        | +            | +                | +                         | +                   | +                  | +                   | +             | +                 | +                 | +   | +        | +                       |                              |                 |  |  |  |  |  |  |

Attention:

**PEUGEOT 307** year: 2006 → (without factory alarm) program No: 11193 from: 2020-03-24

| connector 8 pin |        |        |        |        |        |                           |                         | connector 15 pin   |                        |           |            |                  |              |                     |                       |                    |                     |              |                |                    |          |              | connector 10 pin |                           |                     |                    |                     |               |                   |                   |     |          |                         |                              |                 |  |  |  |  |  |  |
|-----------------|--------|--------|--------|--------|--------|---------------------------|-------------------------|--------------------|------------------------|-----------|------------|------------------|--------------|---------------------|-----------------------|--------------------|---------------------|--------------|----------------|--------------------|----------|--------------|------------------|---------------------------|---------------------|--------------------|---------------------|---------------|-------------------|-------------------|-----|----------|-------------------------|------------------------------|-----------------|--|--|--|--|--|--|
| CAN H           | CAN L  | CAN H  | CAN L  | CAN H  | CAN L  | OUT +                     | OUT -                   | OUT -              | OUT -                  | OUT -     | OUT -      | OUT -            | OUT -        | OUT -               | OUT -                 | OUT -              | OUT -               | OUT -        | OUT -          | OUT -              | OUT -    | OUT +        | IN               | IN                        | IN                  | IN                 | IN                  | IN            | IN                | IN                | IN  |          |                         |                              |                 |  |  |  |  |  |  |
| CAN1-H          | CAN1-L | CAN2-H | CAN2-L | CAN3-H | CAN3-L | Alternative blink control | Alt. contr. centr. lock | Driver door sensor | Passengers door sensor | Trunk lid | Hood sense | Original alarm++ | Arming state | Lock factory remote | Unlock factory remote | Any button pressed | Handbrake / Parking | Speed 10kmph | Engine running | Engine speed (RPM) | Ignition | Key inserted | Footbrake        | Drivers door opening sim. | Turn off the engine | Turn on the engine | Turn signal control | Trunk release | Opening all doors | Closing all doors | GND | PWR +12V | Contr. of factory alarm | Contr.c.lock, when ign.is on | Comfort closure |  |  |  |  |  |  |
| 1               | 2      | 3      | 4      | 5      | 6      | 7                         | 8                       | 1                  | 2                      | 3         | 4          | 5                | 6            | 7                   | 8                     | 9                  | 10                  | 11           | 12             | 13                 | 14       | 15           | 1                | 2                         | 3                   | 4                  | 5                   | 6             | 7                 | 8                 | 9   | 10       |                         |                              |                 |  |  |  |  |  |  |
| +               | +      | +      | +      | +      | +      | +                         | +                       | +                  | +                      | +         | +          | +                | +            | +                   | +                     | +                  | +                   | +            | +              | +                  | +        | +            | +                | +                         | +                   | +                  | +                   | +             | +                 | +                 | +   | +        | +                       |                              |                 |  |  |  |  |  |  |

Attention:

**PEUGEOT 308 (Automatic-transmission)** year: 2022 → with and without Keyless System program No: 14428 from: 2023-02-08

| connector 8 pin |        |        |        |        |        |                           |                         | connector 15 pin   |                        |           |            |                  |              |                     |                       |                    |                     |              |                |                    |          |              | connector 10 pin |                           |                     |                    |                     |               |                   |                   |     |          |                         |                              |                 |  |  |  |  |  |  |
|-----------------|--------|--------|--------|--------|--------|---------------------------|-------------------------|--------------------|------------------------|-----------|------------|------------------|--------------|---------------------|-----------------------|--------------------|---------------------|--------------|----------------|--------------------|----------|--------------|------------------|---------------------------|---------------------|--------------------|---------------------|---------------|-------------------|-------------------|-----|----------|-------------------------|------------------------------|-----------------|--|--|--|--|--|--|
| CAN H           | CAN L  | CAN H  | CAN L  | CAN H  | CAN L  | OUT +                     | OUT -                   | OUT -              | OUT -                  | OUT -     | OUT -      | OUT -            | OUT -        | OUT -               | OUT -                 | OUT -              | OUT -               | OUT -        | OUT -          | OUT -              | OUT -    | OUT +        | IN               | IN                        | IN                  | IN                 | IN                  | IN            | IN                | IN                | IN  |          |                         |                              |                 |  |  |  |  |  |  |
| CAN1-H          | CAN1-L | CAN2-H | CAN2-L | CAN3-H | CAN3-L | Alternative blink control | Alt. contr. centr. lock | Driver door sensor | Passengers door sensor | Trunk lid | Hood sense | Original alarm++ | Arming state | Lock factory remote | Unlock factory remote | Any button pressed | Handbrake / Parking | Speed 10kmph | Engine running | Engine speed (RPM) | Ignition | Key inserted | Footbrake        | Drivers door opening sim. | Turn off the engine | Turn on the engine | Turn signal control | Trunk release | Opening all doors | Closing all doors | GND | PWR +12V | Contr. of factory alarm | Contr.c.lock, when ign.is on | Comfort closure |  |  |  |  |  |  |
| 1               | 2      | 3      | 4      | 5      | 6      | 7                         | 8                       | 1                  | 2                      | 3         | 4          | 5                | 6            | 7                   | 8                     | 9                  | 10                  | 11           | 12             | 13                 | 14       | 15           | 1                | 2                         | 3                   | 4                  | 5                   | 6             | 7                 | 8                 | 9   | 10       |                         |                              |                 |  |  |  |  |  |  |
| +               | +      | +      | +      | +      | +      | +                         | +                       | +                  | +                      | +         | +          | +                | +            | +                   | +                     | +                  | +                   | +            | +              | +                  | +        | +            | +                | +                         | +                   | +                  | +                   | +             | +                 | +                 | +   | +        | +                       |                              |                 |  |  |  |  |  |  |

Attention:

**PEUGEOT 308 (Hybrid) (Plug-in)** year: 2022 → with and without Keyless System program No: 14246 from: 2023-01-12

| connector 8 pin |        |        |        |        |        |                           |                         | connector 15 pin   |                        |           |            |                  |              |                     |                       |                    |                     |              |                |                    |          |              | connector 10 pin |                           |                     |                    |                     |               |                   |                   |     |          |                         |                              |                 |  |  |  |  |  |  |
|-----------------|--------|--------|--------|--------|--------|---------------------------|-------------------------|--------------------|------------------------|-----------|------------|------------------|--------------|---------------------|-----------------------|--------------------|---------------------|--------------|----------------|--------------------|----------|--------------|------------------|---------------------------|---------------------|--------------------|---------------------|---------------|-------------------|-------------------|-----|----------|-------------------------|------------------------------|-----------------|--|--|--|--|--|--|
| CAN H           | CAN L  | CAN H  | CAN L  | CAN H  | CAN L  | OUT +                     | OUT -                   | OUT -              | OUT -                  | OUT -     | OUT -      | OUT -            | OUT -        | OUT -               | OUT -                 | OUT -              | OUT -               | OUT -        | OUT -          | OUT -              | OUT -    | OUT +        | IN               | IN                        | IN                  | IN                 | IN                  | IN            | IN                | IN                | IN  |          |                         |                              |                 |  |  |  |  |  |  |
| CAN1-H          | CAN1-L | CAN2-H | CAN2-L | CAN3-H | CAN3-L | Alternative blink control | Alt. contr. centr. lock | Driver door sensor | Passengers door sensor | Trunk lid | Hood sense | Original alarm++ | Arming state | Lock factory remote | Unlock factory remote | Any button pressed | Handbrake / Parking | Speed 10kmph | Engine running | Engine speed (RPM) | Ignition | Key inserted | Footbrake        | Drivers door opening sim. | Turn off the engine | Turn on the engine | Turn signal control | Trunk release | Opening all doors | Closing all doors | GND | PWR +12V | Contr. of factory alarm | Contr.c.lock, when ign.is on | Comfort closure |  |  |  |  |  |  |
| 1               | 2      | 3      | 4      | 5      | 6      | 7                         | 8                       | 1                  | 2                      | 3         | 4          | 5                | 6            | 7                   | 8                     | 9                  | 10                  | 11           | 12             | 13                 | 14       | 15           | 1                | 2                         | 3                   | 4                  | 5                   | 6             | 7                 | 8                 | 9   | 10       |                         |                              |                 |  |  |  |  |  |  |
| +               | +      | +      | +      | +      | +      | +                         | +                       | +                  | +                      | +         | +          | +                | +            | +                   | +                     | +                  | +                   | +            | +              | +                  | +        | +            | +                | +                         | +                   | +                  | +                   | +             | +                 | +                 | +   | +        | +                       |                              |                 |  |  |  |  |  |  |

Attention:

PEUGEOT 308 (Manual-transmission)

year: 2022 →

with and without Keyless System

program No: 14328

from: 2023-02-08

Table with 3 main sections: connector 8 pin, connector 15 pin, and connector 10 pin. Includes columns for CAN H/L, OUT +/-, and various vehicle sensors like Driver door sensor, Hood sense, etc.

Attention:

PEUGEOT 308

year: 2017 →

with and without Keyless System

program No: 12924

from: 2023-01-12

Table with 3 main sections: connector 8 pin, connector 15 pin, and connector 10 pin. Includes columns for CAN H/L, OUT +/-, and various vehicle sensors like Driver door sensor, Hood sense, etc.

Attention:

PEUGEOT 308

year: 2012 →

without Keyless System (without factory alarm)

program No: 13448

from: 2023-01-12

Table with 3 main sections: connector 8 pin, connector 15 pin, and connector 10 pin. Includes columns for CAN H/L, OUT +/-, and various vehicle sensors like Driver door sensor, Hood sense, etc.

Attention:

PEUGEOT 308

year: 2007 →

(with factory alarm)

program No: 11143

from: 2017-09-01

Table with 3 main sections: connector 8 pin, connector 15 pin, and connector 10 pin. Includes columns for CAN H/L, OUT +/-, and various vehicle sensors like Driver door sensor, Hood sense, etc.

Attention:

PEUGEOT 308

year: 2007 →

(without factory alarm)

program No: 11193

from: 2017-09-01

Table with 3 main sections: connector 8 pin, connector 15 pin, and connector 10 pin. Includes columns for CAN H/L, OUT +/-, and various vehicle sensors like Driver door sensor, Hood sense, etc.

Attention:



**PEUGEOT 408**

year: **2010** →

(without factory alarm)

program No: **11193**

from: **2017-09-01**

| connector 8 pin |        |        |        |        |        |                           |                         |
|-----------------|--------|--------|--------|--------|--------|---------------------------|-------------------------|
| CAN H           | CAN L  | CAN H  | CAN L  | CAN H  | CAN L  | OUT +                     | OUT -                   |
| CAN1-H          | CAN1-L | CAN2-H | CAN2-L | CAN3-H | CAN3-L | Alternative blink control | Alt. contr. centr. lock |
| 1               | 2      | 3      | 4      | 5      | 6      | 7                         | 8                       |
| +               | +      | +      | +      | +      | +      | +                         | +                       |

| connector 15 pin   |                        |           |            |                  |              |                     |                       |                    |                     |              |                |                    |          |              |
|--------------------|------------------------|-----------|------------|------------------|--------------|---------------------|-----------------------|--------------------|---------------------|--------------|----------------|--------------------|----------|--------------|
| OUT                | OUT                    | OUT       | OUT        | OUT              | OUT          | OUT                 | OUT                   | OUT                | OUT                 | OUT          | OUT            | OUT                | OUT      | OUT          |
| Driver door sensor | Passengers door sensor | Trunk lid | Hood sense | Original alarm++ | Arming state | Lock factory remote | Unlock factory remote | Any button pressed | Handbrake / Parking | Speed 10kmph | Engine running | Engine speed (RPM) | Ignition | Key inserted |
| 1                  | 2                      | 3         | 4          | 5                | 6            | 7                   | 8                     | 9                  | 10                  | 11           | 12             | 13                 | 14       | 15           |
| +                  | +                      | +         | +          | +                | +            | +                   | +                     | +                  | +                   | +            | +              | +                  | +        | +            |

| connector 10 pin |                           |                     |                    |                     |               |                   |                   |     |          |
|------------------|---------------------------|---------------------|--------------------|---------------------|---------------|-------------------|-------------------|-----|----------|
| OUT              | IN                        | IN                  | IN                 | IN                  | IN            | IN                | IN                | IN  | IN       |
| Footbrake        | Drivers door opening sim. | Turn off the engine | Turn on the engine | Turn signal control | Trunk release | Opening all doors | Closing all doors | GND | PWR +12V |
| 1                | 2                         | 3                   | 4                  | 5                   | 6             | 7                 | 8                 | 9   | 10       |
| +                | +                         | +                   | +                  | +                   | +             | +                 | +                 | +   | +        |

|                         |                              |                 |
|-------------------------|------------------------------|-----------------|
| Contr. of factory alarm | Contr.c.lock. when ign.is on | Comfort closure |
| +                       | +                            | +               |

Attention:

**PEUGEOT 5008**

year: **2020** →

(without factory alarm)

program No: **15174**

from: **2024-01-17**

| connector 8 pin |        |        |        |        |        |                           |                         |
|-----------------|--------|--------|--------|--------|--------|---------------------------|-------------------------|
| CAN H           | CAN L  | CAN H  | CAN L  | CAN H  | CAN L  | OUT +                     | OUT -                   |
| CAN1-H          | CAN1-L | CAN2-H | CAN2-L | CAN3-H | CAN3-L | Alternative blink control | Alt. contr. centr. lock |
| 1               | 2      | 3      | 4      | 5      | 6      | 7                         | 8                       |
| +               | +      | +      | +      | +      | +      | +                         | +                       |

| connector 15 pin   |                        |           |            |                  |              |                     |                       |                    |                     |              |                |                    |          |              |
|--------------------|------------------------|-----------|------------|------------------|--------------|---------------------|-----------------------|--------------------|---------------------|--------------|----------------|--------------------|----------|--------------|
| OUT                | OUT                    | OUT       | OUT        | OUT              | OUT          | OUT                 | OUT                   | OUT                | OUT                 | OUT          | OUT            | OUT                | OUT      | OUT          |
| Driver door sensor | Passengers door sensor | Trunk lid | Hood sense | Original alarm++ | Arming state | Lock factory remote | Unlock factory remote | Any button pressed | Handbrake / Parking | Speed 10kmph | Engine running | Engine speed (RPM) | Ignition | Key inserted |
| 1                  | 2                      | 3         | 4          | 5                | 6            | 7                   | 8                     | 9                  | 10                  | 11           | 12             | 13                 | 14       | 15           |
| +                  | +                      | +         | +          | +                | +            | +                   | +                     | +                  | +                   | +            | +              | +                  | +        | +            |

| connector 10 pin |                           |                     |                    |                     |               |                   |                   |     |          |
|------------------|---------------------------|---------------------|--------------------|---------------------|---------------|-------------------|-------------------|-----|----------|
| OUT              | IN                        | IN                  | IN                 | IN                  | IN            | IN                | IN                | IN  | IN       |
| Footbrake        | Drivers door opening sim. | Turn off the engine | Turn on the engine | Turn signal control | Trunk release | Opening all doors | Closing all doors | GND | PWR +12V |
| 1                | 2                         | 3                   | 4                  | 5                   | 6             | 7                 | 8                 | 9   | 10       |
| +                | +                         | +                   | +                  | +                   | +             | +                 | +                 | +   | +        |

|                         |                              |                 |
|-------------------------|------------------------------|-----------------|
| Contr. of factory alarm | Contr.c.lock. when ign.is on | Comfort closure |
| +                       | +                            | +               |

Attention:

Switches [Icons]

**PEUGEOT 5008**

year: **2017** →

(without factory alarm)

program No: **13152**

from: **2024-01-17**

| connector 8 pin |        |        |        |        |        |                           |                         |
|-----------------|--------|--------|--------|--------|--------|---------------------------|-------------------------|
| CAN H           | CAN L  | CAN H  | CAN L  | CAN H  | CAN L  | OUT +                     | OUT -                   |
| CAN1-H          | CAN1-L | CAN2-H | CAN2-L | CAN3-H | CAN3-L | Alternative blink control | Alt. contr. centr. lock |
| 1               | 2      | 3      | 4      | 5      | 6      | 7                         | 8                       |
| +               | +      | +      | +      | +      | +      | +                         | +                       |

| connector 15 pin   |                        |           |            |                  |              |                     |                       |                    |                     |              |                |                    |          |              |
|--------------------|------------------------|-----------|------------|------------------|--------------|---------------------|-----------------------|--------------------|---------------------|--------------|----------------|--------------------|----------|--------------|
| OUT                | OUT                    | OUT       | OUT        | OUT              | OUT          | OUT                 | OUT                   | OUT                | OUT                 | OUT          | OUT            | OUT                | OUT      | OUT          |
| Driver door sensor | Passengers door sensor | Trunk lid | Hood sense | Original alarm++ | Arming state | Lock factory remote | Unlock factory remote | Any button pressed | Handbrake / Parking | Speed 10kmph | Engine running | Engine speed (RPM) | Ignition | Key inserted |
| 1                  | 2                      | 3         | 4          | 5                | 6            | 7                   | 8                     | 9                  | 10                  | 11           | 12             | 13                 | 14       | 15           |
| +                  | +                      | +         | +          | +                | +            | +                   | +                     | +                  | +                   | +            | +              | +                  | +        | +            |

| connector 10 pin |                           |                     |                    |                     |               |                   |                   |     |          |
|------------------|---------------------------|---------------------|--------------------|---------------------|---------------|-------------------|-------------------|-----|----------|
| OUT              | IN                        | IN                  | IN                 | IN                  | IN            | IN                | IN                | IN  | IN       |
| Footbrake        | Drivers door opening sim. | Turn off the engine | Turn on the engine | Turn signal control | Trunk release | Opening all doors | Closing all doors | GND | PWR +12V |
| 1                | 2                         | 3                   | 4                  | 5                   | 6             | 7                 | 8                 | 9   | 10       |
| +                | +                         | +                   | +                  | +                   | +             | +                 | +                 | +   | +        |

|                         |                              |                 |
|-------------------------|------------------------------|-----------------|
| Contr. of factory alarm | Contr.c.lock. when ign.is on | Comfort closure |
| +                       | +                            | +               |

Attention:

Switches [Icons]

**PEUGEOT 508 (Hybrid) (Plug-in)**

year: **2019** →

with and without Keyless System

program No: **14327**

from: **2023-08-24**

| connector 8 pin |        |        |        |        |        |                           |                         |
|-----------------|--------|--------|--------|--------|--------|---------------------------|-------------------------|
| CAN H           | CAN L  | CAN H  | CAN L  | CAN H  | CAN L  | OUT +                     | OUT -                   |
| CAN1-H          | CAN1-L | CAN2-H | CAN2-L | CAN3-H | CAN3-L | Alternative blink control | Alt. contr. centr. lock |
| 1               | 2      | 3      | 4      | 5      | 6      | 7                         | 8                       |
| +               | +      | +      | +      | +      | +      | +                         | +                       |

| connector 15 pin   |                        |           |            |                  |              |                     |                       |                    |                     |              |                |                    |          |              |
|--------------------|------------------------|-----------|------------|------------------|--------------|---------------------|-----------------------|--------------------|---------------------|--------------|----------------|--------------------|----------|--------------|
| OUT                | OUT                    | OUT       | OUT        | OUT              | OUT          | OUT                 | OUT                   | OUT                | OUT                 | OUT          | OUT            | OUT                | OUT      | OUT          |
| Driver door sensor | Passengers door sensor | Trunk lid | Hood sense | Original alarm++ | Arming state | Lock factory remote | Unlock factory remote | Any button pressed | Handbrake / Parking | Speed 10kmph | Engine running | Engine speed (RPM) | Ignition | Key inserted |
| 1                  | 2                      | 3         | 4          | 5                | 6            | 7                   | 8                     | 9                  | 10                  | 11           | 12             | 13                 | 14       | 15           |
| +                  | +                      | +         | +          | +                | +            | +                   | +                     | +                  | +                   | +            | +              | +                  | +        | +            |

| connector 10 pin |                           |                     |                    |                     |               |                   |                   |     |          |
|------------------|---------------------------|---------------------|--------------------|---------------------|---------------|-------------------|-------------------|-----|----------|
| OUT              | IN                        | IN                  | IN                 | IN                  | IN            | IN                | IN                | IN  | IN       |
| Footbrake        | Drivers door opening sim. | Turn off the engine | Turn on the engine | Turn signal control | Trunk release | Opening all doors | Closing all doors | GND | PWR +12V |
| 1                | 2                         | 3                   | 4                  | 5                   | 6             | 7                 | 8                 | 9   | 10       |
| +                | +                         | +                   | +                  | +                   | +             | +                 | +                 | +   | +        |

|                         |                              |                 |
|-------------------------|------------------------------|-----------------|
| Contr. of factory alarm | Contr.c.lock. when ign.is on | Comfort closure |
| +                       | +                            | +               |

Attention:

Switches [Icons]

**PEUGEOT 508**

year: **2018** →

with and without Keyless System (with factory alarm)

program No: **13151**

from: **2023-02-08**

| connector 8 pin |        |        |        |        |        |                           |                         |
|-----------------|--------|--------|--------|--------|--------|---------------------------|-------------------------|
| CAN H           | CAN L  | CAN H  | CAN L  | CAN H  | CAN L  | OUT +                     | OUT -                   |
| CAN1-H          | CAN1-L | CAN2-H | CAN2-L | CAN3-H | CAN3-L | Alternative blink control | Alt. contr. centr. lock |
| 1               | 2      | 3      | 4      | 5      | 6      | 7                         | 8                       |
| +               | +      | +      | +      | +      | +      | +                         | +                       |

| connector 15 pin   |                        |           |            |                  |              |                     |                       |                    |                     |              |                |                    |          |              |
|--------------------|------------------------|-----------|------------|------------------|--------------|---------------------|-----------------------|--------------------|---------------------|--------------|----------------|--------------------|----------|--------------|
| OUT                | OUT                    | OUT       | OUT        | OUT              | OUT          | OUT                 | OUT                   | OUT                | OUT                 | OUT          | OUT            | OUT                | OUT      | OUT          |
| Driver door sensor | Passengers door sensor | Trunk lid | Hood sense | Original alarm++ | Arming state | Lock factory remote | Unlock factory remote | Any button pressed | Handbrake / Parking | Speed 10kmph | Engine running | Engine speed (RPM) | Ignition | Key inserted |
| 1                  | 2                      | 3         | 4          | 5                | 6            | 7                   | 8                     | 9                  | 10                  | 11           | 12             | 13                 | 14       | 15           |
| +                  | +                      | +         | +          | +                | +            | +                   | +                     | +                  | +                   | +            | +              | +                  | +        | +            |

| connector 10 pin |                           |                     |                    |                     |               |                   |                   |     |          |
|------------------|---------------------------|---------------------|--------------------|---------------------|---------------|-------------------|-------------------|-----|----------|
| OUT              | IN                        | IN                  | IN                 | IN                  | IN            | IN                | IN                | IN  | IN       |
| Footbrake        | Drivers door opening sim. | Turn off the engine | Turn on the engine | Turn signal control | Trunk release | Opening all doors | Closing all doors | GND | PWR +12V |
| 1                | 2                         | 3                   | 4                  | 5                   | 6             | 7                 | 8                 | 9   | 10       |
| +                | +                         | +                   | +                  | +                   | +             | +                 | +                 | +   | +        |

|                         |                              |                 |
|-------------------------|------------------------------|-----------------|
| Contr. of factory alarm | Contr.c.lock. when ign.is on | Comfort closure |
| +                       | +                            | +               |

Attention:

Switches [Icons]

| PEUGEOT 508 (Active) (Keyless) |        |        |        |        |        |                         |                         |       |       | year: 2014 →       |                        |                  |            |                  |              |                     |                       |                    |                     | with Keyless System |                |                    |          |                  |           |                           |                     |                    |                     | program No: 14147 |                   |                   |     |          |                         |                              |                 |    |   | from: 2023-01-12 |   |   |   |   |   |   |   |   |   |   |   |   |   |   |   |   |   |
|--------------------------------|--------|--------|--------|--------|--------|-------------------------|-------------------------|-------|-------|--------------------|------------------------|------------------|------------|------------------|--------------|---------------------|-----------------------|--------------------|---------------------|---------------------|----------------|--------------------|----------|------------------|-----------|---------------------------|---------------------|--------------------|---------------------|-------------------|-------------------|-------------------|-----|----------|-------------------------|------------------------------|-----------------|----|---|------------------|---|---|---|---|---|---|---|---|---|---|---|---|---|---|---|---|---|
| connector 8 pin                |        |        |        |        |        |                         |                         | OUT + |       | OUT -              |                        | connector 15 pin |            |                  |              |                     |                       |                    |                     | OUT +               |                | OUT -              |          | connector 10 pin |           |                           |                     |                    |                     |                   |                   | OUT +             |     | OUT -    |                         |                              |                 |    |   |                  |   |   |   |   |   |   |   |   |   |   |   |   |   |   |   |   |   |
| CAN H                          | CAN L  | CAN H  | CAN L  | CAN H  | CAN L  | CAN H                   | CAN L                   | OUT + | OUT - | OUT                | OUT                    | OUT              | OUT        | OUT              | OUT          | OUT                 | OUT                   | OUT                | OUT                 | OUT +               | OUT -          | OUT                | IN       | IN               | IN        | IN                        | IN                  | IN                 | IN                  | IN                | IN                | IN                | IN  | IN       | IN                      | IN                           | IN              | IN |   |                  |   |   |   |   |   |   |   |   |   |   |   |   |   |   |   |   |   |
| CAN1-H                         | CAN1-L | CAN2-H | CAN2-L | CAN3-H | CAN3-L | Alt. contr. centr. lock | Alt. contr. centr. lock |       |       | Driver door sensor | Passengers door sensor | Trunk lid        | Hood sense | Original alarm++ | Arming state | Lock factory remote | Unlock factory remote | Any button pressed | Handbrake / Parking | Speed 10kmph        | Engine running | Engine speed (RPM) | Ignition | Key inserted     | Footbrake | Drivers door opening sim. | Turn off the engine | Turn on the engine | Turn signal control | Trunk release     | Opening all doors | Closing all doors | GND | PWR +12V | Contr. of factory alarm | Contr.c.lock. when ign.is on | Comfort closure |    |   |                  |   |   |   |   |   |   |   |   |   |   |   |   |   |   |   |   |   |
| 1                              | 2      | 3      | 4      | 5      | 6      | 7                       | 8                       | +     | +     | 1                  | 2                      | 3                | 4          | 5                | 6            | 7                   | 8                     | 9                  | 10                  | 11                  | 12             | 13                 | 14       | 15               | 1         | 2                         | 3                   | 4                  | 5                   | 6                 | 7                 | 8                 | 9   | 10       | +                       | +                            | +               | +  | + | +                | + | + | + | + | + | + | + | + | + | + | + | + | + | + | + | + | + |

Attention:

Switches

| PEUGEOT 508 (Active) (Hybrid) |        |        |        |        |        |                         |                         |       |       | year: 2012 →       |                        |                  |            |                  |              |                     |                       |                    |                     | without Keyless System |                |                    |          |                  |           |                           |                     |                    |                     | program No: 12925 |                   |                   |     |          |                         |                              |                 |    |   | from: 2023-01-12 |   |   |   |   |   |   |   |   |   |   |   |   |   |   |   |   |   |
|-------------------------------|--------|--------|--------|--------|--------|-------------------------|-------------------------|-------|-------|--------------------|------------------------|------------------|------------|------------------|--------------|---------------------|-----------------------|--------------------|---------------------|------------------------|----------------|--------------------|----------|------------------|-----------|---------------------------|---------------------|--------------------|---------------------|-------------------|-------------------|-------------------|-----|----------|-------------------------|------------------------------|-----------------|----|---|------------------|---|---|---|---|---|---|---|---|---|---|---|---|---|---|---|---|---|
| connector 8 pin               |        |        |        |        |        |                         |                         | OUT + |       | OUT -              |                        | connector 15 pin |            |                  |              |                     |                       |                    |                     | OUT +                  |                | OUT -              |          | connector 10 pin |           |                           |                     |                    |                     |                   |                   | OUT +             |     | OUT -    |                         |                              |                 |    |   |                  |   |   |   |   |   |   |   |   |   |   |   |   |   |   |   |   |   |
| CAN H                         | CAN L  | CAN H  | CAN L  | CAN H  | CAN L  | CAN H                   | CAN L                   | OUT + | OUT - | OUT                | OUT                    | OUT              | OUT        | OUT              | OUT          | OUT                 | OUT                   | OUT                | OUT                 | OUT +                  | OUT -          | OUT                | IN       | IN               | IN        | IN                        | IN                  | IN                 | IN                  | IN                | IN                | IN                | IN  | IN       | IN                      | IN                           | IN              | IN |   |                  |   |   |   |   |   |   |   |   |   |   |   |   |   |   |   |   |   |
| CAN1-H                        | CAN1-L | CAN2-H | CAN2-L | CAN3-H | CAN3-L | Alt. contr. centr. lock | Alt. contr. centr. lock |       |       | Driver door sensor | Passengers door sensor | Trunk lid        | Hood sense | Original alarm++ | Arming state | Lock factory remote | Unlock factory remote | Any button pressed | Handbrake / Parking | Speed 10kmph           | Engine running | Engine speed (RPM) | Ignition | Key inserted     | Footbrake | Drivers door opening sim. | Turn off the engine | Turn on the engine | Turn signal control | Trunk release     | Opening all doors | Closing all doors | GND | PWR +12V | Contr. of factory alarm | Contr.c.lock. when ign.is on | Comfort closure |    |   |                  |   |   |   |   |   |   |   |   |   |   |   |   |   |   |   |   |   |
| 1                             | 2      | 3      | 4      | 5      | 6      | 7                       | 8                       | +     | +     | 1                  | 2                      | 3                | 4          | 5                | 6            | 7                   | 8                     | 9                  | 10                  | 11                     | 12             | 13                 | 14       | 15               | 1         | 2                         | 3                   | 4                  | 5                   | 6                 | 7                 | 8                 | 9   | 10       | +                       | +                            | +               | +  | + | +                | + | + | + | + | + | + | + | + | + | + | + | + | + | + | + | + | + |

Attention:

Switches

| PEUGEOT 508     |        |        |        |        |        |                         |                         |       |       | year: 2011 →       |                        |                  |            |                  |              |                     |                       |                    |                     | with and without Keyless System (with factory alarm) |                |                    |          |                  |           |                           |                     |                    |                     | program No: 11298 |                   |                   |     |          |                         |                              |                 |    |   | from: 2020-03-24 |   |   |   |   |   |   |   |   |   |   |   |   |   |   |   |   |   |
|-----------------|--------|--------|--------|--------|--------|-------------------------|-------------------------|-------|-------|--------------------|------------------------|------------------|------------|------------------|--------------|---------------------|-----------------------|--------------------|---------------------|------------------------------------------------------|----------------|--------------------|----------|------------------|-----------|---------------------------|---------------------|--------------------|---------------------|-------------------|-------------------|-------------------|-----|----------|-------------------------|------------------------------|-----------------|----|---|------------------|---|---|---|---|---|---|---|---|---|---|---|---|---|---|---|---|---|
| connector 8 pin |        |        |        |        |        |                         |                         | OUT + |       | OUT -              |                        | connector 15 pin |            |                  |              |                     |                       |                    |                     | OUT +                                                |                | OUT -              |          | connector 10 pin |           |                           |                     |                    |                     |                   |                   | OUT +             |     | OUT -    |                         |                              |                 |    |   |                  |   |   |   |   |   |   |   |   |   |   |   |   |   |   |   |   |   |
| CAN H           | CAN L  | CAN H  | CAN L  | CAN H  | CAN L  | CAN H                   | CAN L                   | OUT + | OUT - | OUT                | OUT                    | OUT              | OUT        | OUT              | OUT          | OUT                 | OUT                   | OUT                | OUT                 | OUT +                                                | OUT -          | OUT                | IN       | IN               | IN        | IN                        | IN                  | IN                 | IN                  | IN                | IN                | IN                | IN  | IN       | IN                      | IN                           | IN              | IN |   |                  |   |   |   |   |   |   |   |   |   |   |   |   |   |   |   |   |   |
| CAN1-H          | CAN1-L | CAN2-H | CAN2-L | CAN3-H | CAN3-L | Alt. contr. centr. lock | Alt. contr. centr. lock |       |       | Driver door sensor | Passengers door sensor | Trunk lid        | Hood sense | Original alarm++ | Arming state | Lock factory remote | Unlock factory remote | Any button pressed | Handbrake / Parking | Speed 10kmph                                         | Engine running | Engine speed (RPM) | Ignition | Key inserted     | Footbrake | Drivers door opening sim. | Turn off the engine | Turn on the engine | Turn signal control | Trunk release     | Opening all doors | Closing all doors | GND | PWR +12V | Contr. of factory alarm | Contr.c.lock. when ign.is on | Comfort closure |    |   |                  |   |   |   |   |   |   |   |   |   |   |   |   |   |   |   |   |   |
| 1               | 2      | 3      | 4      | 5      | 6      | 7                       | 8                       | +     | +     | 1                  | 2                      | 3                | 4          | 5                | 6            | 7                   | 8                     | 9                  | 10                  | 11                                                   | 12             | 13                 | 14       | 15               | 1         | 2                         | 3                   | 4                  | 5                   | 6                 | 7                 | 8                 | 9   | 10       | +                       | +                            | +               | +  | + | +                | + | + | + | + | + | + | + | + | + | + | + | + | + | + | + | + | + |

Attention:

Switches

| PEUGEOT 508 (Allure) (Keyless) |        |        |        |        |        |                         |                         |       |       | year: 2010 →       |                        |                  |            |                  |              |                     |                       |                    |                     | with Keyless System |                |                    |          |                  |           |                           |                     |                    |                     | program No: 12953 |                   |                   |     |          |                         |                              |                 |    |   | from: 2023-01-12 |   |   |   |   |   |   |   |   |   |   |   |   |   |   |   |   |   |
|--------------------------------|--------|--------|--------|--------|--------|-------------------------|-------------------------|-------|-------|--------------------|------------------------|------------------|------------|------------------|--------------|---------------------|-----------------------|--------------------|---------------------|---------------------|----------------|--------------------|----------|------------------|-----------|---------------------------|---------------------|--------------------|---------------------|-------------------|-------------------|-------------------|-----|----------|-------------------------|------------------------------|-----------------|----|---|------------------|---|---|---|---|---|---|---|---|---|---|---|---|---|---|---|---|---|
| connector 8 pin                |        |        |        |        |        |                         |                         | OUT + |       | OUT -              |                        | connector 15 pin |            |                  |              |                     |                       |                    |                     | OUT +               |                | OUT -              |          | connector 10 pin |           |                           |                     |                    |                     |                   |                   | OUT +             |     | OUT -    |                         |                              |                 |    |   |                  |   |   |   |   |   |   |   |   |   |   |   |   |   |   |   |   |   |
| CAN H                          | CAN L  | CAN H  | CAN L  | CAN H  | CAN L  | CAN H                   | CAN L                   | OUT + | OUT - | OUT                | OUT                    | OUT              | OUT        | OUT              | OUT          | OUT                 | OUT                   | OUT                | OUT                 | OUT +               | OUT -          | OUT                | IN       | IN               | IN        | IN                        | IN                  | IN                 | IN                  | IN                | IN                | IN                | IN  | IN       | IN                      | IN                           | IN              | IN |   |                  |   |   |   |   |   |   |   |   |   |   |   |   |   |   |   |   |   |
| CAN1-H                         | CAN1-L | CAN2-H | CAN2-L | CAN3-H | CAN3-L | Alt. contr. centr. lock | Alt. contr. centr. lock |       |       | Driver door sensor | Passengers door sensor | Trunk lid        | Hood sense | Original alarm++ | Arming state | Lock factory remote | Unlock factory remote | Any button pressed | Handbrake / Parking | Speed 10kmph        | Engine running | Engine speed (RPM) | Ignition | Key inserted     | Footbrake | Drivers door opening sim. | Turn off the engine | Turn on the engine | Turn signal control | Trunk release     | Opening all doors | Closing all doors | GND | PWR +12V | Contr. of factory alarm | Contr.c.lock. when ign.is on | Comfort closure |    |   |                  |   |   |   |   |   |   |   |   |   |   |   |   |   |   |   |   |   |
| 1                              | 2      | 3      | 4      | 5      | 6      | 7                       | 8                       | +     | +     | 1                  | 2                      | 3                | 4          | 5                | 6            | 7                   | 8                     | 9                  | 10                  | 11                  | 12             | 13                 | 14       | 15               | 1         | 2                         | 3                   | 4                  | 5                   | 6                 | 7                 | 8                 | 9   | 10       | +                       | +                            | +               | +  | + | +                | + | + | + | + | + | + | + | + | + | + | + | + | + | + | + | + | + |

Attention:

Switches

| PEUGEOT 607 (Z9) |        |        |        |        |        |                         |                         |       |       | year: 2005 →       |                        |                  |            |                  |              |                     |                       |                    |                     | (with factory alarm) |                |                    |          |                  |           |                           |                     |                    |                     | program No: 11143 |                   |                   |     |          |                         |                              |                 |    |   | from: 2017-09-01 |   |   |   |   |   |   |   |   |   |   |   |   |   |   |   |   |   |
|------------------|--------|--------|--------|--------|--------|-------------------------|-------------------------|-------|-------|--------------------|------------------------|------------------|------------|------------------|--------------|---------------------|-----------------------|--------------------|---------------------|----------------------|----------------|--------------------|----------|------------------|-----------|---------------------------|---------------------|--------------------|---------------------|-------------------|-------------------|-------------------|-----|----------|-------------------------|------------------------------|-----------------|----|---|------------------|---|---|---|---|---|---|---|---|---|---|---|---|---|---|---|---|---|
| connector 8 pin  |        |        |        |        |        |                         |                         | OUT + |       | OUT -              |                        | connector 15 pin |            |                  |              |                     |                       |                    |                     | OUT +                |                | OUT -              |          | connector 10 pin |           |                           |                     |                    |                     |                   |                   | OUT +             |     | OUT -    |                         |                              |                 |    |   |                  |   |   |   |   |   |   |   |   |   |   |   |   |   |   |   |   |   |
| CAN H            | CAN L  | CAN H  | CAN L  | CAN H  | CAN L  | CAN H                   | CAN L                   | OUT + | OUT - | OUT                | OUT                    | OUT              | OUT        | OUT              | OUT          | OUT                 | OUT                   | OUT                | OUT                 | OUT +                | OUT -          | OUT                | IN       | IN               | IN        | IN                        | IN                  | IN                 | IN                  | IN                | IN                | IN                | IN  | IN       | IN                      | IN                           | IN              | IN |   |                  |   |   |   |   |   |   |   |   |   |   |   |   |   |   |   |   |   |
| CAN1-H           | CAN1-L | CAN2-H | CAN2-L | CAN3-H | CAN3-L | Alt. contr. centr. lock | Alt. contr. centr. lock |       |       | Driver door sensor | Passengers door sensor | Trunk lid        | Hood sense | Original alarm++ | Arming state | Lock factory remote | Unlock factory remote | Any button pressed | Handbrake / Parking | Speed 10kmph         | Engine running | Engine speed (RPM) | Ignition | Key inserted     | Footbrake | Drivers door opening sim. | Turn off the engine | Turn on the engine | Turn signal control | Trunk release     | Opening all doors | Closing all doors | GND | PWR +12V | Contr. of factory alarm | Contr.c.lock. when ign.is on | Comfort closure |    |   |                  |   |   |   |   |   |   |   |   |   |   |   |   |   |   |   |   |   |
| 1                | 2      | 3      | 4      | 5      | 6      | 7                       | 8                       | +     | +     | 1                  | 2                      | 3                | 4          | 5                | 6            | 7                   | 8                     | 9                  | 10                  | 11                   | 12             | 13                 | 14       | 15               | 1         | 2                         | 3                   | 4                  | 5                   | 6                 | 7                 | 8                 | 9   | 10       | +                       | +                            | +               | +  | + | +                | + | + | + | + | + | + | + | + | + | + | + | + | + | + | + | + | + |

Attention:

Switches

PEUGEOT 607 (Z9)

year: 2005 →

(without factory alarm)

program №: 11193

from: 2017-09-01

Table with 8 columns: CAN H, CAN L, CAN H, CAN L, CAN H, CAN L, OUT +, OUT -. Rows include CAN1-H, CAN1-L, CAN2-H, CAN2-L, CAN3-H, CAN3-L, Alternative blink control, and Alt. contr. centr. lock.

Table with 15 columns: Driver door sensor, Passengers door sensor, Trunk lid, Hood sense, Original alarm++, Arming state, Lock factory remote, Unlock factory remote, Any button pressed, Handbrake / Parking, Speed 10kmph, Engine running, Engine speed (RPM), Ignition, Key inserted.

Table with 10 columns: Footbrake, Drivers door opening sim., Turn off the engine, Turn on the engine, Turn signal control, Trunk release, Opening all doors, Closing all doors, GND, PWR +12V.

Attention:

PEUGEOT 807

year: 2006 →

(with factory alarm)

program №: 11143

from: 2017-09-01

Table with 8 columns: CAN H, CAN L, CAN H, CAN L, CAN H, CAN L, OUT +, OUT -. Rows include CAN1-H, CAN1-L, CAN2-H, CAN2-L, CAN3-H, CAN3-L, Alternative blink control, and Alt. contr. centr. lock.

Table with 15 columns: Driver door sensor, Passengers door sensor, Trunk lid, Hood sense, Original alarm++, Arming state, Lock factory remote, Unlock factory remote, Any button pressed, Handbrake / Parking, Speed 10kmph, Engine running, Engine speed (RPM), Ignition, Key inserted.

Table with 10 columns: Footbrake, Drivers door opening sim., Turn off the engine, Turn on the engine, Turn signal control, Trunk release, Opening all doors, Closing all doors, GND, PWR +12V.

Attention:

PEUGEOT 807

year: 2006 →

(without factory alarm)

program №: 11193

from: 2017-09-01

Table with 8 columns: CAN H, CAN L, CAN H, CAN L, CAN H, CAN L, OUT +, OUT -. Rows include CAN1-H, CAN1-L, CAN2-H, CAN2-L, CAN3-H, CAN3-L, Alternative blink control, and Alt. contr. centr. lock.

Table with 15 columns: Driver door sensor, Passengers door sensor, Trunk lid, Hood sense, Original alarm++, Arming state, Lock factory remote, Unlock factory remote, Any button pressed, Handbrake / Parking, Speed 10kmph, Engine running, Engine speed (RPM), Ignition, Key inserted.

Table with 10 columns: Footbrake, Drivers door opening sim., Turn off the engine, Turn on the engine, Turn signal control, Trunk release, Opening all doors, Closing all doors, GND, PWR +12V.

Attention:

PEUGEOT BIPPER

year: 2008 →

(without factory alarm)

program №: 11127

from: 2017-09-01

Table with 8 columns: CAN H, CAN L, CAN H, CAN L, CAN H, CAN L, OUT +, OUT -. Rows include CAN1-H, CAN1-L, CAN2-H, CAN2-L, CAN3-H, CAN3-L, Alternative blink control, and Alt. contr. centr. lock.

Table with 15 columns: Driver door sensor, Passengers door sensor, Trunk lid, Hood sense, Original alarm++, Arming state, Lock factory remote, Unlock factory remote, Any button pressed, Handbrake / Parking, Speed 10kmph, Engine running, Engine speed (RPM), Ignition, Key inserted.

Table with 10 columns: Footbrake, Drivers door opening sim., Turn off the engine, Turn on the engine, Turn signal control, Trunk release, Opening all doors, Closing all doors, GND, PWR +12V.

Attention:

PEUGEOT BOXER (EURO 6)

year: 2020 →

program №: 13326

from: 2022-12-29

Table with 8 columns: CAN H, CAN L, CAN H, CAN L, CAN H, CAN L, OUT +, OUT -. Rows include CAN1-H, CAN1-L, CAN2-H, CAN2-L, CAN3-H, CAN3-L, Alternative blink control, and Alt. contr. centr. lock.

Table with 15 columns: Driver door sensor, Passengers door sensor, Trunk lid, Hood sense, Original alarm++, Arming state, Lock factory remote, Unlock factory remote, Any button pressed, Handbrake / Parking, Speed 10kmph, Engine running, Engine speed (RPM), Ignition, Key inserted.

Table with 10 columns: Footbrake, Drivers door opening sim., Turn off the engine, Turn on the engine, Turn signal control, Trunk release, Opening all doors, Closing all doors, GND, PWR +12V.

Attention:

Switches



| PEUGEOT e-2008 (GT) (Electric) (Keyless) |        |        |                  |        |        |                           |                         |                    |                        |           | year: 2020 →     | with Keyless System (with factory alarm)       | program №: 13327 | from: 2023-01-12    |                       |                    |                     |              |                |                    |          |              |           |                           |                     |                    |                     |               |                   |                   |     |          |                         |                              |                 |
|------------------------------------------|--------|--------|------------------|--------|--------|---------------------------|-------------------------|--------------------|------------------------|-----------|------------------|------------------------------------------------|------------------|---------------------|-----------------------|--------------------|---------------------|--------------|----------------|--------------------|----------|--------------|-----------|---------------------------|---------------------|--------------------|---------------------|---------------|-------------------|-------------------|-----|----------|-------------------------|------------------------------|-----------------|
| connector 8 pin                          |        |        | connector 15 pin |        |        |                           |                         |                    |                        |           | connector 10 pin |                                                |                  |                     |                       |                    |                     |              |                |                    |          |              |           |                           |                     |                    |                     |               |                   |                   |     |          |                         |                              |                 |
| CAN H                                    | CAN L  | CAN H  | CAN L            | CAN H  | CAN L  | OUT +                     | OUT -                   | OUT                | OUT                    | OUT       | OUT              | OUT                                            | OUT              | OUT                 | OUT                   | OUT                | OUT                 | OUT          | OUT            | OUT                | OUT      | OUT          | OUT       | OUT                       | OUT                 | OUT                | OUT                 | OUT           | OUT               |                   |     |          |                         |                              |                 |
| CAN1-H                                   | CAN1-L | CAN2-H | CAN2-L           | CAN3-H | CAN3-L | Alternative blink control | Alt. contr. centr. lock | Driver door sensor | Passengers door sensor | Trunk lid | Hood sense       | Original alarm++                               | Arming state     | Lock factory remote | Unlock factory remote | Any button pressed | Handbrake / Parking | Speed 10kmph | Engine running | Engine speed (RPM) | Ignition | Key inserted | Footbrake | Drivers door opening sim. | Turn off the engine | Turn on the engine | Turn signal control | Trunk release | Opening all doors | Closing all doors | GND | PWR +12V | Contr. of factory alarm | Contr.c.lock. when ign.is on | Comfort closure |
| 1                                        | 2      | 3      | 4                | 5      | 6      | 7                         | 8                       | 1                  | 2                      | 3         | 4                | 5                                              | 6                | 7                   | 8                     | 9                  | 10                  | 11           | 12             | 13                 | 14       | 15           | 1         | 2                         | 3                   | 4                  | 5                   | 6             | 7                 | 8                 | 9   | 10       |                         |                              |                 |
| +                                        | +      | +      | +                | +      | +      | +                         | +                       | +                  | +                      | +         | +                | +                                              | +                | +                   | +                     | +                  | +                   | +            | +              | +                  | +        | +            | +         | +                         | +                   | +                  | +                   | +             | +                 | +                 | +   | +        | +                       | +                            | +               |
| Attention:                               |        |        |                  |        |        |                           |                         |                    |                        |           |                  |                                                |                  |                     |                       |                    |                     |              |                |                    |          |              |           |                           |                     |                    |                     |               |                   |                   |     |          |                         |                              |                 |
| Switches                                 |        |        |                  |        |        |                           |                         |                    |                        |           |                  |                                                |                  |                     |                       |                    |                     |              |                |                    |          |              |           |                           |                     |                    |                     |               |                   |                   |     |          |                         |                              |                 |
| PEUGEOT e-2008 (Electric) (Keyless)      |        |        |                  |        |        |                           |                         |                    |                        |           | year: 2020 →     | with Keyless System (without factory alarm)    | program №: 14356 | from: 2023-01-12    |                       |                    |                     |              |                |                    |          |              |           |                           |                     |                    |                     |               |                   |                   |     |          |                         |                              |                 |
| connector 8 pin                          |        |        | connector 15 pin |        |        |                           |                         |                    |                        |           | connector 10 pin |                                                |                  |                     |                       |                    |                     |              |                |                    |          |              |           |                           |                     |                    |                     |               |                   |                   |     |          |                         |                              |                 |
| CAN1-H                                   | CAN1-L | CAN2-H | CAN2-L           | CAN3-H | CAN3-L | Alternative blink control | Alt. contr. centr. lock | Driver door sensor | Passengers door sensor | Trunk lid | Hood sense       | Original alarm++                               | Arming state     | Lock factory remote | Unlock factory remote | Any button pressed | Handbrake / Parking | Speed 10kmph | Engine running | Engine speed (RPM) | Ignition | Key inserted | Footbrake | Drivers door opening sim. | Turn off the engine | Turn on the engine | Turn signal control | Trunk release | Opening all doors | Closing all doors | GND | PWR +12V | Contr. of factory alarm | Contr.c.lock. when ign.is on | Comfort closure |
| 1                                        | 2      | 3      | 4                | 5      | 6      | 7                         | 8                       | 1                  | 2                      | 3         | 4                | 5                                              | 6                | 7                   | 8                     | 9                  | 10                  | 11           | 12             | 13                 | 14       | 15           | 1         | 2                         | 3                   | 4                  | 5                   | 6             | 7                 | 8                 | 9   | 10       |                         |                              |                 |
| +                                        | +      | +      | +                | +      | +      | +                         | +                       | +                  | +                      | +         | +                | +                                              | +                | +                   | +                     | +                  | +                   | +            | +              | +                  | +        | +            | +         | +                         | +                   | +                  | +                   | +             | +                 | +                 | +   | +        | +                       | +                            | +               |
| Attention:                               |        |        |                  |        |        |                           |                         |                    |                        |           |                  |                                                |                  |                     |                       |                    |                     |              |                |                    |          |              |           |                           |                     |                    |                     |               |                   |                   |     |          |                         |                              |                 |
| Switches                                 |        |        |                  |        |        |                           |                         |                    |                        |           |                  |                                                |                  |                     |                       |                    |                     |              |                |                    |          |              |           |                           |                     |                    |                     |               |                   |                   |     |          |                         |                              |                 |
| PEUGEOT e-208 (Electric) (Keyless)       |        |        |                  |        |        |                           |                         |                    |                        |           | year: 2019 →     | with Keyless System (with factory alarm)       | program №: 13129 | from: 2023-01-12    |                       |                    |                     |              |                |                    |          |              |           |                           |                     |                    |                     |               |                   |                   |     |          |                         |                              |                 |
| connector 8 pin                          |        |        | connector 15 pin |        |        |                           |                         |                    |                        |           | connector 10 pin |                                                |                  |                     |                       |                    |                     |              |                |                    |          |              |           |                           |                     |                    |                     |               |                   |                   |     |          |                         |                              |                 |
| CAN1-H                                   | CAN1-L | CAN2-H | CAN2-L           | CAN3-H | CAN3-L | Alternative blink control | Alt. contr. centr. lock | Driver door sensor | Passengers door sensor | Trunk lid | Hood sense       | Original alarm++                               | Arming state     | Lock factory remote | Unlock factory remote | Any button pressed | Handbrake / Parking | Speed 10kmph | Engine running | Engine speed (RPM) | Ignition | Key inserted | Footbrake | Drivers door opening sim. | Turn off the engine | Turn on the engine | Turn signal control | Trunk release | Opening all doors | Closing all doors | GND | PWR +12V | Contr. of factory alarm | Contr.c.lock. when ign.is on | Comfort closure |
| 1                                        | 2      | 3      | 4                | 5      | 6      | 7                         | 8                       | 1                  | 2                      | 3         | 4                | 5                                              | 6                | 7                   | 8                     | 9                  | 10                  | 11           | 12             | 13                 | 14       | 15           | 1         | 2                         | 3                   | 4                  | 5                   | 6             | 7                 | 8                 | 9   | 10       |                         |                              |                 |
| +                                        | +      | +      | +                | +      | +      | +                         | +                       | +                  | +                      | +         | +                | +                                              | +                | +                   | +                     | +                  | +                   | +            | +              | +                  | +        | +            | +         | +                         | +                   | +                  | +                   | +             | +                 | +                 | +   | +        | +                       | +                            | +               |
| Attention:                               |        |        |                  |        |        |                           |                         |                    |                        |           |                  |                                                |                  |                     |                       |                    |                     |              |                |                    |          |              |           |                           |                     |                    |                     |               |                   |                   |     |          |                         |                              |                 |
| Switches                                 |        |        |                  |        |        |                           |                         |                    |                        |           |                  |                                                |                  |                     |                       |                    |                     |              |                |                    |          |              |           |                           |                     |                    |                     |               |                   |                   |     |          |                         |                              |                 |
| PEUGEOT e-EXPERT (Electric) (Keyless)    |        |        |                  |        |        |                           |                         |                    |                        |           | year: 2024 →     | with Keyless System (with factory alarm)       | program №: 15114 | from: 2023-10-23    |                       |                    |                     |              |                |                    |          |              |           |                           |                     |                    |                     |               |                   |                   |     |          |                         |                              |                 |
| connector 8 pin                          |        |        | connector 15 pin |        |        |                           |                         |                    |                        |           | connector 10 pin |                                                |                  |                     |                       |                    |                     |              |                |                    |          |              |           |                           |                     |                    |                     |               |                   |                   |     |          |                         |                              |                 |
| CAN1-H                                   | CAN1-L | CAN2-H | CAN2-L           | CAN3-H | CAN3-L | Alternative blink control | Alt. contr. centr. lock | Driver door sensor | Passengers door sensor | Trunk lid | Hood sense       | Original alarm++                               | Arming state     | Lock factory remote | Unlock factory remote | Any button pressed | Handbrake / Parking | Speed 10kmph | Engine running | Engine speed (RPM) | Ignition | Key inserted | Footbrake | Drivers door opening sim. | Turn off the engine | Turn on the engine | Turn signal control | Trunk release | Opening all doors | Closing all doors | GND | PWR +12V | Contr. of factory alarm | Contr.c.lock. when ign.is on | Comfort closure |
| 1                                        | 2      | 3      | 4                | 5      | 6      | 7                         | 8                       | 1                  | 2                      | 3         | 4                | 5                                              | 6                | 7                   | 8                     | 9                  | 10                  | 11           | 12             | 13                 | 14       | 15           | 1         | 2                         | 3                   | 4                  | 5                   | 6             | 7                 | 8                 | 9   | 10       |                         |                              |                 |
| +                                        | +      | +      | +                | +      | +      | +                         | +                       | +                  | +                      | +         | +                | +                                              | +                | +                   | +                     | +                  | +                   | +            | +              | +                  | +        | +            | +         | +                         | +                   | +                  | +                   | +             | +                 | +                 | +   | +        | +                       | +                            | +               |
| Attention:                               |        |        |                  |        |        |                           |                         |                    |                        |           |                  |                                                |                  |                     |                       |                    |                     |              |                |                    |          |              |           |                           |                     |                    |                     |               |                   |                   |     |          |                         |                              |                 |
| Switches                                 |        |        |                  |        |        |                           |                         |                    |                        |           |                  |                                                |                  |                     |                       |                    |                     |              |                |                    |          |              |           |                           |                     |                    |                     |               |                   |                   |     |          |                         |                              |                 |
| PEUGEOT E-PARTNER (Electric)             |        |        |                  |        |        |                           |                         |                    |                        |           | year: 2022 →     | without Keyless System (without factory alarm) | program №: 14692 | from: 2023-10-23    |                       |                    |                     |              |                |                    |          |              |           |                           |                     |                    |                     |               |                   |                   |     |          |                         |                              |                 |
| connector 8 pin                          |        |        | connector 15 pin |        |        |                           |                         |                    |                        |           | connector 10 pin |                                                |                  |                     |                       |                    |                     |              |                |                    |          |              |           |                           |                     |                    |                     |               |                   |                   |     |          |                         |                              |                 |
| CAN1-H                                   | CAN1-L | CAN2-H | CAN2-L           | CAN3-H | CAN3-L | Alternative blink control | Alt. contr. centr. lock | Driver door sensor | Passengers door sensor | Trunk lid | Hood sense       | Original alarm++                               | Arming state     | Lock factory remote | Unlock factory remote | Any button pressed | Handbrake / Parking | Speed 10kmph | Engine running | Engine speed (RPM) | Ignition | Key inserted | Footbrake | Drivers door opening sim. | Turn off the engine | Turn on the engine | Turn signal control | Trunk release | Opening all doors | Closing all doors | GND | PWR +12V | Contr. of factory alarm | Contr.c.lock. when ign.is on | Comfort closure |
| 1                                        | 2      | 3      | 4                | 5      | 6      | 7                         | 8                       | 1                  | 2                      | 3         | 4                | 5                                              | 6                | 7                   | 8                     | 9                  | 10                  | 11           | 12             | 13                 | 14       | 15           | 1         | 2                         | 3                   | 4                  | 5                   | 6             | 7                 | 8                 | 9   | 10       |                         |                              |                 |
| +                                        | +      | +      | +                | +      | +      | +                         | +                       | +                  | +                      | +         | +                | +                                              | +                | +                   | +                     | +                  | +                   | +            | +              | +                  | +        | +            | +         | +                         | +                   | +                  | +                   | +             | +                 | +                 | +   | +        | +                       | +                            | +               |
| Attention:                               |        |        |                  |        |        |                           |                         |                    |                        |           |                  |                                                |                  |                     |                       |                    |                     |              |                |                    |          |              |           |                           |                     |                    |                     |               |                   |                   |     |          |                         |                              |                 |
| Switches                                 |        |        |                  |        |        |                           |                         |                    |                        |           |                  |                                                |                  |                     |                       |                    |                     |              |                |                    |          |              |           |                           |                     |                    |                     |               |                   |                   |     |          |                         |                              |                 |



| PEUGEOT e-RIFTER (Electric) (Keyless) |        |        |        |        |        |                           |       |                         |       | year: 2024 →       |                        |                  |            |                  |              |                     |                       |                    |                     | with Keyless System (with factory alarm) |                |                    |          |                  |           |                           |                     |                    |                     | program №: 15115 |                   |                   |     |          |                         |                              |                 |   |   | from: 2023-10-23 |   |   |   |    |   |   |   |   |   |   |   |   |   |
|---------------------------------------|--------|--------|--------|--------|--------|---------------------------|-------|-------------------------|-------|--------------------|------------------------|------------------|------------|------------------|--------------|---------------------|-----------------------|--------------------|---------------------|------------------------------------------|----------------|--------------------|----------|------------------|-----------|---------------------------|---------------------|--------------------|---------------------|------------------|-------------------|-------------------|-----|----------|-------------------------|------------------------------|-----------------|---|---|------------------|---|---|---|----|---|---|---|---|---|---|---|---|---|
| connector 8 pin                       |        |        |        |        |        |                           |       | OUT +                   |       | OUT -              |                        | connector 15 pin |            |                  |              |                     |                       |                    |                     | OUT +                                    |                | OUT -              |          | connector 10 pin |           |                           |                     |                    |                     |                  |                   | OUT +             |     | OUT -    |                         |                              |                 |   |   |                  |   |   |   |    |   |   |   |   |   |   |   |   |   |
| CAN H                                 | CAN L  | CAN H  | CAN L  | CAN H  | CAN L  | CAN H                     | CAN L | OUT +                   | OUT - | 1                  | 2                      | 3                | 4          | 5                | 6            | 7                   | 8                     | 9                  | 10                  | 11                                       | 12             | 13                 | 14       | 15               | 1         | 2                         | 3                   | 4                  | 5                   | 6                | 7                 | 8                 | 9   | 10       | 1                       | 2                            | 3               | 4 | 5 | 6                | 7 | 8 | 9 | 10 |   |   |   |   |   |   |   |   |   |
| CAN1-H                                | CAN1-L | CAN2-H | CAN2-L | CAN3-H | CAN3-L | Alternative blink control |       | Alt. contr. centr. lock |       | Driver door sensor | Passengers door sensor | Trunk lid        | Hood sense | Original alarm++ | Arming state | Lock factory remote | Unlock factory remote | Any button pressed | Handbrake / Parking | Speed 10kmph                             | Engine running | Engine speed (RPM) | Ignition | Key inserted     | Footbrake | Drivers door opening sim. | Turn off the engine | Turn on the engine | Turn signal control | Trunk release    | Opening all doors | Closing all doors | GND | PWR +12V | Contr. of factory alarm | Contr.c.lock. when ign.is on | Comfort closure |   |   |                  |   |   |   |    |   |   |   |   |   |   |   |   |   |
| +                                     | +      | +      | +      | +      | +      | +                         | +     | +                       | +     | +                  | +                      | +                | +          | +                | +            | +                   | +                     | +                  | +                   | +                                        | +              | +                  | +        | +                | +         | +                         | +                   | +                  | +                   | +                | +                 | +                 | +   | +        | +                       | +                            | +               | + | + | +                | + | + | + | +  | + | + | + | + | + | + | + | + | + |

Attention:



| PEUGEOT e-TRAVELLER (Electric) (Keysless) |        |        |        |        |        |                           |       |                         |       | year: 2024 →       |                        |                  |            |                  |              |                     |                       |                    |                     | with Keyless System (with factory alarm) |                |                    |          |                  |           |                           |                     |                    |                     | program №: 15113 |                   |                   |     |          |                         |                              |                 |   |   | from: 2023-10-23 |   |   |   |    |   |   |   |   |   |   |   |   |   |
|-------------------------------------------|--------|--------|--------|--------|--------|---------------------------|-------|-------------------------|-------|--------------------|------------------------|------------------|------------|------------------|--------------|---------------------|-----------------------|--------------------|---------------------|------------------------------------------|----------------|--------------------|----------|------------------|-----------|---------------------------|---------------------|--------------------|---------------------|------------------|-------------------|-------------------|-----|----------|-------------------------|------------------------------|-----------------|---|---|------------------|---|---|---|----|---|---|---|---|---|---|---|---|---|
| connector 8 pin                           |        |        |        |        |        |                           |       | OUT +                   |       | OUT -              |                        | connector 15 pin |            |                  |              |                     |                       |                    |                     | OUT +                                    |                | OUT -              |          | connector 10 pin |           |                           |                     |                    |                     |                  |                   | OUT +             |     | OUT -    |                         |                              |                 |   |   |                  |   |   |   |    |   |   |   |   |   |   |   |   |   |
| CAN H                                     | CAN L  | CAN H  | CAN L  | CAN H  | CAN L  | CAN H                     | CAN L | OUT +                   | OUT - | 1                  | 2                      | 3                | 4          | 5                | 6            | 7                   | 8                     | 9                  | 10                  | 11                                       | 12             | 13                 | 14       | 15               | 1         | 2                         | 3                   | 4                  | 5                   | 6                | 7                 | 8                 | 9   | 10       | 1                       | 2                            | 3               | 4 | 5 | 6                | 7 | 8 | 9 | 10 |   |   |   |   |   |   |   |   |   |
| CAN1-H                                    | CAN1-L | CAN2-H | CAN2-L | CAN3-H | CAN3-L | Alternative blink control |       | Alt. contr. centr. lock |       | Driver door sensor | Passengers door sensor | Trunk lid        | Hood sense | Original alarm++ | Arming state | Lock factory remote | Unlock factory remote | Any button pressed | Handbrake / Parking | Speed 10kmph                             | Engine running | Engine speed (RPM) | Ignition | Key inserted     | Footbrake | Drivers door opening sim. | Turn off the engine | Turn on the engine | Turn signal control | Trunk release    | Opening all doors | Closing all doors | GND | PWR +12V | Contr. of factory alarm | Contr.c.lock. when ign.is on | Comfort closure |   |   |                  |   |   |   |    |   |   |   |   |   |   |   |   |   |
| +                                         | +      | +      | +      | +      | +      | +                         | +     | +                       | +     | +                  | +                      | +                | +          | +                | +            | +                   | +                     | +                  | +                   | +                                        | +              | +                  | +        | +                | +         | +                         | +                   | +                  | +                   | +                | +                 | +                 | +   | +        | +                       | +                            | +               | + | + | +                | + | + | + | +  | + | + | + | + | + | + | + | + | + |

Attention:



| PEUGEOT EXPERT  |        |        |        |        |        |                           |       |                         |       | year: 2016 →       |                        |                  |            |                  |              |                     |                       |                    |                     | (with factory alarm) |                |                    |          |                  |           |                           |                     |                    |                     | program №: 13114 |                   |                   |     |          |                         |                              |                 |   |   | from: 2023-01-12 |   |   |   |    |   |   |   |   |   |   |   |   |   |
|-----------------|--------|--------|--------|--------|--------|---------------------------|-------|-------------------------|-------|--------------------|------------------------|------------------|------------|------------------|--------------|---------------------|-----------------------|--------------------|---------------------|----------------------|----------------|--------------------|----------|------------------|-----------|---------------------------|---------------------|--------------------|---------------------|------------------|-------------------|-------------------|-----|----------|-------------------------|------------------------------|-----------------|---|---|------------------|---|---|---|----|---|---|---|---|---|---|---|---|---|
| connector 8 pin |        |        |        |        |        |                           |       | OUT +                   |       | OUT -              |                        | connector 15 pin |            |                  |              |                     |                       |                    |                     | OUT +                |                | OUT -              |          | connector 10 pin |           |                           |                     |                    |                     |                  |                   | OUT +             |     | OUT -    |                         |                              |                 |   |   |                  |   |   |   |    |   |   |   |   |   |   |   |   |   |
| CAN H           | CAN L  | CAN H  | CAN L  | CAN H  | CAN L  | CAN H                     | CAN L | OUT +                   | OUT - | 1                  | 2                      | 3                | 4          | 5                | 6            | 7                   | 8                     | 9                  | 10                  | 11                   | 12             | 13                 | 14       | 15               | 1         | 2                         | 3                   | 4                  | 5                   | 6                | 7                 | 8                 | 9   | 10       | 1                       | 2                            | 3               | 4 | 5 | 6                | 7 | 8 | 9 | 10 |   |   |   |   |   |   |   |   |   |
| CAN1-H          | CAN1-L | CAN2-H | CAN2-L | CAN3-H | CAN3-L | Alternative blink control |       | Alt. contr. centr. lock |       | Driver door sensor | Passengers door sensor | Trunk lid        | Hood sense | Original alarm++ | Arming state | Lock factory remote | Unlock factory remote | Any button pressed | Handbrake / Parking | Speed 10kmph         | Engine running | Engine speed (RPM) | Ignition | Key inserted     | Footbrake | Drivers door opening sim. | Turn off the engine | Turn on the engine | Turn signal control | Trunk release    | Opening all doors | Closing all doors | GND | PWR +12V | Contr. of factory alarm | Contr.c.lock. when ign.is on | Comfort closure |   |   |                  |   |   |   |    |   |   |   |   |   |   |   |   |   |
| +               | +      | +      | +      | +      | +      | +                         | +     | +                       | +     | +                  | +                      | +                | +          | +                | +            | +                   | +                     | +                  | +                   | +                    | +              | +                  | +        | +                | +         | +                         | +                   | +                  | +                   | +                | +                 | +                 | +   | +        | +                       | +                            | +               | + | + | +                | + | + | + | +  | + | + | + | + | + | + | + | + | + |

Attention:




| PEUGEOT EXPERT  |        |        |        |        |        |                           |       |                         |       | year: 2007 →       |                        |                  |            |                  |              |                     |                       |                    |                     | (with factory alarm) |                |                    |          |                  |           |                           |                     |                    |                     | program №: 11143 |                   |                   |     |          |                         |                              |                 |   |   | from: 2017-09-01 |   |   |   |    |   |   |   |   |   |   |   |   |   |
|-----------------|--------|--------|--------|--------|--------|---------------------------|-------|-------------------------|-------|--------------------|------------------------|------------------|------------|------------------|--------------|---------------------|-----------------------|--------------------|---------------------|----------------------|----------------|--------------------|----------|------------------|-----------|---------------------------|---------------------|--------------------|---------------------|------------------|-------------------|-------------------|-----|----------|-------------------------|------------------------------|-----------------|---|---|------------------|---|---|---|----|---|---|---|---|---|---|---|---|---|
| connector 8 pin |        |        |        |        |        |                           |       | OUT +                   |       | OUT -              |                        | connector 15 pin |            |                  |              |                     |                       |                    |                     | OUT +                |                | OUT -              |          | connector 10 pin |           |                           |                     |                    |                     |                  |                   | OUT +             |     | OUT -    |                         |                              |                 |   |   |                  |   |   |   |    |   |   |   |   |   |   |   |   |   |
| CAN H           | CAN L  | CAN H  | CAN L  | CAN H  | CAN L  | CAN H                     | CAN L | OUT +                   | OUT - | 1                  | 2                      | 3                | 4          | 5                | 6            | 7                   | 8                     | 9                  | 10                  | 11                   | 12             | 13                 | 14       | 15               | 1         | 2                         | 3                   | 4                  | 5                   | 6                | 7                 | 8                 | 9   | 10       | 1                       | 2                            | 3               | 4 | 5 | 6                | 7 | 8 | 9 | 10 |   |   |   |   |   |   |   |   |   |
| CAN1-H          | CAN1-L | CAN2-H | CAN2-L | CAN3-H | CAN3-L | Alternative blink control |       | Alt. contr. centr. lock |       | Driver door sensor | Passengers door sensor | Trunk lid        | Hood sense | Original alarm++ | Arming state | Lock factory remote | Unlock factory remote | Any button pressed | Handbrake / Parking | Speed 10kmph         | Engine running | Engine speed (RPM) | Ignition | Key inserted     | Footbrake | Drivers door opening sim. | Turn off the engine | Turn on the engine | Turn signal control | Trunk release    | Opening all doors | Closing all doors | GND | PWR +12V | Contr. of factory alarm | Contr.c.lock. when ign.is on | Comfort closure |   |   |                  |   |   |   |    |   |   |   |   |   |   |   |   |   |
| +               | +      | +      | +      | +      | +      | +                         | +     | +                       | +     | +                  | +                      | +                | +          | +                | +            | +                   | +                     | +                  | +                   | +                    | +              | +                  | +        | +                | +         | +                         | +                   | +                  | +                   | +                | +                 | +                 | +   | +        | +                       | +                            | +               | + | + | +                | + | + | + | +  | + | + | + | + | + | + | + | + | + |

Attention:



| PEUGEOT EXPERT  |        |        |        |        |        |                           |       |                         |       | year: 2007 →       |                        |                  |            |                  |              |                     |                       |                    |                     | (without factory alarm) |                |                    |          |                  |           |                           |                     |                    |                     | program №: 11193 |                   |                   |     |          |                         |                              |                 |   |   | from: 2017-09-01 |   |   |   |    |   |   |   |   |   |   |   |   |   |
|-----------------|--------|--------|--------|--------|--------|---------------------------|-------|-------------------------|-------|--------------------|------------------------|------------------|------------|------------------|--------------|---------------------|-----------------------|--------------------|---------------------|-------------------------|----------------|--------------------|----------|------------------|-----------|---------------------------|---------------------|--------------------|---------------------|------------------|-------------------|-------------------|-----|----------|-------------------------|------------------------------|-----------------|---|---|------------------|---|---|---|----|---|---|---|---|---|---|---|---|---|
| connector 8 pin |        |        |        |        |        |                           |       | OUT +                   |       | OUT -              |                        | connector 15 pin |            |                  |              |                     |                       |                    |                     | OUT +                   |                | OUT -              |          | connector 10 pin |           |                           |                     |                    |                     |                  |                   | OUT +             |     | OUT -    |                         |                              |                 |   |   |                  |   |   |   |    |   |   |   |   |   |   |   |   |   |
| CAN H           | CAN L  | CAN H  | CAN L  | CAN H  | CAN L  | CAN H                     | CAN L | OUT +                   | OUT - | 1                  | 2                      | 3                | 4          | 5                | 6            | 7                   | 8                     | 9                  | 10                  | 11                      | 12             | 13                 | 14       | 15               | 1         | 2                         | 3                   | 4                  | 5                   | 6                | 7                 | 8                 | 9   | 10       | 1                       | 2                            | 3               | 4 | 5 | 6                | 7 | 8 | 9 | 10 |   |   |   |   |   |   |   |   |   |
| CAN1-H          | CAN1-L | CAN2-H | CAN2-L | CAN3-H | CAN3-L | Alternative blink control |       | Alt. contr. centr. lock |       | Driver door sensor | Passengers door sensor | Trunk lid        | Hood sense | Original alarm++ | Arming state | Lock factory remote | Unlock factory remote | Any button pressed | Handbrake / Parking | Speed 10kmph            | Engine running | Engine speed (RPM) | Ignition | Key inserted     | Footbrake | Drivers door opening sim. | Turn off the engine | Turn on the engine | Turn signal control | Trunk release    | Opening all doors | Closing all doors | GND | PWR +12V | Contr. of factory alarm | Contr.c.lock. when ign.is on | Comfort closure |   |   |                  |   |   |   |    |   |   |   |   |   |   |   |   |   |
| +               | +      | +      | +      | +      | +      | +                         | +     | +                       | +     | +                  | +                      | +                | +          | +                | +            | +                   | +                     | +                  | +                   | +                       | +              | +                  | +        | +                | +         | +                         | +                   | +                  | +                   | +                | +                 | +                 | +   | +        | +                       | +                            | +               | + | + | +                | + | + | + | +  | + | + | + | + | + | + | + | + | + |

Attention:



**PEUGEOT LANDTREK**

year: 2021 →

program No: 14498

from: 2023-02-15

| connector 8 pin |        |        |        |        |        |                           |                         |
|-----------------|--------|--------|--------|--------|--------|---------------------------|-------------------------|
| CAN H           | CAN L  | CAN H  | CAN L  | CAN H  | CAN L  | OUT +                     | OUT -                   |
| CAN1-H          | CAN1-L | CAN2-H | CAN2-L | CAN3-H | CAN3-L | Alternative blink control | Alt. contr. centr. lock |
| 1               | 2      | 3      | 4      | 5      | 6      | 7                         | 8                       |
| +               | +      | +      | +      | +      | +      | +                         | +                       |

| connector 15 pin   |                        |           |            |                  |              |                     |                       |                    |                     |              |                |                    |          |              |
|--------------------|------------------------|-----------|------------|------------------|--------------|---------------------|-----------------------|--------------------|---------------------|--------------|----------------|--------------------|----------|--------------|
| OUT                | OUT                    | OUT       | OUT        | OUT              | OUT          | OUT                 | OUT                   | OUT                | OUT                 | OUT          | OUT            | OUT                | OUT      | OUT          |
| Driver door sensor | Passengers door sensor | Trunk lid | Hood sense | Original alarm++ | Arming state | Lock factory remote | Unlock factory remote | Any button pressed | Handbrake / Parking | Speed 10kmph | Engine running | Engine speed (RPM) | Ignition | Key inserted |
| 1                  | 2                      | 3         | 4          | 5                | 6            | 7                   | 8                     | 9                  | 10                  | 11           | 12             | 13                 | 14       | 15           |
| +                  | +                      | +         | +          | +                | +            | +                   | +                     | +                  | +                   | +            | +              | +                  | +        | +            |

| connector 10 pin |                           |                     |                    |                     |               |                   |                   |     |          |
|------------------|---------------------------|---------------------|--------------------|---------------------|---------------|-------------------|-------------------|-----|----------|
| OUT              | IN                        | IN                  | IN                 | IN                  | IN            | IN                | IN                | IN  | IN       |
| Footbrake        | Drivers door opening sim. | Turn off the engine | Turn on the engine | Turn signal control | Trunk release | Opening all doors | Closing all doors | GND | PWR +12V |
| 1                | 2                         | 3                   | 4                  | 5                   | 6             | 7                 | 8                 | 9   | 10       |
| +                | -                         | -                   | -                  | +                   | +             | -                 | -                 | -   | +        |

Attention:

**PEUGEOT PARTNER**

year: 2019 →

program No: 13288

from: 2023-01-12

| connector 8 pin |        |        |        |        |        |                           |                         |
|-----------------|--------|--------|--------|--------|--------|---------------------------|-------------------------|
| CAN H           | CAN L  | CAN H  | CAN L  | CAN H  | CAN L  | OUT +                     | OUT -                   |
| CAN1-H          | CAN1-L | CAN2-H | CAN2-L | CAN3-H | CAN3-L | Alternative blink control | Alt. contr. centr. lock |
| 1               | 2      | 3      | 4      | 5      | 6      | 7                         | 8                       |
| +               | +      | +      | +      | +      | +      | +                         | +                       |

| connector 15 pin   |                        |           |            |                  |              |                     |                       |                    |                     |              |                |                    |          |              |
|--------------------|------------------------|-----------|------------|------------------|--------------|---------------------|-----------------------|--------------------|---------------------|--------------|----------------|--------------------|----------|--------------|
| OUT                | OUT                    | OUT       | OUT        | OUT              | OUT          | OUT                 | OUT                   | OUT                | OUT                 | OUT          | OUT            | OUT                | OUT      | OUT          |
| Driver door sensor | Passengers door sensor | Trunk lid | Hood sense | Original alarm++ | Arming state | Lock factory remote | Unlock factory remote | Any button pressed | Handbrake / Parking | Speed 10kmph | Engine running | Engine speed (RPM) | Ignition | Key inserted |
| 1                  | 2                      | 3         | 4          | 5                | 6            | 7                   | 8                     | 9                  | 10                  | 11           | 12             | 13                 | 14       | 15           |
| +                  | +                      | +         | +          | +                | +            | +                   | +                     | +                  | +                   | +            | +              | +                  | +        | +            |

| connector 10 pin |                           |                     |                    |                     |               |                   |                   |     |          |
|------------------|---------------------------|---------------------|--------------------|---------------------|---------------|-------------------|-------------------|-----|----------|
| OUT              | IN                        | IN                  | IN                 | IN                  | IN            | IN                | IN                | IN  | IN       |
| Footbrake        | Drivers door opening sim. | Turn off the engine | Turn on the engine | Turn signal control | Trunk release | Opening all doors | Closing all doors | GND | PWR +12V |
| 1                | 2                         | 3                   | 4                  | 5                   | 6             | 7                 | 8                 | 9   | 10       |
| +                | -                         | -                   | -                  | +                   | +             | -                 | -                 | -   | +        |

Attention:

**PEUGEOT PARTNER (Tepee)**

year: 2008 →

(with factory alarm)

program No: 11143

from: 2020-03-24

| connector 8 pin |        |        |        |        |        |                           |                         |
|-----------------|--------|--------|--------|--------|--------|---------------------------|-------------------------|
| CAN H           | CAN L  | CAN H  | CAN L  | CAN H  | CAN L  | OUT +                     | OUT -                   |
| CAN1-H          | CAN1-L | CAN2-H | CAN2-L | CAN3-H | CAN3-L | Alternative blink control | Alt. contr. centr. lock |
| 1               | 2      | 3      | 4      | 5      | 6      | 7                         | 8                       |
| +               | +      | +      | +      | +      | +      | +                         | +                       |

| connector 15 pin   |                        |           |            |                  |              |                     |                       |                    |                     |              |                |                    |          |              |
|--------------------|------------------------|-----------|------------|------------------|--------------|---------------------|-----------------------|--------------------|---------------------|--------------|----------------|--------------------|----------|--------------|
| OUT                | OUT                    | OUT       | OUT        | OUT              | OUT          | OUT                 | OUT                   | OUT                | OUT                 | OUT          | OUT            | OUT                | OUT      | OUT          |
| Driver door sensor | Passengers door sensor | Trunk lid | Hood sense | Original alarm++ | Arming state | Lock factory remote | Unlock factory remote | Any button pressed | Handbrake / Parking | Speed 10kmph | Engine running | Engine speed (RPM) | Ignition | Key inserted |
| 1                  | 2                      | 3         | 4          | 5                | 6            | 7                   | 8                     | 9                  | 10                  | 11           | 12             | 13                 | 14       | 15           |
| +                  | +                      | +         | +          | +                | +            | +                   | +                     | +                  | +                   | +            | +              | +                  | +        | +            |

| connector 10 pin |                           |                     |                    |                     |               |                   |                   |     |          |
|------------------|---------------------------|---------------------|--------------------|---------------------|---------------|-------------------|-------------------|-----|----------|
| OUT              | IN                        | IN                  | IN                 | IN                  | IN            | IN                | IN                | IN  | IN       |
| Footbrake        | Drivers door opening sim. | Turn off the engine | Turn on the engine | Turn signal control | Trunk release | Opening all doors | Closing all doors | GND | PWR +12V |
| 1                | 2                         | 3                   | 4                  | 5                   | 6             | 7                 | 8                 | 9   | 10       |
| +                | -                         | -                   | -                  | +                   | +             | -                 | -                 | -   | +        |

Attention:

**PEUGEOT PARTNER (Tepee)**

year: 2008 →

(without factory alarm)

program No: 11193

from: 2020-03-24

| connector 8 pin |        |        |        |        |        |                           |                         |
|-----------------|--------|--------|--------|--------|--------|---------------------------|-------------------------|
| CAN H           | CAN L  | CAN H  | CAN L  | CAN H  | CAN L  | OUT +                     | OUT -                   |
| CAN1-H          | CAN1-L | CAN2-H | CAN2-L | CAN3-H | CAN3-L | Alternative blink control | Alt. contr. centr. lock |
| 1               | 2      | 3      | 4      | 5      | 6      | 7                         | 8                       |
| +               | +      | +      | +      | +      | +      | +                         | +                       |

| connector 15 pin   |                        |           |            |                  |              |                     |                       |                    |                     |              |                |                    |          |              |
|--------------------|------------------------|-----------|------------|------------------|--------------|---------------------|-----------------------|--------------------|---------------------|--------------|----------------|--------------------|----------|--------------|
| OUT                | OUT                    | OUT       | OUT        | OUT              | OUT          | OUT                 | OUT                   | OUT                | OUT                 | OUT          | OUT            | OUT                | OUT      | OUT          |
| Driver door sensor | Passengers door sensor | Trunk lid | Hood sense | Original alarm++ | Arming state | Lock factory remote | Unlock factory remote | Any button pressed | Handbrake / Parking | Speed 10kmph | Engine running | Engine speed (RPM) | Ignition | Key inserted |
| 1                  | 2                      | 3         | 4          | 5                | 6            | 7                   | 8                     | 9                  | 10                  | 11           | 12             | 13                 | 14       | 15           |
| +                  | +                      | +         | +          | +                | +            | +                   | +                     | +                  | +                   | +            | +              | +                  | +        | +            |

| connector 10 pin |                           |                     |                    |                     |               |                   |                   |     |          |
|------------------|---------------------------|---------------------|--------------------|---------------------|---------------|-------------------|-------------------|-----|----------|
| OUT              | IN                        | IN                  | IN                 | IN                  | IN            | IN                | IN                | IN  | IN       |
| Footbrake        | Drivers door opening sim. | Turn off the engine | Turn on the engine | Turn signal control | Trunk release | Opening all doors | Closing all doors | GND | PWR +12V |
| 1                | 2                         | 3                   | 4                  | 5                   | 6             | 7                 | 8                 | 9   | 10       |
| +                | -                         | -                   | -                  | +                   | +             | -                 | -                 | -   | +        |

Attention:

**PEUGEOT PARTNER**

year: 2003 →

program No: 11292

from: 2017-09-01

| connector 8 pin |        |        |        |        |        |                           |                         |
|-----------------|--------|--------|--------|--------|--------|---------------------------|-------------------------|
| CAN H           | CAN L  | CAN H  | CAN L  | CAN H  | CAN L  | OUT +                     | OUT -                   |
| CAN1-H          | CAN1-L | CAN2-H | CAN2-L | CAN3-H | CAN3-L | Alternative blink control | Alt. contr. centr. lock |
| 1               | 2      | 3      | 4      | 5      | 6      | 7                         | 8                       |
| +               | +      | +      | +      | +      | +      | +                         | +                       |

| connector 15 pin   |                        |           |            |                  |              |                     |                       |                    |                     |              |                |                    |          |              |
|--------------------|------------------------|-----------|------------|------------------|--------------|---------------------|-----------------------|--------------------|---------------------|--------------|----------------|--------------------|----------|--------------|
| OUT                | OUT                    | OUT       | OUT        | OUT              | OUT          | OUT                 | OUT                   | OUT                | OUT                 | OUT          | OUT            | OUT                | OUT      | OUT          |
| Driver door sensor | Passengers door sensor | Trunk lid | Hood sense | Original alarm++ | Arming state | Lock factory remote | Unlock factory remote | Any button pressed | Handbrake / Parking | Speed 10kmph | Engine running | Engine speed (RPM) | Ignition | Key inserted |
| 1                  | 2                      | 3         | 4          | 5                | 6            | 7                   | 8                     | 9                  | 10                  | 11           | 12             | 13                 | 14       | 15           |
| +                  | +                      | +         | +          | +                | +            | +                   | +                     | +                  | +                   | +            | +              | +                  | +        | +            |

| connector 10 pin |                           |                     |                    |                     |               |                   |                   |     |          |
|------------------|---------------------------|---------------------|--------------------|---------------------|---------------|-------------------|-------------------|-----|----------|
| OUT              | IN                        | IN                  | IN                 | IN                  | IN            | IN                | IN                | IN  | IN       |
| Footbrake        | Drivers door opening sim. | Turn off the engine | Turn on the engine | Turn signal control | Trunk release | Opening all doors | Closing all doors | GND | PWR +12V |
| 1                | 2                         | 3                   | 4                  | 5                   | 6             | 7                 | 8                 | 9   | 10       |
| +                | -                         | -                   | -                  | +                   | +             | -                 | -                 | -   | +        |

Attention:







**PORSCHE 911 CARRERA 4S (991) (Cabrio)** year: **2016 →** with and without Keyless System program No: **13772** from: **2023-05-22**

| connector 8 pin |        |        |        |        |        |                           |                         | connector 15 pin   |                        |           |            |                  |              |                     |                       |                    |                     |              |                |                    |          |              | connector 10 pin |                           |                     |                    |                     |               |                   |                   |     |          |                         |                               |                 |   |   |   |   |   |   |   |   |   |   |   |   |   |
|-----------------|--------|--------|--------|--------|--------|---------------------------|-------------------------|--------------------|------------------------|-----------|------------|------------------|--------------|---------------------|-----------------------|--------------------|---------------------|--------------|----------------|--------------------|----------|--------------|------------------|---------------------------|---------------------|--------------------|---------------------|---------------|-------------------|-------------------|-----|----------|-------------------------|-------------------------------|-----------------|---|---|---|---|---|---|---|---|---|---|---|---|---|
| CAN H           | CAN L  | CAN H  | CAN L  | CAN H  | CAN L  | OUT +                     | OUT -                   | OUT -              | OUT -                  | OUT -     | OUT -      | OUT -            | OUT -        | OUT -               | OUT -                 | OUT -              | OUT -               | OUT -        | OUT -          | OUT +              | OUT +    | OUT +        | IN               | IN                        | IN                  | IN                 | IN                  | IN            | IN                | IN                | IN  | IN       | IN                      |                               |                 |   |   |   |   |   |   |   |   |   |   |   |   |   |
| CAN1-H          | CAN1-L | CAN2-H | CAN2-L | CAN3-H | CAN3-L | Alternative blink control | Alt. contr. centr. lock | Driver door sensor | Passengers door sensor | Trunk lid | Hood sense | Original alarm++ | Arming state | Lock factory remote | Unlock factory remote | Any button pressed | Handbrake / Parking | Speed 10kmph | Engine running | Engine speed (RPM) | Ignition | Key inserted | Footbrake        | Drivers door opening sim. | Turn off the engine | Turn on the engine | Turn signal control | Trunk release | Opening all doors | Closing all doors | GND | PWR +12V | Contr. of factory alarm | Contr. c.lock. when ign.is on | Comfort closure |   |   |   |   |   |   |   |   |   |   |   |   |   |
| 1               | 2      | 3      | 4      | 5      | 6      | 7                         | 8                       | 1                  | 2                      | 3         | 4          | 5                | 6            | 7                   | 8                     | 9                  | 10                  | 11           | 12             | 13                 | 14       | 15           | 1                | 2                         | 3                   | 4                  | 5                   | 6             | 7                 | 8                 | 9   | 10       | +                       | +                             | +               | + | + | + | + | + | + | + | + | + | + | + | + | + |

Attention: Switches

**PORSCHE 911 CARRERA 4S** year: **2005 →** program No: **11153** from: **2022-06-15**

| connector 8 pin |        |        |        |        |        |                           |                         | connector 15 pin   |                        |           |            |                  |              |                     |                       |                    |                     |              |                |                    |          |              | connector 10 pin |                           |                     |                    |                     |               |                   |                   |     |          |                         |                               |                 |   |   |   |   |   |   |   |   |   |   |   |   |   |   |
|-----------------|--------|--------|--------|--------|--------|---------------------------|-------------------------|--------------------|------------------------|-----------|------------|------------------|--------------|---------------------|-----------------------|--------------------|---------------------|--------------|----------------|--------------------|----------|--------------|------------------|---------------------------|---------------------|--------------------|---------------------|---------------|-------------------|-------------------|-----|----------|-------------------------|-------------------------------|-----------------|---|---|---|---|---|---|---|---|---|---|---|---|---|---|
| CAN H           | CAN L  | CAN H  | CAN L  | CAN H  | CAN L  | OUT +                     | OUT -                   | OUT -              | OUT -                  | OUT -     | OUT -      | OUT -            | OUT -        | OUT -               | OUT -                 | OUT -              | OUT -               | OUT -        | OUT -          | OUT +              | OUT +    | OUT +        | IN               | IN                        | IN                  | IN                 | IN                  | IN            | IN                | IN                | IN  | IN       |                         |                               |                 |   |   |   |   |   |   |   |   |   |   |   |   |   |   |
| CAN1-H          | CAN1-L | CAN2-H | CAN2-L | CAN3-H | CAN3-L | Alternative blink control | Alt. contr. centr. lock | Driver door sensor | Passengers door sensor | Trunk lid | Hood sense | Original alarm++ | Arming state | Lock factory remote | Unlock factory remote | Any button pressed | Handbrake / Parking | Speed 10kmph | Engine running | Engine speed (RPM) | Ignition | Key inserted | Footbrake        | Drivers door opening sim. | Turn off the engine | Turn on the engine | Turn signal control | Trunk release | Opening all doors | Closing all doors | GND | PWR +12V | Contr. of factory alarm | Contr. c.lock. when ign.is on | Comfort closure |   |   |   |   |   |   |   |   |   |   |   |   |   |   |
| 1               | 2      | 3      | 4      | 5      | 6      | 7                         | 8                       | 1                  | 2                      | 3         | 4          | 5                | 6            | 7                   | 8                     | 9                  | 10                  | 11           | 12             | 13                 | 14       | 15           | 1                | 2                         | 3                   | 4                  | 5                   | 6             | 7                 | 8                 | 9   | 10       | +                       | +                             | +               | + | + | + | + | + | + | + | + | + | + | + | + | + | + |

Attention: Switches

**PORSCHE 911 CARRERA S (992) (Cabrio)** year: **2019 →** with and without Keyless System program No: **13684** from: **2023-05-22**

| connector 8 pin |        |        |        |        |        |                           |                         | connector 15 pin   |                        |           |            |                  |              |                     |                       |                    |                     |              |                |                    |          |              | connector 10 pin |                           |                     |                    |                     |               |                   |                   |     |          |                         |                               |                 |   |   |   |   |   |   |   |   |   |   |   |   |   |   |   |
|-----------------|--------|--------|--------|--------|--------|---------------------------|-------------------------|--------------------|------------------------|-----------|------------|------------------|--------------|---------------------|-----------------------|--------------------|---------------------|--------------|----------------|--------------------|----------|--------------|------------------|---------------------------|---------------------|--------------------|---------------------|---------------|-------------------|-------------------|-----|----------|-------------------------|-------------------------------|-----------------|---|---|---|---|---|---|---|---|---|---|---|---|---|---|---|
| CAN H           | CAN L  | CAN H  | CAN L  | CAN H  | CAN L  | OUT +                     | OUT -                   | OUT -              | OUT -                  | OUT -     | OUT -      | OUT -            | OUT -        | OUT -               | OUT -                 | OUT -              | OUT -               | OUT -        | OUT -          | OUT +              | OUT +    | OUT +        | IN               | IN                        | IN                  | IN                 | IN                  | IN            | IN                | IN                | IN  | IN       |                         |                               |                 |   |   |   |   |   |   |   |   |   |   |   |   |   |   |   |
| CAN1-H          | CAN1-L | CAN2-H | CAN2-L | CAN3-H | CAN3-L | Alternative blink control | Alt. contr. centr. lock | Driver door sensor | Passengers door sensor | Trunk lid | Hood sense | Original alarm++ | Arming state | Lock factory remote | Unlock factory remote | Any button pressed | Handbrake / Parking | Speed 10kmph | Engine running | Engine speed (RPM) | Ignition | Key inserted | Footbrake        | Drivers door opening sim. | Turn off the engine | Turn on the engine | Turn signal control | Trunk release | Opening all doors | Closing all doors | GND | PWR +12V | Contr. of factory alarm | Contr. c.lock. when ign.is on | Comfort closure |   |   |   |   |   |   |   |   |   |   |   |   |   |   |   |
| 1               | 2      | 3      | 4      | 5      | 6      | 7                         | 8                       | 1                  | 2                      | 3         | 4          | 5                | 6            | 7                   | 8                     | 9                  | 10                  | 11           | 12             | 13                 | 14       | 15           | 1                | 2                         | 3                   | 4                  | 5                   | 6             | 7                 | 8                 | 9   | 10       | +                       | +                             | +               | + | + | + | + | + | + | + | + | + | + | + | + | + | + | + |

Attention: Switches

**PORSCHE 911 CARRERA S** year: **2012 →** with and without Keyless System program No: **14373** from: **2023-05-22**

| connector 8 pin |        |        |        |        |        |                           |                         | connector 15 pin   |                        |           |            |                  |              |                     |                       |                    |                     |              |                |                    |          |              | connector 10 pin |                           |                     |                    |                     |               |                   |                   |     |          |                         |                               |                 |   |   |   |   |   |   |   |   |   |   |   |   |   |   |   |
|-----------------|--------|--------|--------|--------|--------|---------------------------|-------------------------|--------------------|------------------------|-----------|------------|------------------|--------------|---------------------|-----------------------|--------------------|---------------------|--------------|----------------|--------------------|----------|--------------|------------------|---------------------------|---------------------|--------------------|---------------------|---------------|-------------------|-------------------|-----|----------|-------------------------|-------------------------------|-----------------|---|---|---|---|---|---|---|---|---|---|---|---|---|---|---|
| CAN H           | CAN L  | CAN H  | CAN L  | CAN H  | CAN L  | OUT +                     | OUT -                   | OUT -              | OUT -                  | OUT -     | OUT -      | OUT -            | OUT -        | OUT -               | OUT -                 | OUT -              | OUT -               | OUT -        | OUT -          | OUT +              | OUT +    | OUT +        | IN               | IN                        | IN                  | IN                 | IN                  | IN            | IN                | IN                | IN  | IN       |                         |                               |                 |   |   |   |   |   |   |   |   |   |   |   |   |   |   |   |
| CAN1-H          | CAN1-L | CAN2-H | CAN2-L | CAN3-H | CAN3-L | Alternative blink control | Alt. contr. centr. lock | Driver door sensor | Passengers door sensor | Trunk lid | Hood sense | Original alarm++ | Arming state | Lock factory remote | Unlock factory remote | Any button pressed | Handbrake / Parking | Speed 10kmph | Engine running | Engine speed (RPM) | Ignition | Key inserted | Footbrake        | Drivers door opening sim. | Turn off the engine | Turn on the engine | Turn signal control | Trunk release | Opening all doors | Closing all doors | GND | PWR +12V | Contr. of factory alarm | Contr. c.lock. when ign.is on | Comfort closure |   |   |   |   |   |   |   |   |   |   |   |   |   |   |   |
| 1               | 2      | 3      | 4      | 5      | 6      | 7                         | 8                       | 1                  | 2                      | 3         | 4          | 5                | 6            | 7                   | 8                     | 9                  | 10                  | 11           | 12             | 13                 | 14       | 15           | 1                | 2                         | 3                   | 4                  | 5                   | 6             | 7                 | 8                 | 9   | 10       | +                       | +                             | +               | + | + | + | + | + | + | + | + | + | + | + | + | + | + | + |

Attention: Switches

**PORSCHE BOXSTER (981)** year: **2012 →** with and without Keyless System program No: **12969** from: **2023-05-22**

| connector 8 pin |        |        |        |        |        |                           |                         | connector 15 pin   |                        |           |            |                  |              |                     |                       |                    |                     |              |                |                    |          |              | connector 10 pin |                           |                     |                    |                     |               |                   |                   |     |          |                         |                               |                 |   |   |   |   |   |   |   |   |   |   |   |   |   |   |   |   |
|-----------------|--------|--------|--------|--------|--------|---------------------------|-------------------------|--------------------|------------------------|-----------|------------|------------------|--------------|---------------------|-----------------------|--------------------|---------------------|--------------|----------------|--------------------|----------|--------------|------------------|---------------------------|---------------------|--------------------|---------------------|---------------|-------------------|-------------------|-----|----------|-------------------------|-------------------------------|-----------------|---|---|---|---|---|---|---|---|---|---|---|---|---|---|---|---|
| CAN H           | CAN L  | CAN H  | CAN L  | CAN H  | CAN L  | OUT +                     | OUT -                   | OUT -              | OUT -                  | OUT -     | OUT -      | OUT -            | OUT -        | OUT -               | OUT -                 | OUT -              | OUT -               | OUT -        | OUT -          | OUT +              | OUT +    | OUT +        | IN               | IN                        | IN                  | IN                 | IN                  | IN            | IN                | IN                | IN  | IN       |                         |                               |                 |   |   |   |   |   |   |   |   |   |   |   |   |   |   |   |   |
| CAN1-H          | CAN1-L | CAN2-H | CAN2-L | CAN3-H | CAN3-L | Alternative blink control | Alt. contr. centr. lock | Driver door sensor | Passengers door sensor | Trunk lid | Hood sense | Original alarm++ | Arming state | Lock factory remote | Unlock factory remote | Any button pressed | Handbrake / Parking | Speed 10kmph | Engine running | Engine speed (RPM) | Ignition | Key inserted | Footbrake        | Drivers door opening sim. | Turn off the engine | Turn on the engine | Turn signal control | Trunk release | Opening all doors | Closing all doors | GND | PWR +12V | Contr. of factory alarm | Contr. c.lock. when ign.is on | Comfort closure |   |   |   |   |   |   |   |   |   |   |   |   |   |   |   |   |
| 1               | 2      | 3      | 4      | 5      | 6      | 7                         | 8                       | 1                  | 2                      | 3         | 4          | 5                | 6            | 7                   | 8                     | 9                  | 10                  | 11           | 12             | 13                 | 14       | 15           | 1                | 2                         | 3                   | 4                  | 5                   | 6             | 7                 | 8                 | 9   | 10       | +                       | +                             | +               | + | + | + | + | + | + | + | + | + | + | + | + | + | + | + | + |

Attention: Switches

**PORSCHE BOXSTER (987)**

year: 2006 →

program №: 11153

from: 2022-06-15

| connector 8 pin |        |        |        |        |        |                           |                         |
|-----------------|--------|--------|--------|--------|--------|---------------------------|-------------------------|
| CAN H           | CAN L  | CAN H  | CAN L  | CAN H  | CAN L  | OUT +                     | OUT -                   |
| CAN1-H          | CAN1-L | CAN2-H | CAN2-L | CAN3-H | CAN3-L | Alternative blink control | Alt. contr. centr. lock |
| 1               | 2      | 3      | 4      | 5      | 6      | 7                         | 8                       |
| +               | +      | +      | +      | +      | +      | +                         | +                       |

| connector 15 pin   |                        |           |            |                  |              |                     |                       |                    |                     |              |                |                    |          |              |
|--------------------|------------------------|-----------|------------|------------------|--------------|---------------------|-----------------------|--------------------|---------------------|--------------|----------------|--------------------|----------|--------------|
| OUT                | OUT                    | OUT       | OUT        | OUT              | OUT          | OUT                 | OUT                   | OUT                | OUT                 | OUT          | OUT            | OUT                | OUT      | OUT          |
| Driver door sensor | Passengers door sensor | Trunk lid | Hood sense | Original alarm++ | Arming state | Lock factory remote | Unlock factory remote | Any button pressed | Handbrake / Parking | Speed 10kmph | Engine running | Engine speed (RPM) | Ignition | Key inserted |
| 1                  | 2                      | 3         | 4          | 5                | 6            | 7                   | 8                     | 9                  | 10                  | 11           | 12             | 13                 | 14       | 15           |
| +                  | +                      | +         | +          | +                | +            | +                   | +                     | +                  | +                   | +            | +              | +                  | +        | +            |

| connector 10 pin |                           |                     |                    |                     |               |                   |                   |     |          |
|------------------|---------------------------|---------------------|--------------------|---------------------|---------------|-------------------|-------------------|-----|----------|
| OUT              | IN                        | IN                  | IN                 | IN                  | IN            | IN                | IN                | IN  | IN       |
| Footbrake        | Drivers door opening sim. | Turn off the engine | Turn on the engine | Turn signal control | Trunk release | Opening all doors | Closing all doors | GND | PWR +12V |
| 1                | 2                         | 3                   | 4                  | 5                   | 6             | 7                 | 8                 | 9   | 10       |
| +                | +                         | +                   | +                  | +                   | +             | +                 | +                 | +   | +        |

|                         |                              |                 |
|-------------------------|------------------------------|-----------------|
| Contr. of factory alarm | Contr.c.lock. when ign.is on | Comfort closure |
| +                       | +                            | +               |

Attention:

Switches

**PORSCHE CARRERA 4**

year: 2006 →

program №: 11153

from: 2022-06-15

| connector 8 pin |        |        |        |        |        |                           |                         |
|-----------------|--------|--------|--------|--------|--------|---------------------------|-------------------------|
| CAN H           | CAN L  | CAN H  | CAN L  | CAN H  | CAN L  | OUT +                     | OUT -                   |
| CAN1-H          | CAN1-L | CAN2-H | CAN2-L | CAN3-H | CAN3-L | Alternative blink control | Alt. contr. centr. lock |
| 1               | 2      | 3      | 4      | 5      | 6      | 7                         | 8                       |
| +               | +      | +      | +      | +      | +      | +                         | +                       |

| connector 15 pin   |                        |           |            |                  |              |                     |                       |                    |                     |              |                |                    |          |              |
|--------------------|------------------------|-----------|------------|------------------|--------------|---------------------|-----------------------|--------------------|---------------------|--------------|----------------|--------------------|----------|--------------|
| OUT                | OUT                    | OUT       | OUT        | OUT              | OUT          | OUT                 | OUT                   | OUT                | OUT                 | OUT          | OUT            | OUT                | OUT      | OUT          |
| Driver door sensor | Passengers door sensor | Trunk lid | Hood sense | Original alarm++ | Arming state | Lock factory remote | Unlock factory remote | Any button pressed | Handbrake / Parking | Speed 10kmph | Engine running | Engine speed (RPM) | Ignition | Key inserted |
| 1                  | 2                      | 3         | 4          | 5                | 6            | 7                   | 8                     | 9                  | 10                  | 11           | 12             | 13                 | 14       | 15           |
| +                  | +                      | +         | +          | +                | +            | +                   | +                     | +                  | +                   | +            | +              | +                  | +        | +            |

| connector 10 pin |                           |                     |                    |                     |               |                   |                   |     |          |
|------------------|---------------------------|---------------------|--------------------|---------------------|---------------|-------------------|-------------------|-----|----------|
| OUT              | IN                        | IN                  | IN                 | IN                  | IN            | IN                | IN                | IN  | IN       |
| Footbrake        | Drivers door opening sim. | Turn off the engine | Turn on the engine | Turn signal control | Trunk release | Opening all doors | Closing all doors | GND | PWR +12V |
| 1                | 2                         | 3                   | 4                  | 5                   | 6             | 7                 | 8                 | 9   | 10       |
| +                | +                         | +                   | +                  | +                   | +             | +                 | +                 | +   | +        |

|                         |                              |                 |
|-------------------------|------------------------------|-----------------|
| Contr. of factory alarm | Contr.c.lock. when ign.is on | Comfort closure |
| +                       | +                            | +               |

Attention:

Switches

**PORSCHE CAYENNE (9Y)**

year: 2024 →

with and without Keyless System

program №: 15126

from: 2023-11-09

| connector 8 pin |        |        |        |        |        |                           |                         |
|-----------------|--------|--------|--------|--------|--------|---------------------------|-------------------------|
| CAN H           | CAN L  | CAN H  | CAN L  | CAN H  | CAN L  | OUT +                     | OUT -                   |
| CAN1-H          | CAN1-L | CAN2-H | CAN2-L | CAN3-H | CAN3-L | Alternative blink control | Alt. contr. centr. lock |
| 1               | 2      | 3      | 4      | 5      | 6      | 7                         | 8                       |
| +               | +      | +      | +      | +      | +      | +                         | +                       |

| connector 15 pin   |                        |           |            |                  |              |                     |                       |                    |                     |              |                |                    |          |              |
|--------------------|------------------------|-----------|------------|------------------|--------------|---------------------|-----------------------|--------------------|---------------------|--------------|----------------|--------------------|----------|--------------|
| OUT                | OUT                    | OUT       | OUT        | OUT              | OUT          | OUT                 | OUT                   | OUT                | OUT                 | OUT          | OUT            | OUT                | OUT      | OUT          |
| Driver door sensor | Passengers door sensor | Trunk lid | Hood sense | Original alarm++ | Arming state | Lock factory remote | Unlock factory remote | Any button pressed | Handbrake / Parking | Speed 10kmph | Engine running | Engine speed (RPM) | Ignition | Key inserted |
| 1                  | 2                      | 3         | 4          | 5                | 6            | 7                   | 8                     | 9                  | 10                  | 11           | 12             | 13                 | 14       | 15           |
| +                  | +                      | +         | +          | +                | +            | +                   | +                     | +                  | +                   | +            | +              | +                  | +        | +            |

| connector 10 pin |                           |                     |                    |                     |               |                   |                   |     |          |
|------------------|---------------------------|---------------------|--------------------|---------------------|---------------|-------------------|-------------------|-----|----------|
| OUT              | IN                        | IN                  | IN                 | IN                  | IN            | IN                | IN                | IN  | IN       |
| Footbrake        | Drivers door opening sim. | Turn off the engine | Turn on the engine | Turn signal control | Trunk release | Opening all doors | Closing all doors | GND | PWR +12V |
| 1                | 2                         | 3                   | 4                  | 5                   | 6             | 7                 | 8                 | 9   | 10       |
| +                | +                         | +                   | +                  | +                   | +             | +                 | +                 | +   | +        |

|                         |                              |                 |
|-------------------------|------------------------------|-----------------|
| Contr. of factory alarm | Contr.c.lock. when ign.is on | Comfort closure |
| +                       | +                            | +               |

Attention:

Switches

**PORSCHE CAYENNE (9Y) (Hybrid) (Plug-in)**

year: 2019 →

with and without Keyless System

program №: 13751

from: 2023-05-22

| connector 8 pin |        |        |        |        |        |                           |                         |
|-----------------|--------|--------|--------|--------|--------|---------------------------|-------------------------|
| CAN H           | CAN L  | CAN H  | CAN L  | CAN H  | CAN L  | OUT +                     | OUT -                   |
| CAN1-H          | CAN1-L | CAN2-H | CAN2-L | CAN3-H | CAN3-L | Alternative blink control | Alt. contr. centr. lock |
| 1               | 2      | 3      | 4      | 5      | 6      | 7                         | 8                       |
| +               | +      | +      | +      | +      | +      | +                         | +                       |

| connector 15 pin   |                        |           |            |                  |              |                     |                       |                    |                     |              |                |                    |          |              |
|--------------------|------------------------|-----------|------------|------------------|--------------|---------------------|-----------------------|--------------------|---------------------|--------------|----------------|--------------------|----------|--------------|
| OUT                | OUT                    | OUT       | OUT        | OUT              | OUT          | OUT                 | OUT                   | OUT                | OUT                 | OUT          | OUT            | OUT                | OUT      | OUT          |
| Driver door sensor | Passengers door sensor | Trunk lid | Hood sense | Original alarm++ | Arming state | Lock factory remote | Unlock factory remote | Any button pressed | Handbrake / Parking | Speed 10kmph | Engine running | Engine speed (RPM) | Ignition | Key inserted |
| 1                  | 2                      | 3         | 4          | 5                | 6            | 7                   | 8                     | 9                  | 10                  | 11           | 12             | 13                 | 14       | 15           |
| +                  | +                      | +         | +          | +                | +            | +                   | +                     | +                  | +                   | +            | +              | +                  | +        | +            |

| connector 10 pin |                           |                     |                    |                     |               |                   |                   |     |          |
|------------------|---------------------------|---------------------|--------------------|---------------------|---------------|-------------------|-------------------|-----|----------|
| OUT              | IN                        | IN                  | IN                 | IN                  | IN            | IN                | IN                | IN  | IN       |
| Footbrake        | Drivers door opening sim. | Turn off the engine | Turn on the engine | Turn signal control | Trunk release | Opening all doors | Closing all doors | GND | PWR +12V |
| 1                | 2                         | 3                   | 4                  | 5                   | 6             | 7                 | 8                 | 9   | 10       |
| +                | +                         | +                   | +                  | +                   | +             | +                 | +                 | +   | +        |

|                         |                              |                 |
|-------------------------|------------------------------|-----------------|
| Contr. of factory alarm | Contr.c.lock. when ign.is on | Comfort closure |
| +                       | +                            | +               |

Attention:

Switches

**PORSCHE CAYENNE (9Y)**

year: 2019 →

with and without Keyless System

program №: 13764

from: 2023-05-22

| connector 8 pin |        |        |        |        |        |                           |                         |
|-----------------|--------|--------|--------|--------|--------|---------------------------|-------------------------|
| CAN H           | CAN L  | CAN H  | CAN L  | CAN H  | CAN L  | OUT +                     | OUT -                   |
| CAN1-H          | CAN1-L | CAN2-H | CAN2-L | CAN3-H | CAN3-L | Alternative blink control | Alt. contr. centr. lock |
| 1               | 2      | 3      | 4      | 5      | 6      | 7                         | 8                       |
| +               | +      | +      | +      | +      | +      | +                         | +                       |

| connector 15 pin   |                        |           |            |                  |              |                     |                       |                    |                     |              |                |                    |          |              |
|--------------------|------------------------|-----------|------------|------------------|--------------|---------------------|-----------------------|--------------------|---------------------|--------------|----------------|--------------------|----------|--------------|
| OUT                | OUT                    | OUT       | OUT        | OUT              | OUT          | OUT                 | OUT                   | OUT                | OUT                 | OUT          | OUT            | OUT                | OUT      | OUT          |
| Driver door sensor | Passengers door sensor | Trunk lid | Hood sense | Original alarm++ | Arming state | Lock factory remote | Unlock factory remote | Any button pressed | Handbrake / Parking | Speed 10kmph | Engine running | Engine speed (RPM) | Ignition | Key inserted |
| 1                  | 2                      | 3         | 4          | 5                | 6            | 7                   | 8                     | 9                  | 10                  | 11           | 12             | 13                 | 14       | 15           |
| +                  | +                      | +         | +          | +                | +            | +                   | +                     | +                  | +                   | +            | +              | +                  | +        | +            |

| connector 10 pin |                           |                     |                    |                     |               |                   |                   |     |          |
|------------------|---------------------------|---------------------|--------------------|---------------------|---------------|-------------------|-------------------|-----|----------|
| OUT              | IN                        | IN                  | IN                 | IN                  | IN            | IN                | IN                | IN  | IN       |
| Footbrake        | Drivers door opening sim. | Turn off the engine | Turn on the engine | Turn signal control | Trunk release | Opening all doors | Closing all doors | GND | PWR +12V |
| 1                | 2                         | 3                   | 4                  | 5                   | 6             | 7                 | 8                 | 9   | 10       |
| +                | +                         | +                   | +                  | +                   | +             | +                 | +                 | +   | +        |

|                         |                              |                 |
|-------------------------|------------------------------|-----------------|
| Contr. of factory alarm | Contr.c.lock. when ign.is on | Comfort closure |
| +                       | +                            | +               |

Attention:

Switches

**PORSCHE CAYENNE (92A) (Hybrid) (Plug-in)**

year: **2015** →

with and without Keyless System

program №: **13632**

from: **2023-05-22**

| connector 8 pin |        |        |        |        |        |                           |                         |
|-----------------|--------|--------|--------|--------|--------|---------------------------|-------------------------|
| CAN H           | CAN L  | CAN H  | CAN L  | CAN H  | CAN L  | OUT +                     | OUT -                   |
| CAN1-H          | CAN1-L | CAN2-H | CAN2-L | CAN3-H | CAN3-L | Alternative blink control | Alt. contr. centr. lock |
| 1               | 2      | 3      | 4      | 5      | 6      | 7                         | 8                       |
| +               | +      | +      | +      | +      | +      | +                         | +                       |

Attention:

Switches

**PORSCHE CAYENNE (92)**

year: **2010** →

with and without Keyless System

program №: **11225**

from: **2023-05-22**

| connector 8 pin |        |        |        |        |        |                           |                         |
|-----------------|--------|--------|--------|--------|--------|---------------------------|-------------------------|
| CAN H           | CAN L  | CAN H  | CAN L  | CAN H  | CAN L  | OUT +                     | OUT -                   |
| CAN1-H          | CAN1-L | CAN2-H | CAN2-L | CAN3-H | CAN3-L | Alternative blink control | Alt. contr. centr. lock |
| 1               | 2      | 3      | 4      | 5      | 6      | 7                         | 8                       |
| +               | +      | +      | +      | +      | +      | +                         | +                       |

Attention:

Switches

**PORSCHE CAYENNE**

year: **2006** →

with and without Keyless System

program №: **11122**

from: **2023-12-04**

| connector 8 pin |        |        |        |        |        |                           |                         |
|-----------------|--------|--------|--------|--------|--------|---------------------------|-------------------------|
| CAN H           | CAN L  | CAN H  | CAN L  | CAN H  | CAN L  | OUT +                     | OUT -                   |
| CAN1-H          | CAN1-L | CAN2-H | CAN2-L | CAN3-H | CAN3-L | Alternative blink control | Alt. contr. centr. lock |
| 1               | 2      | 3      | 4      | 5      | 6      | 7                         | 8                       |
| +               | +      | +      | +      | +      | +      | +                         | +                       |

Attention:

Switches

**PORSCHE CAYMAN (981)**

year: **2012** →

with and without Keyless System

program №: **12776**

from: **2023-05-22**

| connector 8 pin |        |        |        |        |        |                           |                         |
|-----------------|--------|--------|--------|--------|--------|---------------------------|-------------------------|
| CAN H           | CAN L  | CAN H  | CAN L  | CAN H  | CAN L  | OUT +                     | OUT -                   |
| CAN1-H          | CAN1-L | CAN2-H | CAN2-L | CAN3-H | CAN3-L | Alternative blink control | Alt. contr. centr. lock |
| 1               | 2      | 3      | 4      | 5      | 6      | 7                         | 8                       |
| +               | +      | +      | +      | +      | +      | +                         | +                       |

Attention:

Switches

**PORSCHE CAYMAN**

year: **2006** →

program №: **11153**

from: **2022-06-15**

| connector 8 pin |        |        |        |        |        |                           |                         |
|-----------------|--------|--------|--------|--------|--------|---------------------------|-------------------------|
| CAN H           | CAN L  | CAN H  | CAN L  | CAN H  | CAN L  | OUT +                     | OUT -                   |
| CAN1-H          | CAN1-L | CAN2-H | CAN2-L | CAN3-H | CAN3-L | Alternative blink control | Alt. contr. centr. lock |
| 1               | 2      | 3      | 4      | 5      | 6      | 7                         | 8                       |
| +               | +      | +      | +      | +      | +      | +                         | +                       |

Attention:

Switches

| connector 15 pin   |                        |           |            |                  |              |                     |                       |                    |                     |              |                |                    |          |              |
|--------------------|------------------------|-----------|------------|------------------|--------------|---------------------|-----------------------|--------------------|---------------------|--------------|----------------|--------------------|----------|--------------|
| OUT                | OUT                    | OUT       | OUT        | OUT              | OUT          | OUT                 | OUT                   | OUT                | OUT                 | OUT          | OUT            | OUT                | OUT      | OUT          |
| Driver door sensor | Passengers door sensor | Trunk lid | Hood sense | Original alarm++ | Arming state | Lock factory remote | Unlock factory remote | Any button pressed | Handbrake / Parking | Speed 10kmph | Engine running | Engine speed (RPM) | Ignition | Key inserted |
| 1                  | 2                      | 3         | 4          | 5                | 6            | 7                   | 8                     | 9                  | 10                  | 11           | 12             | 13                 | 14       | 15           |
| +                  | +                      | +         | +          | +                | +            | +                   | +                     | +                  | +                   | +            | +              | +                  | +        | +            |

| connector 10 pin |                           |                     |                    |                     |               |                   |                   |     |          |
|------------------|---------------------------|---------------------|--------------------|---------------------|---------------|-------------------|-------------------|-----|----------|
| OUT              | IN                        | IN                  | IN                 | IN                  | IN            | IN                | IN                | IN  | +        |
| Footbrake        | Drivers door opening sim. | Turn off the engine | Turn on the engine | Turn signal control | Trunk release | Opening all doors | Closing all doors | GND | PWR +12V |
| 1                | 2                         | 3                   | 4                  | 5                   | 6             | 7                 | 8                 | 9   | 10       |
| +                | +                         | +                   | +                  | +                   | +             | +                 | +                 | +   | +        |

|                               |
|-------------------------------|
| Contr. of factory alarm       |
| Contr. c.lock. when ign.is on |
| Comfort closure               |

|                               |
|-------------------------------|
| Contr. of factory alarm       |
| Contr. c.lock. when ign.is on |
| Comfort closure               |

|                               |
|-------------------------------|
| Contr. of factory alarm       |
| Contr. c.lock. when ign.is on |
| Comfort closure               |

|                               |
|-------------------------------|
| Contr. of factory alarm       |
| Contr. c.lock. when ign.is on |
| Comfort closure               |

|                               |
|-------------------------------|
| Contr. of factory alarm       |
| Contr. c.lock. when ign.is on |
| Comfort closure               |

PORSCHE CAYMAN S

year: 2006 ->

program #: 11153

from: 2022-06-15

Table with columns for CAN H, CAN L, CAN H, CAN L, CAN H, CAN L, OUT +, OUT -. Includes rows for CAN1-H, CAN1-L, CAN2-H, CAN2-L, CAN3-H, CAN3-L, and functions like 'Alternative blink control' and 'Alt. contr. centr. lock'.

Table with columns for connector 15 pin. Includes rows for Driver door sensor, Passengers door sensor, Trunk lid, Hood sense, Original alarm++, Arming state, Lock factory remote, Unlock factory remote, Any button pressed, Handbrake / Parking, Speed 10kmph, Engine running, Engine speed (RPM), Ignition, Key inserted.

Table with columns for connector 10 pin. Includes rows for Footbrake, Drivers door opening sim., Turn off the engine, Turn on the engine, Turn signal control, Trunk release, Opening all doors, Closing all doors, GND, PWR +12V.

Summary table for Porsche Cayman S with rows for Contr. of factory alarm, Contr.c.lock, when ign.is on, and Comfort closure.

Attention:

PORSCHE MACAN (95)

year: 2019 ->

with and without Keyless System

program #: 13372

from: 2023-05-22

Table with columns for CAN H, CAN L, CAN H, CAN L, CAN H, CAN L, OUT +, OUT -. Includes rows for CAN1-H, CAN1-L, CAN2-H, CAN2-L, CAN3-H, CAN3-L, and functions like 'Alternative blink control' and 'Alt. contr. centr. lock'.

Table with columns for connector 15 pin. Includes rows for Driver door sensor, Passengers door sensor, Trunk lid, Hood sense, Original alarm++, Arming state, Lock factory remote, Unlock factory remote, Any button pressed, Handbrake / Parking, Speed 10kmph, Engine running, Engine speed (RPM), Ignition, Key inserted.

Table with columns for connector 10 pin. Includes rows for Footbrake, Drivers door opening sim., Turn off the engine, Turn on the engine, Turn signal control, Trunk release, Opening all doors, Closing all doors, GND, PWR +12V.

Summary table for Porsche Macan (95) with rows for Contr. of factory alarm, Contr.c.lock, when ign.is on, and Comfort closure.

Attention:

PORSCHE MACAN (95)

year: 2014 ->

program #: 13279

from: 2023-05-22

Table with columns for CAN H, CAN L, CAN H, CAN L, CAN H, CAN L, OUT +, OUT -. Includes rows for CAN1-H, CAN1-L, CAN2-H, CAN2-L, CAN3-H, CAN3-L, and functions like 'Alternative blink control' and 'Alt. contr. centr. lock'.

Table with columns for connector 15 pin. Includes rows for Driver door sensor, Passengers door sensor, Trunk lid, Hood sense, Original alarm++, Arming state, Lock factory remote, Unlock factory remote, Any button pressed, Handbrake / Parking, Speed 10kmph, Engine running, Engine speed (RPM), Ignition, Key inserted.

Table with columns for connector 10 pin. Includes rows for Footbrake, Drivers door opening sim., Turn off the engine, Turn on the engine, Turn signal control, Trunk release, Opening all doors, Closing all doors, GND, PWR +12V.

Summary table for Porsche Macan (95) with rows for Contr. of factory alarm, Contr.c.lock, when ign.is on, and Comfort closure.

Attention:

PORSCHE PANAMERA (971) (Hybrid) (Plug-in)

year: 2021 ->

with and without Keyless System

program #: 14984

from: 2023-10-25

Table with columns for CAN H, CAN L, CAN H, CAN L, CAN H, CAN L, OUT +, OUT -. Includes rows for CAN1-H, CAN1-L, CAN2-H, CAN2-L, CAN3-H, CAN3-L, and functions like 'Alternative blink control' and 'Alt. contr. centr. lock'.

Table with columns for connector 15 pin. Includes rows for Driver door sensor, Passengers door sensor, Trunk lid, Hood sense, Original alarm++, Arming state, Lock factory remote, Unlock factory remote, Any button pressed, Handbrake / Parking, Speed 10kmph, Engine running, Engine speed (RPM), Ignition, Key inserted.

Table with columns for connector 10 pin. Includes rows for Footbrake, Drivers door opening sim., Turn off the engine, Turn on the engine, Turn signal control, Trunk release, Opening all doors, Closing all doors, GND, PWR +12V.

Summary table for Porsche Panamera (971) (Hybrid) (Plug-in) with rows for Contr. of factory alarm, Contr.c.lock, when ign.is on, and Comfort closure.

Attention:

PORSCHE PANAMERA (971)

year: 2017 ->

with and without Keyless System

program #: 12749

from: 2023-05-22

Table with columns for CAN H, CAN L, CAN H, CAN L, CAN H, CAN L, OUT +, OUT -. Includes rows for CAN1-H, CAN1-L, CAN2-H, CAN2-L, CAN3-H, CAN3-L, and functions like 'Alternative blink control' and 'Alt. contr. centr. lock'.

Table with columns for connector 15 pin. Includes rows for Driver door sensor, Passengers door sensor, Trunk lid, Hood sense, Original alarm++, Arming state, Lock factory remote, Unlock factory remote, Any button pressed, Handbrake / Parking, Speed 10kmph, Engine running, Engine speed (RPM), Ignition, Key inserted.

Table with columns for connector 10 pin. Includes rows for Footbrake, Drivers door opening sim., Turn off the engine, Turn on the engine, Turn signal control, Trunk release, Opening all doors, Closing all doors, GND, PWR +12V.

Summary table for Porsche Panamera (971) with rows for Contr. of factory alarm, Contr.c.lock, when ign.is on, and Comfort closure.

Attention:

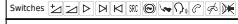







| RAM 700         |        |        |        |        |        |                           |                         | year: 2021 →       | with and without Keyless System | program No: 13935 | from: 2023-01-19 |                  |              |                     |                       |                    |                     |              |                |                    |          |              |           |                           |                     |                    |                     |               |                   |                   |     |          |                         |                              |                 |
|-----------------|--------|--------|--------|--------|--------|---------------------------|-------------------------|--------------------|---------------------------------|-------------------|------------------|------------------|--------------|---------------------|-----------------------|--------------------|---------------------|--------------|----------------|--------------------|----------|--------------|-----------|---------------------------|---------------------|--------------------|---------------------|---------------|-------------------|-------------------|-----|----------|-------------------------|------------------------------|-----------------|
| connector 8 pin |        |        |        |        |        |                           |                         | connector 15 pin   |                                 |                   |                  |                  |              |                     | connector 10 pin      |                    |                     |              |                |                    |          |              |           |                           |                     |                    |                     |               |                   |                   |     |          |                         |                              |                 |
| CAN H           | CAN L  | CAN H  | CAN L  | CAN H  | CAN L  | OUT +                     | OUT -                   | OUT                | OUT                             | OUT               | OUT              | OUT              | OUT          | OUT                 | OUT                   | OUT                | OUT                 | IN           | IN             | IN                 | IN       | IN           | IN        | IN                        |                     |                    |                     |               |                   |                   |     |          |                         |                              |                 |
| CAN1-H          | CAN1-L | CAN2-H | CAN2-L | CAN3-H | CAN3-L | Alternative blink control | Alt. contr. centr. lock | Driver door sensor | Passengers door sensor          | Trunk lid         | Hood sense       | Original alarm++ | Arming state | Lock factory remote | Unlock factory remote | Any button pressed | Handbrake / Parking | Speed 10kmph | Engine running | Engine speed (RPM) | Ignition | Key inserted | Footbrake | Drivers door opening sim. | Turn off the engine | Turn on the engine | Turn signal control | Trunk release | Opening all doors | Closing all doors | GND | PWR +12V | Contr. of factory alarm | Contr.c.lock. when ign.is on | Comfort closure |
| 1               | 2      | 3      | 4      | 5      | 6      | 7                         | 8                       | 1                  | 2                               | 3                 | 4                | 5                | 6            | 7                   | 8                     | 9                  | 10                  | 11           | 12             | 13                 | 14       | 15           | 1         | 2                         | 3                   | 4                  | 5                   | 6             | 7                 | 8                 | 9   | 10       |                         |                              |                 |
| +               | +      | +      | +      |        |        | +                         | +                       | +                  | +                               | +                 | +                | +                | +            | +                   | +                     | +                  | +                   | +            | +              | +                  | +        | +            | +         | +                         | +                   | +                  | +                   | +             | +                 | +                 | +   | +        | +                       | +                            | +               |

Attention:




| RAM PROMASTER   |        |        |        |        |        |                           |                         | year: 2023 →       |                        | program No: 14425 | from: 2023-01-19 |                  |              |                     |                       |                    |                     |              |                |                    |          |              |           |                           |                     |                    |                     |               |                   |                   |     |          |                         |                              |                 |
|-----------------|--------|--------|--------|--------|--------|---------------------------|-------------------------|--------------------|------------------------|-------------------|------------------|------------------|--------------|---------------------|-----------------------|--------------------|---------------------|--------------|----------------|--------------------|----------|--------------|-----------|---------------------------|---------------------|--------------------|---------------------|---------------|-------------------|-------------------|-----|----------|-------------------------|------------------------------|-----------------|
| connector 8 pin |        |        |        |        |        |                           |                         | connector 15 pin   |                        |                   |                  |                  |              |                     | connector 10 pin      |                    |                     |              |                |                    |          |              |           |                           |                     |                    |                     |               |                   |                   |     |          |                         |                              |                 |
| CAN H           | CAN L  | CAN H  | CAN L  | CAN H  | CAN L  | OUT +                     | OUT -                   | OUT                | OUT                    | OUT               | OUT              | OUT              | OUT          | OUT                 | OUT                   | OUT                | OUT                 | IN           | IN             | IN                 | IN       | IN           | IN        | IN                        | IN                  |                    |                     |               |                   |                   |     |          |                         |                              |                 |
| CAN1-H          | CAN1-L | CAN2-H | CAN2-L | CAN3-H | CAN3-L | Alternative blink control | Alt. contr. centr. lock | Driver door sensor | Passengers door sensor | Trunk lid         | Hood sense       | Original alarm++ | Arming state | Lock factory remote | Unlock factory remote | Any button pressed | Handbrake / Parking | Speed 10kmph | Engine running | Engine speed (RPM) | Ignition | Key inserted | Footbrake | Drivers door opening sim. | Turn off the engine | Turn on the engine | Turn signal control | Trunk release | Opening all doors | Closing all doors | GND | PWR +12V | Contr. of factory alarm | Contr.c.lock. when ign.is on | Comfort closure |
| 1               | 2      | 3      | 4      | 5      | 6      | 7                         | 8                       | 1                  | 2                      | 3                 | 4                | 5                | 6            | 7                   | 8                     | 9                  | 10                  | 11           | 12             | 13                 | 14       | 15           | 1         | 2                         | 3                   | 4                  | 5                   | 6             | 7                 | 8                 | 9   | 10       |                         |                              |                 |
| +               | +      | +      | +      |        |        | +                         | +                       | +                  | +                      | +                 | +                | +                | +            | +                   | +                     | +                  | +                   | +            | +              | +                  | +        | +            | +         | +                         | +                   | +                  | +                   | +             | +                 | +                 | +   | +        | +                       | +                            | +               |

Attention:




| RAM PROMASTER   |        |        |        |        |        |                           |                         | year: 2022 →       |                        | program No: 14426 | from: 2023-01-19 |                  |              |                     |                       |                    |                     |              |                |                    |          |              |           |                           |                     |                    |                     |               |                   |                   |     |          |                         |                              |                 |
|-----------------|--------|--------|--------|--------|--------|---------------------------|-------------------------|--------------------|------------------------|-------------------|------------------|------------------|--------------|---------------------|-----------------------|--------------------|---------------------|--------------|----------------|--------------------|----------|--------------|-----------|---------------------------|---------------------|--------------------|---------------------|---------------|-------------------|-------------------|-----|----------|-------------------------|------------------------------|-----------------|
| connector 8 pin |        |        |        |        |        |                           |                         | connector 15 pin   |                        |                   |                  |                  |              |                     | connector 10 pin      |                    |                     |              |                |                    |          |              |           |                           |                     |                    |                     |               |                   |                   |     |          |                         |                              |                 |
| CAN H           | CAN L  | CAN H  | CAN L  | CAN H  | CAN L  | OUT +                     | OUT -                   | OUT                | OUT                    | OUT               | OUT              | OUT              | OUT          | OUT                 | OUT                   | OUT                | OUT                 | IN           | IN             | IN                 | IN       | IN           | IN        | IN                        | IN                  |                    |                     |               |                   |                   |     |          |                         |                              |                 |
| CAN1-H          | CAN1-L | CAN2-H | CAN2-L | CAN3-H | CAN3-L | Alternative blink control | Alt. contr. centr. lock | Driver door sensor | Passengers door sensor | Trunk lid         | Hood sense       | Original alarm++ | Arming state | Lock factory remote | Unlock factory remote | Any button pressed | Handbrake / Parking | Speed 10kmph | Engine running | Engine speed (RPM) | Ignition | Key inserted | Footbrake | Drivers door opening sim. | Turn off the engine | Turn on the engine | Turn signal control | Trunk release | Opening all doors | Closing all doors | GND | PWR +12V | Contr. of factory alarm | Contr.c.lock. when ign.is on | Comfort closure |
| 1               | 2      | 3      | 4      | 5      | 6      | 7                         | 8                       | 1                  | 2                      | 3                 | 4                | 5                | 6            | 7                   | 8                     | 9                  | 10                  | 11           | 12             | 13                 | 14       | 15           | 1         | 2                         | 3                   | 4                  | 5                   | 6             | 7                 | 8                 | 9   | 10       |                         |                              |                 |
| +               | +      | +      | +      |        |        | +                         | +                       | +                  | +                      | +                 | +                | +                | +            | +                   | +                     | +                  | +                   | +            | +              | +                  | +        | +            | +         | +                         | +                   | +                  | +                   | +             | +                 | +                 | +   | +        | +                       | +                            | +               |

Attention:



| RAM PROMASTER   |        |        |        |        |        |                           |                         | year: 2020 →       |                        | program No: 14452 | from: 2022-12-28 |                  |              |                     |                       |                    |                     |              |                |                    |          |              |           |                           |                     |                    |                     |               |                   |                   |     |          |                         |                              |                 |
|-----------------|--------|--------|--------|--------|--------|---------------------------|-------------------------|--------------------|------------------------|-------------------|------------------|------------------|--------------|---------------------|-----------------------|--------------------|---------------------|--------------|----------------|--------------------|----------|--------------|-----------|---------------------------|---------------------|--------------------|---------------------|---------------|-------------------|-------------------|-----|----------|-------------------------|------------------------------|-----------------|
| connector 8 pin |        |        |        |        |        |                           |                         | connector 15 pin   |                        |                   |                  |                  |              |                     | connector 10 pin      |                    |                     |              |                |                    |          |              |           |                           |                     |                    |                     |               |                   |                   |     |          |                         |                              |                 |
| CAN H           | CAN L  | CAN H  | CAN L  | CAN H  | CAN L  | OUT +                     | OUT -                   | OUT                | OUT                    | OUT               | OUT              | OUT              | OUT          | OUT                 | OUT                   | OUT                | OUT                 | IN           | IN             | IN                 | IN       | IN           | IN        | IN                        | IN                  |                    |                     |               |                   |                   |     |          |                         |                              |                 |
| CAN1-H          | CAN1-L | CAN2-H | CAN2-L | CAN3-H | CAN3-L | Alternative blink control | Alt. contr. centr. lock | Driver door sensor | Passengers door sensor | Trunk lid         | Hood sense       | Original alarm++ | Arming state | Lock factory remote | Unlock factory remote | Any button pressed | Handbrake / Parking | Speed 10kmph | Engine running | Engine speed (RPM) | Ignition | Key inserted | Footbrake | Drivers door opening sim. | Turn off the engine | Turn on the engine | Turn signal control | Trunk release | Opening all doors | Closing all doors | GND | PWR +12V | Contr. of factory alarm | Contr.c.lock. when ign.is on | Comfort closure |
| 1               | 2      | 3      | 4      | 5      | 6      | 7                         | 8                       | 1                  | 2                      | 3                 | 4                | 5                | 6            | 7                   | 8                     | 9                  | 10                  | 11           | 12             | 13                 | 14       | 15           | 1         | 2                         | 3                   | 4                  | 5                   | 6             | 7                 | 8                 | 9   | 10       |                         |                              |                 |
| +               | +      | +      | +      |        |        | +                         | +                       | +                  | +                      | +                 | +                | +                | +            | +                   | +                     | +                  | +                   | +            | +              | +                  | +        | +            | +         | +                         | +                   | +                  | +                   | +             | +                 | +                 | +   | +        | +                       | +                            | +               |

Attention:



| RAM PROMASTER   |        |        |        |        |        |                           |                         | year: 2017 →       |                        | program No: 12668 | from: 2022-12-15 |                  |              |                     |                       |                    |                     |              |                |                    |          |              |           |                           |                     |                    |                     |               |                   |                   |     |          |                         |                              |                 |
|-----------------|--------|--------|--------|--------|--------|---------------------------|-------------------------|--------------------|------------------------|-------------------|------------------|------------------|--------------|---------------------|-----------------------|--------------------|---------------------|--------------|----------------|--------------------|----------|--------------|-----------|---------------------------|---------------------|--------------------|---------------------|---------------|-------------------|-------------------|-----|----------|-------------------------|------------------------------|-----------------|
| connector 8 pin |        |        |        |        |        |                           |                         | connector 15 pin   |                        |                   |                  |                  |              |                     | connector 10 pin      |                    |                     |              |                |                    |          |              |           |                           |                     |                    |                     |               |                   |                   |     |          |                         |                              |                 |
| CAN H           | CAN L  | CAN H  | CAN L  | CAN H  | CAN L  | OUT +                     | OUT -                   | OUT                | OUT                    | OUT               | OUT              | OUT              | OUT          | OUT                 | OUT                   | OUT                | OUT                 | IN           | IN             | IN                 | IN       | IN           | IN        | IN                        | IN                  |                    |                     |               |                   |                   |     |          |                         |                              |                 |
| CAN1-H          | CAN1-L | CAN2-H | CAN2-L | CAN3-H | CAN3-L | Alternative blink control | Alt. contr. centr. lock | Driver door sensor | Passengers door sensor | Trunk lid         | Hood sense       | Original alarm++ | Arming state | Lock factory remote | Unlock factory remote | Any button pressed | Handbrake / Parking | Speed 10kmph | Engine running | Engine speed (RPM) | Ignition | Key inserted | Footbrake | Drivers door opening sim. | Turn off the engine | Turn on the engine | Turn signal control | Trunk release | Opening all doors | Closing all doors | GND | PWR +12V | Contr. of factory alarm | Contr.c.lock. when ign.is on | Comfort closure |
| 1               | 2      | 3      | 4      | 5      | 6      | 7                         | 8                       | 1                  | 2                      | 3                 | 4                | 5                | 6            | 7                   | 8                     | 9                  | 10                  | 11           | 12             | 13                 | 14       | 15           | 1         | 2                         | 3                   | 4                  | 5                   | 6             | 7                 | 8                 | 9   | 10       |                         |                              |                 |
| +               | +      | +      | +      |        |        | +                         | +                       | +                  | +                      | +                 | +                | +                | +            | +                   | +                     | +                  | +                   | +            | +              | +                  | +        | +            | +         | +                         | +                   | +                  | +                   | +             | +                 | +                 | +   | +        | +                       | +                            | +               |

Attention:





**RENAULT ARKANA (Hybrid) (Keyless)**

year: 2022 →

with Keyless System

program #: 14188

from: 2023-10-24

| connector 8 pin |        |        |        |        |        |                           |                         |
|-----------------|--------|--------|--------|--------|--------|---------------------------|-------------------------|
| CAN H           | CAN L  | CAN H  | CAN L  | CAN H  | CAN L  | OUT +                     | OUT -                   |
| CAN1-H          | CAN1-L | CAN2-H | CAN2-L | CAN3-H | CAN3-L | Alternative blink control | Alt. contr. centr. lock |
| 1               | 2      | 3      | 4      | 5      | 6      | 7                         | 8                       |
| +               | +      | +      | +      | +      | +      | +                         | +                       |

| connector 15 pin   |                        |           |            |                  |              |                     |                       |                    |                     |              |                |                    |          |              |
|--------------------|------------------------|-----------|------------|------------------|--------------|---------------------|-----------------------|--------------------|---------------------|--------------|----------------|--------------------|----------|--------------|
| OUT                | OUT                    | OUT       | OUT        | OUT              | OUT          | OUT                 | OUT                   | OUT                | OUT                 | OUT          | OUT            | OUT                | OUT      | OUT          |
| Driver door sensor | Passengers door sensor | Trunk lid | Hood sense | Original alarm++ | Arming state | Lock factory remote | Unlock factory remote | Any button pressed | Handbrake / Parking | Speed 10kmph | Engine running | Engine speed (RPM) | Ignition | Key inserted |
| 1                  | 2                      | 3         | 4          | 5                | 6            | 7                   | 8                     | 9                  | 10                  | 11           | 12             | 13                 | 14       | 15           |
| +                  | +                      | +         | +          | +                | +            | +                   | +                     | +                  | +                   | +            | +              | +                  | +        | +            |

| connector 10 pin |                           |                     |                    |                     |               |                   |                   |     |          |
|------------------|---------------------------|---------------------|--------------------|---------------------|---------------|-------------------|-------------------|-----|----------|
| OUT              | IN                        | IN                  | IN                 | IN                  | IN            | IN                | IN                | IN  | +        |
| Footbrake        | Drivers door opening sim. | Turn off the engine | Turn on the engine | Turn signal control | Trunk release | Opening all doors | Closing all doors | GND | PWR +12V |
| 1                | 2                         | 3                   | 4                  | 5                   | 6             | 7                 | 8                 | 9   | 10       |
| +                | +                         | +                   | +                  | +                   | +             | +                 | +                 | +   | +        |

|                         |                              |                 |
|-------------------------|------------------------------|-----------------|
| Contr. of factory alarm | Contr.c.lock. when ign.is on | Comfort closure |
| +                       | +                            | +               |

Attention:

**RENAULT ARKANA (RussianMarket)**

year: 2020 →

program #: 13398

from: 2020-12-17

| connector 8 pin |        |        |        |        |        |                           |                         |
|-----------------|--------|--------|--------|--------|--------|---------------------------|-------------------------|
| CAN H           | CAN L  | CAN H  | CAN L  | CAN H  | CAN L  | OUT +                     | OUT -                   |
| CAN1-H          | CAN1-L | CAN2-H | CAN2-L | CAN3-H | CAN3-L | Alternative blink control | Alt. contr. centr. lock |
| 1               | 2      | 3      | 4      | 5      | 6      | 7                         | 8                       |
| +               | +      | +      | +      | +      | +      | +                         | +                       |

| connector 15 pin   |                        |           |            |                  |              |                     |                       |                    |                     |              |                |                    |          |              |
|--------------------|------------------------|-----------|------------|------------------|--------------|---------------------|-----------------------|--------------------|---------------------|--------------|----------------|--------------------|----------|--------------|
| OUT                | OUT                    | OUT       | OUT        | OUT              | OUT          | OUT                 | OUT                   | OUT                | OUT                 | OUT          | OUT            | OUT                | OUT      | OUT          |
| Driver door sensor | Passengers door sensor | Trunk lid | Hood sense | Original alarm++ | Arming state | Lock factory remote | Unlock factory remote | Any button pressed | Handbrake / Parking | Speed 10kmph | Engine running | Engine speed (RPM) | Ignition | Key inserted |
| 1                  | 2                      | 3         | 4          | 5                | 6            | 7                   | 8                     | 9                  | 10                  | 11           | 12             | 13                 | 14       | 15           |
| +                  | +                      | +         | +          | +                | +            | +                   | +                     | +                  | +                   | +            | +              | +                  | +        | +            |

| connector 10 pin |                           |                     |                    |                     |               |                   |                   |     |          |
|------------------|---------------------------|---------------------|--------------------|---------------------|---------------|-------------------|-------------------|-----|----------|
| OUT              | IN                        | IN                  | IN                 | IN                  | IN            | IN                | IN                | IN  | +        |
| Footbrake        | Drivers door opening sim. | Turn off the engine | Turn on the engine | Turn signal control | Trunk release | Opening all doors | Closing all doors | GND | PWR +12V |
| 1                | 2                         | 3                   | 4                  | 5                   | 6             | 7                 | 8                 | 9   | 10       |
| +                | +                         | +                   | +                  | +                   | +             | +                 | +                 | +   | +        |

|                         |                              |                 |
|-------------------------|------------------------------|-----------------|
| Contr. of factory alarm | Contr.c.lock. when ign.is on | Comfort closure |
| +                       | +                            | +               |

Attention:

**RENAULT AUSTRAL**

year: 2023 →

with and without Keyless System

program #: 14624

from: 2023-05-04

| connector 8 pin |        |        |        |        |        |                           |                         |
|-----------------|--------|--------|--------|--------|--------|---------------------------|-------------------------|
| CAN H           | CAN L  | CAN H  | CAN L  | CAN H  | CAN L  | OUT +                     | OUT -                   |
| CAN1-H          | CAN1-L | CAN2-H | CAN2-L | CAN3-H | CAN3-L | Alternative blink control | Alt. contr. centr. lock |
| 1               | 2      | 3      | 4      | 5      | 6      | 7                         | 8                       |
| +               | +      | +      | +      | +      | +      | +                         | +                       |

| connector 15 pin   |                        |           |            |                  |              |                     |                       |                    |                     |              |                |                    |          |              |
|--------------------|------------------------|-----------|------------|------------------|--------------|---------------------|-----------------------|--------------------|---------------------|--------------|----------------|--------------------|----------|--------------|
| OUT                | OUT                    | OUT       | OUT        | OUT              | OUT          | OUT                 | OUT                   | OUT                | OUT                 | OUT          | OUT            | OUT                | OUT      | OUT          |
| Driver door sensor | Passengers door sensor | Trunk lid | Hood sense | Original alarm++ | Arming state | Lock factory remote | Unlock factory remote | Any button pressed | Handbrake / Parking | Speed 10kmph | Engine running | Engine speed (RPM) | Ignition | Key inserted |
| 1                  | 2                      | 3         | 4          | 5                | 6            | 7                   | 8                     | 9                  | 10                  | 11           | 12             | 13                 | 14       | 15           |
| +                  | +                      | +         | +          | +                | +            | +                   | +                     | +                  | +                   | +            | +              | +                  | +        | +            |

| connector 10 pin |                           |                     |                    |                     |               |                   |                   |     |          |
|------------------|---------------------------|---------------------|--------------------|---------------------|---------------|-------------------|-------------------|-----|----------|
| OUT              | IN                        | IN                  | IN                 | IN                  | IN            | IN                | IN                | IN  | +        |
| Footbrake        | Drivers door opening sim. | Turn off the engine | Turn on the engine | Turn signal control | Trunk release | Opening all doors | Closing all doors | GND | PWR +12V |
| 1                | 2                         | 3                   | 4                  | 5                   | 6             | 7                 | 8                 | 9   | 10       |
| +                | +                         | +                   | +                  | +                   | +             | +                 | +                 | +   | +        |

|                         |                              |                 |
|-------------------------|------------------------------|-----------------|
| Contr. of factory alarm | Contr.c.lock. when ign.is on | Comfort closure |
| +                       | +                            | +               |

Attention:

**RENAULT AUSTRAL E-TECH (Hybrid)**

year: 2023 →

with and without Keyless System

program #: 14985

from: 2023-10-26

| connector 8 pin |        |        |        |        |        |                           |                         |
|-----------------|--------|--------|--------|--------|--------|---------------------------|-------------------------|
| CAN H           | CAN L  | CAN H  | CAN L  | CAN H  | CAN L  | OUT +                     | OUT -                   |
| CAN1-H          | CAN1-L | CAN2-H | CAN2-L | CAN3-H | CAN3-L | Alternative blink control | Alt. contr. centr. lock |
| 1               | 2      | 3      | 4      | 5      | 6      | 7                         | 8                       |
| +               | +      | +      | +      | +      | +      | +                         | +                       |

| connector 15 pin   |                        |           |            |                  |              |                     |                       |                    |                     |              |                |                    |          |              |
|--------------------|------------------------|-----------|------------|------------------|--------------|---------------------|-----------------------|--------------------|---------------------|--------------|----------------|--------------------|----------|--------------|
| OUT                | OUT                    | OUT       | OUT        | OUT              | OUT          | OUT                 | OUT                   | OUT                | OUT                 | OUT          | OUT            | OUT                | OUT      | OUT          |
| Driver door sensor | Passengers door sensor | Trunk lid | Hood sense | Original alarm++ | Arming state | Lock factory remote | Unlock factory remote | Any button pressed | Handbrake / Parking | Speed 10kmph | Engine running | Engine speed (RPM) | Ignition | Key inserted |
| 1                  | 2                      | 3         | 4          | 5                | 6            | 7                   | 8                     | 9                  | 10                  | 11           | 12             | 13                 | 14       | 15           |
| +                  | +                      | +         | +          | +                | +            | +                   | +                     | +                  | +                   | +            | +              | +                  | +        | +            |

| connector 10 pin |                           |                     |                    |                     |               |                   |                   |     |          |
|------------------|---------------------------|---------------------|--------------------|---------------------|---------------|-------------------|-------------------|-----|----------|
| OUT              | IN                        | IN                  | IN                 | IN                  | IN            | IN                | IN                | IN  | +        |
| Footbrake        | Drivers door opening sim. | Turn off the engine | Turn on the engine | Turn signal control | Trunk release | Opening all doors | Closing all doors | GND | PWR +12V |
| 1                | 2                         | 3                   | 4                  | 5                   | 6             | 7                 | 8                 | 9   | 10       |
| +                | +                         | +                   | +                  | +                   | +             | +                 | +                 | +   | +        |

|                         |                              |                 |
|-------------------------|------------------------------|-----------------|
| Contr. of factory alarm | Contr.c.lock. when ign.is on | Comfort closure |
| +                       | +                            | +               |

Attention:

**RENAULT CAPTUR II**

year: 2020 →

with and without Keyless System

program #: 12984

from: 2023-10-24

| connector 8 pin |        |        |        |        |        |                           |                         |
|-----------------|--------|--------|--------|--------|--------|---------------------------|-------------------------|
| CAN H           | CAN L  | CAN H  | CAN L  | CAN H  | CAN L  | OUT +                     | OUT -                   |
| CAN1-H          | CAN1-L | CAN2-H | CAN2-L | CAN3-H | CAN3-L | Alternative blink control | Alt. contr. centr. lock |
| 1               | 2      | 3      | 4      | 5      | 6      | 7                         | 8                       |
| +               | +      | +      | +      | +      | +      | +                         | +                       |

| connector 15 pin   |                        |           |            |                  |              |                     |                       |                    |                     |              |                |                    |          |              |
|--------------------|------------------------|-----------|------------|------------------|--------------|---------------------|-----------------------|--------------------|---------------------|--------------|----------------|--------------------|----------|--------------|
| OUT                | OUT                    | OUT       | OUT        | OUT              | OUT          | OUT                 | OUT                   | OUT                | OUT                 | OUT          | OUT            | OUT                | OUT      | OUT          |
| Driver door sensor | Passengers door sensor | Trunk lid | Hood sense | Original alarm++ | Arming state | Lock factory remote | Unlock factory remote | Any button pressed | Handbrake / Parking | Speed 10kmph | Engine running | Engine speed (RPM) | Ignition | Key inserted |
| 1                  | 2                      | 3         | 4          | 5                | 6            | 7                   | 8                     | 9                  | 10                  | 11           | 12             | 13                 | 14       | 15           |
| +                  | +                      | +         | +          | +                | +            | +                   | +                     | +                  | +                   | +            | +              | +                  | +        | +            |

| connector 10 pin |                           |                     |                    |                     |               |                   |                   |     |          |
|------------------|---------------------------|---------------------|--------------------|---------------------|---------------|-------------------|-------------------|-----|----------|
| OUT              | IN                        | IN                  | IN                 | IN                  | IN            | IN                | IN                | IN  | +        |
| Footbrake        | Drivers door opening sim. | Turn off the engine | Turn on the engine | Turn signal control | Trunk release | Opening all doors | Closing all doors | GND | PWR +12V |
| 1                | 2                         | 3                   | 4                  | 5                   | 6             | 7                 | 8                 | 9   | 10       |
| +                | +                         | +                   | +                  | +                   | +             | +                 | +                 | +   | +        |

|                         |                              |                 |
|-------------------------|------------------------------|-----------------|
| Contr. of factory alarm | Contr.c.lock. when ign.is on | Comfort closure |
| +                       | +                            | +               |

Attention:

Switches



| RENAULT CLIO V (Hybrid) (Keyless) |        |        |        |        |        |                           |                         |                    |                        | year: 2024 → with Keyless System |            |                  |              |                     |                       |                    |                     |              |                | program №: 14976   |          |              |           |                           |                     |                    |                     |               |                   | from: 2023-10-23  |     |          |                         |                              |                 |   |   |   |   |   |   |    |   |   |   |   |   |   |   |   |   |   |   |   |   |   |   |   |   |   |   |   |   |   |   |   |   |   |   |   |   |   |
|-----------------------------------|--------|--------|--------|--------|--------|---------------------------|-------------------------|--------------------|------------------------|----------------------------------|------------|------------------|--------------|---------------------|-----------------------|--------------------|---------------------|--------------|----------------|--------------------|----------|--------------|-----------|---------------------------|---------------------|--------------------|---------------------|---------------|-------------------|-------------------|-----|----------|-------------------------|------------------------------|-----------------|---|---|---|---|---|---|----|---|---|---|---|---|---|---|---|---|---|---|---|---|---|---|---|---|---|---|---|---|---|---|---|---|---|---|---|---|---|
| connector 8 pin                   |        |        |        |        |        |                           |                         | connector 15 pin   |                        |                                  |            |                  |              |                     |                       | connector 10 pin   |                     |              |                |                    |          |              |           | connector 10 pin          |                     |                    |                     |               |                   |                   |     |          |                         |                              |                 |   |   |   |   |   |   |    |   |   |   |   |   |   |   |   |   |   |   |   |   |   |   |   |   |   |   |   |   |   |   |   |   |   |   |   |   |   |
| CAN H                             | CAN L  | CAN H  | CAN L  | CAN H  | CAN L  | CAN H                     | CAN L                   | OUT                | OUT                    | OUT                              | OUT        | OUT              | OUT          | OUT                 | OUT                   | OUT                | OUT                 | OUT          | IN             | IN                 | IN       | IN           | IN        | IN                        | IN                  | OUT                | IN                  | IN            | IN                | IN                | IN  | IN       | IN                      |                              |                 |   |   |   |   |   |   |    |   |   |   |   |   |   |   |   |   |   |   |   |   |   |   |   |   |   |   |   |   |   |   |   |   |   |   |   |   |   |
| CAN1-H                            | CAN1-L | CAN2-H | CAN2-L | CAN3-H | CAN3-L | Alternative blink control | Alt. contr. centr. lock | Driver door sensor | Passengers door sensor | Trunk lid                        | Hood sense | Original alarm++ | Arming state | Lock factory remote | Unlock factory remote | Any button pressed | Handbrake / Parking | Speed 10kmph | Engine running | Engine speed (RPM) | Ignition | Key inserted | Footbrake | Drivers door opening sim. | Turn off the engine | Turn on the engine | Turn signal control | Trunk release | Opening all doors | Closing all doors | GND | PWR +12V | Contr. of factory alarm | Contr.c.lock, when ign.is on | Comfort closure |   |   |   |   |   |   |    |   |   |   |   |   |   |   |   |   |   |   |   |   |   |   |   |   |   |   |   |   |   |   |   |   |   |   |   |   |   |
| 1                                 | 2      | 3      | 4      | 5      | 6      | 7                         | 8                       | 1                  | 2                      | 3                                | 4          | 5                | 6            | 7                   | 8                     | 9                  | 10                  | 11           | 12             | 13                 | 14       | 15           | 1         | 2                         | 3                   | 4                  | 5                   | 6             | 7                 | 8                 | 9   | 10       | 1                       | 2                            | 3               | 4 | 5 | 6 | 7 | 8 | 9 | 10 | + | + | + | + | + | + | + | + | + | + | + | + | + | + | + | + | + | + | + | + | + | + | + | + | + | + | + | + | + | + |

Attention:

| RENAULT CLIO V  |        |        |        |        |        |                           |                         |                    |                        | year: 2024 → with Keyless System |            |                  |              |                     |                       |                    |                     |              |                | program №: 14986   |          |              |           |                           |                     |                    |                     |               |                   | from: 2023-10-26  |     |          |                         |                              |                 |   |   |   |   |   |   |    |   |   |   |   |   |   |   |   |   |   |   |   |   |   |   |   |   |   |   |   |   |   |   |   |   |   |   |   |   |   |
|-----------------|--------|--------|--------|--------|--------|---------------------------|-------------------------|--------------------|------------------------|----------------------------------|------------|------------------|--------------|---------------------|-----------------------|--------------------|---------------------|--------------|----------------|--------------------|----------|--------------|-----------|---------------------------|---------------------|--------------------|---------------------|---------------|-------------------|-------------------|-----|----------|-------------------------|------------------------------|-----------------|---|---|---|---|---|---|----|---|---|---|---|---|---|---|---|---|---|---|---|---|---|---|---|---|---|---|---|---|---|---|---|---|---|---|---|---|---|
| connector 8 pin |        |        |        |        |        |                           |                         | connector 15 pin   |                        |                                  |            |                  |              |                     |                       | connector 10 pin   |                     |              |                |                    |          |              |           | connector 10 pin          |                     |                    |                     |               |                   |                   |     |          |                         |                              |                 |   |   |   |   |   |   |    |   |   |   |   |   |   |   |   |   |   |   |   |   |   |   |   |   |   |   |   |   |   |   |   |   |   |   |   |   |   |
| CAN H           | CAN L  | CAN H  | CAN L  | CAN H  | CAN L  | CAN H                     | CAN L                   | OUT                | OUT                    | OUT                              | OUT        | OUT              | OUT          | OUT                 | OUT                   | OUT                | OUT                 | OUT          | IN             | IN                 | IN       | IN           | IN        | IN                        | IN                  | OUT                | IN                  | IN            | IN                | IN                | IN  | IN       | IN                      |                              |                 |   |   |   |   |   |   |    |   |   |   |   |   |   |   |   |   |   |   |   |   |   |   |   |   |   |   |   |   |   |   |   |   |   |   |   |   |   |
| CAN1-H          | CAN1-L | CAN2-H | CAN2-L | CAN3-H | CAN3-L | Alternative blink control | Alt. contr. centr. lock | Driver door sensor | Passengers door sensor | Trunk lid                        | Hood sense | Original alarm++ | Arming state | Lock factory remote | Unlock factory remote | Any button pressed | Handbrake / Parking | Speed 10kmph | Engine running | Engine speed (RPM) | Ignition | Key inserted | Footbrake | Drivers door opening sim. | Turn off the engine | Turn on the engine | Turn signal control | Trunk release | Opening all doors | Closing all doors | GND | PWR +12V | Contr. of factory alarm | Contr.c.lock, when ign.is on | Comfort closure |   |   |   |   |   |   |    |   |   |   |   |   |   |   |   |   |   |   |   |   |   |   |   |   |   |   |   |   |   |   |   |   |   |   |   |   |   |
| 1               | 2      | 3      | 4      | 5      | 6      | 7                         | 8                       | 1                  | 2                      | 3                                | 4          | 5                | 6            | 7                   | 8                     | 9                  | 10                  | 11           | 12             | 13                 | 14       | 15           | 1         | 2                         | 3                   | 4                  | 5                   | 6             | 7                 | 8                 | 9   | 10       | 1                       | 2                            | 3               | 4 | 5 | 6 | 7 | 8 | 9 | 10 | + | + | + | + | + | + | + | + | + | + | + | + | + | + | + | + | + | + | + | + | + | + | + | + | + | + | + | + | + | + |

Attention:

| RENAULT CLIO V (Start-button) |        |        |        |        |        |                           |                         |                    |                        | year: 2020 → with and without Keyless System |            |                  |              |                     |                       |                    |                     |              |                | program №: 12853   |          |              |           |                           |                     |                    |                     |               |                   | from: 2023-10-24  |     |          |                         |                              |                 |   |   |   |   |   |   |    |   |   |   |   |   |   |   |   |   |   |   |   |   |   |   |   |   |   |   |   |   |   |   |   |   |   |   |   |   |   |
|-------------------------------|--------|--------|--------|--------|--------|---------------------------|-------------------------|--------------------|------------------------|----------------------------------------------|------------|------------------|--------------|---------------------|-----------------------|--------------------|---------------------|--------------|----------------|--------------------|----------|--------------|-----------|---------------------------|---------------------|--------------------|---------------------|---------------|-------------------|-------------------|-----|----------|-------------------------|------------------------------|-----------------|---|---|---|---|---|---|----|---|---|---|---|---|---|---|---|---|---|---|---|---|---|---|---|---|---|---|---|---|---|---|---|---|---|---|---|---|---|
| connector 8 pin               |        |        |        |        |        |                           |                         | connector 15 pin   |                        |                                              |            |                  |              |                     |                       | connector 10 pin   |                     |              |                |                    |          |              |           | connector 10 pin          |                     |                    |                     |               |                   |                   |     |          |                         |                              |                 |   |   |   |   |   |   |    |   |   |   |   |   |   |   |   |   |   |   |   |   |   |   |   |   |   |   |   |   |   |   |   |   |   |   |   |   |   |
| CAN H                         | CAN L  | CAN H  | CAN L  | CAN H  | CAN L  | CAN H                     | CAN L                   | OUT                | OUT                    | OUT                                          | OUT        | OUT              | OUT          | OUT                 | OUT                   | OUT                | OUT                 | OUT          | IN             | IN                 | IN       | IN           | IN        | IN                        | IN                  | OUT                | IN                  | IN            | IN                | IN                | IN  | IN       | IN                      |                              |                 |   |   |   |   |   |   |    |   |   |   |   |   |   |   |   |   |   |   |   |   |   |   |   |   |   |   |   |   |   |   |   |   |   |   |   |   |   |
| CAN1-H                        | CAN1-L | CAN2-H | CAN2-L | CAN3-H | CAN3-L | Alternative blink control | Alt. contr. centr. lock | Driver door sensor | Passengers door sensor | Trunk lid                                    | Hood sense | Original alarm++ | Arming state | Lock factory remote | Unlock factory remote | Any button pressed | Handbrake / Parking | Speed 10kmph | Engine running | Engine speed (RPM) | Ignition | Key inserted | Footbrake | Drivers door opening sim. | Turn off the engine | Turn on the engine | Turn signal control | Trunk release | Opening all doors | Closing all doors | GND | PWR +12V | Contr. of factory alarm | Contr.c.lock, when ign.is on | Comfort closure |   |   |   |   |   |   |    |   |   |   |   |   |   |   |   |   |   |   |   |   |   |   |   |   |   |   |   |   |   |   |   |   |   |   |   |   |   |
| 1                             | 2      | 3      | 4      | 5      | 6      | 7                         | 8                       | 1                  | 2                      | 3                                            | 4          | 5                | 6            | 7                   | 8                     | 9                  | 10                  | 11           | 12             | 13                 | 14       | 15           | 1         | 2                         | 3                   | 4                  | 5                   | 6             | 7                 | 8                 | 9   | 10       | 1                       | 2                            | 3               | 4 | 5 | 6 | 7 | 8 | 9 | 10 | + | + | + | + | + | + | + | + | + | + | + | + | + | + | + | + | + | + | + | + | + | + | + | + | + | + | + | + | + | + |

Attention:

| RENAULT CLIO V (Hybrid) (Keyless) |        |        |        |        |        |                           |                         |                    |                        | year: 2020 → with Keyless System |            |                  |              |                     |                       |                    |                     |              |                | program №: 13445   |          |              |           |                           |                     |                    |                     |               |                   | from: 2023-10-24  |     |          |                         |                              |                 |   |   |   |   |   |   |    |   |   |   |   |   |   |   |   |   |   |   |   |   |   |   |   |   |   |   |   |   |   |   |   |   |   |   |   |   |   |
|-----------------------------------|--------|--------|--------|--------|--------|---------------------------|-------------------------|--------------------|------------------------|----------------------------------|------------|------------------|--------------|---------------------|-----------------------|--------------------|---------------------|--------------|----------------|--------------------|----------|--------------|-----------|---------------------------|---------------------|--------------------|---------------------|---------------|-------------------|-------------------|-----|----------|-------------------------|------------------------------|-----------------|---|---|---|---|---|---|----|---|---|---|---|---|---|---|---|---|---|---|---|---|---|---|---|---|---|---|---|---|---|---|---|---|---|---|---|---|---|
| connector 8 pin                   |        |        |        |        |        |                           |                         | connector 15 pin   |                        |                                  |            |                  |              |                     |                       | connector 10 pin   |                     |              |                |                    |          |              |           | connector 10 pin          |                     |                    |                     |               |                   |                   |     |          |                         |                              |                 |   |   |   |   |   |   |    |   |   |   |   |   |   |   |   |   |   |   |   |   |   |   |   |   |   |   |   |   |   |   |   |   |   |   |   |   |   |
| CAN H                             | CAN L  | CAN H  | CAN L  | CAN H  | CAN L  | CAN H                     | CAN L                   | OUT                | OUT                    | OUT                              | OUT        | OUT              | OUT          | OUT                 | OUT                   | OUT                | OUT                 | OUT          | IN             | IN                 | IN       | IN           | IN        | IN                        | IN                  | OUT                | IN                  | IN            | IN                | IN                | IN  | IN       | IN                      |                              |                 |   |   |   |   |   |   |    |   |   |   |   |   |   |   |   |   |   |   |   |   |   |   |   |   |   |   |   |   |   |   |   |   |   |   |   |   |   |
| CAN1-H                            | CAN1-L | CAN2-H | CAN2-L | CAN3-H | CAN3-L | Alternative blink control | Alt. contr. centr. lock | Driver door sensor | Passengers door sensor | Trunk lid                        | Hood sense | Original alarm++ | Arming state | Lock factory remote | Unlock factory remote | Any button pressed | Handbrake / Parking | Speed 10kmph | Engine running | Engine speed (RPM) | Ignition | Key inserted | Footbrake | Drivers door opening sim. | Turn off the engine | Turn on the engine | Turn signal control | Trunk release | Opening all doors | Closing all doors | GND | PWR +12V | Contr. of factory alarm | Contr.c.lock, when ign.is on | Comfort closure |   |   |   |   |   |   |    |   |   |   |   |   |   |   |   |   |   |   |   |   |   |   |   |   |   |   |   |   |   |   |   |   |   |   |   |   |   |
| 1                                 | 2      | 3      | 4      | 5      | 6      | 7                         | 8                       | 1                  | 2                      | 3                                | 4          | 5                | 6            | 7                   | 8                     | 9                  | 10                  | 11           | 12             | 13                 | 14       | 15           | 1         | 2                         | 3                   | 4                  | 5                   | 6             | 7                 | 8                 | 9   | 10       | 1                       | 2                            | 3               | 4 | 5 | 6 | 7 | 8 | 9 | 10 | + | + | + | + | + | + | + | + | + | + | + | + | + | + | + | + | + | + | + | + | + | + | + | + | + | + | + | + | + | + |

Attention:

| RENAULT CLIO V (LPG) |        |        |        |        |        |                           |                         |                    |                        | year: 2020 → with and without Keyless System |            |                  |              |                     |                       |                    |                     |              |                | program №: 14977   |          |              |           |                           |                     |                    |                     |               |                   | from: 2023-10-24  |     |          |                         |                              |                 |   |   |   |   |   |   |    |   |   |   |   |   |   |   |   |   |   |   |   |   |   |   |   |   |   |   |   |   |   |   |   |   |   |   |   |   |   |
|----------------------|--------|--------|--------|--------|--------|---------------------------|-------------------------|--------------------|------------------------|----------------------------------------------|------------|------------------|--------------|---------------------|-----------------------|--------------------|---------------------|--------------|----------------|--------------------|----------|--------------|-----------|---------------------------|---------------------|--------------------|---------------------|---------------|-------------------|-------------------|-----|----------|-------------------------|------------------------------|-----------------|---|---|---|---|---|---|----|---|---|---|---|---|---|---|---|---|---|---|---|---|---|---|---|---|---|---|---|---|---|---|---|---|---|---|---|---|---|
| connector 8 pin      |        |        |        |        |        |                           |                         | connector 15 pin   |                        |                                              |            |                  |              |                     |                       | connector 10 pin   |                     |              |                |                    |          |              |           | connector 10 pin          |                     |                    |                     |               |                   |                   |     |          |                         |                              |                 |   |   |   |   |   |   |    |   |   |   |   |   |   |   |   |   |   |   |   |   |   |   |   |   |   |   |   |   |   |   |   |   |   |   |   |   |   |
| CAN H                | CAN L  | CAN H  | CAN L  | CAN H  | CAN L  | CAN H                     | CAN L                   | OUT                | OUT                    | OUT                                          | OUT        | OUT              | OUT          | OUT                 | OUT                   | OUT                | OUT                 | OUT          | IN             | IN                 | IN       | IN           | IN        | IN                        | IN                  | OUT                | IN                  | IN            | IN                | IN                | IN  | IN       | IN                      |                              |                 |   |   |   |   |   |   |    |   |   |   |   |   |   |   |   |   |   |   |   |   |   |   |   |   |   |   |   |   |   |   |   |   |   |   |   |   |   |
| CAN1-H               | CAN1-L | CAN2-H | CAN2-L | CAN3-H | CAN3-L | Alternative blink control | Alt. contr. centr. lock | Driver door sensor | Passengers door sensor | Trunk lid                                    | Hood sense | Original alarm++ | Arming state | Lock factory remote | Unlock factory remote | Any button pressed | Handbrake / Parking | Speed 10kmph | Engine running | Engine speed (RPM) | Ignition | Key inserted | Footbrake | Drivers door opening sim. | Turn off the engine | Turn on the engine | Turn signal control | Trunk release | Opening all doors | Closing all doors | GND | PWR +12V | Contr. of factory alarm | Contr.c.lock, when ign.is on | Comfort closure |   |   |   |   |   |   |    |   |   |   |   |   |   |   |   |   |   |   |   |   |   |   |   |   |   |   |   |   |   |   |   |   |   |   |   |   |   |
| 1                    | 2      | 3      | 4      | 5      | 6      | 7                         | 8                       | 1                  | 2                      | 3                                            | 4          | 5                | 6            | 7                   | 8                     | 9                  | 10                  | 11           | 12             | 13                 | 14       | 15           | 1         | 2                         | 3                   | 4                  | 5                   | 6             | 7                 | 8                 | 9   | 10       | 1                       | 2                            | 3               | 4 | 5 | 6 | 7 | 8 | 9 | 10 | + | + | + | + | + | + | + | + | + | + | + | + | + | + | + | + | + | + | + | + | + | + | + | + | + | + | + | + | + | + |

Attention:

**RENAULT CLIO V (Regular-key)**

year: 2020 →

without Keyless System

program №: 15162

from: 2023-11-22

| connector 8 pin |        |        |        |        |        |                           |                         |
|-----------------|--------|--------|--------|--------|--------|---------------------------|-------------------------|
| CAN H           | CAN L  | CAN H  | CAN L  | CAN H  | CAN L  | OUT +                     | OUT -                   |
| CAN1-H          | CAN1-L | CAN2-H | CAN2-L | CAN3-H | CAN3-L | Alternative blink control | Alt. contr. centr. lock |
| 1               | 2      | 3      | 4      | 5      | 6      | 7                         | 8                       |
| +               | +      | +      | +      | +      | +      | +                         | +                       |

| connector 15 pin   |                        |           |            |                  |              |                     |                       |                    |                     |              |                |                    |          |              |
|--------------------|------------------------|-----------|------------|------------------|--------------|---------------------|-----------------------|--------------------|---------------------|--------------|----------------|--------------------|----------|--------------|
| OUT                | OUT                    | OUT       | OUT        | OUT              | OUT          | OUT                 | OUT                   | OUT                | OUT                 | OUT          | OUT            | OUT                | OUT      | OUT          |
| Driver door sensor | Passengers door sensor | Trunk lid | Hood sense | Original alarm++ | Arming state | Lock factory remote | Unlock factory remote | Any button pressed | Handbrake / Parking | Speed 10kmph | Engine running | Engine speed (RPM) | Ignition | Key inserted |
| 1                  | 2                      | 3         | 4          | 5                | 6            | 7                   | 8                     | 9                  | 10                  | 11           | 12             | 13                 | 14       | 15           |
| +                  | +                      | +         | +          | +                | +            | +                   | +                     | +                  | +                   | +            | +              | +                  | +        | +            |

| connector 10 pin |                           |                     |                    |                     |               |                   |                   |     |          |
|------------------|---------------------------|---------------------|--------------------|---------------------|---------------|-------------------|-------------------|-----|----------|
| OUT              | IN                        | IN                  | IN                 | IN                  | IN            | IN                | IN                | IN  | IN       |
| Footbrake        | Drivers door opening sim. | Turn off the engine | Turn on the engine | Turn signal control | Trunk release | Opening all doors | Closing all doors | GND | PWR +12V |
| 1                | 2                         | 3                   | 4                  | 5                   | 6             | 7                 | 8                 | 9   | 10       |
| +                | +                         | +                   | +                  | +                   | +             | +                 | +                 | +   | +        |

|                         |                              |                 |
|-------------------------|------------------------------|-----------------|
| Contr. of factory alarm | Contr.c.lock. when ign.is on | Comfort closure |
| +                       | +                            | +               |

Attention:

**RENAULT CLIO IV**

year: 2017 →

program №: 12344

from: 2018-05-29

| connector 8 pin |        |        |        |        |        |                           |                         |
|-----------------|--------|--------|--------|--------|--------|---------------------------|-------------------------|
| CAN H           | CAN L  | CAN H  | CAN L  | CAN H  | CAN L  | OUT +                     | OUT -                   |
| CAN1-H          | CAN1-L | CAN2-H | CAN2-L | CAN3-H | CAN3-L | Alternative blink control | Alt. contr. centr. lock |
| 1               | 2      | 3      | 4      | 5      | 6      | 7                         | 8                       |
| +               | +      | +      | +      | +      | +      | +                         | +                       |

| connector 15 pin   |                        |           |            |                  |              |                     |                       |                    |                     |              |                |                    |          |              |
|--------------------|------------------------|-----------|------------|------------------|--------------|---------------------|-----------------------|--------------------|---------------------|--------------|----------------|--------------------|----------|--------------|
| OUT                | OUT                    | OUT       | OUT        | OUT              | OUT          | OUT                 | OUT                   | OUT                | OUT                 | OUT          | OUT            | OUT                | OUT      | OUT          |
| Driver door sensor | Passengers door sensor | Trunk lid | Hood sense | Original alarm++ | Arming state | Lock factory remote | Unlock factory remote | Any button pressed | Handbrake / Parking | Speed 10kmph | Engine running | Engine speed (RPM) | Ignition | Key inserted |
| 1                  | 2                      | 3         | 4          | 5                | 6            | 7                   | 8                     | 9                  | 10                  | 11           | 12             | 13                 | 14       | 15           |
| +                  | +                      | +         | +          | +                | +            | +                   | +                     | +                  | +                   | +            | +              | +                  | +        | +            |

| connector 10 pin |                           |                     |                    |                     |               |                   |                   |     |          |
|------------------|---------------------------|---------------------|--------------------|---------------------|---------------|-------------------|-------------------|-----|----------|
| OUT              | IN                        | IN                  | IN                 | IN                  | IN            | IN                | IN                | IN  | IN       |
| Footbrake        | Drivers door opening sim. | Turn off the engine | Turn on the engine | Turn signal control | Trunk release | Opening all doors | Closing all doors | GND | PWR +12V |
| 1                | 2                         | 3                   | 4                  | 5                   | 6             | 7                 | 8                 | 9   | 10       |
| +                | +                         | +                   | +                  | +                   | +             | +                 | +                 | +   | +        |

|                         |                              |                 |
|-------------------------|------------------------------|-----------------|
| Contr. of factory alarm | Contr.c.lock. when ign.is on | Comfort closure |
| +                       | +                            | +               |

Attention:

**RENAULT CLIO IV**

year: 2012 →

program №: 11372

from: 2017-09-01

| connector 8 pin |        |        |        |        |        |                           |                         |
|-----------------|--------|--------|--------|--------|--------|---------------------------|-------------------------|
| CAN H           | CAN L  | CAN H  | CAN L  | CAN H  | CAN L  | OUT +                     | OUT -                   |
| CAN1-H          | CAN1-L | CAN2-H | CAN2-L | CAN3-H | CAN3-L | Alternative blink control | Alt. contr. centr. lock |
| 1               | 2      | 3      | 4      | 5      | 6      | 7                         | 8                       |
| +               | +      | +      | +      | +      | +      | +                         | +                       |

| connector 15 pin   |                        |           |            |                  |              |                     |                       |                    |                     |              |                |                    |          |              |
|--------------------|------------------------|-----------|------------|------------------|--------------|---------------------|-----------------------|--------------------|---------------------|--------------|----------------|--------------------|----------|--------------|
| OUT                | OUT                    | OUT       | OUT        | OUT              | OUT          | OUT                 | OUT                   | OUT                | OUT                 | OUT          | OUT            | OUT                | OUT      | OUT          |
| Driver door sensor | Passengers door sensor | Trunk lid | Hood sense | Original alarm++ | Arming state | Lock factory remote | Unlock factory remote | Any button pressed | Handbrake / Parking | Speed 10kmph | Engine running | Engine speed (RPM) | Ignition | Key inserted |
| 1                  | 2                      | 3         | 4          | 5                | 6            | 7                   | 8                     | 9                  | 10                  | 11           | 12             | 13                 | 14       | 15           |
| +                  | +                      | +         | +          | +                | +            | +                   | +                     | +                  | +                   | +            | +              | +                  | +        | +            |

| connector 10 pin |                           |                     |                    |                     |               |                   |                   |     |          |
|------------------|---------------------------|---------------------|--------------------|---------------------|---------------|-------------------|-------------------|-----|----------|
| OUT              | IN                        | IN                  | IN                 | IN                  | IN            | IN                | IN                | IN  | IN       |
| Footbrake        | Drivers door opening sim. | Turn off the engine | Turn on the engine | Turn signal control | Trunk release | Opening all doors | Closing all doors | GND | PWR +12V |
| 1                | 2                         | 3                   | 4                  | 5                   | 6             | 7                 | 8                 | 9   | 10       |
| +                | +                         | +                   | +                  | +                   | +             | +                 | +                 | +   | +        |

|                         |                              |                 |
|-------------------------|------------------------------|-----------------|
| Contr. of factory alarm | Contr.c.lock. when ign.is on | Comfort closure |
| +                       | +                            | +               |

Attention:

**RENAULT CLIO III**

year: 2005 →

program №: 11174

from: 2021-09-09

| connector 8 pin |        |        |        |        |        |                           |                         |
|-----------------|--------|--------|--------|--------|--------|---------------------------|-------------------------|
| CAN H           | CAN L  | CAN H  | CAN L  | CAN H  | CAN L  | OUT +                     | OUT -                   |
| CAN1-H          | CAN1-L | CAN2-H | CAN2-L | CAN3-H | CAN3-L | Alternative blink control | Alt. contr. centr. lock |
| 1               | 2      | 3      | 4      | 5      | 6      | 7                         | 8                       |
| +               | +      | +      | +      | +      | +      | +                         | +                       |

| connector 15 pin   |                        |           |            |                  |              |                     |                       |                    |                     |              |                |                    |          |              |
|--------------------|------------------------|-----------|------------|------------------|--------------|---------------------|-----------------------|--------------------|---------------------|--------------|----------------|--------------------|----------|--------------|
| OUT                | OUT                    | OUT       | OUT        | OUT              | OUT          | OUT                 | OUT                   | OUT                | OUT                 | OUT          | OUT            | OUT                | OUT      | OUT          |
| Driver door sensor | Passengers door sensor | Trunk lid | Hood sense | Original alarm++ | Arming state | Lock factory remote | Unlock factory remote | Any button pressed | Handbrake / Parking | Speed 10kmph | Engine running | Engine speed (RPM) | Ignition | Key inserted |
| 1                  | 2                      | 3         | 4          | 5                | 6            | 7                   | 8                     | 9                  | 10                  | 11           | 12             | 13                 | 14       | 15           |
| +                  | +                      | +         | +          | +                | +            | +                   | +                     | +                  | +                   | +            | +              | +                  | +        | +            |

| connector 10 pin |                           |                     |                    |                     |               |                   |                   |     |          |
|------------------|---------------------------|---------------------|--------------------|---------------------|---------------|-------------------|-------------------|-----|----------|
| OUT              | IN                        | IN                  | IN                 | IN                  | IN            | IN                | IN                | IN  | IN       |
| Footbrake        | Drivers door opening sim. | Turn off the engine | Turn on the engine | Turn signal control | Trunk release | Opening all doors | Closing all doors | GND | PWR +12V |
| 1                | 2                         | 3                   | 4                  | 5                   | 6             | 7                 | 8                 | 9   | 10       |
| +                | +                         | +                   | +                  | +                   | +             | +                 | +                 | +   | +        |

|                         |                              |                 |
|-------------------------|------------------------------|-----------------|
| Contr. of factory alarm | Contr.c.lock. when ign.is on | Comfort closure |
| +                       | +                            | +               |

Attention:

**RENAULT DOKKER**

year: 2012 →

program №: 11574

from: 2017-09-01

| connector 8 pin |        |        |        |        |        |                           |                         |
|-----------------|--------|--------|--------|--------|--------|---------------------------|-------------------------|
| CAN H           | CAN L  | CAN H  | CAN L  | CAN H  | CAN L  | OUT +                     | OUT -                   |
| CAN1-H          | CAN1-L | CAN2-H | CAN2-L | CAN3-H | CAN3-L | Alternative blink control | Alt. contr. centr. lock |
| 1               | 2      | 3      | 4      | 5      | 6      | 7                         | 8                       |
| +               | +      | +      | +      | +      | +      | +                         | +                       |

| connector 15 pin   |                        |           |            |                  |              |                     |                       |                    |                     |              |                |                    |          |              |
|--------------------|------------------------|-----------|------------|------------------|--------------|---------------------|-----------------------|--------------------|---------------------|--------------|----------------|--------------------|----------|--------------|
| OUT                | OUT                    | OUT       | OUT        | OUT              | OUT          | OUT                 | OUT                   | OUT                | OUT                 | OUT          | OUT            | OUT                | OUT      | OUT          |
| Driver door sensor | Passengers door sensor | Trunk lid | Hood sense | Original alarm++ | Arming state | Lock factory remote | Unlock factory remote | Any button pressed | Handbrake / Parking | Speed 10kmph | Engine running | Engine speed (RPM) | Ignition | Key inserted |
| 1                  | 2                      | 3         | 4          | 5                | 6            | 7                   | 8                     | 9                  | 10                  | 11           | 12             | 13                 | 14       | 15           |
| +                  | +                      | +         | +          | +                | +            | +                   | +                     | +                  | +                   | +            | +              | +                  | +        | +            |

| connector 10 pin |                           |                     |                    |                     |               |                   |                   |     |          |
|------------------|---------------------------|---------------------|--------------------|---------------------|---------------|-------------------|-------------------|-----|----------|
| OUT              | IN                        | IN                  | IN                 | IN                  | IN            | IN                | IN                | IN  | IN       |
| Footbrake        | Drivers door opening sim. | Turn off the engine | Turn on the engine | Turn signal control | Trunk release | Opening all doors | Closing all doors | GND | PWR +12V |
| 1                | 2                         | 3                   | 4                  | 5                   | 6             | 7                 | 8                 | 9   | 10       |
| +                | +                         | +                   | +                  | +                   | +             | +                 | +                 | +   | +        |

|                         |                              |                 |
|-------------------------|------------------------------|-----------------|
| Contr. of factory alarm | Contr.c.lock. when ign.is on | Comfort closure |
| +                       | +                            | +               |

Attention:

Switches



**RENAULT DUSTER**

year: 2014 →

(only with engine controller Valeo V42)

program №: 11283

from: 2017-09-01

| connector 8 pin |        |        |        |        |        |                           |                         |
|-----------------|--------|--------|--------|--------|--------|---------------------------|-------------------------|
| CAN H           | CAN L  | CAN H  | CAN L  | CAN H  | CAN L  | OUT +                     | OUT -                   |
| CAN1-H          | CAN1-L | CAN2-H | CAN2-L | CAN3-H | CAN3-L | Alternative blink control | Alt. contr. centr. lock |
| 1               | 2      | 3      | 4      | 5      | 6      | 7                         | 8                       |
| +               | +      |        |        |        |        |                           |                         |

| connector 15 pin   |                        |           |            |                  |              |                     |                       |                    |                     |              |                |                    |          |              |
|--------------------|------------------------|-----------|------------|------------------|--------------|---------------------|-----------------------|--------------------|---------------------|--------------|----------------|--------------------|----------|--------------|
| OUT -              | OUT -                  | OUT -     | OUT -      | OUT -            | OUT -        | OUT -               | OUT -                 | OUT -              | OUT -               | OUT -        | OUT -          | OUT -              | OUT -    | OUT -        |
| Driver door sensor | Passengers door sensor | Trunk lid | Hood sense | Original alarm++ | Arming state | Lock factory remote | Unlock factory remote | Any button pressed | Handbrake / Parking | Speed 10kmph | Engine running | Engine speed (RPM) | Ignition | Key inserted |
| 1                  | 2                      | 3         | 4          | 5                | 6            | 7                   | 8                     | 9                  | 10                  | 11           | 12             | 13                 | 14       | 15           |
| +                  | +                      | +         | +          | +                | +            | +                   | +                     | +                  | +                   | +            | +              | +                  | +        | +            |

| connector 10 pin |                           |                     |                    |                     |               |                   |                   |      |          |
|------------------|---------------------------|---------------------|--------------------|---------------------|---------------|-------------------|-------------------|------|----------|
| OUT +            | IN -                      | IN -                | IN -               | IN -                | IN -          | IN -              | IN -              | IN - | IN -     |
| Footbrake        | Drivers door opening sim. | Turn off the engine | Turn on the engine | Turn signal control | Trunk release | Opening all doors | Closing all doors | GND  | PWR +12V |
| 1                | 2                         | 3                   | 4                  | 5                   | 6             | 7                 | 8                 | 9    | 10       |
| +                | +                         | +                   | +                  | +                   | +             | +                 | +                 | +    | +        |

Attention:

**RENAULT DUSTER**

year: 2011 →

(only with engine controller Valeo V42)

program №: 11283

from: 2017-09-01

| connector 8 pin |        |        |        |        |        |                           |                         |
|-----------------|--------|--------|--------|--------|--------|---------------------------|-------------------------|
| CAN H           | CAN L  | CAN H  | CAN L  | CAN H  | CAN L  | OUT +                     | OUT -                   |
| CAN1-H          | CAN1-L | CAN2-H | CAN2-L | CAN3-H | CAN3-L | Alternative blink control | Alt. contr. centr. lock |
| 1               | 2      | 3      | 4      | 5      | 6      | 7                         | 8                       |
| +               | +      |        |        |        |        |                           |                         |

| connector 15 pin   |                        |           |            |                  |              |                     |                       |                    |                     |              |                |                    |          |              |
|--------------------|------------------------|-----------|------------|------------------|--------------|---------------------|-----------------------|--------------------|---------------------|--------------|----------------|--------------------|----------|--------------|
| OUT -              | OUT -                  | OUT -     | OUT -      | OUT -            | OUT -        | OUT -               | OUT -                 | OUT -              | OUT -               | OUT -        | OUT -          | OUT -              | OUT -    | OUT -        |
| Driver door sensor | Passengers door sensor | Trunk lid | Hood sense | Original alarm++ | Arming state | Lock factory remote | Unlock factory remote | Any button pressed | Handbrake / Parking | Speed 10kmph | Engine running | Engine speed (RPM) | Ignition | Key inserted |
| 1                  | 2                      | 3         | 4          | 5                | 6            | 7                   | 8                     | 9                  | 10                  | 11           | 12             | 13                 | 14       | 15           |
| +                  | +                      | +         | +          | +                | +            | +                   | +                     | +                  | +                   | +            | +              | +                  | +        | +            |

| connector 10 pin |                           |                     |                    |                     |               |                   |                   |      |          |
|------------------|---------------------------|---------------------|--------------------|---------------------|---------------|-------------------|-------------------|------|----------|
| OUT +            | IN -                      | IN -                | IN -               | IN -                | IN -          | IN -              | IN -              | IN - | IN -     |
| Footbrake        | Drivers door opening sim. | Turn off the engine | Turn on the engine | Turn signal control | Trunk release | Opening all doors | Closing all doors | GND  | PWR +12V |
| 1                | 2                         | 3                   | 4                  | 5                   | 6             | 7                 | 8                 | 9    | 10       |
| +                | +                         | +                   | +                  | +                   | +             | +                 | +                 | +    | +        |

Attention:

**RENAULT ESPACE V**

year: 2020 →

with Keyless System

program №: 13422

from: 2023-10-26

| connector 8 pin |        |        |        |        |        |                           |                         |
|-----------------|--------|--------|--------|--------|--------|---------------------------|-------------------------|
| CAN H           | CAN L  | CAN H  | CAN L  | CAN H  | CAN L  | OUT +                     | OUT -                   |
| CAN1-H          | CAN1-L | CAN2-H | CAN2-L | CAN3-H | CAN3-L | Alternative blink control | Alt. contr. centr. lock |
| 1               | 2      | 3      | 4      | 5      | 6      | 7                         | 8                       |
| +               | +      |        |        |        |        |                           |                         |

| connector 15 pin   |                        |           |            |                  |              |                     |                       |                    |                     |              |                |                    |          |              |
|--------------------|------------------------|-----------|------------|------------------|--------------|---------------------|-----------------------|--------------------|---------------------|--------------|----------------|--------------------|----------|--------------|
| OUT -              | OUT -                  | OUT -     | OUT -      | OUT -            | OUT -        | OUT -               | OUT -                 | OUT -              | OUT -               | OUT -        | OUT -          | OUT -              | OUT -    | OUT -        |
| Driver door sensor | Passengers door sensor | Trunk lid | Hood sense | Original alarm++ | Arming state | Lock factory remote | Unlock factory remote | Any button pressed | Handbrake / Parking | Speed 10kmph | Engine running | Engine speed (RPM) | Ignition | Key inserted |
| 1                  | 2                      | 3         | 4          | 5                | 6            | 7                   | 8                     | 9                  | 10                  | 11           | 12             | 13                 | 14       | 15           |
| +                  | +                      | +         | +          | +                | +            | +                   | +                     | +                  | +                   | +            | +              | +                  | +        | +            |

| connector 10 pin |                           |                     |                    |                     |               |                   |                   |      |          |
|------------------|---------------------------|---------------------|--------------------|---------------------|---------------|-------------------|-------------------|------|----------|
| OUT +            | IN -                      | IN -                | IN -               | IN -                | IN -          | IN -              | IN -              | IN - | IN -     |
| Footbrake        | Drivers door opening sim. | Turn off the engine | Turn on the engine | Turn signal control | Trunk release | Opening all doors | Closing all doors | GND  | PWR +12V |
| 1                | 2                         | 3                   | 4                  | 5                   | 6             | 7                 | 8                 | 9    | 10       |
| +                | +                         | +                   | +                  | +                   | +             | +                 | +                 | +    | +        |

Attention:

**RENAULT ESPACE V (Keyless)**

year: 2015 →

with Keyless System

program №: 11625

from: 2019-04-25

| connector 8 pin |        |        |        |        |        |                           |                         |
|-----------------|--------|--------|--------|--------|--------|---------------------------|-------------------------|
| CAN H           | CAN L  | CAN H  | CAN L  | CAN H  | CAN L  | OUT +                     | OUT -                   |
| CAN1-H          | CAN1-L | CAN2-H | CAN2-L | CAN3-H | CAN3-L | Alternative blink control | Alt. contr. centr. lock |
| 1               | 2      | 3      | 4      | 5      | 6      | 7                         | 8                       |
| +               | +      |        |        |        |        |                           |                         |

| connector 15 pin   |                        |           |            |                  |              |                     |                       |                    |                     |              |                |                    |          |              |
|--------------------|------------------------|-----------|------------|------------------|--------------|---------------------|-----------------------|--------------------|---------------------|--------------|----------------|--------------------|----------|--------------|
| OUT -              | OUT -                  | OUT -     | OUT -      | OUT -            | OUT -        | OUT -               | OUT -                 | OUT -              | OUT -               | OUT -        | OUT -          | OUT -              | OUT -    | OUT -        |
| Driver door sensor | Passengers door sensor | Trunk lid | Hood sense | Original alarm++ | Arming state | Lock factory remote | Unlock factory remote | Any button pressed | Handbrake / Parking | Speed 10kmph | Engine running | Engine speed (RPM) | Ignition | Key inserted |
| 1                  | 2                      | 3         | 4          | 5                | 6            | 7                   | 8                     | 9                  | 10                  | 11           | 12             | 13                 | 14       | 15           |
| +                  | +                      | +         | +          | +                | +            | +                   | +                     | +                  | +                   | +            | +              | +                  | +        | +            |

| connector 10 pin |                           |                     |                    |                     |               |                   |                   |      |          |
|------------------|---------------------------|---------------------|--------------------|---------------------|---------------|-------------------|-------------------|------|----------|
| OUT +            | IN -                      | IN -                | IN -               | IN -                | IN -          | IN -              | IN -              | IN - | IN -     |
| Footbrake        | Drivers door opening sim. | Turn off the engine | Turn on the engine | Turn signal control | Trunk release | Opening all doors | Closing all doors | GND  | PWR +12V |
| 1                | 2                         | 3                   | 4                  | 5                   | 6             | 7                 | 8                 | 9    | 10       |
| +                | +                         | +                   | +                  | +                   | +             | +                 | +                 | +    | +        |

Attention:

**RENAULT ESPACE I**

year: 2003 →

program №: 11224

from: 2017-09-01

| connector 8 pin |        |        |        |        |        |                           |                         |
|-----------------|--------|--------|--------|--------|--------|---------------------------|-------------------------|
| CAN H           | CAN L  | CAN H  | CAN L  | CAN H  | CAN L  | OUT +                     | OUT -                   |
| CAN1-H          | CAN1-L | CAN2-H | CAN2-L | CAN3-H | CAN3-L | Alternative blink control | Alt. contr. centr. lock |
| 1               | 2      | 3      | 4      | 5      | 6      | 7                         | 8                       |
| +               | +      |        |        |        |        |                           |                         |

| connector 15 pin   |                        |           |            |                  |              |                     |                       |                    |                     |              |                |                    |          |              |
|--------------------|------------------------|-----------|------------|------------------|--------------|---------------------|-----------------------|--------------------|---------------------|--------------|----------------|--------------------|----------|--------------|
| OUT -              | OUT -                  | OUT -     | OUT -      | OUT -            | OUT -        | OUT -               | OUT -                 | OUT -              | OUT -               | OUT -        | OUT -          | OUT -              | OUT -    | OUT -        |
| Driver door sensor | Passengers door sensor | Trunk lid | Hood sense | Original alarm++ | Arming state | Lock factory remote | Unlock factory remote | Any button pressed | Handbrake / Parking | Speed 10kmph | Engine running | Engine speed (RPM) | Ignition | Key inserted |
| 1                  | 2                      | 3         | 4          | 5                | 6            | 7                   | 8                     | 9                  | 10                  | 11           | 12             | 13                 | 14       | 15           |
| +                  | +                      | +         | +          | +                | +            | +                   | +                     | +                  | +                   | +            | +              | +                  | +        | +            |

| connector 10 pin |                           |                     |                    |                     |               |                   |                   |      |          |
|------------------|---------------------------|---------------------|--------------------|---------------------|---------------|-------------------|-------------------|------|----------|
| OUT +            | IN -                      | IN -                | IN -               | IN -                | IN -          | IN -              | IN -              | IN - | IN -     |
| Footbrake        | Drivers door opening sim. | Turn off the engine | Turn on the engine | Turn signal control | Trunk release | Opening all doors | Closing all doors | GND  | PWR +12V |
| 1                | 2                         | 3                   | 4                  | 5                   | 6             | 7                 | 8                 | 9    | 10       |
| +                | +                         | +                   | +                  | +                   | +             | +                 | +                 | +    | +        |

Attention:

Switches

|                              |
|------------------------------|
| Contr. of factory alarm      |
| Contr.c.lock, when ign.is on |
| Comfort closure              |

|                              |
|------------------------------|
| Contr. of factory alarm      |
| Contr.c.lock, when ign.is on |
| Comfort closure              |

|                              |
|------------------------------|
| Contr. of factory alarm      |
| Contr.c.lock, when ign.is on |
| Comfort closure              |

|                              |
|------------------------------|
| Contr. of factory alarm      |
| Contr.c.lock, when ign.is on |
| Comfort closure              |

|                              |
|------------------------------|
| Contr. of factory alarm      |
| Contr.c.lock, when ign.is on |
| Comfort closure              |

**RENAULT EXPRESS VAN** year: 2022 → program No: 13763 from: 2021-08-03

| connector 8 pin |        |        |        |        |        |                           |                         | connector 15 pin   |                        |           |            |                  |              |                     |                       |                    |                     |              |                |                    |          |              | connector 10 pin |                           |                     |                    |                     |               |                   |                   |     |          |                         |                              |                 |    |    |    |   |   |   |   |   |   |   |   |   |   |   |   |   |   |   |   |   |
|-----------------|--------|--------|--------|--------|--------|---------------------------|-------------------------|--------------------|------------------------|-----------|------------|------------------|--------------|---------------------|-----------------------|--------------------|---------------------|--------------|----------------|--------------------|----------|--------------|------------------|---------------------------|---------------------|--------------------|---------------------|---------------|-------------------|-------------------|-----|----------|-------------------------|------------------------------|-----------------|----|----|----|---|---|---|---|---|---|---|---|---|---|---|---|---|---|---|---|---|
| CAN H           | CAN L  | CAN H  | CAN L  | CAN H  | CAN L  | OUT +                     | OUT -                   | OUT -              | OUT -                  | OUT -     | OUT -      | OUT -            | OUT -        | OUT -               | OUT -                 | OUT -              | OUT -               | OUT -        | OUT -          | OUT -              | OUT -    | OUT -        | OUT -            | OUT -                     | OUT +               | OUT +              | OUT +               | IN            | IN                | IN                | IN  | IN       | IN                      | IN                           | IN              | IN | IN | IN |   |   |   |   |   |   |   |   |   |   |   |   |   |   |   |   |   |
| CAN1-H          | CAN1-L | CAN2-H | CAN2-L | CAN3-H | CAN3-L | Alternative blink control | Alt. contr. centr. lock | Driver door sensor | Passengers door sensor | Trunk lid | Hood sense | Original alarm++ | Arming state | Lock factory remote | Unlock factory remote | Any button pressed | Handbrake / Parking | Speed 10kmph | Engine running | Engine speed (RPM) | Ignition | Key inserted | Footbrake        | Drivers door opening sim. | Turn off the engine | Turn on the engine | Turn signal control | Trunk release | Opening all doors | Closing all doors | GND | PWR +12V | Contr. of factory alarm | Contr.c.lock. when ign.is on | Comfort closure |    |    |    |   |   |   |   |   |   |   |   |   |   |   |   |   |   |   |   |   |
| 1               | 2      | 3      | 4      | 5      | 6      | 7                         | 8                       | 1                  | 2                      | 3         | 4          | 5                | 6            | 7                   | 8                     | 9                  | 10                  | 11           | 12             | 13                 | 14       | 15           | 1                | 2                         | 3                   | 4                  | 5                   | 6             | 7                 | 8                 | 9   | 10       | +                       | +                            | +               | +  | +  | +  | + | + | + | + | + | + | + | + | + | + | + | + | + | + | + | + | + |

Attention:

**RENAULT FLUENCE** year: 2013 → with and without Keyless System program No: 11182 from: 2017-09-01

| connector 8 pin |        |        |        |        |        |                           |                         | connector 15 pin   |                        |           |            |                  |              |                     |                       |                    |                     |              |                |                    |          |              | connector 10 pin |                           |                     |                    |                     |               |                   |                   |     |          |                         |                              |                 |    |    |   |   |   |   |   |   |   |   |   |   |   |   |   |   |   |   |   |   |
|-----------------|--------|--------|--------|--------|--------|---------------------------|-------------------------|--------------------|------------------------|-----------|------------|------------------|--------------|---------------------|-----------------------|--------------------|---------------------|--------------|----------------|--------------------|----------|--------------|------------------|---------------------------|---------------------|--------------------|---------------------|---------------|-------------------|-------------------|-----|----------|-------------------------|------------------------------|-----------------|----|----|---|---|---|---|---|---|---|---|---|---|---|---|---|---|---|---|---|---|
| CAN H           | CAN L  | CAN H  | CAN L  | CAN H  | CAN L  | OUT +                     | OUT -                   | OUT -              | OUT -                  | OUT -     | OUT -      | OUT -            | OUT -        | OUT -               | OUT -                 | OUT -              | OUT -               | OUT -        | OUT -          | OUT -              | OUT -    | OUT -        | OUT -            | OUT +                     | OUT +               | OUT +              | IN                  | IN            | IN                | IN                | IN  | IN       | IN                      | IN                           | IN              | IN | IN |   |   |   |   |   |   |   |   |   |   |   |   |   |   |   |   |   |   |
| CAN1-H          | CAN1-L | CAN2-H | CAN2-L | CAN3-H | CAN3-L | Alternative blink control | Alt. contr. centr. lock | Driver door sensor | Passengers door sensor | Trunk lid | Hood sense | Original alarm++ | Arming state | Lock factory remote | Unlock factory remote | Any button pressed | Handbrake / Parking | Speed 10kmph | Engine running | Engine speed (RPM) | Ignition | Key inserted | Footbrake        | Drivers door opening sim. | Turn off the engine | Turn on the engine | Turn signal control | Trunk release | Opening all doors | Closing all doors | GND | PWR +12V | Contr. of factory alarm | Contr.c.lock. when ign.is on | Comfort closure |    |    |   |   |   |   |   |   |   |   |   |   |   |   |   |   |   |   |   |   |
| 1               | 2      | 3      | 4      | 5      | 6      | 7                         | 8                       | 1                  | 2                      | 3         | 4          | 5                | 6            | 7                   | 8                     | 9                  | 10                  | 11           | 12             | 13                 | 14       | 15           | 1                | 2                         | 3                   | 4                  | 5                   | 6             | 7                 | 8                 | 9   | 10       | +                       | +                            | +               | +  | +  | + | + | + | + | + | + | + | + | + | + | + | + | + | + | + | + | + | + |

Attention:

**RENAULT FLUENCE** year: 2010 → with and without Keyless System program No: 11182 from: 2017-09-01

| connector 8 pin |        |        |        |        |        |                           |                         | connector 15 pin   |                        |           |            |                  |              |                     |                       |                    |                     |              |                |                    |          |              | connector 10 pin |                           |                     |                    |                     |               |                   |                   |     |          |                         |                              |                 |    |   |   |   |   |   |   |   |   |   |   |   |   |   |   |   |   |   |   |   |
|-----------------|--------|--------|--------|--------|--------|---------------------------|-------------------------|--------------------|------------------------|-----------|------------|------------------|--------------|---------------------|-----------------------|--------------------|---------------------|--------------|----------------|--------------------|----------|--------------|------------------|---------------------------|---------------------|--------------------|---------------------|---------------|-------------------|-------------------|-----|----------|-------------------------|------------------------------|-----------------|----|---|---|---|---|---|---|---|---|---|---|---|---|---|---|---|---|---|---|---|
| CAN H           | CAN L  | CAN H  | CAN L  | CAN H  | CAN L  | OUT +                     | OUT -                   | OUT -              | OUT -                  | OUT -     | OUT -      | OUT -            | OUT -        | OUT -               | OUT -                 | OUT -              | OUT -               | OUT -        | OUT -          | OUT -              | OUT -    | OUT -        | OUT +            | OUT +                     | OUT +               | IN                 | IN                  | IN            | IN                | IN                | IN  | IN       | IN                      | IN                           | IN              | IN |   |   |   |   |   |   |   |   |   |   |   |   |   |   |   |   |   |   |   |
| CAN1-H          | CAN1-L | CAN2-H | CAN2-L | CAN3-H | CAN3-L | Alternative blink control | Alt. contr. centr. lock | Driver door sensor | Passengers door sensor | Trunk lid | Hood sense | Original alarm++ | Arming state | Lock factory remote | Unlock factory remote | Any button pressed | Handbrake / Parking | Speed 10kmph | Engine running | Engine speed (RPM) | Ignition | Key inserted | Footbrake        | Drivers door opening sim. | Turn off the engine | Turn on the engine | Turn signal control | Trunk release | Opening all doors | Closing all doors | GND | PWR +12V | Contr. of factory alarm | Contr.c.lock. when ign.is on | Comfort closure |    |   |   |   |   |   |   |   |   |   |   |   |   |   |   |   |   |   |   |   |
| 1               | 2      | 3      | 4      | 5      | 6      | 7                         | 8                       | 1                  | 2                      | 3         | 4          | 5                | 6            | 7                   | 8                     | 9                  | 10                  | 11           | 12             | 13                 | 14       | 15           | 1                | 2                         | 3                   | 4                  | 5                   | 6             | 7                 | 8                 | 9   | 10       | +                       | +                            | +               | +  | + | + | + | + | + | + | + | + | + | + | + | + | + | + | + | + | + | + | + |

Attention:

**RENAULT INITIALE (Keyless)** year: 2015 → with Keyless System program No: 11625 from: 2019-04-25

| connector 8 pin |        |        |        |        |        |                           |                         | connector 15 pin   |                        |           |            |                  |              |                     |                       |                    |                     |              |                |                    |          |              | connector 10 pin |                           |                     |                    |                     |               |                   |                   |     |          |                         |                              |                 |    |   |   |   |   |   |   |   |   |   |   |   |   |   |   |   |   |   |   |   |
|-----------------|--------|--------|--------|--------|--------|---------------------------|-------------------------|--------------------|------------------------|-----------|------------|------------------|--------------|---------------------|-----------------------|--------------------|---------------------|--------------|----------------|--------------------|----------|--------------|------------------|---------------------------|---------------------|--------------------|---------------------|---------------|-------------------|-------------------|-----|----------|-------------------------|------------------------------|-----------------|----|---|---|---|---|---|---|---|---|---|---|---|---|---|---|---|---|---|---|---|
| CAN H           | CAN L  | CAN H  | CAN L  | CAN H  | CAN L  | OUT +                     | OUT -                   | OUT -              | OUT -                  | OUT -     | OUT -      | OUT -            | OUT -        | OUT -               | OUT -                 | OUT -              | OUT -               | OUT -        | OUT -          | OUT -              | OUT -    | OUT -        | OUT +            | OUT +                     | OUT +               | IN                 | IN                  | IN            | IN                | IN                | IN  | IN       | IN                      | IN                           | IN              | IN |   |   |   |   |   |   |   |   |   |   |   |   |   |   |   |   |   |   |   |
| CAN1-H          | CAN1-L | CAN2-H | CAN2-L | CAN3-H | CAN3-L | Alternative blink control | Alt. contr. centr. lock | Driver door sensor | Passengers door sensor | Trunk lid | Hood sense | Original alarm++ | Arming state | Lock factory remote | Unlock factory remote | Any button pressed | Handbrake / Parking | Speed 10kmph | Engine running | Engine speed (RPM) | Ignition | Key inserted | Footbrake        | Drivers door opening sim. | Turn off the engine | Turn on the engine | Turn signal control | Trunk release | Opening all doors | Closing all doors | GND | PWR +12V | Contr. of factory alarm | Contr.c.lock. when ign.is on | Comfort closure |    |   |   |   |   |   |   |   |   |   |   |   |   |   |   |   |   |   |   |   |
| 1               | 2      | 3      | 4      | 5      | 6      | 7                         | 8                       | 1                  | 2                      | 3         | 4          | 5                | 6            | 7                   | 8                     | 9                  | 10                  | 11           | 12             | 13                 | 14       | 15           | 1                | 2                         | 3                   | 4                  | 5                   | 6             | 7                 | 8                 | 9   | 10       | +                       | +                            | +               | +  | + | + | + | + | + | + | + | + | + | + | + | + | + | + | + | + | + | + | + |

Attention:

**RENAULT KADJAR** year: 2019 → with and without Keyless System program No: 12742 from: 2024-01-05

| connector 8 pin |        |        |        |        |        |                           |                         | connector 15 pin   |                        |           |            |                  |              |                     |                       |                    |                     |              |                |                    |          |              | connector 10 pin |                           |                     |                    |                     |               |                   |                   |     |          |                         |                              |                 |   |   |   |   |   |   |   |   |   |   |   |   |   |   |   |   |   |   |   |   |
|-----------------|--------|--------|--------|--------|--------|---------------------------|-------------------------|--------------------|------------------------|-----------|------------|------------------|--------------|---------------------|-----------------------|--------------------|---------------------|--------------|----------------|--------------------|----------|--------------|------------------|---------------------------|---------------------|--------------------|---------------------|---------------|-------------------|-------------------|-----|----------|-------------------------|------------------------------|-----------------|---|---|---|---|---|---|---|---|---|---|---|---|---|---|---|---|---|---|---|---|
| CAN H           | CAN L  | CAN H  | CAN L  | CAN H  | CAN L  | OUT +                     | OUT -                   | OUT -              | OUT -                  | OUT -     | OUT -      | OUT -            | OUT -        | OUT -               | OUT -                 | OUT -              | OUT -               | OUT -        | OUT -          | OUT -              | OUT -    | OUT +        | OUT +            | OUT +                     | IN                  | IN                 | IN                  | IN            | IN                | IN                | IN  | IN       | IN                      | IN                           | IN              |   |   |   |   |   |   |   |   |   |   |   |   |   |   |   |   |   |   |   |   |
| CAN1-H          | CAN1-L | CAN2-H | CAN2-L | CAN3-H | CAN3-L | Alternative blink control | Alt. contr. centr. lock | Driver door sensor | Passengers door sensor | Trunk lid | Hood sense | Original alarm++ | Arming state | Lock factory remote | Unlock factory remote | Any button pressed | Handbrake / Parking | Speed 10kmph | Engine running | Engine speed (RPM) | Ignition | Key inserted | Footbrake        | Drivers door opening sim. | Turn off the engine | Turn on the engine | Turn signal control | Trunk release | Opening all doors | Closing all doors | GND | PWR +12V | Contr. of factory alarm | Contr.c.lock. when ign.is on | Comfort closure |   |   |   |   |   |   |   |   |   |   |   |   |   |   |   |   |   |   |   |   |
| 1               | 2      | 3      | 4      | 5      | 6      | 7                         | 8                       | 1                  | 2                      | 3         | 4          | 5                | 6            | 7                   | 8                     | 9                  | 10                  | 11           | 12             | 13                 | 14       | 15           | 1                | 2                         | 3                   | 4                  | 5                   | 6             | 7                 | 8                 | 9   | 10       | +                       | +                            | +               | + | + | + | + | + | + | + | + | + | + | + | + | + | + | + | + | + | + | + | + |

Attention:

Switches

**RENAULT KADJAR (Keyless)** year: 2015 → with Keyless System program #: 11625 from: 2019-04-25

| connector 8 pin |        |        |        |        |        |                           |                         |                    | connector 15 pin       |           |            |                  |              |                     |                       |                    |                     |              |                |                    |          |              |           | connector 10 pin          |                     |                    |                     |               |                   |                   |     |          |                         |                              |                 |
|-----------------|--------|--------|--------|--------|--------|---------------------------|-------------------------|--------------------|------------------------|-----------|------------|------------------|--------------|---------------------|-----------------------|--------------------|---------------------|--------------|----------------|--------------------|----------|--------------|-----------|---------------------------|---------------------|--------------------|---------------------|---------------|-------------------|-------------------|-----|----------|-------------------------|------------------------------|-----------------|
| CAN H           | CAN L  | CAN H  | CAN L  | CAN H  | CAN L  | OUT +                     | OUT -                   | OUT +              | OUT -                  | OUT -     | OUT -      | OUT -            | OUT -        | OUT -               | OUT -                 | OUT -              | OUT -               | OUT -        | OUT -          | OUT +              | OUT +    | OUT +        | IN        | IN                        | IN                  | IN                 | IN                  | IN            | IN                | IN                | IN  | IN       | IN                      | IN                           | IN              |
| CAN1-H          | CAN1-L | CAN2-H | CAN2-L | CAN3-H | CAN3-L | Alternative blink control | Alt. contr. centr. lock | Driver door sensor | Passengers door sensor | Trunk lid | Hood sense | Original alarm++ | Arming state | Lock factory remote | Unlock factory remote | Any button pressed | Handbrake / Parking | Speed 10kmph | Engine running | Engine speed (RPM) | Ignition | Key inserted | Footbrake | Drivers door opening sim. | Turn off the engine | Turn on the engine | Turn signal control | Trunk release | Opening all doors | Closing all doors | GND | PWR +12V | Contr. of factory alarm | Contr.c.lock. when ign.is on | Comfort closure |
| 1               | 2      | 3      | 4      | 5      | 6      | 7                         | 8                       | 1                  | 2                      | 3         | 4          | 5                | 6            | 7                   | 8                     | 9                  | 10                  | 11           | 12             | 13                 | 14       | 15           | 1         | 2                         | 3                   | 4                  | 5                   | 6             | 7                 | 8                 | 9   | 10       |                         |                              |                 |
| +               | +      | +      | +      | +      | +      | +                         | +                       | +                  | +                      | +         | +          | +                | +            | +                   | +                     | +                  | +                   | +            | +              | +                  | +        | +            | +         | +                         | +                   | +                  | +                   | +             | +                 | +                 | +   | +        | +                       | +                            | +               |

Attention:

**RENAULT KANGOO E-TECH (Electric) (Keyless)** year: 2023 → with Keyless System program #: 14681 from: 2023-10-24

| connector 8 pin |        |        |        |        |        |                           |                         |                    | connector 15 pin       |           |            |                  |              |                     |                       |                    |                     |              |                |                    |          |              |           | connector 10 pin          |                     |                    |                     |               |                   |                   |     |          |                         |                              |                 |   |
|-----------------|--------|--------|--------|--------|--------|---------------------------|-------------------------|--------------------|------------------------|-----------|------------|------------------|--------------|---------------------|-----------------------|--------------------|---------------------|--------------|----------------|--------------------|----------|--------------|-----------|---------------------------|---------------------|--------------------|---------------------|---------------|-------------------|-------------------|-----|----------|-------------------------|------------------------------|-----------------|---|
| CAN H           | CAN L  | CAN H  | CAN L  | CAN H  | CAN L  | OUT +                     | OUT -                   | OUT +              | OUT -                  | OUT -     | OUT -      | OUT -            | OUT -        | OUT -               | OUT -                 | OUT -              | OUT -               | OUT -        | OUT -          | OUT -              | OUT +    | OUT +        | OUT +     | IN                        | IN                  | IN                 | IN                  | IN            | IN                | IN                | IN  | IN       | IN                      | IN                           | IN              |   |
| CAN1-H          | CAN1-L | CAN2-H | CAN2-L | CAN3-H | CAN3-L | Alternative blink control | Alt. contr. centr. lock | Driver door sensor | Passengers door sensor | Trunk lid | Hood sense | Original alarm++ | Arming state | Lock factory remote | Unlock factory remote | Any button pressed | Handbrake / Parking | Speed 10kmph | Engine running | Engine speed (RPM) | Ignition | Key inserted | Footbrake | Drivers door opening sim. | Turn off the engine | Turn on the engine | Turn signal control | Trunk release | Opening all doors | Closing all doors | GND | PWR +12V | Contr. of factory alarm | Contr.c.lock. when ign.is on | Comfort closure |   |
| 1               | 2      | 3      | 4      | 5      | 6      | 7                         | 8                       | 1                  | 2                      | 3         | 4          | 5                | 6            | 7                   | 8                     | 9                  | 10                  | 11           | 12             | 13                 | 14       | 15           | 1         | 2                         | 3                   | 4                  | 5                   | 6             | 7                 | 8                 | 9   | 10       |                         |                              |                 |   |
| +               | +      | +      | +      | +      | +      | +                         | +                       | +                  | +                      | +         | +          | +                | +            | +                   | +                     | +                  | +                   | +            | +              | +                  | +        | +            | +         | +                         | +                   | +                  | +                   | +             | +                 | +                 | +   | +        | +                       | +                            | +               | + |

Attention:

**RENAULT KANGOO** year: 2021 → program #: 13826 from: 2024-01-03

| connector 8 pin |        |        |        |        |        |                           |                         |                    | connector 15 pin       |           |            |                  |              |                     |                       |                    |                     |              |                |                    |          |              |           | connector 10 pin          |                     |                    |                     |               |                   |                   |     |          |                         |                              |                 |   |   |
|-----------------|--------|--------|--------|--------|--------|---------------------------|-------------------------|--------------------|------------------------|-----------|------------|------------------|--------------|---------------------|-----------------------|--------------------|---------------------|--------------|----------------|--------------------|----------|--------------|-----------|---------------------------|---------------------|--------------------|---------------------|---------------|-------------------|-------------------|-----|----------|-------------------------|------------------------------|-----------------|---|---|
| CAN H           | CAN L  | CAN H  | CAN L  | CAN H  | CAN L  | OUT +                     | OUT -                   | OUT +              | OUT -                  | OUT -     | OUT -      | OUT -            | OUT -        | OUT -               | OUT -                 | OUT -              | OUT -               | OUT -        | OUT -          | OUT -              | OUT +    | OUT +        | OUT +     | IN                        | IN                  | IN                 | IN                  | IN            | IN                | IN                | IN  | IN       | IN                      | IN                           | IN              |   |   |
| CAN1-H          | CAN1-L | CAN2-H | CAN2-L | CAN3-H | CAN3-L | Alternative blink control | Alt. contr. centr. lock | Driver door sensor | Passengers door sensor | Trunk lid | Hood sense | Original alarm++ | Arming state | Lock factory remote | Unlock factory remote | Any button pressed | Handbrake / Parking | Speed 10kmph | Engine running | Engine speed (RPM) | Ignition | Key inserted | Footbrake | Drivers door opening sim. | Turn off the engine | Turn on the engine | Turn signal control | Trunk release | Opening all doors | Closing all doors | GND | PWR +12V | Contr. of factory alarm | Contr.c.lock. when ign.is on | Comfort closure |   |   |
| 1               | 2      | 3      | 4      | 5      | 6      | 7                         | 8                       | 1                  | 2                      | 3         | 4          | 5                | 6            | 7                   | 8                     | 9                  | 10                  | 11           | 12             | 13                 | 14       | 15           | 1         | 2                         | 3                   | 4                  | 5                   | 6             | 7                 | 8                 | 9   | 10       |                         |                              |                 |   |   |
| +               | +      | +      | +      | +      | +      | +                         | +                       | +                  | +                      | +         | +          | +                | +            | +                   | +                     | +                  | +                   | +            | +              | +                  | +        | +            | +         | +                         | +                   | +                  | +                   | +             | +                 | +                 | +   | +        | +                       | +                            | +               | + | + |

Attention:

**RENAULT KANGOO (Start-button)** year: 2021 → with and without Keyless System program #: 15121 from: 2023-10-27

| connector 8 pin |        |        |        |        |        |                           |                         |                    | connector 15 pin       |           |            |                  |              |                     |                       |                    |                     |              |                |                    |          |              |           | connector 10 pin          |                     |                    |                     |               |                   |                   |     |          |                         |                              |                 |   |   |
|-----------------|--------|--------|--------|--------|--------|---------------------------|-------------------------|--------------------|------------------------|-----------|------------|------------------|--------------|---------------------|-----------------------|--------------------|---------------------|--------------|----------------|--------------------|----------|--------------|-----------|---------------------------|---------------------|--------------------|---------------------|---------------|-------------------|-------------------|-----|----------|-------------------------|------------------------------|-----------------|---|---|
| CAN H           | CAN L  | CAN H  | CAN L  | CAN H  | CAN L  | OUT +                     | OUT -                   | OUT +              | OUT -                  | OUT -     | OUT -      | OUT -            | OUT -        | OUT -               | OUT -                 | OUT -              | OUT -               | OUT -        | OUT -          | OUT -              | OUT +    | OUT +        | OUT +     | IN                        | IN                  | IN                 | IN                  | IN            | IN                | IN                | IN  | IN       | IN                      | IN                           | IN              |   |   |
| CAN1-H          | CAN1-L | CAN2-H | CAN2-L | CAN3-H | CAN3-L | Alternative blink control | Alt. contr. centr. lock | Driver door sensor | Passengers door sensor | Trunk lid | Hood sense | Original alarm++ | Arming state | Lock factory remote | Unlock factory remote | Any button pressed | Handbrake / Parking | Speed 10kmph | Engine running | Engine speed (RPM) | Ignition | Key inserted | Footbrake | Drivers door opening sim. | Turn off the engine | Turn on the engine | Turn signal control | Trunk release | Opening all doors | Closing all doors | GND | PWR +12V | Contr. of factory alarm | Contr.c.lock. when ign.is on | Comfort closure |   |   |
| 1               | 2      | 3      | 4      | 5      | 6      | 7                         | 8                       | 1                  | 2                      | 3         | 4          | 5                | 6            | 7                   | 8                     | 9                  | 10                  | 11           | 12             | 13                 | 14       | 15           | 1         | 2                         | 3                   | 4                  | 5                   | 6             | 7                 | 8                 | 9   | 10       |                         |                              |                 |   |   |
| +               | +      | +      | +      | +      | +      | +                         | +                       | +                  | +                      | +         | +          | +                | +            | +                   | +                     | +                  | +                   | +            | +              | +                  | +        | +            | +         | +                         | +                   | +                  | +                   | +             | +                 | +                 | +   | +        | +                       | +                            | +               | + | + |

Attention:

**RENAULT KANGOO E-TECH (Electric)** year: 2019 → program #: 12679 from: 2019-06-04

| connector 8 pin |        |        |        |        |        |                           |                         |                    | connector 15 pin       |           |            |                  |              |                     |                       |                    |                     |              |                |                    |          |              |           | connector 10 pin          |                     |                    |                     |               |                   |                   |     |          |                         |                              |                 |   |   |
|-----------------|--------|--------|--------|--------|--------|---------------------------|-------------------------|--------------------|------------------------|-----------|------------|------------------|--------------|---------------------|-----------------------|--------------------|---------------------|--------------|----------------|--------------------|----------|--------------|-----------|---------------------------|---------------------|--------------------|---------------------|---------------|-------------------|-------------------|-----|----------|-------------------------|------------------------------|-----------------|---|---|
| CAN H           | CAN L  | CAN H  | CAN L  | CAN H  | CAN L  | OUT +                     | OUT -                   | OUT +              | OUT -                  | OUT -     | OUT -      | OUT -            | OUT -        | OUT -               | OUT -                 | OUT -              | OUT -               | OUT -        | OUT -          | OUT -              | OUT +    | OUT +        | OUT +     | IN                        | IN                  | IN                 | IN                  | IN            | IN                | IN                | IN  | IN       | IN                      | IN                           | IN              |   |   |
| CAN1-H          | CAN1-L | CAN2-H | CAN2-L | CAN3-H | CAN3-L | Alternative blink control | Alt. contr. centr. lock | Driver door sensor | Passengers door sensor | Trunk lid | Hood sense | Original alarm++ | Arming state | Lock factory remote | Unlock factory remote | Any button pressed | Handbrake / Parking | Speed 10kmph | Engine running | Engine speed (RPM) | Ignition | Key inserted | Footbrake | Drivers door opening sim. | Turn off the engine | Turn on the engine | Turn signal control | Trunk release | Opening all doors | Closing all doors | GND | PWR +12V | Contr. of factory alarm | Contr.c.lock. when ign.is on | Comfort closure |   |   |
| 1               | 2      | 3      | 4      | 5      | 6      | 7                         | 8                       | 1                  | 2                      | 3         | 4          | 5                | 6            | 7                   | 8                     | 9                  | 10                  | 11           | 12             | 13                 | 14       | 15           | 1         | 2                         | 3                   | 4                  | 5                   | 6             | 7                 | 8                 | 9   | 10       |                         |                              |                 |   |   |
| +               | +      | +      | +      | +      | +      | +                         | +                       | +                  | +                      | +         | +          | +                | +            | +                   | +                     | +                  | +                   | +            | +              | +                  | +        | +            | +         | +                         | +                   | +                  | +                   | +             | +                 | +                 | +   | +        | +                       | +                            | +               | + | + |

Attention:

**RENAULT KANGOO** year: 2008 → program №: 11174 from: 2021-09-09

| connector 8 pin |        |        |        |        |        |                           |                         | connector 15 pin   |                        |           |            |                  |              |                     |                       |                    |                     |              |                |                    |          |              | connector 10 pin |                           |                     |                    |                     |               |                   |                   |     |          |                         |                              |                 |
|-----------------|--------|--------|--------|--------|--------|---------------------------|-------------------------|--------------------|------------------------|-----------|------------|------------------|--------------|---------------------|-----------------------|--------------------|---------------------|--------------|----------------|--------------------|----------|--------------|------------------|---------------------------|---------------------|--------------------|---------------------|---------------|-------------------|-------------------|-----|----------|-------------------------|------------------------------|-----------------|
| CAN H           | CAN L  | CAN H  | CAN L  | CAN H  | CAN L  | OUT +                     | OUT -                   | OUT                | OUT                    | OUT       | OUT        | OUT              | OUT          | OUT                 | OUT                   | OUT                | OUT                 | OUT          | OUT            | OUT                | OUT      | OUT          | OUT              | IN                        | IN                  | IN                 | IN                  | IN            | IN                | IN                | IN  |          |                         |                              |                 |
| CAN1-H          | CAN1-L | CAN2-H | CAN2-L | CAN3-H | CAN3-L | Alternative blink control | Alt. contr. centr. lock | Driver door sensor | Passengers door sensor | Trunk lid | Hood sense | Original alarm++ | Arming state | Lock factory remote | Unlock factory remote | Any button pressed | Handbrake / Parking | Speed 10kmph | Engine running | Engine speed (RPM) | Ignition | Key inserted | Footbrake        | Drivers door opening sim. | Turn off the engine | Turn on the engine | Turn signal control | Trunk release | Opening all doors | Closing all doors | GND | PWR +12V | Contr. of factory alarm | Contr.c.lock. when ign.is on | Comfort closure |
| 1               | 2      | 3      | 4      | 5      | 6      | 7                         | 8                       | 1                  | 2                      | 3         | 4          | 5                | 6            | 7                   | 8                     | 9                  | 10                  | 11           | 12             | 13                 | 14       | 15           | 1                | 2                         | 3                   | 4                  | 5                   | 6             | 7                 | 8                 | 9   | 10       | Contr. of factory alarm | Contr.c.lock. when ign.is on | Comfort closure |
| +               | +      | +      |        |        |        | +                         |                         | +                  | +                      | +         |            |                  |              | +                   | +                     | +                  | +                   | +            | +              | +                  | +        | +            | +                |                           |                     | +                  |                     |               | +                 |                   |     |          |                         |                              |                 |

**RENAULT KANGOO** year: 2004 → program №: 11224 from: 2018-04-16

| connector 8 pin |        |        |        |        |        |                           |                         | connector 15 pin   |                        |           |            |                  |              |                     |                       |                    |                     |              |                |                    |          |              | connector 10 pin |                           |                     |                    |                     |               |                   |                   |     |          |                         |                              |                 |
|-----------------|--------|--------|--------|--------|--------|---------------------------|-------------------------|--------------------|------------------------|-----------|------------|------------------|--------------|---------------------|-----------------------|--------------------|---------------------|--------------|----------------|--------------------|----------|--------------|------------------|---------------------------|---------------------|--------------------|---------------------|---------------|-------------------|-------------------|-----|----------|-------------------------|------------------------------|-----------------|
| CAN H           | CAN L  | CAN H  | CAN L  | CAN H  | CAN L  | OUT +                     | OUT -                   | OUT                | OUT                    | OUT       | OUT        | OUT              | OUT          | OUT                 | OUT                   | OUT                | OUT                 | OUT          | OUT            | OUT                | OUT      | OUT          | OUT              | OUT                       | IN                  | IN                 | IN                  | IN            | IN                | IN                | IN  | IN       | IN                      |                              |                 |
| CAN1-H          | CAN1-L | CAN2-H | CAN2-L | CAN3-H | CAN3-L | Alternative blink control | Alt. contr. centr. lock | Driver door sensor | Passengers door sensor | Trunk lid | Hood sense | Original alarm++ | Arming state | Lock factory remote | Unlock factory remote | Any button pressed | Handbrake / Parking | Speed 10kmph | Engine running | Engine speed (RPM) | Ignition | Key inserted | Footbrake        | Drivers door opening sim. | Turn off the engine | Turn on the engine | Turn signal control | Trunk release | Opening all doors | Closing all doors | GND | PWR +12V | Contr. of factory alarm | Contr.c.lock. when ign.is on | Comfort closure |
| 1               | 2      | 3      | 4      | 5      | 6      | 7                         | 8                       | 1                  | 2                      | 3         | 4          | 5                | 6            | 7                   | 8                     | 9                  | 10                  | 11           | 12             | 13                 | 14       | 15           | 1                | 2                         | 3                   | 4                  | 5                   | 6             | 7                 | 8                 | 9   | 10       | Contr. of factory alarm | Contr.c.lock. when ign.is on | Comfort closure |
| +               | +      | +      |        |        |        | +                         |                         | +                  | +                      | +         |            |                  |              | +                   | +                     | +                  | +                   | +            | +              | +                  | +        | +            | +                | +                         |                     |                    | +                   |               |                   | +                 |     |          |                         |                              |                 |

**RENAULT KANGOO MAXI** year: 2017 → program №: 12249 from: 2023-01-27

| connector 8 pin |        |        |        |        |        |                           |                         | connector 15 pin   |                        |           |            |                  |              |                     |                       |                    |                     |              |                |                    |          |              | connector 10 pin |                           |                     |                    |                     |               |                   |                   |     |          |                         |                              |                 |
|-----------------|--------|--------|--------|--------|--------|---------------------------|-------------------------|--------------------|------------------------|-----------|------------|------------------|--------------|---------------------|-----------------------|--------------------|---------------------|--------------|----------------|--------------------|----------|--------------|------------------|---------------------------|---------------------|--------------------|---------------------|---------------|-------------------|-------------------|-----|----------|-------------------------|------------------------------|-----------------|
| CAN H           | CAN L  | CAN H  | CAN L  | CAN H  | CAN L  | OUT +                     | OUT -                   | OUT                | OUT                    | OUT       | OUT        | OUT              | OUT          | OUT                 | OUT                   | OUT                | OUT                 | OUT          | OUT            | OUT                | OUT      | OUT          | OUT              | OUT                       | IN                  | IN                 | IN                  | IN            | IN                | IN                | IN  | IN       | IN                      |                              |                 |
| CAN1-H          | CAN1-L | CAN2-H | CAN2-L | CAN3-H | CAN3-L | Alternative blink control | Alt. contr. centr. lock | Driver door sensor | Passengers door sensor | Trunk lid | Hood sense | Original alarm++ | Arming state | Lock factory remote | Unlock factory remote | Any button pressed | Handbrake / Parking | Speed 10kmph | Engine running | Engine speed (RPM) | Ignition | Key inserted | Footbrake        | Drivers door opening sim. | Turn off the engine | Turn on the engine | Turn signal control | Trunk release | Opening all doors | Closing all doors | GND | PWR +12V | Contr. of factory alarm | Contr.c.lock. when ign.is on | Comfort closure |
| 1               | 2      | 3      | 4      | 5      | 6      | 7                         | 8                       | 1                  | 2                      | 3         | 4          | 5                | 6            | 7                   | 8                     | 9                  | 10                  | 11           | 12             | 13                 | 14       | 15           | 1                | 2                         | 3                   | 4                  | 5                   | 6             | 7                 | 8                 | 9   | 10       | Contr. of factory alarm | Contr.c.lock. when ign.is on | Comfort closure |
| +               | +      | +      |        |        |        | +                         |                         | +                  | +                      | +         |            |                  |              | +                   | +                     | +                  | +                   | +            | +              | +                  | +        | +            | +                | +                         |                     |                    | +                   |               |                   | +                 |     |          |                         |                              |                 |

**RENAULT KAPTUR** year: 2016 → program №: 12159 from: 2017-11-15

| connector 8 pin |        |        |        |        |        |                           |                         | connector 15 pin   |                        |           |            |                  |              |                     |                       |                    |                     |              |                |                    |          |              | connector 10 pin |                           |                     |                    |                     |               |                   |                   |     |          |                         |                              |                 |
|-----------------|--------|--------|--------|--------|--------|---------------------------|-------------------------|--------------------|------------------------|-----------|------------|------------------|--------------|---------------------|-----------------------|--------------------|---------------------|--------------|----------------|--------------------|----------|--------------|------------------|---------------------------|---------------------|--------------------|---------------------|---------------|-------------------|-------------------|-----|----------|-------------------------|------------------------------|-----------------|
| CAN H           | CAN L  | CAN H  | CAN L  | CAN H  | CAN L  | OUT +                     | OUT -                   | OUT                | OUT                    | OUT       | OUT        | OUT              | OUT          | OUT                 | OUT                   | OUT                | OUT                 | OUT          | OUT            | OUT                | OUT      | OUT          | OUT              | OUT                       | IN                  | IN                 | IN                  | IN            | IN                | IN                | IN  | IN       | IN                      |                              |                 |
| CAN1-H          | CAN1-L | CAN2-H | CAN2-L | CAN3-H | CAN3-L | Alternative blink control | Alt. contr. centr. lock | Driver door sensor | Passengers door sensor | Trunk lid | Hood sense | Original alarm++ | Arming state | Lock factory remote | Unlock factory remote | Any button pressed | Handbrake / Parking | Speed 10kmph | Engine running | Engine speed (RPM) | Ignition | Key inserted | Footbrake        | Drivers door opening sim. | Turn off the engine | Turn on the engine | Turn signal control | Trunk release | Opening all doors | Closing all doors | GND | PWR +12V | Contr. of factory alarm | Contr.c.lock. when ign.is on | Comfort closure |
| 1               | 2      | 3      | 4      | 5      | 6      | 7                         | 8                       | 1                  | 2                      | 3         | 4          | 5                | 6            | 7                   | 8                     | 9                  | 10                  | 11           | 12             | 13                 | 14       | 15           | 1                | 2                         | 3                   | 4                  | 5                   | 6             | 7                 | 8                 | 9   | 10       | Contr. of factory alarm | Contr.c.lock. when ign.is on | Comfort closure |
| +               | +      | +      |        |        |        | +                         |                         | +                  | +                      | +         |            |                  |              | +                   | +                     | +                  | +                   | +            | +              | +                  | +        | +            | +                | +                         |                     |                    | +                   |               |                   | +                 |     |          |                         |                              |                 |

**RENAULT KOLEOS** year: 2017 → program №: 12134 from: 2024-01-05

| connector 8 pin |        |        |        |        |        |                           |                         | connector 15 pin   |                        |           |            |                  |              |                     |                       |                    |                     |              |                |                    |          |              | connector 10 pin |                           |                     |                    |                     |               |                   |                   |     |          |                         |                              |                 |
|-----------------|--------|--------|--------|--------|--------|---------------------------|-------------------------|--------------------|------------------------|-----------|------------|------------------|--------------|---------------------|-----------------------|--------------------|---------------------|--------------|----------------|--------------------|----------|--------------|------------------|---------------------------|---------------------|--------------------|---------------------|---------------|-------------------|-------------------|-----|----------|-------------------------|------------------------------|-----------------|
| CAN H           | CAN L  | CAN H  | CAN L  | CAN H  | CAN L  | OUT +                     | OUT -                   | OUT                | OUT                    | OUT       | OUT        | OUT              | OUT          | OUT                 | OUT                   | OUT                | OUT                 | OUT          | OUT            | OUT                | OUT      | OUT          | OUT              | OUT                       | IN                  | IN                 | IN                  | IN            | IN                | IN                | IN  | IN       | IN                      |                              |                 |
| CAN1-H          | CAN1-L | CAN2-H | CAN2-L | CAN3-H | CAN3-L | Alternative blink control | Alt. contr. centr. lock | Driver door sensor | Passengers door sensor | Trunk lid | Hood sense | Original alarm++ | Arming state | Lock factory remote | Unlock factory remote | Any button pressed | Handbrake / Parking | Speed 10kmph | Engine running | Engine speed (RPM) | Ignition | Key inserted | Footbrake        | Drivers door opening sim. | Turn off the engine | Turn on the engine | Turn signal control | Trunk release | Opening all doors | Closing all doors | GND | PWR +12V | Contr. of factory alarm | Contr.c.lock. when ign.is on | Comfort closure |
| 1               | 2      | 3      | 4      | 5      | 6      | 7                         | 8                       | 1                  | 2                      | 3         | 4          | 5                | 6            | 7                   | 8                     | 9                  | 10                  | 11           | 12             | 13                 | 14       | 15           | 1                | 2                         | 3                   | 4                  | 5                   | 6             | 7                 | 8                 | 9   | 10       | Contr. of factory alarm | Contr.c.lock. when ign.is on | Comfort closure |
| +               | +      | +      |        |        |        | +                         |                         | +                  | +                      | +         |            |                  |              | +                   | +                     | +                  | +                   | +            | +              | +                  | +        | +            | +                | +                         |                     |                    | +                   |               |                   | +                 |     |          |                         |                              |                 |

Switches

| RENAULT KOLEOS  |        |        |        |        |        |                           |                         | year: 2012 →       | with and without Keyless System | program No: 11443 | from: 2021-09-09 |                  |              |                     |                       |                    |                     |              |                |                    |          |              |           |                           |                     |                    |                     |               |                   |                   |     |          |                         |                             |                 |    |  |  |  |  |  |  |
|-----------------|--------|--------|--------|--------|--------|---------------------------|-------------------------|--------------------|---------------------------------|-------------------|------------------|------------------|--------------|---------------------|-----------------------|--------------------|---------------------|--------------|----------------|--------------------|----------|--------------|-----------|---------------------------|---------------------|--------------------|---------------------|---------------|-------------------|-------------------|-----|----------|-------------------------|-----------------------------|-----------------|----|--|--|--|--|--|--|
| connector 8 pin |        |        |        |        |        |                           |                         | connector 15 pin   |                                 |                   |                  |                  |              |                     |                       | connector 10 pin   |                     |              |                |                    |          |              |           |                           |                     |                    |                     |               |                   |                   |     |          |                         |                             |                 |    |  |  |  |  |  |  |
| CAN H           | CAN L  | CAN H  | CAN L  | CAN H  | CAN L  | OUT +                     | OUT -                   | OUT -              | OUT -                           | OUT -             | OUT -            | OUT -            | OUT -        | OUT -               | OUT -                 | OUT -              | OUT -               | OUT -        | OUT -          | OUT -              | OUT -    | OUT +        | IN        | IN                        | IN                  | IN                 | IN                  | IN            | IN                | IN                | IN  | IN       | IN                      | IN                          | IN              | IN |  |  |  |  |  |  |
| CAN1-H          | CAN1-L | CAN2-H | CAN2-L | CAN3-H | CAN3-L | Alternative blink control | Alt. contr. centr. lock | Driver door sensor | Passengers door sensor          | Trunk lid         | Hood sense       | Original alarm++ | Arming state | Lock factory remote | Unlock factory remote | Any button pressed | Handbrake / Parking | Speed 10kmph | Engine running | Engine speed (RPM) | Ignition | Key inserted | Footbrake | Drivers door opening sim. | Turn off the engine | Turn on the engine | Turn signal control | Trunk release | Opening all doors | Closing all doors | GND | PWR +12V | Contr. of factory alarm | Contr.c.lock when ign.is on | Comfort closure |    |  |  |  |  |  |  |
| 1               | 2      | 3      | 4      | 5      | 6      | 7                         | 8                       | 1                  | 2                               | 3                 | 4                | 5                | 6            | 7                   | 8                     | 9                  | 10                  | 11           | 12             | 13                 | 14       | 15           | 1         | 2                         | 3                   | 4                  | 5                   | 6             | 7                 | 8                 | 9   | 10       |                         |                             |                 |    |  |  |  |  |  |  |
| +               | +      | +      | +      | +      | +      | +                         | +                       | +                  | +                               | +                 | +                | +                | +            | +                   | +                     | +                  | +                   | +            | +              | +                  | +        | +            | +         | +                         | +                   | +                  | +                   | +             | +                 | +                 | +   | +        |                         |                             |                 |    |  |  |  |  |  |  |
| Attention:      |        |        |        |        |        |                           |                         |                    |                                 |                   |                  |                  |              |                     |                       |                    |                     |              |                |                    |          |              |           |                           |                     |                    |                     |               |                   |                   |     |          |                         |                             |                 |    |  |  |  |  |  |  |

| RENAULT KOLEOS  |        |        |        |        |        |                           |                         | year: 2008 →       | with and without Keyless System | program No: 11443 | from: 2021-09-09 |                  |              |                     |                       |                    |                     |              |                |                    |          |              |           |                           |                     |                    |                     |               |                   |                   |     |          |                         |                             |                 |  |  |  |  |  |  |  |
|-----------------|--------|--------|--------|--------|--------|---------------------------|-------------------------|--------------------|---------------------------------|-------------------|------------------|------------------|--------------|---------------------|-----------------------|--------------------|---------------------|--------------|----------------|--------------------|----------|--------------|-----------|---------------------------|---------------------|--------------------|---------------------|---------------|-------------------|-------------------|-----|----------|-------------------------|-----------------------------|-----------------|--|--|--|--|--|--|--|
| connector 8 pin |        |        |        |        |        |                           |                         | connector 15 pin   |                                 |                   |                  |                  |              |                     |                       | connector 10 pin   |                     |              |                |                    |          |              |           |                           |                     |                    |                     |               |                   |                   |     |          |                         |                             |                 |  |  |  |  |  |  |  |
| CAN H           | CAN L  | CAN H  | CAN L  | CAN H  | CAN L  | OUT +                     | OUT -                   | OUT -              | OUT -                           | OUT -             | OUT -            | OUT -            | OUT -        | OUT -               | OUT -                 | OUT -              | OUT -               | OUT -        | OUT -          | OUT -              | OUT -    | OUT +        | IN        | IN                        | IN                  | IN                 | IN                  | IN            | IN                | IN                | IN  | IN       | IN                      |                             |                 |  |  |  |  |  |  |  |
| CAN1-H          | CAN1-L | CAN2-H | CAN2-L | CAN3-H | CAN3-L | Alternative blink control | Alt. contr. centr. lock | Driver door sensor | Passengers door sensor          | Trunk lid         | Hood sense       | Original alarm++ | Arming state | Lock factory remote | Unlock factory remote | Any button pressed | Handbrake / Parking | Speed 10kmph | Engine running | Engine speed (RPM) | Ignition | Key inserted | Footbrake | Drivers door opening sim. | Turn off the engine | Turn on the engine | Turn signal control | Trunk release | Opening all doors | Closing all doors | GND | PWR +12V | Contr. of factory alarm | Contr.c.lock when ign.is on | Comfort closure |  |  |  |  |  |  |  |
| 1               | 2      | 3      | 4      | 5      | 6      | 7                         | 8                       | 1                  | 2                               | 3                 | 4                | 5                | 6            | 7                   | 8                     | 9                  | 10                  | 11           | 12             | 13                 | 14       | 15           | 1         | 2                         | 3                   | 4                  | 5                   | 6             | 7                 | 8                 | 9   | 10       |                         |                             |                 |  |  |  |  |  |  |  |
| +               | +      | +      | +      | +      | +      | +                         | +                       | +                  | +                               | +                 | +                | +                | +            | +                   | +                     | +                  | +                   | +            | +              | +                  | +        | +            | +         | +                         | +                   | +                  | +                   | +             | +                 | +                 | +   | +        |                         |                             |                 |  |  |  |  |  |  |  |
| Attention:      |        |        |        |        |        |                           |                         |                    |                                 |                   |                  |                  |              |                     |                       |                    |                     |              |                |                    |          |              |           |                           |                     |                    |                     |               |                   |                   |     |          |                         |                             |                 |  |  |  |  |  |  |  |

| RENAULT LAGUNA III |        |        |        |        |        |                           |                         | year: 2008 →       | with and without Keyless System | program No: 11182 | from: 2017-09-01 |                  |              |                     |                       |                    |                     |              |                |                    |          |              |           |                           |                     |                    |                     |               |                   |                   |     |          |                         |                             |                 |  |  |  |  |  |  |  |
|--------------------|--------|--------|--------|--------|--------|---------------------------|-------------------------|--------------------|---------------------------------|-------------------|------------------|------------------|--------------|---------------------|-----------------------|--------------------|---------------------|--------------|----------------|--------------------|----------|--------------|-----------|---------------------------|---------------------|--------------------|---------------------|---------------|-------------------|-------------------|-----|----------|-------------------------|-----------------------------|-----------------|--|--|--|--|--|--|--|
| connector 8 pin    |        |        |        |        |        |                           |                         | connector 15 pin   |                                 |                   |                  |                  |              |                     |                       | connector 10 pin   |                     |              |                |                    |          |              |           |                           |                     |                    |                     |               |                   |                   |     |          |                         |                             |                 |  |  |  |  |  |  |  |
| CAN H              | CAN L  | CAN H  | CAN L  | CAN H  | CAN L  | OUT +                     | OUT -                   | OUT -              | OUT -                           | OUT -             | OUT -            | OUT -            | OUT -        | OUT -               | OUT -                 | OUT -              | OUT -               | OUT -        | OUT -          | OUT -              | OUT -    | OUT +        | IN        | IN                        | IN                  | IN                 | IN                  | IN            | IN                | IN                | IN  | IN       | IN                      |                             |                 |  |  |  |  |  |  |  |
| CAN1-H             | CAN1-L | CAN2-H | CAN2-L | CAN3-H | CAN3-L | Alternative blink control | Alt. contr. centr. lock | Driver door sensor | Passengers door sensor          | Trunk lid         | Hood sense       | Original alarm++ | Arming state | Lock factory remote | Unlock factory remote | Any button pressed | Handbrake / Parking | Speed 10kmph | Engine running | Engine speed (RPM) | Ignition | Key inserted | Footbrake | Drivers door opening sim. | Turn off the engine | Turn on the engine | Turn signal control | Trunk release | Opening all doors | Closing all doors | GND | PWR +12V | Contr. of factory alarm | Contr.c.lock when ign.is on | Comfort closure |  |  |  |  |  |  |  |
| 1                  | 2      | 3      | 4      | 5      | 6      | 7                         | 8                       | 1                  | 2                               | 3                 | 4                | 5                | 6            | 7                   | 8                     | 9                  | 10                  | 11           | 12             | 13                 | 14       | 15           | 1         | 2                         | 3                   | 4                  | 5                   | 6             | 7                 | 8                 | 9   | 10       |                         |                             |                 |  |  |  |  |  |  |  |
| +                  | +      | +      | +      | +      | +      | +                         | +                       | +                  | +                               | +                 | +                | +                | +            | +                   | +                     | +                  | +                   | +            | +              | +                  | +        | +            | +         | +                         | +                   | +                  | +                   | +             | +                 | +                 | +   | +        |                         |                             |                 |  |  |  |  |  |  |  |
| Attention:         |        |        |        |        |        |                           |                         |                    |                                 |                   |                  |                  |              |                     |                       |                    |                     |              |                |                    |          |              |           |                           |                     |                    |                     |               |                   |                   |     |          |                         |                             |                 |  |  |  |  |  |  |  |

| RENAULT LODGY   |        |        |        |        |        |                           |                         | year: 2012 →       | with and without Keyless System | program No: 11574 | from: 2017-09-01 |                  |              |                     |                       |                    |                     |              |                |                    |          |              |           |                           |                     |                    |                     |               |                   |                   |     |          |                         |                             |                 |  |  |  |  |  |  |  |
|-----------------|--------|--------|--------|--------|--------|---------------------------|-------------------------|--------------------|---------------------------------|-------------------|------------------|------------------|--------------|---------------------|-----------------------|--------------------|---------------------|--------------|----------------|--------------------|----------|--------------|-----------|---------------------------|---------------------|--------------------|---------------------|---------------|-------------------|-------------------|-----|----------|-------------------------|-----------------------------|-----------------|--|--|--|--|--|--|--|
| connector 8 pin |        |        |        |        |        |                           |                         | connector 15 pin   |                                 |                   |                  |                  |              |                     |                       | connector 10 pin   |                     |              |                |                    |          |              |           |                           |                     |                    |                     |               |                   |                   |     |          |                         |                             |                 |  |  |  |  |  |  |  |
| CAN H           | CAN L  | CAN H  | CAN L  | CAN H  | CAN L  | OUT +                     | OUT -                   | OUT -              | OUT -                           | OUT -             | OUT -            | OUT -            | OUT -        | OUT -               | OUT -                 | OUT -              | OUT -               | OUT -        | OUT -          | OUT -              | OUT -    | OUT +        | IN        | IN                        | IN                  | IN                 | IN                  | IN            | IN                | IN                | IN  | IN       | IN                      |                             |                 |  |  |  |  |  |  |  |
| CAN1-H          | CAN1-L | CAN2-H | CAN2-L | CAN3-H | CAN3-L | Alternative blink control | Alt. contr. centr. lock | Driver door sensor | Passengers door sensor          | Trunk lid         | Hood sense       | Original alarm++ | Arming state | Lock factory remote | Unlock factory remote | Any button pressed | Handbrake / Parking | Speed 10kmph | Engine running | Engine speed (RPM) | Ignition | Key inserted | Footbrake | Drivers door opening sim. | Turn off the engine | Turn on the engine | Turn signal control | Trunk release | Opening all doors | Closing all doors | GND | PWR +12V | Contr. of factory alarm | Contr.c.lock when ign.is on | Comfort closure |  |  |  |  |  |  |  |
| 1               | 2      | 3      | 4      | 5      | 6      | 7                         | 8                       | 1                  | 2                               | 3                 | 4                | 5                | 6            | 7                   | 8                     | 9                  | 10                  | 11           | 12             | 13                 | 14       | 15           | 1         | 2                         | 3                   | 4                  | 5                   | 6             | 7                 | 8                 | 9   | 10       |                         |                             |                 |  |  |  |  |  |  |  |
| +               | +      | +      | +      | +      | +      | +                         | +                       | +                  | +                               | +                 | +                | +                | +            | +                   | +                     | +                  | +                   | +            | +              | +                  | +        | +            | +         | +                         | +                   | +                  | +                   | +             | +                 | +                 | +   | +        |                         |                             |                 |  |  |  |  |  |  |  |
| Attention:      |        |        |        |        |        |                           |                         |                    |                                 |                   |                  |                  |              |                     |                       |                    |                     |              |                |                    |          |              |           |                           |                     |                    |                     |               |                   |                   |     |          |                         |                             |                 |  |  |  |  |  |  |  |

| RENAULT LOGAN   |        |        |        |        |        |                           |                         | year: 2013 →       | with and without Keyless System | program No: 11574 | from: 2017-09-01 |                  |              |                     |                       |                    |                     |              |                |                    |          |              |           |                           |                     |                    |                     |               |                   |                   |     |          |                         |                             |                 |  |  |  |  |  |  |  |
|-----------------|--------|--------|--------|--------|--------|---------------------------|-------------------------|--------------------|---------------------------------|-------------------|------------------|------------------|--------------|---------------------|-----------------------|--------------------|---------------------|--------------|----------------|--------------------|----------|--------------|-----------|---------------------------|---------------------|--------------------|---------------------|---------------|-------------------|-------------------|-----|----------|-------------------------|-----------------------------|-----------------|--|--|--|--|--|--|--|
| connector 8 pin |        |        |        |        |        |                           |                         | connector 15 pin   |                                 |                   |                  |                  |              |                     |                       | connector 10 pin   |                     |              |                |                    |          |              |           |                           |                     |                    |                     |               |                   |                   |     |          |                         |                             |                 |  |  |  |  |  |  |  |
| CAN H           | CAN L  | CAN H  | CAN L  | CAN H  | CAN L  | OUT +                     | OUT -                   | OUT -              | OUT -                           | OUT -             | OUT -            | OUT -            | OUT -        | OUT -               | OUT -                 | OUT -              | OUT -               | OUT -        | OUT -          | OUT -              | OUT -    | OUT +        | IN        | IN                        | IN                  | IN                 | IN                  | IN            | IN                | IN                | IN  | IN       | IN                      |                             |                 |  |  |  |  |  |  |  |
| CAN1-H          | CAN1-L | CAN2-H | CAN2-L | CAN3-H | CAN3-L | Alternative blink control | Alt. contr. centr. lock | Driver door sensor | Passengers door sensor          | Trunk lid         | Hood sense       | Original alarm++ | Arming state | Lock factory remote | Unlock factory remote | Any button pressed | Handbrake / Parking | Speed 10kmph | Engine running | Engine speed (RPM) | Ignition | Key inserted | Footbrake | Drivers door opening sim. | Turn off the engine | Turn on the engine | Turn signal control | Trunk release | Opening all doors | Closing all doors | GND | PWR +12V | Contr. of factory alarm | Contr.c.lock when ign.is on | Comfort closure |  |  |  |  |  |  |  |
| 1               | 2      | 3      | 4      | 5      | 6      | 7                         | 8                       | 1                  | 2                               | 3                 | 4                | 5                | 6            | 7                   | 8                     | 9                  | 10                  | 11           | 12             | 13                 | 14       | 15           | 1         | 2                         | 3                   | 4                  | 5                   | 6             | 7                 | 8                 | 9   | 10       |                         |                             |                 |  |  |  |  |  |  |  |
| +               | +      | +      | +      | +      | +      | +                         | +                       | +                  | +                               | +                 | +                | +                | +            | +                   | +                     | +                  | +                   | +            | +              | +                  | +        | +            | +         | +                         | +                   | +                  | +                   | +             | +                 | +                 | +   | +        |                         |                             |                 |  |  |  |  |  |  |  |
| Attention:      |        |        |        |        |        |                           |                         |                    |                                 |                   |                  |                  |              |                     |                       |                    |                     |              |                |                    |          |              |           |                           |                     |                    |                     |               |                   |                   |     |          |                         |                             |                 |  |  |  |  |  |  |  |



| RENAULT MASTER DCI |        |        |        |        |        |                           |                         |       |       | year: 2005 →       |                        |           |            |                  |              |                     |                       |                    |                     | program №: 11224 |                |                    |          |              |           |                           |                     |                    |                     | from: 2017-09-01 |                   |                   |     |          |                         |                              |                 |   |   |   |   |   |   |   |   |   |
|--------------------|--------|--------|--------|--------|--------|---------------------------|-------------------------|-------|-------|--------------------|------------------------|-----------|------------|------------------|--------------|---------------------|-----------------------|--------------------|---------------------|------------------|----------------|--------------------|----------|--------------|-----------|---------------------------|---------------------|--------------------|---------------------|------------------|-------------------|-------------------|-----|----------|-------------------------|------------------------------|-----------------|---|---|---|---|---|---|---|---|---|
| connector 8 pin    |        |        |        |        |        |                           |                         |       |       | connector 15 pin   |                        |           |            |                  |              |                     |                       |                    |                     | connector 10 pin |                |                    |          |              |           |                           |                     |                    |                     |                  |                   |                   |     |          |                         |                              |                 |   |   |   |   |   |   |   |   |   |
| CAN H              | CAN L  | CAN H  | CAN L  | CAN H  | CAN L  | OUT +                     | OUT -                   | OUT + | OUT - | OUT                | OUT                    | OUT       | OUT        | OUT              | OUT          | OUT                 | OUT                   | OUT                | OUT                 | OUT              | IN             | IN                 | IN       | IN           | IN        | IN                        | IN                  | IN                 | IN                  |                  |                   |                   |     |          |                         |                              |                 |   |   |   |   |   |   |   |   |   |
| CAN1-H             | CAN1-L | CAN2-H | CAN2-L | CAN3-H | CAN3-L | Alternative blink control | Alt. contr. centr. lock |       |       | Driver door sensor | Passengers door sensor | Trunk lid | Hood sense | Original alarm++ | Arming state | Lock factory remote | Unlock factory remote | Any button pressed | Handbrake / Parking | Speed 10kmph     | Engine running | Engine speed (RPM) | Ignition | Key inserted | Footbrake | Drivers door opening sim. | Turn off the engine | Turn on the engine | Turn signal control | Trunk release    | Opening all doors | Closing all doors | GND | PWR +12V | Contr. of factory alarm | Contr.c.lock. when ign.is on | Comfort closure |   |   |   |   |   |   |   |   |   |
| 1                  | 2      | 3      | 4      | 5      | 6      | 7                         | 8                       |       |       | 1                  | 2                      | 3         | 4          | 5                | 6            | 7                   | 8                     | 9                  | 10                  | 11               | 12             | 13                 | 14       | 15           | 1         | 2                         | 3                   | 4                  | 5                   | 6                | 7                 | 8                 | 9   | 10       |                         |                              |                 |   |   |   |   |   |   |   |   |   |
| +                  | +      | +      | +      | +      | +      | +                         | +                       |       |       | +                  | +                      | +         | +          | +                | +            | +                   | +                     | +                  | +                   | +                | +              | +                  | +        | +            | +         | +                         | +                   | +                  | +                   | +                | +                 | +                 | +   | +        | +                       | +                            | +               | + | + | + | + | + | + | + | + | + |

Attention:

| RENAULT MEGANE E-TECH (Electric) |        |        |        |        |        |                           |                         |       |       | year: 2022 →       |                        |           |            |                  |              |                     |                       |                    |                     | with and without Keyless System |                |                    |          |              |           |                           |                     |                    |                     | program №: 14366 |                   |                   |     |          |                         |                              |                 |   |   | from: 2023-05-04 |   |   |   |   |   |   |
|----------------------------------|--------|--------|--------|--------|--------|---------------------------|-------------------------|-------|-------|--------------------|------------------------|-----------|------------|------------------|--------------|---------------------|-----------------------|--------------------|---------------------|---------------------------------|----------------|--------------------|----------|--------------|-----------|---------------------------|---------------------|--------------------|---------------------|------------------|-------------------|-------------------|-----|----------|-------------------------|------------------------------|-----------------|---|---|------------------|---|---|---|---|---|---|
| connector 8 pin                  |        |        |        |        |        |                           |                         |       |       | connector 15 pin   |                        |           |            |                  |              |                     |                       |                    |                     | connector 10 pin                |                |                    |          |              |           |                           |                     |                    |                     |                  |                   |                   |     |          |                         |                              |                 |   |   |                  |   |   |   |   |   |   |
| CAN H                            | CAN L  | CAN H  | CAN L  | CAN H  | CAN L  | OUT +                     | OUT -                   | OUT + | OUT - | OUT                | OUT                    | OUT       | OUT        | OUT              | OUT          | OUT                 | OUT                   | OUT                | OUT                 | OUT                             | IN             | IN                 | IN       | IN           | IN        | IN                        | IN                  | IN                 | IN                  |                  |                   |                   |     |          |                         |                              |                 |   |   |                  |   |   |   |   |   |   |
| CAN1-H                           | CAN1-L | CAN2-H | CAN2-L | CAN3-H | CAN3-L | Alternative blink control | Alt. contr. centr. lock |       |       | Driver door sensor | Passengers door sensor | Trunk lid | Hood sense | Original alarm++ | Arming state | Lock factory remote | Unlock factory remote | Any button pressed | Handbrake / Parking | Speed 10kmph                    | Engine running | Engine speed (RPM) | Ignition | Key inserted | Footbrake | Drivers door opening sim. | Turn off the engine | Turn on the engine | Turn signal control | Trunk release    | Opening all doors | Closing all doors | GND | PWR +12V | Contr. of factory alarm | Contr.c.lock. when ign.is on | Comfort closure |   |   |                  |   |   |   |   |   |   |
| 1                                | 2      | 3      | 4      | 5      | 6      | 7                         | 8                       |       |       | 1                  | 2                      | 3         | 4          | 5                | 6            | 7                   | 8                     | 9                  | 10                  | 11                              | 12             | 13                 | 14       | 15           | 1         | 2                         | 3                   | 4                  | 5                   | 6                | 7                 | 8                 | 9   | 10       |                         |                              |                 |   |   |                  |   |   |   |   |   |   |
| +                                | +      | +      | +      | +      | +      | +                         | +                       |       |       | +                  | +                      | +         | +          | +                | +            | +                   | +                     | +                  | +                   | +                               | +              | +                  | +        | +            | +         | +                         | +                   | +                  | +                   | +                | +                 | +                 | +   | +        | +                       | +                            | +               | + | + | +                | + | + | + | + | + | + |

Attention:

| RENAULT MEGANE IV (Hybrid) (Plug-in) (Keyless) |        |        |        |        |        |                           |                         |       |       | year: 2020 →       |                        |           |            |                  |              |                     |                       |                    |                     | with Keyless System |                |                    |          |              |           |                           |                     |                    |                     | program №: 13446 |                   |                   |     |          |                         |                              |                 |   |   | from: 2023-10-30 |   |   |   |   |   |   |
|------------------------------------------------|--------|--------|--------|--------|--------|---------------------------|-------------------------|-------|-------|--------------------|------------------------|-----------|------------|------------------|--------------|---------------------|-----------------------|--------------------|---------------------|---------------------|----------------|--------------------|----------|--------------|-----------|---------------------------|---------------------|--------------------|---------------------|------------------|-------------------|-------------------|-----|----------|-------------------------|------------------------------|-----------------|---|---|------------------|---|---|---|---|---|---|
| connector 8 pin                                |        |        |        |        |        |                           |                         |       |       | connector 15 pin   |                        |           |            |                  |              |                     |                       |                    |                     | connector 10 pin    |                |                    |          |              |           |                           |                     |                    |                     |                  |                   |                   |     |          |                         |                              |                 |   |   |                  |   |   |   |   |   |   |
| CAN H                                          | CAN L  | CAN H  | CAN L  | CAN H  | CAN L  | OUT +                     | OUT -                   | OUT + | OUT - | OUT                | OUT                    | OUT       | OUT        | OUT              | OUT          | OUT                 | OUT                   | OUT                | OUT                 | OUT                 | IN             | IN                 | IN       | IN           | IN        | IN                        | IN                  | IN                 | IN                  |                  |                   |                   |     |          |                         |                              |                 |   |   |                  |   |   |   |   |   |   |
| CAN1-H                                         | CAN1-L | CAN2-H | CAN2-L | CAN3-H | CAN3-L | Alternative blink control | Alt. contr. centr. lock |       |       | Driver door sensor | Passengers door sensor | Trunk lid | Hood sense | Original alarm++ | Arming state | Lock factory remote | Unlock factory remote | Any button pressed | Handbrake / Parking | Speed 10kmph        | Engine running | Engine speed (RPM) | Ignition | Key inserted | Footbrake | Drivers door opening sim. | Turn off the engine | Turn on the engine | Turn signal control | Trunk release    | Opening all doors | Closing all doors | GND | PWR +12V | Contr. of factory alarm | Contr.c.lock. when ign.is on | Comfort closure |   |   |                  |   |   |   |   |   |   |
| 1                                              | 2      | 3      | 4      | 5      | 6      | 7                         | 8                       |       |       | 1                  | 2                      | 3         | 4          | 5                | 6            | 7                   | 8                     | 9                  | 10                  | 11                  | 12             | 13                 | 14       | 15           | 1         | 2                         | 3                   | 4                  | 5                   | 6                | 7                 | 8                 | 9   | 10       |                         |                              |                 |   |   |                  |   |   |   |   |   |   |
| +                                              | +      | +      | +      | +      | +      | +                         | +                       |       |       | +                  | +                      | +         | +          | +                | +            | +                   | +                     | +                  | +                   | +                   | +              | +                  | +        | +            | +         | +                         | +                   | +                  | +                   | +                | +                 | +                 | +   | +        | +                       | +                            | +               | + | + | +                | + | + | + | + | + | + |

Attention:

| RENAULT MEGANE IV (Start-button) |        |        |        |        |        |                           |                         |       |       | year: 2020 →       |                        |           |            |                  |              |                     |                       |                    |                     | with and without Keyless System |                |                    |          |              |           |                           |                     |                    |                     | program №: 13965 |                   |                   |     |          |                         |                              |                 |   |   | from: 2023-10-26 |   |   |   |   |   |   |
|----------------------------------|--------|--------|--------|--------|--------|---------------------------|-------------------------|-------|-------|--------------------|------------------------|-----------|------------|------------------|--------------|---------------------|-----------------------|--------------------|---------------------|---------------------------------|----------------|--------------------|----------|--------------|-----------|---------------------------|---------------------|--------------------|---------------------|------------------|-------------------|-------------------|-----|----------|-------------------------|------------------------------|-----------------|---|---|------------------|---|---|---|---|---|---|
| connector 8 pin                  |        |        |        |        |        |                           |                         |       |       | connector 15 pin   |                        |           |            |                  |              |                     |                       |                    |                     | connector 10 pin                |                |                    |          |              |           |                           |                     |                    |                     |                  |                   |                   |     |          |                         |                              |                 |   |   |                  |   |   |   |   |   |   |
| CAN H                            | CAN L  | CAN H  | CAN L  | CAN H  | CAN L  | OUT +                     | OUT -                   | OUT + | OUT - | OUT                | OUT                    | OUT       | OUT        | OUT              | OUT          | OUT                 | OUT                   | OUT                | OUT                 | OUT                             | IN             | IN                 | IN       | IN           | IN        | IN                        | IN                  | IN                 | IN                  |                  |                   |                   |     |          |                         |                              |                 |   |   |                  |   |   |   |   |   |   |
| CAN1-H                           | CAN1-L | CAN2-H | CAN2-L | CAN3-H | CAN3-L | Alternative blink control | Alt. contr. centr. lock |       |       | Driver door sensor | Passengers door sensor | Trunk lid | Hood sense | Original alarm++ | Arming state | Lock factory remote | Unlock factory remote | Any button pressed | Handbrake / Parking | Speed 10kmph                    | Engine running | Engine speed (RPM) | Ignition | Key inserted | Footbrake | Drivers door opening sim. | Turn off the engine | Turn on the engine | Turn signal control | Trunk release    | Opening all doors | Closing all doors | GND | PWR +12V | Contr. of factory alarm | Contr.c.lock. when ign.is on | Comfort closure |   |   |                  |   |   |   |   |   |   |
| 1                                | 2      | 3      | 4      | 5      | 6      | 7                         | 8                       |       |       | 1                  | 2                      | 3         | 4          | 5                | 6            | 7                   | 8                     | 9                  | 10                  | 11                              | 12             | 13                 | 14       | 15           | 1         | 2                         | 3                   | 4                  | 5                   | 6                | 7                 | 8                 | 9   | 10       |                         |                              |                 |   |   |                  |   |   |   |   |   |   |
| +                                | +      | +      | +      | +      | +      | +                         | +                       |       |       | +                  | +                      | +         | +          | +                | +            | +                   | +                     | +                  | +                   | +                               | +              | +                  | +        | +            | +         | +                         | +                   | +                  | +                   | +                | +                 | +                 | +   | +        | +                       | +                            | +               | + | + | +                | + | + | + | + | + | + |

Attention:

| RENAULT MEGANE IV (Regular-key) |        |        |        |        |        |                           |                         |       |       | year: 2020 →       |                        |           |            |                  |              |                     |                       |                    |                     | without Keyless System |                |                    |          |              |           |                           |                     |                    |                     | program №: 15161 |                   |                   |     |          |                         |                              |                 |   |   | from: 2023-11-22 |   |   |   |   |   |   |
|---------------------------------|--------|--------|--------|--------|--------|---------------------------|-------------------------|-------|-------|--------------------|------------------------|-----------|------------|------------------|--------------|---------------------|-----------------------|--------------------|---------------------|------------------------|----------------|--------------------|----------|--------------|-----------|---------------------------|---------------------|--------------------|---------------------|------------------|-------------------|-------------------|-----|----------|-------------------------|------------------------------|-----------------|---|---|------------------|---|---|---|---|---|---|
| connector 8 pin                 |        |        |        |        |        |                           |                         |       |       | connector 15 pin   |                        |           |            |                  |              |                     |                       |                    |                     | connector 10 pin       |                |                    |          |              |           |                           |                     |                    |                     |                  |                   |                   |     |          |                         |                              |                 |   |   |                  |   |   |   |   |   |   |
| CAN H                           | CAN L  | CAN H  | CAN L  | CAN H  | CAN L  | OUT +                     | OUT -                   | OUT + | OUT - | OUT                | OUT                    | OUT       | OUT        | OUT              | OUT          | OUT                 | OUT                   | OUT                | OUT                 | OUT                    | IN             | IN                 | IN       | IN           | IN        | IN                        | IN                  | IN                 | IN                  |                  |                   |                   |     |          |                         |                              |                 |   |   |                  |   |   |   |   |   |   |
| CAN1-H                          | CAN1-L | CAN2-H | CAN2-L | CAN3-H | CAN3-L | Alternative blink control | Alt. contr. centr. lock |       |       | Driver door sensor | Passengers door sensor | Trunk lid | Hood sense | Original alarm++ | Arming state | Lock factory remote | Unlock factory remote | Any button pressed | Handbrake / Parking | Speed 10kmph           | Engine running | Engine speed (RPM) | Ignition | Key inserted | Footbrake | Drivers door opening sim. | Turn off the engine | Turn on the engine | Turn signal control | Trunk release    | Opening all doors | Closing all doors | GND | PWR +12V | Contr. of factory alarm | Contr.c.lock. when ign.is on | Comfort closure |   |   |                  |   |   |   |   |   |   |
| 1                               | 2      | 3      | 4      | 5      | 6      | 7                         | 8                       |       |       | 1                  | 2                      | 3         | 4          | 5                | 6            | 7                   | 8                     | 9                  | 10                  | 11                     | 12             | 13                 | 14       | 15           | 1         | 2                         | 3                   | 4                  | 5                   | 6                | 7                 | 8                 | 9   | 10       |                         |                              |                 |   |   |                  |   |   |   |   |   |   |
| +                               | +      | +      | +      | +      | +      | +                         | +                       |       |       | +                  | +                      | +         | +          | +                | +            | +                   | +                     | +                  | +                   | +                      | +              | +                  | +        | +            | +         | +                         | +                   | +                  | +                   | +                | +                 | +                 | +   | +        | +                       | +                            | +               | + | + | +                | + | + | + | + | + | + |

Attention:





**RENAULT SANDERO**

year: **2017 →**

program N°: **11976**

from: **2020-04-16**

| connector 8 pin |        |        |        |        |        |                           |                         | connector 15 pin   |                        |           |            |                  |              |                     |                       |                    |                     |              |                |                    |          |              | connector 10 pin |                           |                     |                    |                     |               |                   |                   |     |          |                         |                              |                 |    |    |    |   |   |   |   |   |   |   |   |   |   |   |   |   |   |   |
|-----------------|--------|--------|--------|--------|--------|---------------------------|-------------------------|--------------------|------------------------|-----------|------------|------------------|--------------|---------------------|-----------------------|--------------------|---------------------|--------------|----------------|--------------------|----------|--------------|------------------|---------------------------|---------------------|--------------------|---------------------|---------------|-------------------|-------------------|-----|----------|-------------------------|------------------------------|-----------------|----|----|----|---|---|---|---|---|---|---|---|---|---|---|---|---|---|---|
| CAN H           | CAN L  | CAN H  | CAN L  | CAN H  | CAN L  | OUT +                     | OUT +                   | OUT                | OUT                    | OUT       | OUT        | OUT              | OUT          | OUT                 | OUT                   | OUT                | OUT                 | OUT          | OUT            | OUT                | OUT      | OUT          | OUT              | IN                        | IN                  | IN                 | IN                  | IN            | IN                | IN                | IN  | IN       | IN                      | IN                           | IN              | IN | IN | IN |   |   |   |   |   |   |   |   |   |   |   |   |   |   |   |
| CAN1-H          | CAN1-L | CAN2-H | CAN2-L | CAN3-H | CAN3-L | Alternative blink control | Alt. contr. centr. lock | Driver door sensor | Passengers door sensor | Trunk lid | Hood sense | Original alarm++ | Arming state | Lock factory remote | Unlock factory remote | Any button pressed | Handbrake / Parking | Speed 10kmph | Engine running | Engine speed (RPM) | Ignition | Key inserted | Footbrake        | Drivers door opening sim. | Turn off the engine | Turn on the engine | Turn signal control | Trunk release | Opening all doors | Closing all doors | GND | PWR +12V | Contr. of factory alarm | Contr.c.lock. when ign.is on | Comfort closure |    |    |    |   |   |   |   |   |   |   |   |   |   |   |   |   |   |   |
| 1               | 2      | 3      | 4      | 5      | 6      | 7                         | 8                       | 1                  | 2                      | 3         | 4          | 5                | 6            | 7                   | 8                     | 9                  | 10                  | 11           | 12             | 13                 | 14       | 15           | 1                | 2                         | 3                   | 4                  | 5                   | 6             | 7                 | 8                 | 9   | 10       | +                       | +                            | +               | +  | +  | +  | + | + | + | + | + | + | + | + | + | + | + | + | + | + | + |

Attention:

**RENAULT SANDERO**

year: **2013 →**

program N°: **11574**

from: **2017-09-01**

| connector 8 pin |        |        |        |        |        |                           |                         | connector 15 pin   |                        |           |            |                  |              |                     |                       |                    |                     |              |                |                    |          |              | connector 10 pin |                           |                     |                    |                     |               |                   |                   |     |          |                         |                              |                 |    |    |    |   |   |   |   |   |   |   |   |   |   |   |   |   |   |   |   |   |
|-----------------|--------|--------|--------|--------|--------|---------------------------|-------------------------|--------------------|------------------------|-----------|------------|------------------|--------------|---------------------|-----------------------|--------------------|---------------------|--------------|----------------|--------------------|----------|--------------|------------------|---------------------------|---------------------|--------------------|---------------------|---------------|-------------------|-------------------|-----|----------|-------------------------|------------------------------|-----------------|----|----|----|---|---|---|---|---|---|---|---|---|---|---|---|---|---|---|---|---|
| CAN H           | CAN L  | CAN H  | CAN L  | CAN H  | CAN L  | OUT +                     | OUT +                   | OUT                | OUT                    | OUT       | OUT        | OUT              | OUT          | OUT                 | OUT                   | OUT                | OUT                 | OUT          | OUT            | OUT                | OUT      | OUT          | OUT              | IN                        | IN                  | IN                 | IN                  | IN            | IN                | IN                | IN  | IN       | IN                      | IN                           | IN              | IN | IN | IN |   |   |   |   |   |   |   |   |   |   |   |   |   |   |   |   |   |
| CAN1-H          | CAN1-L | CAN2-H | CAN2-L | CAN3-H | CAN3-L | Alternative blink control | Alt. contr. centr. lock | Driver door sensor | Passengers door sensor | Trunk lid | Hood sense | Original alarm++ | Arming state | Lock factory remote | Unlock factory remote | Any button pressed | Handbrake / Parking | Speed 10kmph | Engine running | Engine speed (RPM) | Ignition | Key inserted | Footbrake        | Drivers door opening sim. | Turn off the engine | Turn on the engine | Turn signal control | Trunk release | Opening all doors | Closing all doors | GND | PWR +12V | Contr. of factory alarm | Contr.c.lock. when ign.is on | Comfort closure |    |    |    |   |   |   |   |   |   |   |   |   |   |   |   |   |   |   |   |   |
| 1               | 2      | 3      | 4      | 5      | 6      | 7                         | 8                       | 1                  | 2                      | 3         | 4          | 5                | 6            | 7                   | 8                     | 9                  | 10                  | 11           | 12             | 13                 | 14       | 15           | 1                | 2                         | 3                   | 4                  | 5                   | 6             | 7                 | 8                 | 9   | 10       | +                       | +                            | +               | +  | +  | +  | + | + | + | + | + | + | + | + | + | + | + | + | + | + | + | + | + |

Attention:

**RENAULT SANDERO STEPWAY**

year: **2012 →**

program N°: **11372**

from: **2017-09-01**

| connector 8 pin |        |        |        |        |        |                           |                         | connector 15 pin   |                        |           |            |                  |              |                     |                       |                    |                     |              |                |                    |          |              | connector 10 pin |                           |                     |                    |                     |               |                   |                   |     |          |                         |                              |                 |    |    |    |   |   |   |   |   |   |   |   |   |   |   |   |   |   |   |   |   |
|-----------------|--------|--------|--------|--------|--------|---------------------------|-------------------------|--------------------|------------------------|-----------|------------|------------------|--------------|---------------------|-----------------------|--------------------|---------------------|--------------|----------------|--------------------|----------|--------------|------------------|---------------------------|---------------------|--------------------|---------------------|---------------|-------------------|-------------------|-----|----------|-------------------------|------------------------------|-----------------|----|----|----|---|---|---|---|---|---|---|---|---|---|---|---|---|---|---|---|---|
| CAN H           | CAN L  | CAN H  | CAN L  | CAN H  | CAN L  | OUT +                     | OUT +                   | OUT                | OUT                    | OUT       | OUT        | OUT              | OUT          | OUT                 | OUT                   | OUT                | OUT                 | OUT          | OUT            | OUT                | OUT      | OUT          | OUT              | IN                        | IN                  | IN                 | IN                  | IN            | IN                | IN                | IN  | IN       | IN                      | IN                           | IN              | IN | IN | IN |   |   |   |   |   |   |   |   |   |   |   |   |   |   |   |   |   |
| CAN1-H          | CAN1-L | CAN2-H | CAN2-L | CAN3-H | CAN3-L | Alternative blink control | Alt. contr. centr. lock | Driver door sensor | Passengers door sensor | Trunk lid | Hood sense | Original alarm++ | Arming state | Lock factory remote | Unlock factory remote | Any button pressed | Handbrake / Parking | Speed 10kmph | Engine running | Engine speed (RPM) | Ignition | Key inserted | Footbrake        | Drivers door opening sim. | Turn off the engine | Turn on the engine | Turn signal control | Trunk release | Opening all doors | Closing all doors | GND | PWR +12V | Contr. of factory alarm | Contr.c.lock. when ign.is on | Comfort closure |    |    |    |   |   |   |   |   |   |   |   |   |   |   |   |   |   |   |   |   |
| 1               | 2      | 3      | 4      | 5      | 6      | 7                         | 8                       | 1                  | 2                      | 3         | 4          | 5                | 6            | 7                   | 8                     | 9                  | 10                  | 11           | 12             | 13                 | 14       | 15           | 1                | 2                         | 3                   | 4                  | 5                   | 6             | 7                 | 8                 | 9   | 10       | +                       | +                            | +               | +  | +  | +  | + | + | + | + | + | + | + | + | + | + | + | + | + | + | + | + | + |

Attention:

**RENAULT SCENIC IV**

year: **2016 →**

program N°: **12339**

from: **2018-05-14**

| connector 8 pin |        |        |        |        |        |                           |                         | connector 15 pin   |                        |           |            |                  |              |                     |                       |                    |                     |              |                |                    |          |              | connector 10 pin |                           |                     |                    |                     |               |                   |                   |     |          |                         |                              |                 |    |    |    |   |   |   |   |   |   |   |   |   |   |   |   |   |   |   |   |   |
|-----------------|--------|--------|--------|--------|--------|---------------------------|-------------------------|--------------------|------------------------|-----------|------------|------------------|--------------|---------------------|-----------------------|--------------------|---------------------|--------------|----------------|--------------------|----------|--------------|------------------|---------------------------|---------------------|--------------------|---------------------|---------------|-------------------|-------------------|-----|----------|-------------------------|------------------------------|-----------------|----|----|----|---|---|---|---|---|---|---|---|---|---|---|---|---|---|---|---|---|
| CAN H           | CAN L  | CAN H  | CAN L  | CAN H  | CAN L  | OUT +                     | OUT +                   | OUT                | OUT                    | OUT       | OUT        | OUT              | OUT          | OUT                 | OUT                   | OUT                | OUT                 | OUT          | OUT            | OUT                | OUT      | OUT          | OUT              | IN                        | IN                  | IN                 | IN                  | IN            | IN                | IN                | IN  | IN       | IN                      | IN                           | IN              | IN | IN | IN |   |   |   |   |   |   |   |   |   |   |   |   |   |   |   |   |   |
| CAN1-H          | CAN1-L | CAN2-H | CAN2-L | CAN3-H | CAN3-L | Alternative blink control | Alt. contr. centr. lock | Driver door sensor | Passengers door sensor | Trunk lid | Hood sense | Original alarm++ | Arming state | Lock factory remote | Unlock factory remote | Any button pressed | Handbrake / Parking | Speed 10kmph | Engine running | Engine speed (RPM) | Ignition | Key inserted | Footbrake        | Drivers door opening sim. | Turn off the engine | Turn on the engine | Turn signal control | Trunk release | Opening all doors | Closing all doors | GND | PWR +12V | Contr. of factory alarm | Contr.c.lock. when ign.is on | Comfort closure |    |    |    |   |   |   |   |   |   |   |   |   |   |   |   |   |   |   |   |   |
| 1               | 2      | 3      | 4      | 5      | 6      | 7                         | 8                       | 1                  | 2                      | 3         | 4          | 5                | 6            | 7                   | 8                     | 9                  | 10                  | 11           | 12             | 13                 | 14       | 15           | 1                | 2                         | 3                   | 4                  | 5                   | 6             | 7                 | 8                 | 9   | 10       | +                       | +                            | +               | +  | +  | +  | + | + | + | + | + | + | + | + | + | + | + | + | + | + | + | + | + |

Attention:

**RENAULT SCENIC III**

year: **2013 →**

with and without Keyless System

program N°: **11182**

from: **2017-09-01**

| connector 8 pin |        |        |        |        |        |                           |                         | connector 15 pin   |                        |           |            |                  |              |                     |                       |                    |                     |              |                |                    |          |              | connector 10 pin |                           |                     |                    |                     |               |                   |                   |     |          |                         |                              |                 |    |    |    |   |   |   |   |   |   |   |   |   |   |   |   |   |   |   |   |   |
|-----------------|--------|--------|--------|--------|--------|---------------------------|-------------------------|--------------------|------------------------|-----------|------------|------------------|--------------|---------------------|-----------------------|--------------------|---------------------|--------------|----------------|--------------------|----------|--------------|------------------|---------------------------|---------------------|--------------------|---------------------|---------------|-------------------|-------------------|-----|----------|-------------------------|------------------------------|-----------------|----|----|----|---|---|---|---|---|---|---|---|---|---|---|---|---|---|---|---|---|
| CAN H           | CAN L  | CAN H  | CAN L  | CAN H  | CAN L  | OUT +                     | OUT +                   | OUT                | OUT                    | OUT       | OUT        | OUT              | OUT          | OUT                 | OUT                   | OUT                | OUT                 | OUT          | OUT            | OUT                | OUT      | OUT          | OUT              | IN                        | IN                  | IN                 | IN                  | IN            | IN                | IN                | IN  | IN       | IN                      | IN                           | IN              | IN | IN | IN |   |   |   |   |   |   |   |   |   |   |   |   |   |   |   |   |   |
| CAN1-H          | CAN1-L | CAN2-H | CAN2-L | CAN3-H | CAN3-L | Alternative blink control | Alt. contr. centr. lock | Driver door sensor | Passengers door sensor | Trunk lid | Hood sense | Original alarm++ | Arming state | Lock factory remote | Unlock factory remote | Any button pressed | Handbrake / Parking | Speed 10kmph | Engine running | Engine speed (RPM) | Ignition | Key inserted | Footbrake        | Drivers door opening sim. | Turn off the engine | Turn on the engine | Turn signal control | Trunk release | Opening all doors | Closing all doors | GND | PWR +12V | Contr. of factory alarm | Contr.c.lock. when ign.is on | Comfort closure |    |    |    |   |   |   |   |   |   |   |   |   |   |   |   |   |   |   |   |   |
| 1               | 2      | 3      | 4      | 5      | 6      | 7                         | 8                       | 1                  | 2                      | 3         | 4          | 5                | 6            | 7                   | 8                     | 9                  | 10                  | 11           | 12             | 13                 | 14       | 15           | 1                | 2                         | 3                   | 4                  | 5                   | 6             | 7                 | 8                 | 9   | 10       | +                       | +                            | +               | +  | +  | +  | + | + | + | + | + | + | + | + | + | + | + | + | + | + | + | + | + |

Attention:

Switches



| RENAULT TRAFIC  |        |        |        |        |        |       |       |     |     | year: 2022 →     |     |     |     |     |     |     |     |     |     | program №: 13717 |     |                  |     |     |    |    |    |    |    | from: 2024-01-03 |    |    |    |    |    |    |    |    |    |
|-----------------|--------|--------|--------|--------|--------|-------|-------|-----|-----|------------------|-----|-----|-----|-----|-----|-----|-----|-----|-----|------------------|-----|------------------|-----|-----|----|----|----|----|----|------------------|----|----|----|----|----|----|----|----|----|
| connector 8 pin |        |        |        |        |        |       |       |     |     | connector 15 pin |     |     |     |     |     |     |     |     |     |                  |     | connector 10 pin |     |     |    |    |    |    |    |                  |    |    |    |    |    |    |    |    |    |
| CAN H           | CAN L  | CAN H  | CAN L  | CAN H  | CAN L  | OUT + | OUT - | OUT | OUT | OUT              | OUT | OUT | OUT | OUT | OUT | OUT | OUT | OUT | OUT | OUT              | OUT | OUT              | OUT | OUT | IN | IN | IN | IN | IN | IN               | IN | IN | IN | IN | IN | IN | IN | IN | IN |
| CAN1-H          | CAN1-L | CAN2-H | CAN2-L | CAN3-H | CAN3-L |       |       |     |     |                  |     |     |     |     |     |     |     |     |     |                  |     |                  |     |     |    |    |    |    |    |                  |    |    |    |    |    |    |    |    |    |
| 1               | 2      | 3      | 4      | 5      | 6      | 7     | 8     | 1   | 2   | 3                | 4   | 5   | 6   | 7   | 8   | 9   | 10  | 11  | 12  | 13               | 14  | 15               | 1   | 2   | 3  | 4  | 5  | 6  | 7  | 8                | 9  | 10 |    |    |    |    |    |    |    |
| +               | +      | +      | +      | +      | +      | +     | +     | +   | +   | +                | +   | +   | +   | +   | +   | +   | +   | +   | +   | +                | +   | +                | +   | +   | +  | +  | +  | +  | +  | +                | +  | +  | +  | +  | +  | +  | +  | +  | +  |
| Attention:      |        |        |        |        |        |       |       |     |     |                  |     |     |     |     |     |     |     |     |     |                  |     |                  |     |     |    |    |    |    |    |                  |    |    |    |    |    |    |    |    |    |

| RENAULT TRAFIC  |        |        |        |        |        |       |       |     |     | year: 2020 →     |     |     |     |     |     |     |     |     |     | program №: 13217 |     |                  |     |     |    |    |    |    |    | from: 2024-01-03 |    |    |    |    |    |    |    |    |   |
|-----------------|--------|--------|--------|--------|--------|-------|-------|-----|-----|------------------|-----|-----|-----|-----|-----|-----|-----|-----|-----|------------------|-----|------------------|-----|-----|----|----|----|----|----|------------------|----|----|----|----|----|----|----|----|---|
| connector 8 pin |        |        |        |        |        |       |       |     |     | connector 15 pin |     |     |     |     |     |     |     |     |     |                  |     | connector 10 pin |     |     |    |    |    |    |    |                  |    |    |    |    |    |    |    |    |   |
| CAN H           | CAN L  | CAN H  | CAN L  | CAN H  | CAN L  | OUT + | OUT - | OUT | OUT | OUT              | OUT | OUT | OUT | OUT | OUT | OUT | OUT | OUT | OUT | OUT              | OUT | OUT              | OUT | OUT | IN | IN | IN | IN | IN | IN               | IN | IN | IN | IN | IN | IN | IN | IN |   |
| CAN1-H          | CAN1-L | CAN2-H | CAN2-L | CAN3-H | CAN3-L |       |       |     |     |                  |     |     |     |     |     |     |     |     |     |                  |     |                  |     |     |    |    |    |    |    |                  |    |    |    |    |    |    |    |    |   |
| 1               | 2      | 3      | 4      | 5      | 6      | 7     | 8     | 1   | 2   | 3                | 4   | 5   | 6   | 7   | 8   | 9   | 10  | 11  | 12  | 13               | 14  | 15               | 1   | 2   | 3  | 4  | 5  | 6  | 7  | 8                | 9  | 10 |    |    |    |    |    |    |   |
| +               | +      | +      | +      | +      | +      | +     | +     | +   | +   | +                | +   | +   | +   | +   | +   | +   | +   | +   | +   | +                | +   | +                | +   | +   | +  | +  | +  | +  | +  | +                | +  | +  | +  | +  | +  | +  | +  | +  | + |
| Attention:      |        |        |        |        |        |       |       |     |     |                  |     |     |     |     |     |     |     |     |     |                  |     |                  |     |     |    |    |    |    |    |                  |    |    |    |    |    |    |    |    |   |

| RENAULT TRAFIC  |        |        |        |        |        |       |       |     |     | year: 2014 →     |     |     |     |     |     |     |     |     |     | program №: 12921 |     |                  |     |     |    |    |    |    |    | from: 2024-01-03 |    |    |    |    |    |    |    |    |   |
|-----------------|--------|--------|--------|--------|--------|-------|-------|-----|-----|------------------|-----|-----|-----|-----|-----|-----|-----|-----|-----|------------------|-----|------------------|-----|-----|----|----|----|----|----|------------------|----|----|----|----|----|----|----|----|---|
| connector 8 pin |        |        |        |        |        |       |       |     |     | connector 15 pin |     |     |     |     |     |     |     |     |     |                  |     | connector 10 pin |     |     |    |    |    |    |    |                  |    |    |    |    |    |    |    |    |   |
| CAN H           | CAN L  | CAN H  | CAN L  | CAN H  | CAN L  | OUT + | OUT - | OUT | OUT | OUT              | OUT | OUT | OUT | OUT | OUT | OUT | OUT | OUT | OUT | OUT              | OUT | OUT              | OUT | OUT | IN | IN | IN | IN | IN | IN               | IN | IN | IN | IN | IN | IN | IN | IN |   |
| CAN1-H          | CAN1-L | CAN2-H | CAN2-L | CAN3-H | CAN3-L |       |       |     |     |                  |     |     |     |     |     |     |     |     |     |                  |     |                  |     |     |    |    |    |    |    |                  |    |    |    |    |    |    |    |    |   |
| 1               | 2      | 3      | 4      | 5      | 6      | 7     | 8     | 1   | 2   | 3                | 4   | 5   | 6   | 7   | 8   | 9   | 10  | 11  | 12  | 13               | 14  | 15               | 1   | 2   | 3  | 4  | 5  | 6  | 7  | 8                | 9  | 10 |    |    |    |    |    |    |   |
| +               | +      | +      | +      | +      | +      | +     | +     | +   | +   | +                | +   | +   | +   | +   | +   | +   | +   | +   | +   | +                | +   | +                | +   | +   | +  | +  | +  | +  | +  | +                | +  | +  | +  | +  | +  | +  | +  | +  | + |
| Attention:      |        |        |        |        |        |       |       |     |     |                  |     |     |     |     |     |     |     |     |     |                  |     |                  |     |     |    |    |    |    |    |                  |    |    |    |    |    |    |    |    |   |

| RENAULT TRAFIC  |        |        |        |        |        |       |       |     |     | year: 2006 →     |     |     |     |     |     |     |     |     |     | program №: 11224 |     |                  |     |     |    |    |    |    |    | from: 2017-09-01 |    |    |    |    |    |    |    |    |   |
|-----------------|--------|--------|--------|--------|--------|-------|-------|-----|-----|------------------|-----|-----|-----|-----|-----|-----|-----|-----|-----|------------------|-----|------------------|-----|-----|----|----|----|----|----|------------------|----|----|----|----|----|----|----|----|---|
| connector 8 pin |        |        |        |        |        |       |       |     |     | connector 15 pin |     |     |     |     |     |     |     |     |     |                  |     | connector 10 pin |     |     |    |    |    |    |    |                  |    |    |    |    |    |    |    |    |   |
| CAN H           | CAN L  | CAN H  | CAN L  | CAN H  | CAN L  | OUT + | OUT - | OUT | OUT | OUT              | OUT | OUT | OUT | OUT | OUT | OUT | OUT | OUT | OUT | OUT              | OUT | OUT              | OUT | OUT | IN | IN | IN | IN | IN | IN               | IN | IN | IN | IN | IN | IN | IN | IN |   |
| CAN1-H          | CAN1-L | CAN2-H | CAN2-L | CAN3-H | CAN3-L |       |       |     |     |                  |     |     |     |     |     |     |     |     |     |                  |     |                  |     |     |    |    |    |    |    |                  |    |    |    |    |    |    |    |    |   |
| 1               | 2      | 3      | 4      | 5      | 6      | 7     | 8     | 1   | 2   | 3                | 4   | 5   | 6   | 7   | 8   | 9   | 10  | 11  | 12  | 13               | 14  | 15               | 1   | 2   | 3  | 4  | 5  | 6  | 7  | 8                | 9  | 10 |    |    |    |    |    |    |   |
| +               | +      | +      | +      | +      | +      | +     | +     | +   | +   | +                | +   | +   | +   | +   | +   | +   | +   | +   | +   | +                | +   | +                | +   | +   | +  | +  | +  | +  | +  | +                | +  | +  | +  | +  | +  | +  | +  | +  | + |
| Attention:      |        |        |        |        |        |       |       |     |     |                  |     |     |     |     |     |     |     |     |     |                  |     |                  |     |     |    |    |    |    |    |                  |    |    |    |    |    |    |    |    |   |

| RENAULT TRAFIC  |        |        |        |        |        |       |       |     |     | year: 2001 →     |     |     |     |     |     |     |     |     |     | program №: 11224 |     |                  |     |     |    |    |    |    |    | from: 2017-09-01 |    |    |    |    |    |    |    |    |   |
|-----------------|--------|--------|--------|--------|--------|-------|-------|-----|-----|------------------|-----|-----|-----|-----|-----|-----|-----|-----|-----|------------------|-----|------------------|-----|-----|----|----|----|----|----|------------------|----|----|----|----|----|----|----|----|---|
| connector 8 pin |        |        |        |        |        |       |       |     |     | connector 15 pin |     |     |     |     |     |     |     |     |     |                  |     | connector 10 pin |     |     |    |    |    |    |    |                  |    |    |    |    |    |    |    |    |   |
| CAN H           | CAN L  | CAN H  | CAN L  | CAN H  | CAN L  | OUT + | OUT - | OUT | OUT | OUT              | OUT | OUT | OUT | OUT | OUT | OUT | OUT | OUT | OUT | OUT              | OUT | OUT              | OUT | OUT | IN | IN | IN | IN | IN | IN               | IN | IN | IN | IN | IN | IN | IN | IN |   |
| CAN1-H          | CAN1-L | CAN2-H | CAN2-L | CAN3-H | CAN3-L |       |       |     |     |                  |     |     |     |     |     |     |     |     |     |                  |     |                  |     |     |    |    |    |    |    |                  |    |    |    |    |    |    |    |    |   |
| 1               | 2      | 3      | 4      | 5      | 6      | 7     | 8     | 1   | 2   | 3                | 4   | 5   | 6   | 7   | 8   | 9   | 10  | 11  | 12  | 13               | 14  | 15               | 1   | 2   | 3  | 4  | 5  | 6  | 7  | 8                | 9  | 10 |    |    |    |    |    |    |   |
| +               | +      | +      | +      | +      | +      | +     | +     | +   | +   | +                | +   | +   | +   | +   | +   | +   | +   | +   | +   | +                | +   | +                | +   | +   | +  | +  | +  | +  | +  | +                | +  | +  | +  | +  | +  | +  | +  | +  | + |
| Attention:      |        |        |        |        |        |       |       |     |     |                  |     |     |     |     |     |     |     |     |     |                  |     |                  |     |     |    |    |    |    |    |                  |    |    |    |    |    |    |    |    |   |

| RENAULT TWINGO III |        |        |        |        |        |       |       |                           |                         | year: 2014 →       |                        |           |            |                  |              |                     |                       |                    |                     | program №: 11372 |                |                    |          |              |           |                           |                     |                    |                     | from: 2017-09-01 |                   |                   |     |          |                         |                              |                 |
|--------------------|--------|--------|--------|--------|--------|-------|-------|---------------------------|-------------------------|--------------------|------------------------|-----------|------------|------------------|--------------|---------------------|-----------------------|--------------------|---------------------|------------------|----------------|--------------------|----------|--------------|-----------|---------------------------|---------------------|--------------------|---------------------|------------------|-------------------|-------------------|-----|----------|-------------------------|------------------------------|-----------------|
| connector 8 pin    |        |        |        |        |        |       |       |                           |                         | connector 15 pin   |                        |           |            |                  |              |                     |                       |                    |                     | connector 10 pin |                |                    |          |              |           |                           |                     |                    |                     |                  |                   |                   |     |          |                         |                              |                 |
| CAN H              | CAN L  | CAN H  | CAN L  | CAN H  | CAN L  | CAN H | CAN L | OUT +                     | OUT -                   | OUT -              | OUT -                  | OUT -     | OUT -      | OUT -            | OUT -        | OUT -               | OUT -                 | OUT -              | OUT -               | OUT +            | IN             | IN                 | IN       | IN           | IN        | IN                        | IN                  | IN                 | IN                  | OUT +            | OUT +             | OUT +             |     |          |                         |                              |                 |
| CAN1-H             | CAN1-L | CAN2-H | CAN2-L | CAN3-H | CAN3-L |       |       | Alternative blink control | Alt. contr. centr. lock | Driver door sensor | Passengers door sensor | Trunk lid | Hood sense | Original alarm++ | Arming state | Lock factory remote | Unlock factory remote | Any button pressed | Handbrake / Parking | Speed 10kmph     | Engine running | Engine speed (RPM) | Ignition | Key inserted | Footbrake | Drivers door opening sim. | Turn off the engine | Turn on the engine | Turn signal control | Trunk release    | Opening all doors | Closing all doors | GND | PWR +12V | Contr. of factory alarm | Contr.c.lock. when ign.is on | Comfort closure |
| 1                  | 2      | 3      | 4      | 5      | 6      | 7     | 8     |                           |                         | 1                  | 2                      | 3         | 4          | 5                | 6            | 7                   | 8                     | 9                  | 10                  | 11               | 12             | 13                 | 14       | 15           | 1         | 2                         | 3                   | 4                  | 5                   | 6                | 7                 | 8                 | 9   | 10       |                         |                              |                 |
| +                  | +      | +      | +      | +      | +      | +     | +     | +                         | +                       | +                  | +                      | +         | +          | +                | +            | +                   | +                     | +                  | +                   | +                | +              | +                  | +        | +            | +         | +                         | +                   | +                  | +                   | +                | +                 | +                 | +   | +        | +                       | +                            | +               |

Attention:

| RENAULT TWINGO II |        |        |        |        |        |       |       |                           |                         | year: 2008 →       |                        |           |            |                  |              |                     |                       |                    |                     | program №: 11174 |                |                    |          |              |           |                           |                     |                    |                     | from: 2021-09-09 |                   |                   |     |          |                         |                              |                 |
|-------------------|--------|--------|--------|--------|--------|-------|-------|---------------------------|-------------------------|--------------------|------------------------|-----------|------------|------------------|--------------|---------------------|-----------------------|--------------------|---------------------|------------------|----------------|--------------------|----------|--------------|-----------|---------------------------|---------------------|--------------------|---------------------|------------------|-------------------|-------------------|-----|----------|-------------------------|------------------------------|-----------------|
| connector 8 pin   |        |        |        |        |        |       |       |                           |                         | connector 15 pin   |                        |           |            |                  |              |                     |                       |                    |                     | connector 10 pin |                |                    |          |              |           |                           |                     |                    |                     |                  |                   |                   |     |          |                         |                              |                 |
| CAN H             | CAN L  | CAN H  | CAN L  | CAN H  | CAN L  | CAN H | CAN L | OUT +                     | OUT -                   | OUT -              | OUT -                  | OUT -     | OUT -      | OUT -            | OUT -        | OUT -               | OUT -                 | OUT -              | OUT -               | OUT +            | IN             | IN                 | IN       | IN           | IN        | IN                        | IN                  | IN                 | IN                  | OUT +            | OUT +             | OUT +             |     |          |                         |                              |                 |
| CAN1-H            | CAN1-L | CAN2-H | CAN2-L | CAN3-H | CAN3-L |       |       | Alternative blink control | Alt. contr. centr. lock | Driver door sensor | Passengers door sensor | Trunk lid | Hood sense | Original alarm++ | Arming state | Lock factory remote | Unlock factory remote | Any button pressed | Handbrake / Parking | Speed 10kmph     | Engine running | Engine speed (RPM) | Ignition | Key inserted | Footbrake | Drivers door opening sim. | Turn off the engine | Turn on the engine | Turn signal control | Trunk release    | Opening all doors | Closing all doors | GND | PWR +12V | Contr. of factory alarm | Contr.c.lock. when ign.is on | Comfort closure |
| 1                 | 2      | 3      | 4      | 5      | 6      | 7     | 8     |                           |                         | 1                  | 2                      | 3         | 4          | 5                | 6            | 7                   | 8                     | 9                  | 10                  | 11               | 12             | 13                 | 14       | 15           | 1         | 2                         | 3                   | 4                  | 5                   | 6                | 7                 | 8                 | 9   | 10       |                         |                              |                 |
| +                 | +      | +      | +      | +      | +      | +     | +     | +                         | +                       | +                  | +                      | +         | +          | +                | +            | +                   | +                     | +                  | +                   | +                | +              | +                  | +        | +            | +         | +                         | +                   | +                  | +                   | +                | +                 | +                 | +   | +        | +                       | +                            |                 |

Attention:

| RENAULT TWIZY (Electric) |        |        |        |        |        |       |       |                           |                         | year: 2012 →       |                        |           |            |                  |              |                     |                       |                    |                     | program №: 12246 |                |                    |          |              |           |                           |                     |                    |                     | from: 2021-08-09 |                   |                   |     |          |                         |                              |                 |
|--------------------------|--------|--------|--------|--------|--------|-------|-------|---------------------------|-------------------------|--------------------|------------------------|-----------|------------|------------------|--------------|---------------------|-----------------------|--------------------|---------------------|------------------|----------------|--------------------|----------|--------------|-----------|---------------------------|---------------------|--------------------|---------------------|------------------|-------------------|-------------------|-----|----------|-------------------------|------------------------------|-----------------|
| connector 8 pin          |        |        |        |        |        |       |       |                           |                         | connector 15 pin   |                        |           |            |                  |              |                     |                       |                    |                     | connector 10 pin |                |                    |          |              |           |                           |                     |                    |                     |                  |                   |                   |     |          |                         |                              |                 |
| CAN H                    | CAN L  | CAN H  | CAN L  | CAN H  | CAN L  | CAN H | CAN L | OUT +                     | OUT -                   | OUT -              | OUT -                  | OUT -     | OUT -      | OUT -            | OUT -        | OUT -               | OUT -                 | OUT -              | OUT -               | OUT +            | IN             | IN                 | IN       | IN           | IN        | IN                        | IN                  | IN                 | IN                  | OUT +            | OUT +             | OUT +             |     |          |                         |                              |                 |
| CAN1-H                   | CAN1-L | CAN2-H | CAN2-L | CAN3-H | CAN3-L |       |       | Alternative blink control | Alt. contr. centr. lock | Driver door sensor | Passengers door sensor | Trunk lid | Hood sense | Original alarm++ | Arming state | Lock factory remote | Unlock factory remote | Any button pressed | Handbrake / Parking | Speed 10kmph     | Engine running | Engine speed (RPM) | Ignition | Key inserted | Footbrake | Drivers door opening sim. | Turn off the engine | Turn on the engine | Turn signal control | Trunk release    | Opening all doors | Closing all doors | GND | PWR +12V | Contr. of factory alarm | Contr.c.lock. when ign.is on | Comfort closure |
| 1                        | 2      | 3      | 4      | 5      | 6      | 7     | 8     |                           |                         | 1                  | 2                      | 3         | 4          | 5                | 6            | 7                   | 8                     | 9                  | 10                  | 11               | 12             | 13                 | 14       | 15           | 1         | 2                         | 3                   | 4                  | 5                   | 6                | 7                 | 8                 | 9   | 10       |                         |                              |                 |
| +                        | +      | +      | +      | +      | +      | +     | +     | +                         | +                       | +                  | +                      | +         | +          | +                | +            | +                   | +                     | +                  | +                   | +                | +              | +                  | +        | +            | +         | +                         | +                   | +                  | +                   | +                | +                 | +                 | +   | +        | +                       | +                            |                 |

Attention:

| RENAULT ZOE (Electric) (Keyless) |        |        |        |        |        |       |       |                           |                         | year: 2019 →       |                        |           |            |                  |              |                     |                       |                    |                     | with Keyless System |                |                    |          |              |           |                           |                     |                    |                     | program №: 13128 |                   |                   |     |          |                         |                              |                 |  |  | from: 2023-10-27 |  |  |
|----------------------------------|--------|--------|--------|--------|--------|-------|-------|---------------------------|-------------------------|--------------------|------------------------|-----------|------------|------------------|--------------|---------------------|-----------------------|--------------------|---------------------|---------------------|----------------|--------------------|----------|--------------|-----------|---------------------------|---------------------|--------------------|---------------------|------------------|-------------------|-------------------|-----|----------|-------------------------|------------------------------|-----------------|--|--|------------------|--|--|
| connector 8 pin                  |        |        |        |        |        |       |       |                           |                         | connector 15 pin   |                        |           |            |                  |              |                     |                       |                    |                     | connector 10 pin    |                |                    |          |              |           |                           |                     |                    |                     |                  |                   |                   |     |          |                         |                              |                 |  |  |                  |  |  |
| CAN H                            | CAN L  | CAN H  | CAN L  | CAN H  | CAN L  | CAN H | CAN L | OUT +                     | OUT -                   | OUT -              | OUT -                  | OUT -     | OUT -      | OUT -            | OUT -        | OUT -               | OUT -                 | OUT -              | OUT -               | OUT +               | IN             | IN                 | IN       | IN           | IN        | IN                        | IN                  | IN                 | IN                  | OUT +            | OUT +             | OUT +             |     |          |                         |                              |                 |  |  |                  |  |  |
| CAN1-H                           | CAN1-L | CAN2-H | CAN2-L | CAN3-H | CAN3-L |       |       | Alternative blink control | Alt. contr. centr. lock | Driver door sensor | Passengers door sensor | Trunk lid | Hood sense | Original alarm++ | Arming state | Lock factory remote | Unlock factory remote | Any button pressed | Handbrake / Parking | Speed 10kmph        | Engine running | Engine speed (RPM) | Ignition | Key inserted | Footbrake | Drivers door opening sim. | Turn off the engine | Turn on the engine | Turn signal control | Trunk release    | Opening all doors | Closing all doors | GND | PWR +12V | Contr. of factory alarm | Contr.c.lock. when ign.is on | Comfort closure |  |  |                  |  |  |
| 1                                | 2      | 3      | 4      | 5      | 6      | 7     | 8     |                           |                         | 1                  | 2                      | 3         | 4          | 5                | 6            | 7                   | 8                     | 9                  | 10                  | 11                  | 12             | 13                 | 14       | 15           | 1         | 2                         | 3                   | 4                  | 5                   | 6                | 7                 | 8                 | 9   | 10       |                         |                              |                 |  |  |                  |  |  |
| +                                | +      | +      | +      | +      | +      | +     | +     | +                         | +                       | +                  | +                      | +         | +          | +                | +            | +                   | +                     | +                  | +                   | +                   | +              | +                  | +        | +            | +         | +                         | +                   | +                  | +                   | +                | +                 | +                 | +   | +        | +                       | +                            |                 |  |  |                  |  |  |

Attention:

| RENAULT ZOE (Electric) |        |        |        |        |        |       |       |                           |                         | year: 2016 →       |                        |           |            |                  |              |                     |                       |                    |                     | program №: 12332 |                |                    |          |              |           |                           |                     |                    |                     | from: 2019-10-03 |                   |                   |     |          |                         |                              |                 |
|------------------------|--------|--------|--------|--------|--------|-------|-------|---------------------------|-------------------------|--------------------|------------------------|-----------|------------|------------------|--------------|---------------------|-----------------------|--------------------|---------------------|------------------|----------------|--------------------|----------|--------------|-----------|---------------------------|---------------------|--------------------|---------------------|------------------|-------------------|-------------------|-----|----------|-------------------------|------------------------------|-----------------|
| connector 8 pin        |        |        |        |        |        |       |       |                           |                         | connector 15 pin   |                        |           |            |                  |              |                     |                       |                    |                     | connector 10 pin |                |                    |          |              |           |                           |                     |                    |                     |                  |                   |                   |     |          |                         |                              |                 |
| CAN H                  | CAN L  | CAN H  | CAN L  | CAN H  | CAN L  | CAN H | CAN L | OUT +                     | OUT -                   | OUT -              | OUT -                  | OUT -     | OUT -      | OUT -            | OUT -        | OUT -               | OUT -                 | OUT -              | OUT -               | OUT +            | IN             | IN                 | IN       | IN           | IN        | IN                        | IN                  | IN                 | IN                  | OUT +            | OUT +             | OUT +             |     |          |                         |                              |                 |
| CAN1-H                 | CAN1-L | CAN2-H | CAN2-L | CAN3-H | CAN3-L |       |       | Alternative blink control | Alt. contr. centr. lock | Driver door sensor | Passengers door sensor | Trunk lid | Hood sense | Original alarm++ | Arming state | Lock factory remote | Unlock factory remote | Any button pressed | Handbrake / Parking | Speed 10kmph     | Engine running | Engine speed (RPM) | Ignition | Key inserted | Footbrake | Drivers door opening sim. | Turn off the engine | Turn on the engine | Turn signal control | Trunk release    | Opening all doors | Closing all doors | GND | PWR +12V | Contr. of factory alarm | Contr.c.lock. when ign.is on | Comfort closure |
| 1                      | 2      | 3      | 4      | 5      | 6      | 7     | 8     |                           |                         | 1                  | 2                      | 3         | 4          | 5                | 6            | 7                   | 8                     | 9                  | 10                  | 11               | 12             | 13                 | 14       | 15           | 1         | 2                         | 3                   | 4                  | 5                   | 6                | 7                 | 8                 | 9   | 10       |                         |                              |                 |
| +                      | +      | +      | +      | +      | +      | +     | +     | +                         | +                       | +                  | +                      | +         | +          | +                | +            | +                   | +                     | +                  | +                   | +                | +              | +                  | +        | +            | +         | +                         | +                   | +                  | +                   | +                | +                 | +                 | +   | +        | +                       | +                            |                 |

Attention:

Switches

**RIVIAN R1S (Electric)**

year: 2022 →

program №: 14633

from: 2023-03-13

| connector 8 pin |        |        |        |        |        |                           |                         |
|-----------------|--------|--------|--------|--------|--------|---------------------------|-------------------------|
| CAN H           | CAN L  | CAN H  | CAN L  | CAN H  | CAN L  | OUT +                     | OUT -                   |
| CAN1-H          | CAN1-L | CAN2-H | CAN2-L | CAN3-H | CAN3-L | Alternative blink control | Alt. contr. centr. lock |
| 1               | 2      | 3      | 4      | 5      | 6      | 7                         | 8                       |
| +               | +      | +      | +      | +      | +      | +                         | +                       |

| connector 15 pin   |                        |           |            |                  |              |                     |                       |                    |                     |              |                |                    |          |              |
|--------------------|------------------------|-----------|------------|------------------|--------------|---------------------|-----------------------|--------------------|---------------------|--------------|----------------|--------------------|----------|--------------|
| OUT                | OUT                    | OUT       | OUT        | OUT              | OUT          | OUT                 | OUT                   | OUT                | OUT                 | OUT          | OUT            | OUT                | OUT      | OUT          |
| Driver door sensor | Passengers door sensor | Trunk lid | Hood sense | Original alarm++ | Arming state | Lock factory remote | Unlock factory remote | Any button pressed | Handbrake / Parking | Speed 10kmph | Engine running | Engine speed (RPM) | Ignition | Key inserted |
| 1                  | 2                      | 3         | 4          | 5                | 6            | 7                   | 8                     | 9                  | 10                  | 11           | 12             | 13                 | 14       | 15           |
| +                  | +                      | +         | +          | +                | +            | +                   | +                     | +                  | +                   | +            | +              | +                  | +        | +            |

| connector 10 pin |                           |                     |                    |                     |               |                   |                   |     |          |
|------------------|---------------------------|---------------------|--------------------|---------------------|---------------|-------------------|-------------------|-----|----------|
| OUT              | IN                        | IN                  | IN                 | IN                  | IN            | IN                | IN                | IN  | IN       |
| Footbrake        | Drivers door opening sim. | Turn off the engine | Turn on the engine | Turn signal control | Trunk release | Opening all doors | Closing all doors | GND | PWR +12V |
| 1                | 2                         | 3                   | 4                  | 5                   | 6             | 7                 | 8                 | 9   | 10       |
| +                | +                         | +                   | +                  | +                   | +             | +                 | +                 | +   | +        |

Attention:

**RIVIAN R1T (Electric)**

year: 2022 →

program №: 14492

from: 2023-03-13

| connector 8 pin |        |        |        |        |        |                           |                         |
|-----------------|--------|--------|--------|--------|--------|---------------------------|-------------------------|
| CAN H           | CAN L  | CAN H  | CAN L  | CAN H  | CAN L  | OUT +                     | OUT -                   |
| CAN1-H          | CAN1-L | CAN2-H | CAN2-L | CAN3-H | CAN3-L | Alternative blink control | Alt. contr. centr. lock |
| 1               | 2      | 3      | 4      | 5      | 6      | 7                         | 8                       |
| +               | +      | +      | +      | +      | +      | +                         | +                       |

| connector 15 pin   |                        |           |            |                  |              |                     |                       |                    |                     |              |                |                    |          |              |
|--------------------|------------------------|-----------|------------|------------------|--------------|---------------------|-----------------------|--------------------|---------------------|--------------|----------------|--------------------|----------|--------------|
| OUT                | OUT                    | OUT       | OUT        | OUT              | OUT          | OUT                 | OUT                   | OUT                | OUT                 | OUT          | OUT            | OUT                | OUT      | OUT          |
| Driver door sensor | Passengers door sensor | Trunk lid | Hood sense | Original alarm++ | Arming state | Lock factory remote | Unlock factory remote | Any button pressed | Handbrake / Parking | Speed 10kmph | Engine running | Engine speed (RPM) | Ignition | Key inserted |
| 1                  | 2                      | 3         | 4          | 5                | 6            | 7                   | 8                     | 9                  | 10                  | 11           | 12             | 13                 | 14       | 15           |
| +                  | +                      | +         | +          | +                | +            | +                   | +                     | +                  | +                   | +            | +              | +                  | +        | +            |

| connector 10 pin |                           |                     |                    |                     |               |                   |                   |     |          |
|------------------|---------------------------|---------------------|--------------------|---------------------|---------------|-------------------|-------------------|-----|----------|
| OUT              | IN                        | IN                  | IN                 | IN                  | IN            | IN                | IN                | IN  | IN       |
| Footbrake        | Drivers door opening sim. | Turn off the engine | Turn on the engine | Turn signal control | Trunk release | Opening all doors | Closing all doors | GND | PWR +12V |
| 1                | 2                         | 3                   | 4                  | 5                   | 6             | 7                 | 8                 | 9   | 10       |
| +                | +                         | +                   | +                  | +                   | +             | +                 | +                 | +   | +        |

Attention:

**ROLLS ROYCE PHANTOM**

year: 2003 →

with and without Keyless System

program №: 13324

from: 2020-09-01

| connector 8 pin |        |        |        |        |        |                           |                         |
|-----------------|--------|--------|--------|--------|--------|---------------------------|-------------------------|
| CAN H           | CAN L  | CAN H  | CAN L  | CAN H  | CAN L  | OUT +                     | OUT -                   |
| CAN1-H          | CAN1-L | CAN2-H | CAN2-L | CAN3-H | CAN3-L | Alternative blink control | Alt. contr. centr. lock |
| 1               | 2      | 3      | 4      | 5      | 6      | 7                         | 8                       |
| +               | +      | +      | +      | +      | +      | +                         | +                       |

| connector 15 pin   |                        |           |            |                  |              |                     |                       |                    |                     |              |                |                    |          |              |
|--------------------|------------------------|-----------|------------|------------------|--------------|---------------------|-----------------------|--------------------|---------------------|--------------|----------------|--------------------|----------|--------------|
| OUT                | OUT                    | OUT       | OUT        | OUT              | OUT          | OUT                 | OUT                   | OUT                | OUT                 | OUT          | OUT            | OUT                | OUT      | OUT          |
| Driver door sensor | Passengers door sensor | Trunk lid | Hood sense | Original alarm++ | Arming state | Lock factory remote | Unlock factory remote | Any button pressed | Handbrake / Parking | Speed 10kmph | Engine running | Engine speed (RPM) | Ignition | Key inserted |
| 1                  | 2                      | 3         | 4          | 5                | 6            | 7                   | 8                     | 9                  | 10                  | 11           | 12             | 13                 | 14       | 15           |
| +                  | +                      | +         | +          | +                | +            | +                   | +                     | +                  | +                   | +            | +              | +                  | +        | +            |

| connector 10 pin |                           |                     |                    |                     |               |                   |                   |     |          |
|------------------|---------------------------|---------------------|--------------------|---------------------|---------------|-------------------|-------------------|-----|----------|
| OUT              | IN                        | IN                  | IN                 | IN                  | IN            | IN                | IN                | IN  | IN       |
| Footbrake        | Drivers door opening sim. | Turn off the engine | Turn on the engine | Turn signal control | Trunk release | Opening all doors | Closing all doors | GND | PWR +12V |
| 1                | 2                         | 3                   | 4                  | 5                   | 6             | 7                 | 8                 | 9   | 10       |
| +                | +                         | +                   | +                  | +                   | +             | +                 | +                 | +   | +        |

Attention:

**SAAB 9-3 (YS3F)**

year: 2003 →

program №: 11126

from: 2017-09-01

| connector 8 pin |        |        |        |        |        |                           |                         |
|-----------------|--------|--------|--------|--------|--------|---------------------------|-------------------------|
| CAN H           | CAN L  | CAN H  | CAN L  | CAN H  | CAN L  | OUT +                     | OUT -                   |
| CAN1-H          | CAN1-L | CAN2-H | CAN2-L | CAN3-H | CAN3-L | Alternative blink control | Alt. contr. centr. lock |
| 1               | 2      | 3      | 4      | 5      | 6      | 7                         | 8                       |
| +               | +      | +      | +      | +      | +      | +                         | +                       |

| connector 15 pin   |                        |           |            |                  |              |                     |                       |                    |                     |              |                |                    |          |              |
|--------------------|------------------------|-----------|------------|------------------|--------------|---------------------|-----------------------|--------------------|---------------------|--------------|----------------|--------------------|----------|--------------|
| OUT                | OUT                    | OUT       | OUT        | OUT              | OUT          | OUT                 | OUT                   | OUT                | OUT                 | OUT          | OUT            | OUT                | OUT      | OUT          |
| Driver door sensor | Passengers door sensor | Trunk lid | Hood sense | Original alarm++ | Arming state | Lock factory remote | Unlock factory remote | Any button pressed | Handbrake / Parking | Speed 10kmph | Engine running | Engine speed (RPM) | Ignition | Key inserted |
| 1                  | 2                      | 3         | 4          | 5                | 6            | 7                   | 8                     | 9                  | 10                  | 11           | 12             | 13                 | 14       | 15           |
| +                  | +                      | +         | +          | +                | +            | +                   | +                     | +                  | +                   | +            | +              | +                  | +        | +            |

| connector 10 pin |                           |                     |                    |                     |               |                   |                   |     |          |
|------------------|---------------------------|---------------------|--------------------|---------------------|---------------|-------------------|-------------------|-----|----------|
| OUT              | IN                        | IN                  | IN                 | IN                  | IN            | IN                | IN                | IN  | IN       |
| Footbrake        | Drivers door opening sim. | Turn off the engine | Turn on the engine | Turn signal control | Trunk release | Opening all doors | Closing all doors | GND | PWR +12V |
| 1                | 2                         | 3                   | 4                  | 5                   | 6             | 7                 | 8                 | 9   | 10       |
| +                | +                         | +                   | +                  | +                   | +             | +                 | +                 | +   | +        |

Attention:

**SAAB 9-5 (YS3E)**

year: 1998 →

program №: 11156

from: 2017-09-01

| connector 8 pin |        |        |        |        |        |                           |                         |
|-----------------|--------|--------|--------|--------|--------|---------------------------|-------------------------|
| CAN H           | CAN L  | CAN H  | CAN L  | CAN H  | CAN L  | OUT +                     | OUT -                   |
| CAN1-H          | CAN1-L | CAN2-H | CAN2-L | CAN3-H | CAN3-L | Alternative blink control | Alt. contr. centr. lock |
| 1               | 2      | 3      | 4      | 5      | 6      | 7                         | 8                       |
| +               | +      | +      | +      | +      | +      | +                         | +                       |

| connector 15 pin   |                        |           |            |                  |              |                     |                       |                    |                     |              |                |                    |          |              |
|--------------------|------------------------|-----------|------------|------------------|--------------|---------------------|-----------------------|--------------------|---------------------|--------------|----------------|--------------------|----------|--------------|
| OUT                | OUT                    | OUT       | OUT        | OUT              | OUT          | OUT                 | OUT                   | OUT                | OUT                 | OUT          | OUT            | OUT                | OUT      | OUT          |
| Driver door sensor | Passengers door sensor | Trunk lid | Hood sense | Original alarm++ | Arming state | Lock factory remote | Unlock factory remote | Any button pressed | Handbrake / Parking | Speed 10kmph | Engine running | Engine speed (RPM) | Ignition | Key inserted |
| 1                  | 2                      | 3         | 4          | 5                | 6            | 7                   | 8                     | 9                  | 10                  | 11           | 12             | 13                 | 14       | 15           |
| +                  | +                      | +         | +          | +                | +            | +                   | +                     | +                  | +                   | +            | +              | +                  | +        | +            |

| connector 10 pin |                           |                     |                    |                     |               |                   |                   |     |          |
|------------------|---------------------------|---------------------|--------------------|---------------------|---------------|-------------------|-------------------|-----|----------|
| OUT              | IN                        | IN                  | IN                 | IN                  | IN            | IN                | IN                | IN  | IN       |
| Footbrake        | Drivers door opening sim. | Turn off the engine | Turn on the engine | Turn signal control | Trunk release | Opening all doors | Closing all doors | GND | PWR +12V |
| 1                | 2                         | 3                   | 4                  | 5                   | 6             | 7                 | 8                 | 9   | 10       |
| +                | +                         | +                   | +                  | +                   | +             | +                 | +                 | +   | +        |

Attention:

Switches

| SCION FR-S      |        |        |        |        |        |                           |                         | year: 2012 →       |                        | with and without Keyless System |            | program №: 11392 |              | from: 2017-09-01    |                       |                    |                     |              |                |                    |          |              |           |                           |                     |                    |                     |               |                   |                   |     |          |                         |                              |                 |
|-----------------|--------|--------|--------|--------|--------|---------------------------|-------------------------|--------------------|------------------------|---------------------------------|------------|------------------|--------------|---------------------|-----------------------|--------------------|---------------------|--------------|----------------|--------------------|----------|--------------|-----------|---------------------------|---------------------|--------------------|---------------------|---------------|-------------------|-------------------|-----|----------|-------------------------|------------------------------|-----------------|
| connector 8 pin |        |        |        |        |        |                           |                         | connector 15 pin   |                        |                                 |            |                  |              |                     | connector 10 pin      |                    |                     |              |                |                    |          |              |           |                           |                     |                    |                     |               |                   |                   |     |          |                         |                              |                 |
| CAN H           | CAN L  | CAN H  | CAN L  | CAN H  | CAN L  | OUT +                     | OUT -                   | OUT                | OUT                    | OUT                             | OUT        | OUT              | OUT          | OUT                 | OUT                   | IN                 | IN                  | IN           |                |                    |          |              |           |                           |                     |                    |                     |               |                   |                   |     |          |                         |                              |                 |
| CAN1-H          | CAN1-L | CAN2-H | CAN2-L | CAN3-H | CAN3-L | Alternative blink control | Alt. contr. centr. lock | Driver door sensor | Passengers door sensor | Trunk lid                       | Hood sense | Original alarm++ | Arming state | Lock factory remote | Unlock factory remote | Any button pressed | Handbrake / Parking | Speed 10kmph | Engine running | Engine speed (RPM) | Ignition | Key inserted | Footbrake | Drivers door opening sim. | Turn off the engine | Turn on the engine | Turn signal control | Trunk release | Opening all doors | Closing all doors | GND | PWR +12V | Contr. of factory alarm | Contr.c.lock. when ign.is on | Comfort closure |
| 1               | 2      | 3      | 4      | 5      | 6      | 7                         | 8                       | 1                  | 2                      | 3                               | 4          | 5                | 6            | 7                   | 8                     | 9                  | 10                  | 11           | 12             | 13                 | 14       | 15           | 1         | 2                         | 3                   | 4                  | 5                   | 6             | 7                 | 8                 | 9   | 10       |                         |                              |                 |
| +               | +      | +      |        |        |        |                           |                         | +                  | +                      | +                               | +          | +                | +            | +                   | +                     | +                  | +                   | +            | +              | +                  | +        | +            | +         | +                         | +                   | +                  | +                   | +             | +                 | +                 | +   | +        | +                       | +                            | +               |

Attention:

Switches

| SEADOO GTX 300 LIMITED |        |        |        |        |        |                           |                         | year: 2022 →       |                        |           |            | program №: 14489 |              | from: 2023-02-21    |                       |                    |                     |              |                |                    |          |              |           |                           |                     |                    |                     |               |                   |                   |     |          |                         |                              |                 |
|------------------------|--------|--------|--------|--------|--------|---------------------------|-------------------------|--------------------|------------------------|-----------|------------|------------------|--------------|---------------------|-----------------------|--------------------|---------------------|--------------|----------------|--------------------|----------|--------------|-----------|---------------------------|---------------------|--------------------|---------------------|---------------|-------------------|-------------------|-----|----------|-------------------------|------------------------------|-----------------|
| connector 8 pin        |        |        |        |        |        |                           |                         | connector 15 pin   |                        |           |            |                  |              |                     | connector 10 pin      |                    |                     |              |                |                    |          |              |           |                           |                     |                    |                     |               |                   |                   |     |          |                         |                              |                 |
| CAN H                  | CAN L  | CAN H  | CAN L  | CAN H  | CAN L  | OUT +                     | OUT -                   | OUT                | OUT                    | OUT       | OUT        | OUT              | OUT          | OUT                 | OUT                   | IN                 | IN                  | IN           |                |                    |          |              |           |                           |                     |                    |                     |               |                   |                   |     |          |                         |                              |                 |
| CAN1-H                 | CAN1-L | CAN2-H | CAN2-L | CAN3-H | CAN3-L | Alternative blink control | Alt. contr. centr. lock | Driver door sensor | Passengers door sensor | Trunk lid | Hood sense | Original alarm++ | Arming state | Lock factory remote | Unlock factory remote | Any button pressed | Handbrake / Parking | Speed 10kmph | Engine running | Engine speed (RPM) | Ignition | Key inserted | Footbrake | Drivers door opening sim. | Turn off the engine | Turn on the engine | Turn signal control | Trunk release | Opening all doors | Closing all doors | GND | PWR +12V | Contr. of factory alarm | Contr.c.lock. when ign.is on | Comfort closure |
| 1                      | 2      | 3      | 4      | 5      | 6      | 7                         | 8                       | 1                  | 2                      | 3         | 4          | 5                | 6            | 7                   | 8                     | 9                  | 10                  | 11           | 12             | 13                 | 14       | 15           | 1         | 2                         | 3                   | 4                  | 5                   | 6             | 7                 | 8                 | 9   | 10       |                         |                              |                 |
| +                      | +      |        |        |        |        |                           |                         | +                  | +                      | +         | +          | +                | +            | +                   | +                     | +                  | +                   | +            | +              | +                  | +        | +            | +         | +                         | +                   | +                  | +                   | +             | +                 | +                 | +   | +        | +                       | +                            | +               |

Attention:

Switches

| SEAT ALHAMBRA (7N) |        |        |        |        |        |                           |                         | year: 2015 →       |                        |           |            | program №: 11897 |              | from: 2021-09-29    |                       |                    |                     |              |                |                    |          |              |           |                           |                     |                    |                     |               |                   |                   |     |          |                         |                              |                 |
|--------------------|--------|--------|--------|--------|--------|---------------------------|-------------------------|--------------------|------------------------|-----------|------------|------------------|--------------|---------------------|-----------------------|--------------------|---------------------|--------------|----------------|--------------------|----------|--------------|-----------|---------------------------|---------------------|--------------------|---------------------|---------------|-------------------|-------------------|-----|----------|-------------------------|------------------------------|-----------------|
| connector 8 pin    |        |        |        |        |        |                           |                         | connector 15 pin   |                        |           |            |                  |              |                     | connector 10 pin      |                    |                     |              |                |                    |          |              |           |                           |                     |                    |                     |               |                   |                   |     |          |                         |                              |                 |
| CAN H              | CAN L  | CAN H  | CAN L  | CAN H  | CAN L  | OUT +                     | OUT -                   | OUT                | OUT                    | OUT       | OUT        | OUT              | OUT          | OUT                 | OUT                   | IN                 | IN                  | IN           |                |                    |          |              |           |                           |                     |                    |                     |               |                   |                   |     |          |                         |                              |                 |
| CAN1-H             | CAN1-L | CAN2-H | CAN2-L | CAN3-H | CAN3-L | Alternative blink control | Alt. contr. centr. lock | Driver door sensor | Passengers door sensor | Trunk lid | Hood sense | Original alarm++ | Arming state | Lock factory remote | Unlock factory remote | Any button pressed | Handbrake / Parking | Speed 10kmph | Engine running | Engine speed (RPM) | Ignition | Key inserted | Footbrake | Drivers door opening sim. | Turn off the engine | Turn on the engine | Turn signal control | Trunk release | Opening all doors | Closing all doors | GND | PWR +12V | Contr. of factory alarm | Contr.c.lock. when ign.is on | Comfort closure |
| 1                  | 2      | 3      | 4      | 5      | 6      | 7                         | 8                       | 1                  | 2                      | 3         | 4          | 5                | 6            | 7                   | 8                     | 9                  | 10                  | 11           | 12             | 13                 | 14       | 15           | 1         | 2                         | 3                   | 4                  | 5                   | 6             | 7                 | 8                 | 9   | 10       |                         |                              |                 |
| +                  | +      | +      | +      |        |        |                           |                         | +                  | +                      | +         | +          | +                | +            | +                   | +                     | +                  | +                   | +            | +              | +                  | +        | +            | +         | +                         | +                   | +                  | +                   | +             | +                 | +                 | +   | +        | +                       | +                            | +               |

Attention:

Switches

| SEAT ALTEA (5P) |        |        |        |        |        |                           |                         | year: 2005 →       |                        |           |            | program №: 11111 |              | from: 2017-09-01    |                       |                    |                     |              |                |                    |          |              |           |                           |                     |                    |                     |               |                   |                   |     |          |                         |                              |                 |
|-----------------|--------|--------|--------|--------|--------|---------------------------|-------------------------|--------------------|------------------------|-----------|------------|------------------|--------------|---------------------|-----------------------|--------------------|---------------------|--------------|----------------|--------------------|----------|--------------|-----------|---------------------------|---------------------|--------------------|---------------------|---------------|-------------------|-------------------|-----|----------|-------------------------|------------------------------|-----------------|
| connector 8 pin |        |        |        |        |        |                           |                         | connector 15 pin   |                        |           |            |                  |              |                     | connector 10 pin      |                    |                     |              |                |                    |          |              |           |                           |                     |                    |                     |               |                   |                   |     |          |                         |                              |                 |
| CAN H           | CAN L  | CAN H  | CAN L  | CAN H  | CAN L  | OUT +                     | OUT -                   | OUT                | OUT                    | OUT       | OUT        | OUT              | OUT          | OUT                 | OUT                   | IN                 | IN                  | IN           |                |                    |          |              |           |                           |                     |                    |                     |               |                   |                   |     |          |                         |                              |                 |
| CAN1-H          | CAN1-L | CAN2-H | CAN2-L | CAN3-H | CAN3-L | Alternative blink control | Alt. contr. centr. lock | Driver door sensor | Passengers door sensor | Trunk lid | Hood sense | Original alarm++ | Arming state | Lock factory remote | Unlock factory remote | Any button pressed | Handbrake / Parking | Speed 10kmph | Engine running | Engine speed (RPM) | Ignition | Key inserted | Footbrake | Drivers door opening sim. | Turn off the engine | Turn on the engine | Turn signal control | Trunk release | Opening all doors | Closing all doors | GND | PWR +12V | Contr. of factory alarm | Contr.c.lock. when ign.is on | Comfort closure |
| 1               | 2      | 3      | 4      | 5      | 6      | 7                         | 8                       | 1                  | 2                      | 3         | 4          | 5                | 6            | 7                   | 8                     | 9                  | 10                  | 11           | 12             | 13                 | 14       | 15           | 1         | 2                         | 3                   | 4                  | 5                   | 6             | 7                 | 8                 | 9   | 10       |                         |                              |                 |
| +               | +      | +      | +      |        |        |                           |                         | +                  | +                      | +         | +          | +                | +            | +                   | +                     | +                  | +                   | +            | +              | +                  | +        | +            | +         | +                         | +                   | +                  | +                   | +             | +                 | +                 | +   | +        | +                       | +                            | +               |

Attention:

Switches

| SEAT ALTEA FRETRACK 4 (5P) |        |        |        |        |        |                           |                         | year: 2007 →       |                        | with and without Keyless System |            | program №: 11111 |              | from: 2017-09-01    |                       |                    |                     |              |                |                    |          |              |           |                           |                     |                    |                     |               |                   |                   |     |          |                         |                              |                 |
|----------------------------|--------|--------|--------|--------|--------|---------------------------|-------------------------|--------------------|------------------------|---------------------------------|------------|------------------|--------------|---------------------|-----------------------|--------------------|---------------------|--------------|----------------|--------------------|----------|--------------|-----------|---------------------------|---------------------|--------------------|---------------------|---------------|-------------------|-------------------|-----|----------|-------------------------|------------------------------|-----------------|
| connector 8 pin            |        |        |        |        |        |                           |                         | connector 15 pin   |                        |                                 |            |                  |              |                     | connector 10 pin      |                    |                     |              |                |                    |          |              |           |                           |                     |                    |                     |               |                   |                   |     |          |                         |                              |                 |
| CAN H                      | CAN L  | CAN H  | CAN L  | CAN H  | CAN L  | OUT +                     | OUT -                   | OUT                | OUT                    | OUT                             | OUT        | OUT              | OUT          | OUT                 | OUT                   | IN                 | IN                  | IN           |                |                    |          |              |           |                           |                     |                    |                     |               |                   |                   |     |          |                         |                              |                 |
| CAN1-H                     | CAN1-L | CAN2-H | CAN2-L | CAN3-H | CAN3-L | Alternative blink control | Alt. contr. centr. lock | Driver door sensor | Passengers door sensor | Trunk lid                       | Hood sense | Original alarm++ | Arming state | Lock factory remote | Unlock factory remote | Any button pressed | Handbrake / Parking | Speed 10kmph | Engine running | Engine speed (RPM) | Ignition | Key inserted | Footbrake | Drivers door opening sim. | Turn off the engine | Turn on the engine | Turn signal control | Trunk release | Opening all doors | Closing all doors | GND | PWR +12V | Contr. of factory alarm | Contr.c.lock. when ign.is on | Comfort closure |
| 1                          | 2      | 3      | 4      | 5      | 6      | 7                         | 8                       | 1                  | 2                      | 3                               | 4          | 5                | 6            | 7                   | 8                     | 9                  | 10                  | 11           | 12             | 13                 | 14       | 15           | 1         | 2                         | 3                   | 4                  | 5                   | 6             | 7                 | 8                 | 9   | 10       |                         |                              |                 |
| +                          | +      | +      | +      |        |        |                           |                         | +                  | +                      | +                               | +          | +                | +            | +                   | +                     | +                  | +                   | +            | +              | +                  | +        | +            | +         | +                         | +                   | +                  | +                   | +             | +                 | +                 | +   | +        | +                       | +                            | +               |

Attention:

Switches

**SEAT ALTEA XL (5P)** year: 2010 → program #: 11452 from: 2017-09-01

| connector 8 pin |        |        |        |        |        |                           |                         | connector 15 pin   |                        |           |            |                  |              |                     |                       |                    |                     |              |                |                    |          |              | connector 10 pin |                           |                     |                    |                     |               |                   |                   |     |          |                         |                              |                 |   |   |   |   |   |   |   |
|-----------------|--------|--------|--------|--------|--------|---------------------------|-------------------------|--------------------|------------------------|-----------|------------|------------------|--------------|---------------------|-----------------------|--------------------|---------------------|--------------|----------------|--------------------|----------|--------------|------------------|---------------------------|---------------------|--------------------|---------------------|---------------|-------------------|-------------------|-----|----------|-------------------------|------------------------------|-----------------|---|---|---|---|---|---|---|
| CAN H           | CAN L  | CAN H  | CAN L  | CAN H  | CAN L  | OUT +                     | OUT -                   | OUT                | OUT                    | OUT       | OUT        | OUT              | OUT          | OUT                 | OUT                   | OUT                | OUT                 | OUT          | OUT            | OUT                | OUT      | OUT          | OUT              | OUT                       | OUT                 | IN                 | IN                  | IN            | IN                | IN                | IN  | IN       | IN                      | IN                           | IN              |   |   |   |   |   |   |   |
| CAN1-H          | CAN1-L | CAN2-H | CAN2-L | CAN3-H | CAN3-L | Alternative blink control | Alt. contr. centr. lock | Driver door sensor | Passengers door sensor | Trunk lid | Hood sense | Original alarm++ | Arming state | Lock factory remote | Unlock factory remote | Any button pressed | Handbrake / Parking | Speed 10kmph | Engine running | Engine speed (RPM) | Ignition | Key inserted | Footbrake        | Drivers door opening sim. | Turn off the engine | Turn on the engine | Turn signal control | Trunk release | Opening all doors | Closing all doors | GND | PWR +12V | Contr. of factory alarm | Contr.c.lock. when ign.is on | Comfort closure |   |   |   |   |   |   |   |
| 1               | 2      | 3      | 4      | 5      | 6      | 7                         | 8                       | 1                  | 2                      | 3         | 4          | 5                | 6            | 7                   | 8                     | 9                  | 10                  | 11           | 12             | 13                 | 14       | 15           | 1                | 2                         | 3                   | 4                  | 5                   | 6             | 7                 | 8                 | 9   | 10       |                         |                              |                 |   |   |   |   |   |   |   |
| +               | +      | +      | +      | +      | +      | +                         | +                       | +                  | +                      | +         | +          | +                | +            | +                   | +                     | +                  | +                   | +            | +              | +                  | +        | +            | +                | +                         | +                   | +                  | +                   | +             | +                 | +                 | +   | +        | +                       | +                            | +               | + | + | + | + | + | + | + |

Attention:

**SEAT ARONA (KJ) (Start-button)** year: 2021 → with and without Keyless System program #: 14391 from: 2023-05-22

| connector 8 pin |        |        |        |        |        |                           |                         | connector 15 pin   |                        |           |            |                  |              |                     |                       |                    |                     |              |                |                    |          |              | connector 10 pin |                           |                     |                    |                     |               |                   |                   |     |          |                         |                              |                 |   |   |   |   |   |   |   |   |
|-----------------|--------|--------|--------|--------|--------|---------------------------|-------------------------|--------------------|------------------------|-----------|------------|------------------|--------------|---------------------|-----------------------|--------------------|---------------------|--------------|----------------|--------------------|----------|--------------|------------------|---------------------------|---------------------|--------------------|---------------------|---------------|-------------------|-------------------|-----|----------|-------------------------|------------------------------|-----------------|---|---|---|---|---|---|---|---|
| CAN H           | CAN L  | CAN H  | CAN L  | CAN H  | CAN L  | OUT +                     | OUT -                   | OUT                | OUT                    | OUT       | OUT        | OUT              | OUT          | OUT                 | OUT                   | OUT                | OUT                 | OUT          | OUT            | OUT                | OUT      | OUT          | OUT              | OUT                       | OUT                 | OUT                | OUT                 | OUT           | OUT               | OUT               | OUT | OUT      | OUT                     | OUT                          |                 |   |   |   |   |   |   |   |   |
| CAN1-H          | CAN1-L | CAN2-H | CAN2-L | CAN3-H | CAN3-L | Alternative blink control | Alt. contr. centr. lock | Driver door sensor | Passengers door sensor | Trunk lid | Hood sense | Original alarm++ | Arming state | Lock factory remote | Unlock factory remote | Any button pressed | Handbrake / Parking | Speed 10kmph | Engine running | Engine speed (RPM) | Ignition | Key inserted | Footbrake        | Drivers door opening sim. | Turn off the engine | Turn on the engine | Turn signal control | Trunk release | Opening all doors | Closing all doors | GND | PWR +12V | Contr. of factory alarm | Contr.c.lock. when ign.is on | Comfort closure |   |   |   |   |   |   |   |   |
| 1               | 2      | 3      | 4      | 5      | 6      | 7                         | 8                       | 1                  | 2                      | 3         | 4          | 5                | 6            | 7                   | 8                     | 9                  | 10                  | 11           | 12             | 13                 | 14       | 15           | 1                | 2                         | 3                   | 4                  | 5                   | 6             | 7                 | 8                 | 9   | 10       |                         |                              |                 |   |   |   |   |   |   |   |   |
| +               | +      | +      | +      | +      | +      | +                         | +                       | +                  | +                      | +         | +          | +                | +            | +                   | +                     | +                  | +                   | +            | +              | +                  | +        | +            | +                | +                         | +                   | +                  | +                   | +             | +                 | +                 | +   | +        | +                       | +                            | +               | + | + | + | + | + | + | + | + |

Attention:

**SEAT ARONA (KJ) (Regular-key)** year: 2021 → without Keyless System program #: 14394 from: 2023-05-22

| connector 8 pin |        |        |        |        |        |                           |                         | connector 15 pin   |                        |           |            |                  |              |                     |                       |                    |                     |              |                |                    |          |              | connector 10 pin |                           |                     |                    |                     |               |                   |                   |     |          |                         |                              |                 |   |   |   |   |   |   |   |   |   |
|-----------------|--------|--------|--------|--------|--------|---------------------------|-------------------------|--------------------|------------------------|-----------|------------|------------------|--------------|---------------------|-----------------------|--------------------|---------------------|--------------|----------------|--------------------|----------|--------------|------------------|---------------------------|---------------------|--------------------|---------------------|---------------|-------------------|-------------------|-----|----------|-------------------------|------------------------------|-----------------|---|---|---|---|---|---|---|---|---|
| CAN H           | CAN L  | CAN H  | CAN L  | CAN H  | CAN L  | OUT +                     | OUT -                   | OUT                | OUT                    | OUT       | OUT        | OUT              | OUT          | OUT                 | OUT                   | OUT                | OUT                 | OUT          | OUT            | OUT                | OUT      | OUT          | OUT              | OUT                       | OUT                 | OUT                | OUT                 | OUT           | OUT               | OUT               | OUT | OUT      | OUT                     | OUT                          |                 |   |   |   |   |   |   |   |   |   |
| CAN1-H          | CAN1-L | CAN2-H | CAN2-L | CAN3-H | CAN3-L | Alternative blink control | Alt. contr. centr. lock | Driver door sensor | Passengers door sensor | Trunk lid | Hood sense | Original alarm++ | Arming state | Lock factory remote | Unlock factory remote | Any button pressed | Handbrake / Parking | Speed 10kmph | Engine running | Engine speed (RPM) | Ignition | Key inserted | Footbrake        | Drivers door opening sim. | Turn off the engine | Turn on the engine | Turn signal control | Trunk release | Opening all doors | Closing all doors | GND | PWR +12V | Contr. of factory alarm | Contr.c.lock. when ign.is on | Comfort closure |   |   |   |   |   |   |   |   |   |
| 1               | 2      | 3      | 4      | 5      | 6      | 7                         | 8                       | 1                  | 2                      | 3         | 4          | 5                | 6            | 7                   | 8                     | 9                  | 10                  | 11           | 12             | 13                 | 14       | 15           | 1                | 2                         | 3                   | 4                  | 5                   | 6             | 7                 | 8                 | 9   | 10       |                         |                              |                 |   |   |   |   |   |   |   |   |   |
| +               | +      | +      | +      | +      | +      | +                         | +                       | +                  | +                      | +         | +          | +                | +            | +                   | +                     | +                  | +                   | +            | +              | +                  | +        | +            | +                | +                         | +                   | +                  | +                   | +             | +                 | +                 | +   | +        | +                       | +                            | +               | + | + | + | + | + | + | + | + | + |

Attention:

**SEAT ARONA (KJ)** year: 2018 → program #: 12195 from: 2023-05-22

| connector 8 pin |        |        |        |        |        |                           |                         | connector 15 pin   |                        |           |            |                  |              |                     |                       |                    |                     |              |                |                    |          |              | connector 10 pin |                           |                     |                    |                     |               |                   |                   |     |          |                         |                              |                 |   |   |   |   |   |   |   |   |   |
|-----------------|--------|--------|--------|--------|--------|---------------------------|-------------------------|--------------------|------------------------|-----------|------------|------------------|--------------|---------------------|-----------------------|--------------------|---------------------|--------------|----------------|--------------------|----------|--------------|------------------|---------------------------|---------------------|--------------------|---------------------|---------------|-------------------|-------------------|-----|----------|-------------------------|------------------------------|-----------------|---|---|---|---|---|---|---|---|---|
| CAN H           | CAN L  | CAN H  | CAN L  | CAN H  | CAN L  | OUT +                     | OUT -                   | OUT                | OUT                    | OUT       | OUT        | OUT              | OUT          | OUT                 | OUT                   | OUT                | OUT                 | OUT          | OUT            | OUT                | OUT      | OUT          | OUT              | OUT                       | OUT                 | OUT                | OUT                 | OUT           | OUT               | OUT               | OUT | OUT      | OUT                     | OUT                          |                 |   |   |   |   |   |   |   |   |   |
| CAN1-H          | CAN1-L | CAN2-H | CAN2-L | CAN3-H | CAN3-L | Alternative blink control | Alt. contr. centr. lock | Driver door sensor | Passengers door sensor | Trunk lid | Hood sense | Original alarm++ | Arming state | Lock factory remote | Unlock factory remote | Any button pressed | Handbrake / Parking | Speed 10kmph | Engine running | Engine speed (RPM) | Ignition | Key inserted | Footbrake        | Drivers door opening sim. | Turn off the engine | Turn on the engine | Turn signal control | Trunk release | Opening all doors | Closing all doors | GND | PWR +12V | Contr. of factory alarm | Contr.c.lock. when ign.is on | Comfort closure |   |   |   |   |   |   |   |   |   |
| 1               | 2      | 3      | 4      | 5      | 6      | 7                         | 8                       | 1                  | 2                      | 3         | 4          | 5                | 6            | 7                   | 8                     | 9                  | 10                  | 11           | 12             | 13                 | 14       | 15           | 1                | 2                         | 3                   | 4                  | 5                   | 6             | 7                 | 8                 | 9   | 10       |                         |                              |                 |   |   |   |   |   |   |   |   |   |
| +               | +      | +      | +      | +      | +      | +                         | +                       | +                  | +                      | +         | +          | +                | +            | +                   | +                     | +                  | +                   | +            | +              | +                  | +        | +            | +                | +                         | +                   | +                  | +                   | +             | +                 | +                 | +   | +        | +                       | +                            | +               | + | + | + | + | + | + | + | + | + |

Attention:

**SEAT ARONA (KJ) (Regular-key)** year: 2018 → without Keyless System program #: 13498 from: 2023-05-22

| connector 8 pin |        |        |        |        |        |                           |                         | connector 15 pin   |                        |           |            |                  |              |                     |                       |                    |                     |              |                |                    |          |              | connector 10 pin |                           |                     |                    |                     |               |                   |                   |     |          |                         |                              |                 |   |   |   |   |   |   |   |   |   |
|-----------------|--------|--------|--------|--------|--------|---------------------------|-------------------------|--------------------|------------------------|-----------|------------|------------------|--------------|---------------------|-----------------------|--------------------|---------------------|--------------|----------------|--------------------|----------|--------------|------------------|---------------------------|---------------------|--------------------|---------------------|---------------|-------------------|-------------------|-----|----------|-------------------------|------------------------------|-----------------|---|---|---|---|---|---|---|---|---|
| CAN H           | CAN L  | CAN H  | CAN L  | CAN H  | CAN L  | OUT +                     | OUT -                   | OUT                | OUT                    | OUT       | OUT        | OUT              | OUT          | OUT                 | OUT                   | OUT                | OUT                 | OUT          | OUT            | OUT                | OUT      | OUT          | OUT              | OUT                       | OUT                 | OUT                | OUT                 | OUT           | OUT               | OUT               | OUT | OUT      | OUT                     | OUT                          |                 |   |   |   |   |   |   |   |   |   |
| CAN1-H          | CAN1-L | CAN2-H | CAN2-L | CAN3-H | CAN3-L | Alternative blink control | Alt. contr. centr. lock | Driver door sensor | Passengers door sensor | Trunk lid | Hood sense | Original alarm++ | Arming state | Lock factory remote | Unlock factory remote | Any button pressed | Handbrake / Parking | Speed 10kmph | Engine running | Engine speed (RPM) | Ignition | Key inserted | Footbrake        | Drivers door opening sim. | Turn off the engine | Turn on the engine | Turn signal control | Trunk release | Opening all doors | Closing all doors | GND | PWR +12V | Contr. of factory alarm | Contr.c.lock. when ign.is on | Comfort closure |   |   |   |   |   |   |   |   |   |
| 1               | 2      | 3      | 4      | 5      | 6      | 7                         | 8                       | 1                  | 2                      | 3         | 4          | 5                | 6            | 7                   | 8                     | 9                  | 10                  | 11           | 12             | 13                 | 14       | 15           | 1                | 2                         | 3                   | 4                  | 5                   | 6             | 7                 | 8                 | 9   | 10       |                         |                              |                 |   |   |   |   |   |   |   |   |   |
| +               | +      | +      | +      | +      | +      | +                         | +                       | +                  | +                      | +         | +          | +                | +            | +                   | +                     | +                  | +                   | +            | +              | +                  | +        | +            | +                | +                         | +                   | +                  | +                   | +             | +                 | +                 | +   | +        | +                       | +                            | +               | + | + | + | + | + | + | + | + | + |

Attention:

SEAT ATECA (5F) (Start-button)

year: 2021 →

with and without Keyless System

program №: 13484

from: 2023-05-22

| connector 8 pin |        |        |        |        |        |                           |                         |
|-----------------|--------|--------|--------|--------|--------|---------------------------|-------------------------|
| CAN H           | CAN L  | CAN H  | CAN L  | CAN H  | CAN L  | OUT +                     | OUT -                   |
| CAN1-H          | CAN1-L | CAN2-H | CAN2-L | CAN3-H | CAN3-L | Alternative blink control | Alt. contr. centr. lock |
| 1               | 2      | 3      | 4      | 5      | 6      | 7                         | 8                       |
| +               | +      | +      | +      | +      | +      | +                         | +                       |

| connector 15 pin   |                        |           |            |                  |              |                     |                       |                    |                     |              |                |                    |          |              |
|--------------------|------------------------|-----------|------------|------------------|--------------|---------------------|-----------------------|--------------------|---------------------|--------------|----------------|--------------------|----------|--------------|
| OUT                | OUT                    | OUT       | OUT        | OUT              | OUT          | OUT                 | OUT                   | OUT                | OUT                 | OUT          | OUT            | OUT                | OUT      | OUT          |
| Driver door sensor | Passengers door sensor | Trunk lid | Hood sense | Original alarm++ | Arming state | Lock factory remote | Unlock factory remote | Any button pressed | Handbrake / Parking | Speed 10kmph | Engine running | Engine speed (RPM) | Ignition | Key inserted |
| 1                  | 2                      | 3         | 4          | 5                | 6            | 7                   | 8                     | 9                  | 10                  | 11           | 12             | 13                 | 14       | 15           |
| +                  | +                      | +         | +          | +                | +            | +                   | +                     | +                  | +                   | +            | +              | +                  | +        | +            |

| connector 10 pin |                           |                     |                    |                     |               |                   |                   |     |          |
|------------------|---------------------------|---------------------|--------------------|---------------------|---------------|-------------------|-------------------|-----|----------|
| OUT              | IN                        | IN                  | IN                 | IN                  | IN            | IN                | IN                | IN  | IN       |
| Footbrake        | Drivers door opening sim. | Turn off the engine | Turn on the engine | Turn signal control | Trunk release | Opening all doors | Closing all doors | GND | PWR +12V |
| 1                | 2                         | 3                   | 4                  | 5                   | 6             | 7                 | 8                 | 9   | 10       |
| +                | +                         | -                   | -                  | +                   | +             | +                 | +                 | -   | +        |

|                              |
|------------------------------|
| Contr. of factory alarm      |
| Contr.c.lock. when ign.is on |
| Comfort closure              |

Attention:



SEAT ATECA (5F)

year: 2016 →

program №: 11884

from: 2023-05-22

| connector 8 pin |        |        |        |        |        |                           |                         |
|-----------------|--------|--------|--------|--------|--------|---------------------------|-------------------------|
| CAN H           | CAN L  | CAN H  | CAN L  | CAN H  | CAN L  | OUT +                     | OUT -                   |
| CAN1-H          | CAN1-L | CAN2-H | CAN2-L | CAN3-H | CAN3-L | Alternative blink control | Alt. contr. centr. lock |
| 1               | 2      | 3      | 4      | 5      | 6      | 7                         | 8                       |
| +               | +      | +      | +      | +      | +      | +                         | +                       |

| connector 15 pin   |                        |           |            |                  |              |                     |                       |                    |                     |              |                |                    |          |              |
|--------------------|------------------------|-----------|------------|------------------|--------------|---------------------|-----------------------|--------------------|---------------------|--------------|----------------|--------------------|----------|--------------|
| OUT                | OUT                    | OUT       | OUT        | OUT              | OUT          | OUT                 | OUT                   | OUT                | OUT                 | OUT          | OUT            | OUT                | OUT      | OUT          |
| Driver door sensor | Passengers door sensor | Trunk lid | Hood sense | Original alarm++ | Arming state | Lock factory remote | Unlock factory remote | Any button pressed | Handbrake / Parking | Speed 10kmph | Engine running | Engine speed (RPM) | Ignition | Key inserted |
| 1                  | 2                      | 3         | 4          | 5                | 6            | 7                   | 8                     | 9                  | 10                  | 11           | 12             | 13                 | 14       | 15           |
| +                  | +                      | +         | +          | +                | +            | +                   | +                     | +                  | +                   | +            | +              | +                  | +        | +            |

| connector 10 pin |                           |                     |                    |                     |               |                   |                   |     |          |
|------------------|---------------------------|---------------------|--------------------|---------------------|---------------|-------------------|-------------------|-----|----------|
| OUT              | IN                        | IN                  | IN                 | IN                  | IN            | IN                | IN                | IN  | IN       |
| Footbrake        | Drivers door opening sim. | Turn off the engine | Turn on the engine | Turn signal control | Trunk release | Opening all doors | Closing all doors | GND | PWR +12V |
| 1                | 2                         | 3                   | 4                  | 5                   | 6             | 7                 | 8                 | 9   | 10       |
| +                | +                         | -                   | -                  | +                   | +             | +                 | +                 | -   | +        |

|                              |
|------------------------------|
| Contr. of factory alarm      |
| Contr.c.lock. when ign.is on |
| Comfort closure              |

Attention:



SEAT CORDOBA (6L)

year: 2003 →

program №: 11161

from: 2017-09-01

| connector 8 pin |        |        |        |        |        |                           |                         |
|-----------------|--------|--------|--------|--------|--------|---------------------------|-------------------------|
| CAN H           | CAN L  | CAN H  | CAN L  | CAN H  | CAN L  | OUT +                     | OUT -                   |
| CAN1-H          | CAN1-L | CAN2-H | CAN2-L | CAN3-H | CAN3-L | Alternative blink control | Alt. contr. centr. lock |
| 1               | 2      | 3      | 4      | 5      | 6      | 7                         | 8                       |
| +               | +      | +      | +      | +      | +      | +                         | +                       |

| connector 15 pin   |                        |           |            |                  |              |                     |                       |                    |                     |              |                |                    |          |              |
|--------------------|------------------------|-----------|------------|------------------|--------------|---------------------|-----------------------|--------------------|---------------------|--------------|----------------|--------------------|----------|--------------|
| OUT                | OUT                    | OUT       | OUT        | OUT              | OUT          | OUT                 | OUT                   | OUT                | OUT                 | OUT          | OUT            | OUT                | OUT      | OUT          |
| Driver door sensor | Passengers door sensor | Trunk lid | Hood sense | Original alarm++ | Arming state | Lock factory remote | Unlock factory remote | Any button pressed | Handbrake / Parking | Speed 10kmph | Engine running | Engine speed (RPM) | Ignition | Key inserted |
| 1                  | 2                      | 3         | 4          | 5                | 6            | 7                   | 8                     | 9                  | 10                  | 11           | 12             | 13                 | 14       | 15           |
| +                  | +                      | +         | +          | +                | +            | +                   | +                     | +                  | +                   | +            | +              | +                  | +        | +            |

| connector 10 pin |                           |                     |                    |                     |               |                   |                   |     |          |
|------------------|---------------------------|---------------------|--------------------|---------------------|---------------|-------------------|-------------------|-----|----------|
| OUT              | IN                        | IN                  | IN                 | IN                  | IN            | IN                | IN                | IN  | IN       |
| Footbrake        | Drivers door opening sim. | Turn off the engine | Turn on the engine | Turn signal control | Trunk release | Opening all doors | Closing all doors | GND | PWR +12V |
| 1                | 2                         | 3                   | 4                  | 5                   | 6             | 7                 | 8                 | 9   | 10       |
| +                | +                         | -                   | -                  | +                   | +             | +                 | +                 | -   | +        |

|                              |
|------------------------------|
| Contr. of factory alarm      |
| Contr.c.lock. when ign.is on |
| Comfort closure              |

Attention:



SEAT EXEO (3R)

year: 2009 →

program №: 11132

from: 2017-09-01

| connector 8 pin |        |        |        |        |        |                           |                         |
|-----------------|--------|--------|--------|--------|--------|---------------------------|-------------------------|
| CAN H           | CAN L  | CAN H  | CAN L  | CAN H  | CAN L  | OUT +                     | OUT -                   |
| CAN1-H          | CAN1-L | CAN2-H | CAN2-L | CAN3-H | CAN3-L | Alternative blink control | Alt. contr. centr. lock |
| 1               | 2      | 3      | 4      | 5      | 6      | 7                         | 8                       |
| +               | +      | +      | +      | +      | +      | +                         | +                       |

| connector 15 pin   |                        |           |            |                  |              |                     |                       |                    |                     |              |                |                    |          |              |
|--------------------|------------------------|-----------|------------|------------------|--------------|---------------------|-----------------------|--------------------|---------------------|--------------|----------------|--------------------|----------|--------------|
| OUT                | OUT                    | OUT       | OUT        | OUT              | OUT          | OUT                 | OUT                   | OUT                | OUT                 | OUT          | OUT            | OUT                | OUT      | OUT          |
| Driver door sensor | Passengers door sensor | Trunk lid | Hood sense | Original alarm++ | Arming state | Lock factory remote | Unlock factory remote | Any button pressed | Handbrake / Parking | Speed 10kmph | Engine running | Engine speed (RPM) | Ignition | Key inserted |
| 1                  | 2                      | 3         | 4          | 5                | 6            | 7                   | 8                     | 9                  | 10                  | 11           | 12             | 13                 | 14       | 15           |
| +                  | +                      | +         | +          | +                | +            | +                   | +                     | +                  | +                   | +            | +              | +                  | +        | +            |

| connector 10 pin |                           |                     |                    |                     |               |                   |                   |     |          |
|------------------|---------------------------|---------------------|--------------------|---------------------|---------------|-------------------|-------------------|-----|----------|
| OUT              | IN                        | IN                  | IN                 | IN                  | IN            | IN                | IN                | IN  | IN       |
| Footbrake        | Drivers door opening sim. | Turn off the engine | Turn on the engine | Turn signal control | Trunk release | Opening all doors | Closing all doors | GND | PWR +12V |
| 1                | 2                         | 3                   | 4                  | 5                   | 6             | 7                 | 8                 | 9   | 10       |
| +                | +                         | -                   | -                  | +                   | +             | +                 | +                 | -   | +        |

|                              |
|------------------------------|
| Contr. of factory alarm      |
| Contr.c.lock. when ign.is on |
| Comfort closure              |

Attention:



SEAT IBIZA (KJ) (Regular-key)

year: 2022 →

without Keyless System

program №: 14375

from: 2023-05-22

| connector 8 pin |        |        |        |        |        |                           |                         |
|-----------------|--------|--------|--------|--------|--------|---------------------------|-------------------------|
| CAN H           | CAN L  | CAN H  | CAN L  | CAN H  | CAN L  | OUT +                     | OUT -                   |
| CAN1-H          | CAN1-L | CAN2-H | CAN2-L | CAN3-H | CAN3-L | Alternative blink control | Alt. contr. centr. lock |
| 1               | 2      | 3      | 4      | 5      | 6      | 7                         | 8                       |
| +               | +      | +      | +      | +      | +      | +                         | +                       |

| connector 15 pin   |                        |           |            |                  |              |                     |                       |                    |                     |              |                |                    |          |              |
|--------------------|------------------------|-----------|------------|------------------|--------------|---------------------|-----------------------|--------------------|---------------------|--------------|----------------|--------------------|----------|--------------|
| OUT                | OUT                    | OUT       | OUT        | OUT              | OUT          | OUT                 | OUT                   | OUT                | OUT                 | OUT          | OUT            | OUT                | OUT      | OUT          |
| Driver door sensor | Passengers door sensor | Trunk lid | Hood sense | Original alarm++ | Arming state | Lock factory remote | Unlock factory remote | Any button pressed | Handbrake / Parking | Speed 10kmph | Engine running | Engine speed (RPM) | Ignition | Key inserted |
| 1                  | 2                      | 3         | 4          | 5                | 6            | 7                   | 8                     | 9                  | 10                  | 11           | 12             | 13                 | 14       | 15           |
| +                  | +                      | +         | +          | +                | +            | +                   | +                     | +                  | +                   | +            | +              | +                  | +        | +            |

| connector 10 pin |                           |                     |                    |                     |               |                   |                   |     |          |
|------------------|---------------------------|---------------------|--------------------|---------------------|---------------|-------------------|-------------------|-----|----------|
| OUT              | IN                        | IN                  | IN                 | IN                  | IN            | IN                | IN                | IN  | IN       |
| Footbrake        | Drivers door opening sim. | Turn off the engine | Turn on the engine | Turn signal control | Trunk release | Opening all doors | Closing all doors | GND | PWR +12V |
| 1                | 2                         | 3                   | 4                  | 5                   | 6             | 7                 | 8                 | 9   | 10       |
| +                | +                         | -                   | -                  | +                   | +             | +                 | +                 | -   | +        |

|                              |
|------------------------------|
| Contr. of factory alarm      |
| Contr.c.lock. when ign.is on |
| Comfort closure              |

Attention:







**SEAT IBIZA (6J)** year: 2009 → program #: 11176 from: 2017-09-01

| connector 8 pin |        |        |        |        |        |                            |                         | connector 15 pin   |                        |           |            |                  |              |                     |                       |                    |                     |              |                |                    |          |              | connector 10 pin |                           |                     |                    |                     |               |                   |                   |     |          |                         |                              |                 |    |    |   |   |   |   |   |   |   |   |   |   |   |   |   |   |   |   |   |   |   |   |   |   |
|-----------------|--------|--------|--------|--------|--------|----------------------------|-------------------------|--------------------|------------------------|-----------|------------|------------------|--------------|---------------------|-----------------------|--------------------|---------------------|--------------|----------------|--------------------|----------|--------------|------------------|---------------------------|---------------------|--------------------|---------------------|---------------|-------------------|-------------------|-----|----------|-------------------------|------------------------------|-----------------|----|----|---|---|---|---|---|---|---|---|---|---|---|---|---|---|---|---|---|---|---|---|---|---|
| CAN H           | CAN L  | CAN H  | CAN L  | CAN H  | CAN L  | OUT +                      | OUT -                   | OUT -              | OUT -                  | OUT -     | OUT -      | OUT -            | OUT -        | OUT -               | OUT -                 | OUT -              | OUT -               | OUT -        | OUT -          | OUT -              | OUT -    | OUT +        | OUT +            | OUT +                     | IN                  | IN                 | IN                  | IN            | IN                | IN                | IN  | IN       | IN                      | IN                           | IN              | IN | IN |   |   |   |   |   |   |   |   |   |   |   |   |   |   |   |   |   |   |   |   |   |   |
| CAN1-H          | CAN1-L | CAN2-H | CAN2-L | CAN3-H | CAN3-L | Alternative blink. control | Alt. contr. centr. lock | Driver door sensor | Passengers door sensor | Trunk lid | Hood sense | Original alarm++ | Arming state | Lock factory remote | Unlock factory remote | Any button pressed | Handbrake / Parking | Speed 10kmph | Engine running | Engine speed (RPM) | Ignition | Key inserted | Footbrake        | Drivers door opening sim. | Turn off the engine | Turn on the engine | Turn signal control | Trunk release | Opening all doors | Closing all doors | GND | PWR +12V | Contr. of factory alarm | Contr.c.lock. when ign.is on | Comfort closure |    |    |   |   |   |   |   |   |   |   |   |   |   |   |   |   |   |   |   |   |   |   |   |   |
| 1               | 2      | 3      | 4      | 5      | 6      | 7                          | 8                       | 1                  | 2                      | 3         | 4          | 5                | 6            | 7                   | 8                     | 9                  | 10                  | 11           | 12             | 13                 | 14       | 15           | 1                | 2                         | 3                   | 4                  | 5                   | 6             | 7                 | 8                 | 9   | 10       | 11                      | 12                           | +               | +  | +  | + | + | + | + | + | + | + | + | + | + | + | + | + | + | + | + | + | + | + | + | + | + |

Attention:

**SEAT IBIZA (6L)** year: 2003 → program #: 11161 from: 2017-09-01

| connector 8 pin |        |        |        |        |        |                            |                         | connector 15 pin   |                        |           |            |                  |              |                     |                       |                    |                     |              |                |                    |          |              | connector 10 pin |                           |                     |                    |                     |               |                   |                   |     |          |                         |                              |                 |   |   |   |   |   |   |   |   |   |   |   |   |   |   |   |   |   |   |   |   |   |   |   |   |
|-----------------|--------|--------|--------|--------|--------|----------------------------|-------------------------|--------------------|------------------------|-----------|------------|------------------|--------------|---------------------|-----------------------|--------------------|---------------------|--------------|----------------|--------------------|----------|--------------|------------------|---------------------------|---------------------|--------------------|---------------------|---------------|-------------------|-------------------|-----|----------|-------------------------|------------------------------|-----------------|---|---|---|---|---|---|---|---|---|---|---|---|---|---|---|---|---|---|---|---|---|---|---|---|
| CAN H           | CAN L  | CAN H  | CAN L  | CAN H  | CAN L  | OUT +                      | OUT -                   | OUT -              | OUT -                  | OUT -     | OUT -      | OUT -            | OUT -        | OUT -               | OUT -                 | OUT -              | OUT -               | OUT -        | OUT -          | OUT -              | OUT -    | OUT +        | OUT +            | OUT +                     | IN                  | IN                 | IN                  | IN            | IN                | IN                | IN  | IN       | IN                      | IN                           | IN              |   |   |   |   |   |   |   |   |   |   |   |   |   |   |   |   |   |   |   |   |   |   |   |   |
| CAN1-H          | CAN1-L | CAN2-H | CAN2-L | CAN3-H | CAN3-L | Alternative blink. control | Alt. contr. centr. lock | Driver door sensor | Passengers door sensor | Trunk lid | Hood sense | Original alarm++ | Arming state | Lock factory remote | Unlock factory remote | Any button pressed | Handbrake / Parking | Speed 10kmph | Engine running | Engine speed (RPM) | Ignition | Key inserted | Footbrake        | Drivers door opening sim. | Turn off the engine | Turn on the engine | Turn signal control | Trunk release | Opening all doors | Closing all doors | GND | PWR +12V | Contr. of factory alarm | Contr.c.lock. when ign.is on | Comfort closure |   |   |   |   |   |   |   |   |   |   |   |   |   |   |   |   |   |   |   |   |   |   |   |   |
| 1               | 2      | 3      | 4      | 5      | 6      | 7                          | 8                       | 1                  | 2                      | 3         | 4          | 5                | 6            | 7                   | 8                     | 9                  | 10                  | 11           | 12             | 13                 | 14       | 15           | 1                | 2                         | 3                   | 4                  | 5                   | 6             | 7                 | 8                 | 9   | 10       | 11                      | 12                           | +               | + | + | + | + | + | + | + | + | + | + | + | + | + | + | + | + | + | + | + | + | + | + | + | + |

Attention:

**SEAT LEON (KL) (Start-button)** year: 2021 → with and without Keyless System program #: 13497 from: 2023-05-22

| connector 8 pin |        |        |        |        |        |                            |                         | connector 15 pin   |                        |           |            |                  |              |                     |                       |                    |                     |              |                |                    |          |              | connector 10 pin |                           |                     |                    |                     |               |                   |                   |     |          |                         |                              |                 |   |   |   |   |   |   |   |   |   |   |   |   |   |   |   |   |   |   |   |   |   |   |   |   |   |
|-----------------|--------|--------|--------|--------|--------|----------------------------|-------------------------|--------------------|------------------------|-----------|------------|------------------|--------------|---------------------|-----------------------|--------------------|---------------------|--------------|----------------|--------------------|----------|--------------|------------------|---------------------------|---------------------|--------------------|---------------------|---------------|-------------------|-------------------|-----|----------|-------------------------|------------------------------|-----------------|---|---|---|---|---|---|---|---|---|---|---|---|---|---|---|---|---|---|---|---|---|---|---|---|---|
| CAN H           | CAN L  | CAN H  | CAN L  | CAN H  | CAN L  | OUT +                      | OUT -                   | OUT -              | OUT -                  | OUT -     | OUT -      | OUT -            | OUT -        | OUT -               | OUT -                 | OUT -              | OUT -               | OUT -        | OUT -          | OUT -              | OUT +    | OUT +        | OUT +            | IN                        | IN                  | IN                 | IN                  | IN            | IN                | IN                | IN  | IN       | IN                      | IN                           |                 |   |   |   |   |   |   |   |   |   |   |   |   |   |   |   |   |   |   |   |   |   |   |   |   |   |
| CAN1-H          | CAN1-L | CAN2-H | CAN2-L | CAN3-H | CAN3-L | Alternative blink. control | Alt. contr. centr. lock | Driver door sensor | Passengers door sensor | Trunk lid | Hood sense | Original alarm++ | Arming state | Lock factory remote | Unlock factory remote | Any button pressed | Handbrake / Parking | Speed 10kmph | Engine running | Engine speed (RPM) | Ignition | Key inserted | Footbrake        | Drivers door opening sim. | Turn off the engine | Turn on the engine | Turn signal control | Trunk release | Opening all doors | Closing all doors | GND | PWR +12V | Contr. of factory alarm | Contr.c.lock. when ign.is on | Comfort closure |   |   |   |   |   |   |   |   |   |   |   |   |   |   |   |   |   |   |   |   |   |   |   |   |   |
| 1               | 2      | 3      | 4      | 5      | 6      | 7                          | 8                       | 1                  | 2                      | 3         | 4          | 5                | 6            | 7                   | 8                     | 9                  | 10                  | 11           | 12             | 13                 | 14       | 15           | 1                | 2                         | 3                   | 4                  | 5                   | 6             | 7                 | 8                 | 9   | 10       | 11                      | 12                           | +               | + | + | + | + | + | + | + | + | + | + | + | + | + | + | + | + | + | + | + | + | + | + | + | + | + |

Attention:

**SEAT LEON (KL) (Hybrid) (Plug-in)** year: 2021 → with and without Keyless System program #: 13886 from: 2023-05-22

| connector 8 pin |        |        |        |        |        |                            |                         | connector 15 pin   |                        |           |            |                  |              |                     |                       |                    |                     |              |                |                    |          |              | connector 10 pin |                           |                     |                    |                     |               |                   |                   |     |          |                         |                              |                 |   |   |   |   |   |   |   |   |   |   |   |   |   |   |   |   |   |   |   |   |   |   |   |   |   |
|-----------------|--------|--------|--------|--------|--------|----------------------------|-------------------------|--------------------|------------------------|-----------|------------|------------------|--------------|---------------------|-----------------------|--------------------|---------------------|--------------|----------------|--------------------|----------|--------------|------------------|---------------------------|---------------------|--------------------|---------------------|---------------|-------------------|-------------------|-----|----------|-------------------------|------------------------------|-----------------|---|---|---|---|---|---|---|---|---|---|---|---|---|---|---|---|---|---|---|---|---|---|---|---|---|
| CAN H           | CAN L  | CAN H  | CAN L  | CAN H  | CAN L  | OUT +                      | OUT -                   | OUT -              | OUT -                  | OUT -     | OUT -      | OUT -            | OUT -        | OUT -               | OUT -                 | OUT -              | OUT -               | OUT -        | OUT -          | OUT -              | OUT +    | OUT +        | OUT +            | IN                        | IN                  | IN                 | IN                  | IN            | IN                | IN                | IN  | IN       | IN                      | IN                           |                 |   |   |   |   |   |   |   |   |   |   |   |   |   |   |   |   |   |   |   |   |   |   |   |   |   |
| CAN1-H          | CAN1-L | CAN2-H | CAN2-L | CAN3-H | CAN3-L | Alternative blink. control | Alt. contr. centr. lock | Driver door sensor | Passengers door sensor | Trunk lid | Hood sense | Original alarm++ | Arming state | Lock factory remote | Unlock factory remote | Any button pressed | Handbrake / Parking | Speed 10kmph | Engine running | Engine speed (RPM) | Ignition | Key inserted | Footbrake        | Drivers door opening sim. | Turn off the engine | Turn on the engine | Turn signal control | Trunk release | Opening all doors | Closing all doors | GND | PWR +12V | Contr. of factory alarm | Contr.c.lock. when ign.is on | Comfort closure |   |   |   |   |   |   |   |   |   |   |   |   |   |   |   |   |   |   |   |   |   |   |   |   |   |
| 1               | 2      | 3      | 4      | 5      | 6      | 7                          | 8                       | 1                  | 2                      | 3         | 4          | 5                | 6            | 7                   | 8                     | 9                  | 10                  | 11           | 12             | 13                 | 14       | 15           | 1                | 2                         | 3                   | 4                  | 5                   | 6             | 7                 | 8                 | 9   | 10       | 11                      | 12                           | +               | + | + | + | + | + | + | + | + | + | + | + | + | + | + | + | + | + | + | + | + | + | + | + | + | + |

Attention:

**SEAT LEON (5F) (Start-button)** year: 2019 → with and without Keyless System program #: 13485 from: 2023-05-22

| connector 8 pin |        |        |        |        |        |                            |                         | connector 15 pin   |                        |           |            |                  |              |                     |                       |                    |                     |              |                |                    |          |              | connector 10 pin |                           |                     |                    |                     |               |                   |                   |     |          |                         |                              |                 |   |   |   |   |   |   |   |   |   |   |   |   |   |   |   |   |   |   |   |   |   |   |   |   |   |
|-----------------|--------|--------|--------|--------|--------|----------------------------|-------------------------|--------------------|------------------------|-----------|------------|------------------|--------------|---------------------|-----------------------|--------------------|---------------------|--------------|----------------|--------------------|----------|--------------|------------------|---------------------------|---------------------|--------------------|---------------------|---------------|-------------------|-------------------|-----|----------|-------------------------|------------------------------|-----------------|---|---|---|---|---|---|---|---|---|---|---|---|---|---|---|---|---|---|---|---|---|---|---|---|---|
| CAN H           | CAN L  | CAN H  | CAN L  | CAN H  | CAN L  | OUT +                      | OUT -                   | OUT -              | OUT -                  | OUT -     | OUT -      | OUT -            | OUT -        | OUT -               | OUT -                 | OUT -              | OUT -               | OUT -        | OUT -          | OUT -              | OUT +    | OUT +        | OUT +            | IN                        | IN                  | IN                 | IN                  | IN            | IN                | IN                | IN  | IN       | IN                      | IN                           |                 |   |   |   |   |   |   |   |   |   |   |   |   |   |   |   |   |   |   |   |   |   |   |   |   |   |
| CAN1-H          | CAN1-L | CAN2-H | CAN2-L | CAN3-H | CAN3-L | Alternative blink. control | Alt. contr. centr. lock | Driver door sensor | Passengers door sensor | Trunk lid | Hood sense | Original alarm++ | Arming state | Lock factory remote | Unlock factory remote | Any button pressed | Handbrake / Parking | Speed 10kmph | Engine running | Engine speed (RPM) | Ignition | Key inserted | Footbrake        | Drivers door opening sim. | Turn off the engine | Turn on the engine | Turn signal control | Trunk release | Opening all doors | Closing all doors | GND | PWR +12V | Contr. of factory alarm | Contr.c.lock. when ign.is on | Comfort closure |   |   |   |   |   |   |   |   |   |   |   |   |   |   |   |   |   |   |   |   |   |   |   |   |   |
| 1               | 2      | 3      | 4      | 5      | 6      | 7                          | 8                       | 1                  | 2                      | 3         | 4          | 5                | 6            | 7                   | 8                     | 9                  | 10                  | 11           | 12             | 13                 | 14       | 15           | 1                | 2                         | 3                   | 4                  | 5                   | 6             | 7                 | 8                 | 9   | 10       | 11                      | 12                           | +               | + | + | + | + | + | + | + | + | + | + | + | + | + | + | + | + | + | + | + | + | + | + | + | + | + |

Attention:



## SEAT TARRACO (KN) (Start-button)

year: 2022 →

with and without Keyless System

program №: 14374

from: 2023-05-22

| connector 8 pin |        |        |        |        |        |                           |                         |
|-----------------|--------|--------|--------|--------|--------|---------------------------|-------------------------|
| CAN H           | CAN L  | CAN H  | CAN L  | CAN H  | CAN L  | OUT +                     | OUT -                   |
| CAN1-H          | CAN1-L | CAN2-H | CAN2-L | CAN3-H | CAN3-L | Alternative blink control | Alt. contr. centr. lock |
| 1               | 2      | 3      | 4      | 5      | 6      | 7                         | 8                       |
| +               | +      | +      | +      | +      | +      | +                         | +                       |

Attention:

| connector 15 pin   |                        |           |            |                  |              |                     |                       |                    |                     |              |                |                    |          |              |
|--------------------|------------------------|-----------|------------|------------------|--------------|---------------------|-----------------------|--------------------|---------------------|--------------|----------------|--------------------|----------|--------------|
| OUT -              | OUT -                  | OUT -     | OUT -      | OUT -            | OUT -        | OUT -               | OUT -                 | OUT -              | OUT -               | OUT -        | OUT -          | OUT -              | OUT +    | OUT +        |
| Driver door sensor | Passengers door sensor | Trunk lid | Hood sense | Original alarm++ | Arming state | Lock factory remote | Unlock factory remote | Any button pressed | Handbrake / Parking | Speed 10kmph | Engine running | Engine speed (RPM) | Ignition | Key inserted |
| 1                  | 2                      | 3         | 4          | 5                | 6            | 7                   | 8                     | 9                  | 10                  | 11           | 12             | 13                 | 14       | 15           |
| +                  | +                      | +         | +          | +                | +            | +                   | +                     | +                  | +                   | +            | +              | +                  | +        | +            |

| connector 10 pin |                           |                     |                    |                     |               |                   |                   |      |          |
|------------------|---------------------------|---------------------|--------------------|---------------------|---------------|-------------------|-------------------|------|----------|
| OUT +            | IN -                      | IN -                | IN -               | IN +                | IN -          | IN -              | IN -              | IN - | +        |
| Footbrake        | Drivers door opening sim. | Turn off the engine | Turn on the engine | Turn signal control | Trunk release | Opening all doors | Closing all doors | GND  | PWR +12V |
| 1                | 2                         | 3                   | 4                  | 5                   | 6             | 7                 | 8                 | 9    | 10       |
| +                | +                         | +                   | +                  | +                   | +             | +                 | +                 | +    | +        |

|                         |                              |                 |
|-------------------------|------------------------------|-----------------|
| Contr. of factory alarm | Contr.c.lock, when ign.is on | Comfort closure |
| +                       | +                            | +               |

## SEAT TARRACO (KN) (Start-button)

year: 2019 →

with and without Keyless System

program №: 13496

from: 2023-05-22

| connector 8 pin |        |        |        |        |        |                           |                         |
|-----------------|--------|--------|--------|--------|--------|---------------------------|-------------------------|
| CAN H           | CAN L  | CAN H  | CAN L  | CAN H  | CAN L  | OUT +                     | OUT -                   |
| CAN1-H          | CAN1-L | CAN2-H | CAN2-L | CAN3-H | CAN3-L | Alternative blink control | Alt. contr. centr. lock |
| 1               | 2      | 3      | 4      | 5      | 6      | 7                         | 8                       |
| +               | +      | +      | +      | +      | +      | +                         | +                       |

Attention:

| connector 15 pin   |                        |           |            |                  |              |                     |                       |                    |                     |              |                |                    |          |              |
|--------------------|------------------------|-----------|------------|------------------|--------------|---------------------|-----------------------|--------------------|---------------------|--------------|----------------|--------------------|----------|--------------|
| OUT -              | OUT -                  | OUT -     | OUT -      | OUT -            | OUT -        | OUT -               | OUT -                 | OUT -              | OUT -               | OUT -        | OUT -          | OUT -              | OUT +    | OUT +        |
| Driver door sensor | Passengers door sensor | Trunk lid | Hood sense | Original alarm++ | Arming state | Lock factory remote | Unlock factory remote | Any button pressed | Handbrake / Parking | Speed 10kmph | Engine running | Engine speed (RPM) | Ignition | Key inserted |
| 1                  | 2                      | 3         | 4          | 5                | 6            | 7                   | 8                     | 9                  | 10                  | 11           | 12             | 13                 | 14       | 15           |
| +                  | +                      | +         | +          | +                | +            | +                   | +                     | +                  | +                   | +            | +              | +                  | +        | +            |

| connector 10 pin |                           |                     |                    |                     |               |                   |                   |      |          |
|------------------|---------------------------|---------------------|--------------------|---------------------|---------------|-------------------|-------------------|------|----------|
| OUT +            | IN -                      | IN -                | IN -               | IN +                | IN -          | IN -              | IN -              | IN - | +        |
| Footbrake        | Drivers door opening sim. | Turn off the engine | Turn on the engine | Turn signal control | Trunk release | Opening all doors | Closing all doors | GND  | PWR +12V |
| 1                | 2                         | 3                   | 4                  | 5                   | 6             | 7                 | 8                 | 9    | 10       |
| +                | +                         | +                   | +                  | +                   | +             | +                 | +                 | +    | +        |

|                         |                              |                 |
|-------------------------|------------------------------|-----------------|
| Contr. of factory alarm | Contr.c.lock, when ign.is on | Comfort closure |
| +                       | +                            | +               |

## SEAT TOLEDO (NH)

year: 2016 →

with and without Keyless System

program №: 12741

from: 2023-05-22

| connector 8 pin |        |        |        |        |        |                           |                         |
|-----------------|--------|--------|--------|--------|--------|---------------------------|-------------------------|
| CAN H           | CAN L  | CAN H  | CAN L  | CAN H  | CAN L  | OUT +                     | OUT -                   |
| CAN1-H          | CAN1-L | CAN2-H | CAN2-L | CAN3-H | CAN3-L | Alternative blink control | Alt. contr. centr. lock |
| 1               | 2      | 3      | 4      | 5      | 6      | 7                         | 8                       |
| +               | +      | +      | +      | +      | +      | +                         | +                       |

Attention:

| connector 15 pin   |                        |           |            |                  |              |                     |                       |                    |                     |              |                |                    |          |              |
|--------------------|------------------------|-----------|------------|------------------|--------------|---------------------|-----------------------|--------------------|---------------------|--------------|----------------|--------------------|----------|--------------|
| OUT -              | OUT -                  | OUT -     | OUT -      | OUT -            | OUT -        | OUT -               | OUT -                 | OUT -              | OUT -               | OUT -        | OUT -          | OUT -              | OUT +    | OUT +        |
| Driver door sensor | Passengers door sensor | Trunk lid | Hood sense | Original alarm++ | Arming state | Lock factory remote | Unlock factory remote | Any button pressed | Handbrake / Parking | Speed 10kmph | Engine running | Engine speed (RPM) | Ignition | Key inserted |
| 1                  | 2                      | 3         | 4          | 5                | 6            | 7                   | 8                     | 9                  | 10                  | 11           | 12             | 13                 | 14       | 15           |
| +                  | +                      | +         | +          | +                | +            | +                   | +                     | +                  | +                   | +            | +              | +                  | +        | +            |

| connector 10 pin |                           |                     |                    |                     |               |                   |                   |      |          |
|------------------|---------------------------|---------------------|--------------------|---------------------|---------------|-------------------|-------------------|------|----------|
| OUT +            | IN -                      | IN -                | IN -               | IN +                | IN -          | IN -              | IN -              | IN - | +        |
| Footbrake        | Drivers door opening sim. | Turn off the engine | Turn on the engine | Turn signal control | Trunk release | Opening all doors | Closing all doors | GND  | PWR +12V |
| 1                | 2                         | 3                   | 4                  | 5                   | 6             | 7                 | 8                 | 9    | 10       |
| +                | +                         | +                   | +                  | +                   | +             | +                 | +                 | +    | +        |

|                         |                              |                 |
|-------------------------|------------------------------|-----------------|
| Contr. of factory alarm | Contr.c.lock, when ign.is on | Comfort closure |
| +                       | +                            | +               |

## SEAT TOLEDO (NH)

year: 2013 →

with and without Keyless System

program №: 11449

from: 2017-09-01

| connector 8 pin |        |        |        |        |        |                           |                         |
|-----------------|--------|--------|--------|--------|--------|---------------------------|-------------------------|
| CAN H           | CAN L  | CAN H  | CAN L  | CAN H  | CAN L  | OUT +                     | OUT -                   |
| CAN1-H          | CAN1-L | CAN2-H | CAN2-L | CAN3-H | CAN3-L | Alternative blink control | Alt. contr. centr. lock |
| 1               | 2      | 3      | 4      | 5      | 6      | 7                         | 8                       |
| +               | +      | +      | +      | +      | +      | +                         | +                       |

Attention:

| connector 15 pin   |                        |           |            |                  |              |                     |                       |                    |                     |              |                |                    |          |              |
|--------------------|------------------------|-----------|------------|------------------|--------------|---------------------|-----------------------|--------------------|---------------------|--------------|----------------|--------------------|----------|--------------|
| OUT -              | OUT -                  | OUT -     | OUT -      | OUT -            | OUT -        | OUT -               | OUT -                 | OUT -              | OUT -               | OUT -        | OUT -          | OUT -              | OUT +    | OUT +        |
| Driver door sensor | Passengers door sensor | Trunk lid | Hood sense | Original alarm++ | Arming state | Lock factory remote | Unlock factory remote | Any button pressed | Handbrake / Parking | Speed 10kmph | Engine running | Engine speed (RPM) | Ignition | Key inserted |
| 1                  | 2                      | 3         | 4          | 5                | 6            | 7                   | 8                     | 9                  | 10                  | 11           | 12             | 13                 | 14       | 15           |
| +                  | +                      | +         | +          | +                | +            | +                   | +                     | +                  | +                   | +            | +              | +                  | +        | +            |

| connector 10 pin |                           |                     |                    |                     |               |                   |                   |      |          |
|------------------|---------------------------|---------------------|--------------------|---------------------|---------------|-------------------|-------------------|------|----------|
| OUT +            | IN -                      | IN -                | IN -               | IN +                | IN -          | IN -              | IN -              | IN - | +        |
| Footbrake        | Drivers door opening sim. | Turn off the engine | Turn on the engine | Turn signal control | Trunk release | Opening all doors | Closing all doors | GND  | PWR +12V |
| 1                | 2                         | 3                   | 4                  | 5                   | 6             | 7                 | 8                 | 9    | 10       |
| +                | +                         | +                   | +                  | +                   | +             | +                 | +                 | +    | +        |

|                         |                              |                 |
|-------------------------|------------------------------|-----------------|
| Contr. of factory alarm | Contr.c.lock, when ign.is on | Comfort closure |
| +                       | +                            | +               |

## SEAT TOLEDO (5P)

year: 2005 →

with and without Keyless System

program №: 11111

from: 2017-09-01

| connector 8 pin |        |        |        |        |        |                           |                         |
|-----------------|--------|--------|--------|--------|--------|---------------------------|-------------------------|
| CAN H           | CAN L  | CAN H  | CAN L  | CAN H  | CAN L  | OUT +                     | OUT -                   |
| CAN1-H          | CAN1-L | CAN2-H | CAN2-L | CAN3-H | CAN3-L | Alternative blink control | Alt. contr. centr. lock |
| 1               | 2      | 3      | 4      | 5      | 6      | 7                         | 8                       |
| +               | +      | +      | +      | +      | +      | +                         | +                       |

Attention:

| connector 15 pin   |                        |           |            |                  |              |                     |                       |                    |                     |              |                |                    |          |              |
|--------------------|------------------------|-----------|------------|------------------|--------------|---------------------|-----------------------|--------------------|---------------------|--------------|----------------|--------------------|----------|--------------|
| OUT -              | OUT -                  | OUT -     | OUT -      | OUT -            | OUT -        | OUT -               | OUT -                 | OUT -              | OUT -               | OUT -        | OUT -          | OUT -              | OUT +    | OUT +        |
| Driver door sensor | Passengers door sensor | Trunk lid | Hood sense | Original alarm++ | Arming state | Lock factory remote | Unlock factory remote | Any button pressed | Handbrake / Parking | Speed 10kmph | Engine running | Engine speed (RPM) | Ignition | Key inserted |
| 1                  | 2                      | 3         | 4          | 5                | 6            | 7                   | 8                     | 9                  | 10                  | 11           | 12             | 13                 | 14       | 15           |
| +                  | +                      | +         | +          | +                | +            | +                   | +                     | +                  | +                   | +            | +              | +                  | +        | +            |

| connector 10 pin |                           |                     |                    |                     |               |                   |                   |      |          |
|------------------|---------------------------|---------------------|--------------------|---------------------|---------------|-------------------|-------------------|------|----------|
| OUT +            | IN -                      | IN -                | IN -               | IN +                | IN -          | IN -              | IN -              | IN - | +        |
| Footbrake        | Drivers door opening sim. | Turn off the engine | Turn on the engine | Turn signal control | Trunk release | Opening all doors | Closing all doors | GND  | PWR +12V |
| 1                | 2                         | 3                   | 4                  | 5                   | 6             | 7                 | 8                 | 9    | 10       |
| +                | +                         | +                   | +                  | +                   | +             | +                 | +                 | +    | +        |

|                         |                              |                 |
|-------------------------|------------------------------|-----------------|
| Contr. of factory alarm | Contr.c.lock, when ign.is on | Comfort closure |
| +                       | +                            | +               |

**SEAT TOLEDO (1M)**

year: 2002 →

program N: 11166

from: 2017-09-01

| connector 8 pin |        |        |        |        |        |                           |                         |
|-----------------|--------|--------|--------|--------|--------|---------------------------|-------------------------|
| CAN H           | CAN L  | CAN H  | CAN L  | CAN H  | CAN L  | OUT +                     | OUT -                   |
| CAN1-H          | CAN1-L | CAN2-H | CAN2-L | CAN3-H | CAN3-L | Alternative blink control | Alt. contr. centr. lock |
| 1               | 2      | 3      | 4      | 5      | 6      | 7                         | 8                       |
| +               | +      | +      | +      | +      | +      | +                         | +                       |

| connector 15 pin   |                        |           |            |                  |              |                     |                       |                    |                     |              |                |                    |          |              |
|--------------------|------------------------|-----------|------------|------------------|--------------|---------------------|-----------------------|--------------------|---------------------|--------------|----------------|--------------------|----------|--------------|
| OUT                | OUT                    | OUT       | OUT        | OUT              | OUT          | OUT                 | OUT                   | OUT                | OUT                 | OUT          | OUT            | OUT                | OUT      | OUT          |
| Driver door sensor | Passengers door sensor | Trunk lid | Hood sense | Original alarm++ | Arming state | Lock factory remote | Unlock factory remote | Any button pressed | Handbrake / Parking | Speed 10kmph | Engine running | Engine speed (RPM) | Ignition | Key inserted |
| 1                  | 2                      | 3         | 4          | 5                | 6            | 7                   | 8                     | 9                  | 10                  | 11           | 12             | 13                 | 14       | 15           |
| +                  | +                      | +         | +          | +                | +            | +                   | +                     | +                  | +                   | +            | +              | +                  | +        | +            |

| connector 10 pin |                           |                     |                    |                     |               |                   |                   |     |          |
|------------------|---------------------------|---------------------|--------------------|---------------------|---------------|-------------------|-------------------|-----|----------|
| OUT              | IN                        | IN                  | IN                 | IN                  | IN            | IN                | IN                | IN  | IN       |
| Footbrake        | Drivers door opening sim. | Turn off the engine | Turn on the engine | Turn signal control | Trunk release | Opening all doors | Closing all doors | GND | PWR +12V |
| 1                | 2                         | 3                   | 4                  | 5                   | 6             | 7                 | 8                 | 9   | 10       |
| +                | +                         | +                   | +                  | +                   | +             | +                 | +                 | +   | +        |

|            |                         |                              |                 |
|------------|-------------------------|------------------------------|-----------------|
| Attention: | Contr. of factory alarm | Contr. c.lock when ign is on | Comfort closure |
|------------|-------------------------|------------------------------|-----------------|

**SEGWAY SNARLER**

year: 2022 →

program N: 14216

from: 2022-04-29

| connector 8 pin |        |        |        |        |        |                           |                         |
|-----------------|--------|--------|--------|--------|--------|---------------------------|-------------------------|
| CAN H           | CAN L  | CAN H  | CAN L  | CAN H  | CAN L  | OUT +                     | OUT -                   |
| CAN1-H          | CAN1-L | CAN2-H | CAN2-L | CAN3-H | CAN3-L | Alternative blink control | Alt. contr. centr. lock |
| 1               | 2      | 3      | 4      | 5      | 6      | 7                         | 8                       |
| +               | +      | +      | +      | +      | +      | +                         | +                       |

| connector 15 pin   |                        |           |            |                  |              |                     |                       |                    |                     |              |                |                    |          |              |
|--------------------|------------------------|-----------|------------|------------------|--------------|---------------------|-----------------------|--------------------|---------------------|--------------|----------------|--------------------|----------|--------------|
| OUT                | OUT                    | OUT       | OUT        | OUT              | OUT          | OUT                 | OUT                   | OUT                | OUT                 | OUT          | OUT            | OUT                | OUT      | OUT          |
| Driver door sensor | Passengers door sensor | Trunk lid | Hood sense | Original alarm++ | Arming state | Lock factory remote | Unlock factory remote | Any button pressed | Handbrake / Parking | Speed 10kmph | Engine running | Engine speed (RPM) | Ignition | Key inserted |
| 1                  | 2                      | 3         | 4          | 5                | 6            | 7                   | 8                     | 9                  | 10                  | 11           | 12             | 13                 | 14       | 15           |
| +                  | +                      | +         | +          | +                | +            | +                   | +                     | +                  | +                   | +            | +              | +                  | +        | +            |

| connector 10 pin |                           |                     |                    |                     |               |                   |                   |     |          |
|------------------|---------------------------|---------------------|--------------------|---------------------|---------------|-------------------|-------------------|-----|----------|
| OUT              | IN                        | IN                  | IN                 | IN                  | IN            | IN                | IN                | IN  | IN       |
| Footbrake        | Drivers door opening sim. | Turn off the engine | Turn on the engine | Turn signal control | Trunk release | Opening all doors | Closing all doors | GND | PWR +12V |
| 1                | 2                         | 3                   | 4                  | 5                   | 6             | 7                 | 8                 | 9   | 10       |
| +                | +                         | +                   | +                  | +                   | +             | +                 | +                 | +   | +        |

|            |                         |                              |                 |
|------------|-------------------------|------------------------------|-----------------|
| Attention: | Contr. of factory alarm | Contr. c.lock when ign is on | Comfort closure |
|------------|-------------------------|------------------------------|-----------------|

**SKI-DOO SKANDIC LE 900 ACE**

year: 2024 →

program N: 14975

from: 2023-10-20

| connector 8 pin |        |        |        |        |        |                           |                         |
|-----------------|--------|--------|--------|--------|--------|---------------------------|-------------------------|
| CAN H           | CAN L  | CAN H  | CAN L  | CAN H  | CAN L  | OUT +                     | OUT -                   |
| CAN1-H          | CAN1-L | CAN2-H | CAN2-L | CAN3-H | CAN3-L | Alternative blink control | Alt. contr. centr. lock |
| 1               | 2      | 3      | 4      | 5      | 6      | 7                         | 8                       |
| +               | +      | +      | +      | +      | +      | +                         | +                       |

| connector 15 pin   |                        |           |            |                  |              |                     |                       |                    |                     |              |                |                    |          |              |
|--------------------|------------------------|-----------|------------|------------------|--------------|---------------------|-----------------------|--------------------|---------------------|--------------|----------------|--------------------|----------|--------------|
| OUT                | OUT                    | OUT       | OUT        | OUT              | OUT          | OUT                 | OUT                   | OUT                | OUT                 | OUT          | OUT            | OUT                | OUT      | OUT          |
| Driver door sensor | Passengers door sensor | Trunk lid | Hood sense | Original alarm++ | Arming state | Lock factory remote | Unlock factory remote | Any button pressed | Handbrake / Parking | Speed 10kmph | Engine running | Engine speed (RPM) | Ignition | Key inserted |
| 1                  | 2                      | 3         | 4          | 5                | 6            | 7                   | 8                     | 9                  | 10                  | 11           | 12             | 13                 | 14       | 15           |
| +                  | +                      | +         | +          | +                | +            | +                   | +                     | +                  | +                   | +            | +              | +                  | +        | +            |

| connector 10 pin |                           |                     |                    |                     |               |                   |                   |     |          |
|------------------|---------------------------|---------------------|--------------------|---------------------|---------------|-------------------|-------------------|-----|----------|
| OUT              | IN                        | IN                  | IN                 | IN                  | IN            | IN                | IN                | IN  | IN       |
| Footbrake        | Drivers door opening sim. | Turn off the engine | Turn on the engine | Turn signal control | Trunk release | Opening all doors | Closing all doors | GND | PWR +12V |
| 1                | 2                         | 3                   | 4                  | 5                   | 6             | 7                 | 8                 | 9   | 10       |
| +                | +                         | +                   | +                  | +                   | +             | +                 | +                 | +   | +        |

|            |                         |                              |                 |
|------------|-------------------------|------------------------------|-----------------|
| Attention: | Contr. of factory alarm | Contr. c.lock when ign is on | Comfort closure |
|------------|-------------------------|------------------------------|-----------------|

**SKODA CITIGO (AA)**

year: 2018 →

without Keyless System

program N: 12422

from: 2018-07-17

| connector 8 pin |        |        |        |        |        |                           |                         |
|-----------------|--------|--------|--------|--------|--------|---------------------------|-------------------------|
| CAN H           | CAN L  | CAN H  | CAN L  | CAN H  | CAN L  | OUT +                     | OUT -                   |
| CAN1-H          | CAN1-L | CAN2-H | CAN2-L | CAN3-H | CAN3-L | Alternative blink control | Alt. contr. centr. lock |
| 1               | 2      | 3      | 4      | 5      | 6      | 7                         | 8                       |
| +               | +      | +      | +      | +      | +      | +                         | +                       |

| connector 15 pin   |                        |           |            |                  |              |                     |                       |                    |                     |              |                |                    |          |              |
|--------------------|------------------------|-----------|------------|------------------|--------------|---------------------|-----------------------|--------------------|---------------------|--------------|----------------|--------------------|----------|--------------|
| OUT                | OUT                    | OUT       | OUT        | OUT              | OUT          | OUT                 | OUT                   | OUT                | OUT                 | OUT          | OUT            | OUT                | OUT      | OUT          |
| Driver door sensor | Passengers door sensor | Trunk lid | Hood sense | Original alarm++ | Arming state | Lock factory remote | Unlock factory remote | Any button pressed | Handbrake / Parking | Speed 10kmph | Engine running | Engine speed (RPM) | Ignition | Key inserted |
| 1                  | 2                      | 3         | 4          | 5                | 6            | 7                   | 8                     | 9                  | 10                  | 11           | 12             | 13                 | 14       | 15           |
| +                  | +                      | +         | +          | +                | +            | +                   | +                     | +                  | +                   | +            | +              | +                  | +        | +            |

| connector 10 pin |                           |                     |                    |                     |               |                   |                   |     |          |
|------------------|---------------------------|---------------------|--------------------|---------------------|---------------|-------------------|-------------------|-----|----------|
| OUT              | IN                        | IN                  | IN                 | IN                  | IN            | IN                | IN                | IN  | IN       |
| Footbrake        | Drivers door opening sim. | Turn off the engine | Turn on the engine | Turn signal control | Trunk release | Opening all doors | Closing all doors | GND | PWR +12V |
| 1                | 2                         | 3                   | 4                  | 5                   | 6             | 7                 | 8                 | 9   | 10       |
| +                | +                         | +                   | +                  | +                   | +             | +                 | +                 | +   | +        |

|            |                         |                              |                 |
|------------|-------------------------|------------------------------|-----------------|
| Attention: | Contr. of factory alarm | Contr. c.lock when ign is on | Comfort closure |
|------------|-------------------------|------------------------------|-----------------|

**SKODA CITIGO (AA)**

year: 2013 →

(without radio)

program N: 11449

from: 2017-09-01

| connector 8 pin |        |        |        |        |        |                           |                         |
|-----------------|--------|--------|--------|--------|--------|---------------------------|-------------------------|
| CAN H           | CAN L  | CAN H  | CAN L  | CAN H  | CAN L  | OUT +                     | OUT -                   |
| CAN1-H          | CAN1-L | CAN2-H | CAN2-L | CAN3-H | CAN3-L | Alternative blink control | Alt. contr. centr. lock |
| 1               | 2      | 3      | 4      | 5      | 6      | 7                         | 8                       |
| +               | +      | +      | +      | +      | +      | +                         | +                       |

| connector 15 pin   |                        |           |            |                  |              |                     |                       |                    |                     |              |                |                    |          |              |
|--------------------|------------------------|-----------|------------|------------------|--------------|---------------------|-----------------------|--------------------|---------------------|--------------|----------------|--------------------|----------|--------------|
| OUT                | OUT                    | OUT       | OUT        | OUT              | OUT          | OUT                 | OUT                   | OUT                | OUT                 | OUT          | OUT            | OUT                | OUT      | OUT          |
| Driver door sensor | Passengers door sensor | Trunk lid | Hood sense | Original alarm++ | Arming state | Lock factory remote | Unlock factory remote | Any button pressed | Handbrake / Parking | Speed 10kmph | Engine running | Engine speed (RPM) | Ignition | Key inserted |
| 1                  | 2                      | 3         | 4          | 5                | 6            | 7                   | 8                     | 9                  | 10                  | 11           | 12             | 13                 | 14       | 15           |
| +                  | +                      | +         | +          | +                | +            | +                   | +                     | +                  | +                   | +            | +              | +                  | +        | +            |

| connector 10 pin |                           |                     |                    |                     |               |                   |                   |     |          |
|------------------|---------------------------|---------------------|--------------------|---------------------|---------------|-------------------|-------------------|-----|----------|
| OUT              | IN                        | IN                  | IN                 | IN                  | IN            | IN                | IN                | IN  | IN       |
| Footbrake        | Drivers door opening sim. | Turn off the engine | Turn on the engine | Turn signal control | Trunk release | Opening all doors | Closing all doors | GND | PWR +12V |
| 1                | 2                         | 3                   | 4                  | 5                   | 6             | 7                 | 8                 | 9   | 10       |
| +                | +                         | +                   | +                  | +                   | +             | +                 | +                 | +   | +        |

|            |                         |                              |                 |
|------------|-------------------------|------------------------------|-----------------|
| Attention: | Contr. of factory alarm | Contr. c.lock when ign is on | Comfort closure |
|------------|-------------------------|------------------------------|-----------------|

**SKODA CITIGO (AA)**

year: 2013 →

program № 11449

from: 2017-09-01

| connector 8 pin |        |        |        |        |        |                           |                         |
|-----------------|--------|--------|--------|--------|--------|---------------------------|-------------------------|
| CAN H           | CAN L  | CAN H  | CAN L  | CAN H  | CAN L  | OUT +                     | OUT -                   |
| CAN1-H          | CAN1-L | CAN2-H | CAN2-L | CAN3-H | CAN3-L | Alternative blink control | Alt. contr. centr. lock |
| 1               | 2      | 3      | 4      | 5      | 6      | 7                         | 8                       |
| +               | +      | +      | +      | +      | +      | +                         | +                       |

| connector 15 pin   |                        |           |            |                  |              |                     |                       |                    |                     |              |                |                    |          |              |
|--------------------|------------------------|-----------|------------|------------------|--------------|---------------------|-----------------------|--------------------|---------------------|--------------|----------------|--------------------|----------|--------------|
| OUT                | OUT                    | OUT       | OUT        | OUT              | OUT          | OUT                 | OUT                   | OUT                | OUT                 | OUT          | OUT            | OUT                | OUT      | OUT          |
| Driver door sensor | Passengers door sensor | Trunk lid | Hood sense | Original alarm++ | Arming state | Lock factory remote | Unlock factory remote | Any button pressed | Handbrake / Parking | Speed 10kmph | Engine running | Engine speed (RPM) | Ignition | Key inserted |
| 1                  | 2                      | 3         | 4          | 5                | 6            | 7                   | 8                     | 9                  | 10                  | 11           | 12             | 13                 | 14       | 15           |
| +                  | +                      | +         | +          | +                | +            | +                   | +                     | +                  | +                   | +            | +              | +                  | +        | +            |

| connector 10 pin |                           |                     |                    |                     |               |                   |                   |     |          |
|------------------|---------------------------|---------------------|--------------------|---------------------|---------------|-------------------|-------------------|-----|----------|
| OUT              | IN                        | IN                  | IN                 | IN                  | IN            | IN                | IN                | IN  | IN       |
| Footbrake        | Drivers door opening sim. | Turn off the engine | Turn on the engine | Turn signal control | Trunk release | Opening all doors | Closing all doors | GND | PWR +12V |
| 1                | 2                         | 3                   | 4                  | 5                   | 6             | 7                 | 8                 | 9   | 10       |
| +                | +                         | +                   | +                  | +                   | +             | +                 | +                 | +   | +        |

|                         |                              |                 |
|-------------------------|------------------------------|-----------------|
| Contr. of factory alarm | Contr.c.lock. when ign.is on | Comfort closure |
| +                       | +                            | +               |

Attention:

**SKODA CITIGOe (AA) (Electric)**

year: 2020 →

with and without Keyless System

program № 12937

from: 2020-05-26

| connector 8 pin |        |        |        |        |        |                           |                         |
|-----------------|--------|--------|--------|--------|--------|---------------------------|-------------------------|
| CAN H           | CAN L  | CAN H  | CAN L  | CAN H  | CAN L  | OUT +                     | OUT -                   |
| CAN1-H          | CAN1-L | CAN2-H | CAN2-L | CAN3-H | CAN3-L | Alternative blink control | Alt. contr. centr. lock |
| 1               | 2      | 3      | 4      | 5      | 6      | 7                         | 8                       |
| +               | +      | +      | +      | +      | +      | +                         | +                       |

| connector 15 pin   |                        |           |            |                  |              |                     |                       |                    |                     |              |                |                    |          |              |
|--------------------|------------------------|-----------|------------|------------------|--------------|---------------------|-----------------------|--------------------|---------------------|--------------|----------------|--------------------|----------|--------------|
| OUT                | OUT                    | OUT       | OUT        | OUT              | OUT          | OUT                 | OUT                   | OUT                | OUT                 | OUT          | OUT            | OUT                | OUT      | OUT          |
| Driver door sensor | Passengers door sensor | Trunk lid | Hood sense | Original alarm++ | Arming state | Lock factory remote | Unlock factory remote | Any button pressed | Handbrake / Parking | Speed 10kmph | Engine running | Engine speed (RPM) | Ignition | Key inserted |
| 1                  | 2                      | 3         | 4          | 5                | 6            | 7                   | 8                     | 9                  | 10                  | 11           | 12             | 13                 | 14       | 15           |
| +                  | +                      | +         | +          | +                | +            | +                   | +                     | +                  | +                   | +            | +              | +                  | +        | +            |

| connector 10 pin |                           |                     |                    |                     |               |                   |                   |     |          |
|------------------|---------------------------|---------------------|--------------------|---------------------|---------------|-------------------|-------------------|-----|----------|
| OUT              | IN                        | IN                  | IN                 | IN                  | IN            | IN                | IN                | IN  | IN       |
| Footbrake        | Drivers door opening sim. | Turn off the engine | Turn on the engine | Turn signal control | Trunk release | Opening all doors | Closing all doors | GND | PWR +12V |
| 1                | 2                         | 3                   | 4                  | 5                   | 6             | 7                 | 8                 | 9   | 10       |
| +                | +                         | +                   | +                  | +                   | +             | +                 | +                 | +   | +        |

|                         |                              |                 |
|-------------------------|------------------------------|-----------------|
| Contr. of factory alarm | Contr.c.lock. when ign.is on | Comfort closure |
| +                       | +                            | +               |

Attention:

**SKODA ENYAQ IV (NY) (Electric)**

year: 2021 →

with and without Keyless System

program № 14442

from: 2023-05-22

| connector 8 pin |        |        |        |        |        |                           |                         |
|-----------------|--------|--------|--------|--------|--------|---------------------------|-------------------------|
| CAN H           | CAN L  | CAN H  | CAN L  | CAN H  | CAN L  | OUT +                     | OUT -                   |
| CAN1-H          | CAN1-L | CAN2-H | CAN2-L | CAN3-H | CAN3-L | Alternative blink control | Alt. contr. centr. lock |
| 1               | 2      | 3      | 4      | 5      | 6      | 7                         | 8                       |
| +               | +      | +      | +      | +      | +      | +                         | +                       |

| connector 15 pin   |                        |           |            |                  |              |                     |                       |                    |                     |              |                |                    |          |              |
|--------------------|------------------------|-----------|------------|------------------|--------------|---------------------|-----------------------|--------------------|---------------------|--------------|----------------|--------------------|----------|--------------|
| OUT                | OUT                    | OUT       | OUT        | OUT              | OUT          | OUT                 | OUT                   | OUT                | OUT                 | OUT          | OUT            | OUT                | OUT      | OUT          |
| Driver door sensor | Passengers door sensor | Trunk lid | Hood sense | Original alarm++ | Arming state | Lock factory remote | Unlock factory remote | Any button pressed | Handbrake / Parking | Speed 10kmph | Engine running | Engine speed (RPM) | Ignition | Key inserted |
| 1                  | 2                      | 3         | 4          | 5                | 6            | 7                   | 8                     | 9                  | 10                  | 11           | 12             | 13                 | 14       | 15           |
| +                  | +                      | +         | +          | +                | +            | +                   | +                     | +                  | +                   | +            | +              | +                  | +        | +            |

| connector 10 pin |                           |                     |                    |                     |               |                   |                   |     |          |
|------------------|---------------------------|---------------------|--------------------|---------------------|---------------|-------------------|-------------------|-----|----------|
| OUT              | IN                        | IN                  | IN                 | IN                  | IN            | IN                | IN                | IN  | IN       |
| Footbrake        | Drivers door opening sim. | Turn off the engine | Turn on the engine | Turn signal control | Trunk release | Opening all doors | Closing all doors | GND | PWR +12V |
| 1                | 2                         | 3                   | 4                  | 5                   | 6             | 7                 | 8                 | 9   | 10       |
| +                | +                         | +                   | +                  | +                   | +             | +                 | +                 | +   | +        |

|                         |                              |                 |
|-------------------------|------------------------------|-----------------|
| Contr. of factory alarm | Contr.c.lock. when ign.is on | Comfort closure |
| +                       | +                            | +               |

Attention:

**SKODA FABIA IV (PJ) (Start-button)**

year: 2022 →

with and without Keyless System

program № 13975

from: 2023-05-22

| connector 8 pin |        |        |        |        |        |                           |                         |
|-----------------|--------|--------|--------|--------|--------|---------------------------|-------------------------|
| CAN H           | CAN L  | CAN H  | CAN L  | CAN H  | CAN L  | OUT +                     | OUT -                   |
| CAN1-H          | CAN1-L | CAN2-H | CAN2-L | CAN3-H | CAN3-L | Alternative blink control | Alt. contr. centr. lock |
| 1               | 2      | 3      | 4      | 5      | 6      | 7                         | 8                       |
| +               | +      | +      | +      | +      | +      | +                         | +                       |

| connector 15 pin   |                        |           |            |                  |              |                     |                       |                    |                     |              |                |                    |          |              |
|--------------------|------------------------|-----------|------------|------------------|--------------|---------------------|-----------------------|--------------------|---------------------|--------------|----------------|--------------------|----------|--------------|
| OUT                | OUT                    | OUT       | OUT        | OUT              | OUT          | OUT                 | OUT                   | OUT                | OUT                 | OUT          | OUT            | OUT                | OUT      | OUT          |
| Driver door sensor | Passengers door sensor | Trunk lid | Hood sense | Original alarm++ | Arming state | Lock factory remote | Unlock factory remote | Any button pressed | Handbrake / Parking | Speed 10kmph | Engine running | Engine speed (RPM) | Ignition | Key inserted |
| 1                  | 2                      | 3         | 4          | 5                | 6            | 7                   | 8                     | 9                  | 10                  | 11           | 12             | 13                 | 14       | 15           |
| +                  | +                      | +         | +          | +                | +            | +                   | +                     | +                  | +                   | +            | +              | +                  | +        | +            |

| connector 10 pin |                           |                     |                    |                     |               |                   |                   |     |          |
|------------------|---------------------------|---------------------|--------------------|---------------------|---------------|-------------------|-------------------|-----|----------|
| OUT              | IN                        | IN                  | IN                 | IN                  | IN            | IN                | IN                | IN  | IN       |
| Footbrake        | Drivers door opening sim. | Turn off the engine | Turn on the engine | Turn signal control | Trunk release | Opening all doors | Closing all doors | GND | PWR +12V |
| 1                | 2                         | 3                   | 4                  | 5                   | 6             | 7                 | 8                 | 9   | 10       |
| +                | +                         | +                   | +                  | +                   | +             | +                 | +                 | +   | +        |

|                         |                              |                 |
|-------------------------|------------------------------|-----------------|
| Contr. of factory alarm | Contr.c.lock. when ign.is on | Comfort closure |
| +                       | +                            | +               |

Attention:

**SKODA FABIA III (NJ)**

year: 2015 →

with and without Keyless System

program № 11391

from: 2023-05-22

| connector 8 pin |        |        |        |        |        |                           |                         |
|-----------------|--------|--------|--------|--------|--------|---------------------------|-------------------------|
| CAN H           | CAN L  | CAN H  | CAN L  | CAN H  | CAN L  | OUT +                     | OUT -                   |
| CAN1-H          | CAN1-L | CAN2-H | CAN2-L | CAN3-H | CAN3-L | Alternative blink control | Alt. contr. centr. lock |
| 1               | 2      | 3      | 4      | 5      | 6      | 7                         | 8                       |
| +               | +      | +      | +      | +      | +      | +                         | +                       |

| connector 15 pin   |                        |           |            |                  |              |                     |                       |                    |                     |              |                |                    |          |              |
|--------------------|------------------------|-----------|------------|------------------|--------------|---------------------|-----------------------|--------------------|---------------------|--------------|----------------|--------------------|----------|--------------|
| OUT                | OUT                    | OUT       | OUT        | OUT              | OUT          | OUT                 | OUT                   | OUT                | OUT                 | OUT          | OUT            | OUT                | OUT      | OUT          |
| Driver door sensor | Passengers door sensor | Trunk lid | Hood sense | Original alarm++ | Arming state | Lock factory remote | Unlock factory remote | Any button pressed | Handbrake / Parking | Speed 10kmph | Engine running | Engine speed (RPM) | Ignition | Key inserted |
| 1                  | 2                      | 3         | 4          | 5                | 6            | 7                   | 8                     | 9                  | 10                  | 11           | 12             | 13                 | 14       | 15           |
| +                  | +                      | +         | +          | +                | +            | +                   | +                     | +                  | +                   | +            | +              | +                  | +        | +            |

| connector 10 pin |                           |                     |                    |                     |               |                   |                   |     |          |
|------------------|---------------------------|---------------------|--------------------|---------------------|---------------|-------------------|-------------------|-----|----------|
| OUT              | IN                        | IN                  | IN                 | IN                  | IN            | IN                | IN                | IN  | IN       |
| Footbrake        | Drivers door opening sim. | Turn off the engine | Turn on the engine | Turn signal control | Trunk release | Opening all doors | Closing all doors | GND | PWR +12V |
| 1                | 2                         | 3                   | 4                  | 5                   | 6             | 7                 | 8                 | 9   | 10       |
| +                | +                         | +                   | +                  | +                   | +             | +                 | +                 | +   | +        |

|                         |                              |                 |
|-------------------------|------------------------------|-----------------|
| Contr. of factory alarm | Contr.c.lock. when ign.is on | Comfort closure |
| +                       | +                            | +               |

Attention:

| SKODA FABIA II (5J) |        |        |        |        |        |       |       |       |       | year: 2013 →       |                        |                  |            |                  |              |                     |                       |                    |                     | with and without Keyless System |                |                    |          |                  |           |                           |                     |                    |                     | program №: 11449 |                   |                   |     |          |    |    |                         |                              |                 | from: 2017-09-01 |  |  |  |  |  |  |  |  |  |
|---------------------|--------|--------|--------|--------|--------|-------|-------|-------|-------|--------------------|------------------------|------------------|------------|------------------|--------------|---------------------|-----------------------|--------------------|---------------------|---------------------------------|----------------|--------------------|----------|------------------|-----------|---------------------------|---------------------|--------------------|---------------------|------------------|-------------------|-------------------|-----|----------|----|----|-------------------------|------------------------------|-----------------|------------------|--|--|--|--|--|--|--|--|--|
| connector 8 pin     |        |        |        |        |        |       |       | OUT + |       | OUT -              |                        | connector 15 pin |            |                  |              |                     |                       |                    |                     | OUT +                           |                | OUT -              |          | connector 10 pin |           |                           |                     |                    |                     |                  |                   | OUT +             |     | OUT -    |    |    |                         |                              |                 |                  |  |  |  |  |  |  |  |  |  |
| CAN H               | CAN L  | CAN H  | CAN L  | CAN H  | CAN L  | CAN H | CAN L | OUT + | OUT - | OUT                | OUT                    | OUT              | OUT        | OUT              | OUT          | OUT                 | OUT                   | OUT +              | OUT -               | OUT                             | IN             | IN                 | IN       | IN               | IN        | IN                        | IN                  | OUT +              | OUT -               | OUT              | IN                | IN                | IN  | IN       | IN | IN | IN                      |                              |                 |                  |  |  |  |  |  |  |  |  |  |
| CAN1-H              | CAN1-L | CAN2-H | CAN2-L | CAN3-H | CAN3-L |       |       |       |       | Driver door sensor | Passengers door sensor | Trunk lid        | Hood sense | Original alarm++ | Arming state | Lock factory remote | Unlock factory remote | Any button pressed | Handbrake / Parking | Speed 10kmph                    | Engine running | Engine speed (RPM) | Ignition | Key inserted     | Footbrake | Drivers door opening sim. | Turn off the engine | Turn on the engine | Turn signal control | Trunk release    | Opening all doors | Closing all doors | GND | PWR +12V |    |    | Contr. of factory alarm | Contr.c.lock. when ign.is on | Comfort closure |                  |  |  |  |  |  |  |  |  |  |
| 1                   | 2      | 3      | 4      | 5      | 6      |       |       |       |       | 1                  | 2                      | 3                | 4          | 5                | 6            | 7                   | 8                     | 9                  | 10                  | 11                              | 12             | 13                 | 14       | 15               | 1         | 2                         | 3                   | 4                  | 5                   | 6                | 7                 | 8                 | 9   | 10       |    |    |                         |                              |                 |                  |  |  |  |  |  |  |  |  |  |
| +                   | +      | +      | +      |        |        |       |       |       |       | +                  | +                      | +                | +          | +                | +            | +                   | +                     | +                  | +                   | +                               | +              | +                  | +        | +                | +         | +                         | +                   | +                  | +                   | +                | +                 | +                 | +   | +        |    |    |                         |                              |                 |                  |  |  |  |  |  |  |  |  |  |

Attention:

| SKODA FABIA II (5J) |        |        |        |        |        |       |       |       |       | year: 2010 →       |                        |                  |            |                  |              |                     |                       |                    |                     | with and without Keyless System |                |                    |          |                  |           |                           |                     |                    |                     | program №: 11176 |                   |                   |     |          |    |    |                         |                              |                 | from: 2017-09-01 |  |  |  |  |  |  |  |  |  |
|---------------------|--------|--------|--------|--------|--------|-------|-------|-------|-------|--------------------|------------------------|------------------|------------|------------------|--------------|---------------------|-----------------------|--------------------|---------------------|---------------------------------|----------------|--------------------|----------|------------------|-----------|---------------------------|---------------------|--------------------|---------------------|------------------|-------------------|-------------------|-----|----------|----|----|-------------------------|------------------------------|-----------------|------------------|--|--|--|--|--|--|--|--|--|
| connector 8 pin     |        |        |        |        |        |       |       | OUT + |       | OUT -              |                        | connector 15 pin |            |                  |              |                     |                       |                    |                     | OUT +                           |                | OUT -              |          | connector 10 pin |           |                           |                     |                    |                     |                  |                   | OUT +             |     | OUT -    |    |    |                         |                              |                 |                  |  |  |  |  |  |  |  |  |  |
| CAN H               | CAN L  | CAN H  | CAN L  | CAN H  | CAN L  | CAN H | CAN L | OUT + | OUT - | OUT                | OUT                    | OUT              | OUT        | OUT              | OUT          | OUT                 | OUT                   | OUT +              | OUT -               | OUT                             | IN             | IN                 | IN       | IN               | IN        | IN                        | IN                  | OUT +              | OUT -               | OUT              | IN                | IN                | IN  | IN       | IN | IN | IN                      |                              |                 |                  |  |  |  |  |  |  |  |  |  |
| CAN1-H              | CAN1-L | CAN2-H | CAN2-L | CAN3-H | CAN3-L |       |       |       |       | Driver door sensor | Passengers door sensor | Trunk lid        | Hood sense | Original alarm++ | Arming state | Lock factory remote | Unlock factory remote | Any button pressed | Handbrake / Parking | Speed 10kmph                    | Engine running | Engine speed (RPM) | Ignition | Key inserted     | Footbrake | Drivers door opening sim. | Turn off the engine | Turn on the engine | Turn signal control | Trunk release    | Opening all doors | Closing all doors | GND | PWR +12V |    |    | Contr. of factory alarm | Contr.c.lock. when ign.is on | Comfort closure |                  |  |  |  |  |  |  |  |  |  |
| 1                   | 2      | 3      | 4      | 5      | 6      |       |       |       |       | 1                  | 2                      | 3                | 4          | 5                | 6            | 7                   | 8                     | 9                  | 10                  | 11                              | 12             | 13                 | 14       | 15               | 1         | 2                         | 3                   | 4                  | 5                   | 6                | 7                 | 8                 | 9   | 10       |    |    |                         |                              |                 |                  |  |  |  |  |  |  |  |  |  |
| +                   | +      | +      | +      |        |        |       |       |       |       | +                  | +                      | +                | +          | +                | +            | +                   | +                     | +                  | +                   | +                               | +              | +                  | +        | +                | +         | +                         | +                   | +                  | +                   | +                | +                 | +                 | +   | +        |    |    |                         |                              |                 |                  |  |  |  |  |  |  |  |  |  |

Attention:

| SKODA FABIA II (5J) |        |        |        |        |        |       |       |       |       | year: 2007 →       |                        |                  |            |                  |              |                     |                       |                    |                     | with and without Keyless System |                |                    |          |                  |           |                           |                     |                    |                     | program №: 11161 |                   |                   |     |          |    |    |                         |                              |                 | from: 2017-09-01 |  |  |  |  |  |  |  |  |  |
|---------------------|--------|--------|--------|--------|--------|-------|-------|-------|-------|--------------------|------------------------|------------------|------------|------------------|--------------|---------------------|-----------------------|--------------------|---------------------|---------------------------------|----------------|--------------------|----------|------------------|-----------|---------------------------|---------------------|--------------------|---------------------|------------------|-------------------|-------------------|-----|----------|----|----|-------------------------|------------------------------|-----------------|------------------|--|--|--|--|--|--|--|--|--|
| connector 8 pin     |        |        |        |        |        |       |       | OUT + |       | OUT -              |                        | connector 15 pin |            |                  |              |                     |                       |                    |                     | OUT +                           |                | OUT -              |          | connector 10 pin |           |                           |                     |                    |                     |                  |                   | OUT +             |     | OUT -    |    |    |                         |                              |                 |                  |  |  |  |  |  |  |  |  |  |
| CAN H               | CAN L  | CAN H  | CAN L  | CAN H  | CAN L  | CAN H | CAN L | OUT + | OUT - | OUT                | OUT                    | OUT              | OUT        | OUT              | OUT          | OUT                 | OUT                   | OUT +              | OUT -               | OUT                             | IN             | IN                 | IN       | IN               | IN        | IN                        | IN                  | OUT +              | OUT -               | OUT              | IN                | IN                | IN  | IN       | IN | IN | IN                      |                              |                 |                  |  |  |  |  |  |  |  |  |  |
| CAN1-H              | CAN1-L | CAN2-H | CAN2-L | CAN3-H | CAN3-L |       |       |       |       | Driver door sensor | Passengers door sensor | Trunk lid        | Hood sense | Original alarm++ | Arming state | Lock factory remote | Unlock factory remote | Any button pressed | Handbrake / Parking | Speed 10kmph                    | Engine running | Engine speed (RPM) | Ignition | Key inserted     | Footbrake | Drivers door opening sim. | Turn off the engine | Turn on the engine | Turn signal control | Trunk release    | Opening all doors | Closing all doors | GND | PWR +12V |    |    | Contr. of factory alarm | Contr.c.lock. when ign.is on | Comfort closure |                  |  |  |  |  |  |  |  |  |  |
| 1                   | 2      | 3      | 4      | 5      | 6      |       |       |       |       | 1                  | 2                      | 3                | 4          | 5                | 6            | 7                   | 8                     | 9                  | 10                  | 11                              | 12             | 13                 | 14       | 15               | 1         | 2                         | 3                   | 4                  | 5                   | 6                | 7                 | 8                 | 9   | 10       |    |    |                         |                              |                 |                  |  |  |  |  |  |  |  |  |  |
| +                   | +      | +      | +      |        |        |       |       |       |       | +                  | +                      | +                | +          | +                | +            | +                   | +                     | +                  | +                   | +                               | +              | +                  | +        | +                | +         | +                         | +                   | +                  | +                   | +                | +                 | +                 | +   | +        |    |    |                         |                              |                 |                  |  |  |  |  |  |  |  |  |  |

Attention:

| SKODA FABIA I (6Y) |        |        |        |        |        |       |       |       |       | year: 2000 →       |                        |                  |            |                  |              |                     |                       |                    |                     | without Keyless System |                |                    |          |                  |           |                           |                     |                    |                     | program №: 11161 |                   |                   |     |          |    |    |                         |                              |                 | from: 2017-09-01 |  |  |  |  |  |  |  |  |  |
|--------------------|--------|--------|--------|--------|--------|-------|-------|-------|-------|--------------------|------------------------|------------------|------------|------------------|--------------|---------------------|-----------------------|--------------------|---------------------|------------------------|----------------|--------------------|----------|------------------|-----------|---------------------------|---------------------|--------------------|---------------------|------------------|-------------------|-------------------|-----|----------|----|----|-------------------------|------------------------------|-----------------|------------------|--|--|--|--|--|--|--|--|--|
| connector 8 pin    |        |        |        |        |        |       |       | OUT + |       | OUT -              |                        | connector 15 pin |            |                  |              |                     |                       |                    |                     | OUT +                  |                | OUT -              |          | connector 10 pin |           |                           |                     |                    |                     |                  |                   | OUT +             |     | OUT -    |    |    |                         |                              |                 |                  |  |  |  |  |  |  |  |  |  |
| CAN H              | CAN L  | CAN H  | CAN L  | CAN H  | CAN L  | CAN H | CAN L | OUT + | OUT - | OUT                | OUT                    | OUT              | OUT        | OUT              | OUT          | OUT                 | OUT                   | OUT +              | OUT -               | OUT                    | IN             | IN                 | IN       | IN               | IN        | IN                        | IN                  | OUT +              | OUT -               | OUT              | IN                | IN                | IN  | IN       | IN | IN | IN                      |                              |                 |                  |  |  |  |  |  |  |  |  |  |
| CAN1-H             | CAN1-L | CAN2-H | CAN2-L | CAN3-H | CAN3-L |       |       |       |       | Driver door sensor | Passengers door sensor | Trunk lid        | Hood sense | Original alarm++ | Arming state | Lock factory remote | Unlock factory remote | Any button pressed | Handbrake / Parking | Speed 10kmph           | Engine running | Engine speed (RPM) | Ignition | Key inserted     | Footbrake | Drivers door opening sim. | Turn off the engine | Turn on the engine | Turn signal control | Trunk release    | Opening all doors | Closing all doors | GND | PWR +12V |    |    | Contr. of factory alarm | Contr.c.lock. when ign.is on | Comfort closure |                  |  |  |  |  |  |  |  |  |  |
| 1                  | 2      | 3      | 4      | 5      | 6      |       |       |       |       | 1                  | 2                      | 3                | 4          | 5                | 6            | 7                   | 8                     | 9                  | 10                  | 11                     | 12             | 13                 | 14       | 15               | 1         | 2                         | 3                   | 4                  | 5                   | 6                | 7                 | 8                 | 9   | 10       |    |    |                         |                              |                 |                  |  |  |  |  |  |  |  |  |  |
| +                  | +      | +      | +      |        |        |       |       |       |       | +                  | +                      | +                | +          | +                | +            | +                   | +                     | +                  | +                   | +                      | +              | +                  | +        | +                | +         | +                         | +                   | +                  | +                   | +                | +                 | +                 | +   | +        |    |    |                         |                              |                 |                  |  |  |  |  |  |  |  |  |  |

Attention:

| SKODA FABIA CLASSIC III (NJ) (Regular-key) |        |        |        |        |        |       |       |       |       | year: 2018 →       |                        |                  |            |                  |              |                     |                       |                    |                     | without Keyless System |                |                    |          |                  |           |                           |                     |                    |                     | program №: 14349 |                   |                   |     |          |    |    |                         |                              |                 | from: 2023-05-22 |  |  |  |  |  |  |  |  |  |
|--------------------------------------------|--------|--------|--------|--------|--------|-------|-------|-------|-------|--------------------|------------------------|------------------|------------|------------------|--------------|---------------------|-----------------------|--------------------|---------------------|------------------------|----------------|--------------------|----------|------------------|-----------|---------------------------|---------------------|--------------------|---------------------|------------------|-------------------|-------------------|-----|----------|----|----|-------------------------|------------------------------|-----------------|------------------|--|--|--|--|--|--|--|--|--|
| connector 8 pin                            |        |        |        |        |        |       |       | OUT + |       | OUT -              |                        | connector 15 pin |            |                  |              |                     |                       |                    |                     | OUT +                  |                | OUT -              |          | connector 10 pin |           |                           |                     |                    |                     |                  |                   | OUT +             |     | OUT -    |    |    |                         |                              |                 |                  |  |  |  |  |  |  |  |  |  |
| CAN H                                      | CAN L  | CAN H  | CAN L  | CAN H  | CAN L  | CAN H | CAN L | OUT + | OUT - | OUT                | OUT                    | OUT              | OUT        | OUT              | OUT          | OUT                 | OUT                   | OUT +              | OUT -               | OUT                    | IN             | IN                 | IN       | IN               | IN        | IN                        | IN                  | OUT +              | OUT -               | OUT              | IN                | IN                | IN  | IN       | IN | IN | IN                      |                              |                 |                  |  |  |  |  |  |  |  |  |  |
| CAN1-H                                     | CAN1-L | CAN2-H | CAN2-L | CAN3-H | CAN3-L |       |       |       |       | Driver door sensor | Passengers door sensor | Trunk lid        | Hood sense | Original alarm++ | Arming state | Lock factory remote | Unlock factory remote | Any button pressed | Handbrake / Parking | Speed 10kmph           | Engine running | Engine speed (RPM) | Ignition | Key inserted     | Footbrake | Drivers door opening sim. | Turn off the engine | Turn on the engine | Turn signal control | Trunk release    | Opening all doors | Closing all doors | GND | PWR +12V |    |    | Contr. of factory alarm | Contr.c.lock. when ign.is on | Comfort closure |                  |  |  |  |  |  |  |  |  |  |
| 1                                          | 2      | 3      | 4      | 5      | 6      |       |       |       |       | 1                  | 2                      | 3                | 4          | 5                | 6            | 7                   | 8                     | 9                  | 10                  | 11                     | 12             | 13                 | 14       | 15               | 1         | 2                         | 3                   | 4                  | 5                   | 6                | 7                 | 8                 | 9   | 10       |    |    |                         |                              |                 |                  |  |  |  |  |  |  |  |  |  |
| +                                          | +      | +      | +      |        |        |       |       |       |       | +                  | +                      | +                | +          | +                | +            | +                   | +                     | +                  | +                   | +                      | +              | +                  | +        | +                | +         | +                         | +                   | +                  | +                   | +                | +                 | +                 | +   | +        |    |    |                         |                              |                 |                  |  |  |  |  |  |  |  |  |  |

Attention:

Switches

**SKODA KAMIQ (NW) (Start-button)**

year: 2019 →

with and without Keyless System

program №: 12986

from: 2023-05-22

| connector 8 pin |        |        |        |        |        |                           |                         |
|-----------------|--------|--------|--------|--------|--------|---------------------------|-------------------------|
| CAN H           | CAN L  | CAN H  | CAN L  | CAN H  | CAN L  | OUT +                     | OUT -                   |
| CAN1-H          | CAN1-L | CAN2-H | CAN2-L | CAN3-H | CAN3-L | Alternative blink control | Alt. contr. centr. lock |
| 1               | 2      | 3      | 4      | 5      | 6      | 7                         | 8                       |
| +               | +      | +      | +      | +      | +      | +                         | +                       |

| connector 15 pin   |                        |           |            |                  |              |                     |                       |                    |                     |              |                |                    |          |              |
|--------------------|------------------------|-----------|------------|------------------|--------------|---------------------|-----------------------|--------------------|---------------------|--------------|----------------|--------------------|----------|--------------|
| OUT                | OUT                    | OUT       | OUT        | OUT              | OUT          | OUT                 | OUT                   | OUT                | OUT                 | OUT          | OUT            | OUT                | OUT      | OUT          |
| Driver door sensor | Passengers door sensor | Trunk lid | Hood sense | Original alarm++ | Arming state | Lock factory remote | Unlock factory remote | Any button pressed | Handbrake / Parking | Speed 10kmph | Engine running | Engine speed (RPM) | Ignition | Key inserted |
| 1                  | 2                      | 3         | 4          | 5                | 6            | 7                   | 8                     | 9                  | 10                  | 11           | 12             | 13                 | 14       | 15           |
| +                  | +                      | +         | +          | +                | +            | +                   | +                     | +                  | +                   | +            | +              | +                  | +        | +            |

| connector 10 pin |                           |                     |                    |                     |               |                   |                   |     |          |
|------------------|---------------------------|---------------------|--------------------|---------------------|---------------|-------------------|-------------------|-----|----------|
| OUT              | IN                        | IN                  | IN                 | IN                  | IN            | IN                | IN                | IN  | IN       |
| Footbrake        | Drivers door opening sim. | Turn off the engine | Turn on the engine | Turn signal control | Trunk release | Opening all doors | Closing all doors | GND | PWR +12V |
| 1                | 2                         | 3                   | 4                  | 5                   | 6             | 7                 | 8                 | 9   | 10       |
| +                | +                         | +                   | +                  | +                   | +             | +                 | +                 | +   | +        |

|                         |                              |                 |
|-------------------------|------------------------------|-----------------|
| Contr. of factory alarm | Contr.c.lock, when ign.is on | Comfort closure |
| +                       | +                            | +               |

Attention:



**SKODA KAROQ (NU) (Start-button)**

year: 2022 →

with and without Keyless System

program №: 14379

from: 2023-05-22

| connector 8 pin |        |        |        |        |        |                           |                         |
|-----------------|--------|--------|--------|--------|--------|---------------------------|-------------------------|
| CAN H           | CAN L  | CAN H  | CAN L  | CAN H  | CAN L  | OUT +                     | OUT -                   |
| CAN1-H          | CAN1-L | CAN2-H | CAN2-L | CAN3-H | CAN3-L | Alternative blink control | Alt. contr. centr. lock |
| 1               | 2      | 3      | 4      | 5      | 6      | 7                         | 8                       |
| +               | +      | +      | +      | +      | +      | +                         | +                       |

| connector 15 pin   |                        |           |            |                  |              |                     |                       |                    |                     |              |                |                    |          |              |
|--------------------|------------------------|-----------|------------|------------------|--------------|---------------------|-----------------------|--------------------|---------------------|--------------|----------------|--------------------|----------|--------------|
| OUT                | OUT                    | OUT       | OUT        | OUT              | OUT          | OUT                 | OUT                   | OUT                | OUT                 | OUT          | OUT            | OUT                | OUT      | OUT          |
| Driver door sensor | Passengers door sensor | Trunk lid | Hood sense | Original alarm++ | Arming state | Lock factory remote | Unlock factory remote | Any button pressed | Handbrake / Parking | Speed 10kmph | Engine running | Engine speed (RPM) | Ignition | Key inserted |
| 1                  | 2                      | 3         | 4          | 5                | 6            | 7                   | 8                     | 9                  | 10                  | 11           | 12             | 13                 | 14       | 15           |
| +                  | +                      | +         | +          | +                | +            | +                   | +                     | +                  | +                   | +            | +              | +                  | +        | +            |

| connector 10 pin |                           |                     |                    |                     |               |                   |                   |     |          |
|------------------|---------------------------|---------------------|--------------------|---------------------|---------------|-------------------|-------------------|-----|----------|
| OUT              | IN                        | IN                  | IN                 | IN                  | IN            | IN                | IN                | IN  | IN       |
| Footbrake        | Drivers door opening sim. | Turn off the engine | Turn on the engine | Turn signal control | Trunk release | Opening all doors | Closing all doors | GND | PWR +12V |
| 1                | 2                         | 3                   | 4                  | 5                   | 6             | 7                 | 8                 | 9   | 10       |
| +                | +                         | +                   | +                  | +                   | +             | +                 | +                 | +   | +        |

|                         |                              |                 |
|-------------------------|------------------------------|-----------------|
| Contr. of factory alarm | Contr.c.lock, when ign.is on | Comfort closure |
| +                       | +                            | +               |

Attention:



**SKODA KAROQ (NU) (Start-button)**

year: 2020 →

with and without Keyless System

program №: 13354

from: 2023-05-22

| connector 8 pin |        |        |        |        |        |                           |                         |
|-----------------|--------|--------|--------|--------|--------|---------------------------|-------------------------|
| CAN H           | CAN L  | CAN H  | CAN L  | CAN H  | CAN L  | OUT +                     | OUT -                   |
| CAN1-H          | CAN1-L | CAN2-H | CAN2-L | CAN3-H | CAN3-L | Alternative blink control | Alt. contr. centr. lock |
| 1               | 2      | 3      | 4      | 5      | 6      | 7                         | 8                       |
| +               | +      | +      | +      | +      | +      | +                         | +                       |

| connector 15 pin   |                        |           |            |                  |              |                     |                       |                    |                     |              |                |                    |          |              |
|--------------------|------------------------|-----------|------------|------------------|--------------|---------------------|-----------------------|--------------------|---------------------|--------------|----------------|--------------------|----------|--------------|
| OUT                | OUT                    | OUT       | OUT        | OUT              | OUT          | OUT                 | OUT                   | OUT                | OUT                 | OUT          | OUT            | OUT                | OUT      | OUT          |
| Driver door sensor | Passengers door sensor | Trunk lid | Hood sense | Original alarm++ | Arming state | Lock factory remote | Unlock factory remote | Any button pressed | Handbrake / Parking | Speed 10kmph | Engine running | Engine speed (RPM) | Ignition | Key inserted |
| 1                  | 2                      | 3         | 4          | 5                | 6            | 7                   | 8                     | 9                  | 10                  | 11           | 12             | 13                 | 14       | 15           |
| +                  | +                      | +         | +          | +                | +            | +                   | +                     | +                  | +                   | +            | +              | +                  | +        | +            |

| connector 10 pin |                           |                     |                    |                     |               |                   |                   |     |          |
|------------------|---------------------------|---------------------|--------------------|---------------------|---------------|-------------------|-------------------|-----|----------|
| OUT              | IN                        | IN                  | IN                 | IN                  | IN            | IN                | IN                | IN  | IN       |
| Footbrake        | Drivers door opening sim. | Turn off the engine | Turn on the engine | Turn signal control | Trunk release | Opening all doors | Closing all doors | GND | PWR +12V |
| 1                | 2                         | 3                   | 4                  | 5                   | 6             | 7                 | 8                 | 9   | 10       |
| +                | +                         | +                   | +                  | +                   | +             | +                 | +                 | +   | +        |

|                         |                              |                 |
|-------------------------|------------------------------|-----------------|
| Contr. of factory alarm | Contr.c.lock, when ign.is on | Comfort closure |
| +                       | +                            | +               |

Attention:



**SKODA KAROQ (NU) (Start-button)**

year: 2017 →

with and without Keyless System

program №: 12279

from: 2023-05-22

| connector 8 pin |        |        |        |        |        |                           |                         |
|-----------------|--------|--------|--------|--------|--------|---------------------------|-------------------------|
| CAN H           | CAN L  | CAN H  | CAN L  | CAN H  | CAN L  | OUT +                     | OUT -                   |
| CAN1-H          | CAN1-L | CAN2-H | CAN2-L | CAN3-H | CAN3-L | Alternative blink control | Alt. contr. centr. lock |
| 1               | 2      | 3      | 4      | 5      | 6      | 7                         | 8                       |
| +               | +      | +      | +      | +      | +      | +                         | +                       |

| connector 15 pin   |                        |           |            |                  |              |                     |                       |                    |                     |              |                |                    |          |              |
|--------------------|------------------------|-----------|------------|------------------|--------------|---------------------|-----------------------|--------------------|---------------------|--------------|----------------|--------------------|----------|--------------|
| OUT                | OUT                    | OUT       | OUT        | OUT              | OUT          | OUT                 | OUT                   | OUT                | OUT                 | OUT          | OUT            | OUT                | OUT      | OUT          |
| Driver door sensor | Passengers door sensor | Trunk lid | Hood sense | Original alarm++ | Arming state | Lock factory remote | Unlock factory remote | Any button pressed | Handbrake / Parking | Speed 10kmph | Engine running | Engine speed (RPM) | Ignition | Key inserted |
| 1                  | 2                      | 3         | 4          | 5                | 6            | 7                   | 8                     | 9                  | 10                  | 11           | 12             | 13                 | 14       | 15           |
| +                  | +                      | +         | +          | +                | +            | +                   | +                     | +                  | +                   | +            | +              | +                  | +        | +            |

| connector 10 pin |                           |                     |                    |                     |               |                   |                   |     |          |
|------------------|---------------------------|---------------------|--------------------|---------------------|---------------|-------------------|-------------------|-----|----------|
| OUT              | IN                        | IN                  | IN                 | IN                  | IN            | IN                | IN                | IN  | IN       |
| Footbrake        | Drivers door opening sim. | Turn off the engine | Turn on the engine | Turn signal control | Trunk release | Opening all doors | Closing all doors | GND | PWR +12V |
| 1                | 2                         | 3                   | 4                  | 5                   | 6             | 7                 | 8                 | 9   | 10       |
| +                | +                         | +                   | +                  | +                   | +             | +                 | +                 | +   | +        |

|                         |                              |                 |
|-------------------------|------------------------------|-----------------|
| Contr. of factory alarm | Contr.c.lock, when ign.is on | Comfort closure |
| +                       | +                            | +               |

Attention:



**SKODA KODIAQ (NS) (Start-button)**

year: 2022 →

with and without Keyless System

program №: 14378

from: 2023-05-22

| connector 8 pin |        |        |        |        |        |                           |                         |
|-----------------|--------|--------|--------|--------|--------|---------------------------|-------------------------|
| CAN H           | CAN L  | CAN H  | CAN L  | CAN H  | CAN L  | OUT +                     | OUT -                   |
| CAN1-H          | CAN1-L | CAN2-H | CAN2-L | CAN3-H | CAN3-L | Alternative blink control | Alt. contr. centr. lock |
| 1               | 2      | 3      | 4      | 5      | 6      | 7                         | 8                       |
| +               | +      | +      | +      | +      | +      | +                         | +                       |

| connector 15 pin   |                        |           |            |                  |              |                     |                       |                    |                     |              |                |                    |          |              |
|--------------------|------------------------|-----------|------------|------------------|--------------|---------------------|-----------------------|--------------------|---------------------|--------------|----------------|--------------------|----------|--------------|
| OUT                | OUT                    | OUT       | OUT        | OUT              | OUT          | OUT                 | OUT                   | OUT                | OUT                 | OUT          | OUT            | OUT                | OUT      | OUT          |
| Driver door sensor | Passengers door sensor | Trunk lid | Hood sense | Original alarm++ | Arming state | Lock factory remote | Unlock factory remote | Any button pressed | Handbrake / Parking | Speed 10kmph | Engine running | Engine speed (RPM) | Ignition | Key inserted |
| 1                  | 2                      | 3         | 4          | 5                | 6            | 7                   | 8                     | 9                  | 10                  | 11           | 12             | 13                 | 14       | 15           |
| +                  | +                      | +         | +          | +                | +            | +                   | +                     | +                  | +                   | +            | +              | +                  | +        | +            |

| connector 10 pin |                           |                     |                    |                     |               |                   |                   |     |          |
|------------------|---------------------------|---------------------|--------------------|---------------------|---------------|-------------------|-------------------|-----|----------|
| OUT              | IN                        | IN                  | IN                 | IN                  | IN            | IN                | IN                | IN  | IN       |
| Footbrake        | Drivers door opening sim. | Turn off the engine | Turn on the engine | Turn signal control | Trunk release | Opening all doors | Closing all doors | GND | PWR +12V |
| 1                | 2                         | 3                   | 4                  | 5                   | 6             | 7                 | 8                 | 9   | 10       |
| +                | +                         | +                   | +                  | +                   | +             | +                 | +                 | +   | +        |

|                         |                              |                 |
|-------------------------|------------------------------|-----------------|
| Contr. of factory alarm | Contr.c.lock, when ign.is on | Comfort closure |
| +                       | +                            | +               |

Attention:







**SKODA OCTAVIA III (NE)**

year: **2017** →

with and without Keyless System

program No: **11943**

from: **2023-05-22**

| connector 8 pin |        |        |        |        |        |                           |                         | connector 15 pin   |                        |           |            |                  |              |                     |                       |                    |                     |              |                |                    |          |              | connector 10 pin |                           |                     |                    |                     |               |                   |                   |      |          |                         |                              |                 |      |      |   |   |   |   |   |   |   |   |   |   |   |   |   |   |   |   |   |   |   |   |
|-----------------|--------|--------|--------|--------|--------|---------------------------|-------------------------|--------------------|------------------------|-----------|------------|------------------|--------------|---------------------|-----------------------|--------------------|---------------------|--------------|----------------|--------------------|----------|--------------|------------------|---------------------------|---------------------|--------------------|---------------------|---------------|-------------------|-------------------|------|----------|-------------------------|------------------------------|-----------------|------|------|---|---|---|---|---|---|---|---|---|---|---|---|---|---|---|---|---|---|---|---|
| CAN H           | CAN L  | CAN H  | CAN L  | CAN H  | CAN L  | OUT +                     | OUT +                   | OUT -              | OUT -                  | OUT -     | OUT -      | OUT -            | OUT -        | OUT -               | OUT -                 | OUT -              | OUT -               | OUT -        | OUT -          | OUT -              | OUT -    | OUT -        | OUT -            | OUT -                     | OUT -               | OUT +              | IN -                | IN -          | IN -              | IN -              | IN - | IN -     | IN -                    | IN -                         | IN -            | IN - | IN - |   |   |   |   |   |   |   |   |   |   |   |   |   |   |   |   |   |   |   |   |
| CAN1-H          | CAN1-L | CAN2-H | CAN2-L | CAN3-H | CAN3-L | Alternative blink control | Alt. contr. centr. lock | Driver door sensor | Passengers door sensor | Trunk lid | Hood sense | Original alarm++ | Arming state | Lock factory remote | Unlock factory remote | Any button pressed | Handbrake / Parking | Speed 10kmph | Engine running | Engine speed (RPM) | Ignition | Key inserted | Footbrake        | Drivers door opening sim. | Turn off the engine | Turn on the engine | Turn signal control | Trunk release | Opening all doors | Closing all doors | GND  | PWR +12V | Contr. of factory alarm | Contr.c.lock. when ign.is on | Comfort closure |      |      |   |   |   |   |   |   |   |   |   |   |   |   |   |   |   |   |   |   |   |   |
| 1               | 2      | 3      | 4      | 5      | 6      | 7                         | 8                       | 1                  | 2                      | 3         | 4          | 5                | 6            | 7                   | 8                     | 9                  | 10                  | 11           | 12             | 13                 | 14       | 15           | 1                | 2                         | 3                   | 4                  | 5                   | 6             | 7                 | 8                 | 9    | 10       | +                       | +                            | +               | +    | +    | + | + | + | + | + | + | + | + | + | + | + | + | + | + | + | + | + | + | + | + |

Attention:

**SKODA OCTAVIA III (NE) (HockeyEdition)**

year: **2015** →

with and without Keyless System

program No: **11391**

from: **2023-05-22**

| connector 8 pin |        |        |        |        |        |                           |                         | connector 15 pin   |                        |           |            |                  |              |                     |                       |                    |                     |              |                |                    |          |              | connector 10 pin |                           |                     |                    |                     |               |                   |                   |      |          |                         |                              |                 |      |   |   |   |   |   |   |   |   |   |   |   |   |   |   |   |   |   |   |   |   |   |
|-----------------|--------|--------|--------|--------|--------|---------------------------|-------------------------|--------------------|------------------------|-----------|------------|------------------|--------------|---------------------|-----------------------|--------------------|---------------------|--------------|----------------|--------------------|----------|--------------|------------------|---------------------------|---------------------|--------------------|---------------------|---------------|-------------------|-------------------|------|----------|-------------------------|------------------------------|-----------------|------|---|---|---|---|---|---|---|---|---|---|---|---|---|---|---|---|---|---|---|---|---|
| CAN H           | CAN L  | CAN H  | CAN L  | CAN H  | CAN L  | OUT +                     | OUT +                   | OUT -              | OUT -                  | OUT -     | OUT -      | OUT -            | OUT -        | OUT -               | OUT -                 | OUT -              | OUT -               | OUT -        | OUT -          | OUT -              | OUT -    | OUT -        | OUT -            | OUT -                     | OUT +               | IN -               | IN -                | IN -          | IN -              | IN -              | IN - | IN -     | IN -                    | IN -                         | IN -            | IN - |   |   |   |   |   |   |   |   |   |   |   |   |   |   |   |   |   |   |   |   |   |
| CAN1-H          | CAN1-L | CAN2-H | CAN2-L | CAN3-H | CAN3-L | Alternative blink control | Alt. contr. centr. lock | Driver door sensor | Passengers door sensor | Trunk lid | Hood sense | Original alarm++ | Arming state | Lock factory remote | Unlock factory remote | Any button pressed | Handbrake / Parking | Speed 10kmph | Engine running | Engine speed (RPM) | Ignition | Key inserted | Footbrake        | Drivers door opening sim. | Turn off the engine | Turn on the engine | Turn signal control | Trunk release | Opening all doors | Closing all doors | GND  | PWR +12V | Contr. of factory alarm | Contr.c.lock. when ign.is on | Comfort closure |      |   |   |   |   |   |   |   |   |   |   |   |   |   |   |   |   |   |   |   |   |   |
| 1               | 2      | 3      | 4      | 5      | 6      | 7                         | 8                       | 1                  | 2                      | 3         | 4          | 5                | 6            | 7                   | 8                     | 9                  | 10                  | 11           | 12             | 13                 | 14       | 15           | 1                | 2                         | 3                   | 4                  | 5                   | 6             | 7                 | 8                 | 9    | 10       | +                       | +                            | +               | +    | + | + | + | + | + | + | + | + | + | + | + | + | + | + | + | + | + | + | + | + | + |

Attention:

**SKODA OCTAVIA III (NE) G-TEC**

year: **2013** →

with and without Keyless System

program No: **11876**

from: **2023-05-22**

| connector 8 pin |        |        |        |        |        |                           |                         | connector 15 pin   |                        |           |            |                  |              |                     |                       |                    |                     |              |                |                    |          |              | connector 10 pin |                           |                     |                    |                     |               |                   |                   |      |          |                         |                              |                 |   |   |   |   |   |   |   |   |   |   |   |   |   |   |   |   |   |   |   |   |   |   |
|-----------------|--------|--------|--------|--------|--------|---------------------------|-------------------------|--------------------|------------------------|-----------|------------|------------------|--------------|---------------------|-----------------------|--------------------|---------------------|--------------|----------------|--------------------|----------|--------------|------------------|---------------------------|---------------------|--------------------|---------------------|---------------|-------------------|-------------------|------|----------|-------------------------|------------------------------|-----------------|---|---|---|---|---|---|---|---|---|---|---|---|---|---|---|---|---|---|---|---|---|---|
| CAN H           | CAN L  | CAN H  | CAN L  | CAN H  | CAN L  | OUT +                     | OUT +                   | OUT -              | OUT -                  | OUT -     | OUT -      | OUT -            | OUT -        | OUT -               | OUT -                 | OUT -              | OUT -               | OUT -        | OUT -          | OUT -              | OUT -    | OUT -        | OUT -            | OUT +                     | IN -                | IN -               | IN -                | IN -          | IN -              | IN -              | IN - | IN -     | IN -                    | IN -                         | IN -            |   |   |   |   |   |   |   |   |   |   |   |   |   |   |   |   |   |   |   |   |   |   |
| CAN1-H          | CAN1-L | CAN2-H | CAN2-L | CAN3-H | CAN3-L | Alternative blink control | Alt. contr. centr. lock | Driver door sensor | Passengers door sensor | Trunk lid | Hood sense | Original alarm++ | Arming state | Lock factory remote | Unlock factory remote | Any button pressed | Handbrake / Parking | Speed 10kmph | Engine running | Engine speed (RPM) | Ignition | Key inserted | Footbrake        | Drivers door opening sim. | Turn off the engine | Turn on the engine | Turn signal control | Trunk release | Opening all doors | Closing all doors | GND  | PWR +12V | Contr. of factory alarm | Contr.c.lock. when ign.is on | Comfort closure |   |   |   |   |   |   |   |   |   |   |   |   |   |   |   |   |   |   |   |   |   |   |
| 1               | 2      | 3      | 4      | 5      | 6      | 7                         | 8                       | 1                  | 2                      | 3         | 4          | 5                | 6            | 7                   | 8                     | 9                  | 10                  | 11           | 12             | 13                 | 14       | 15           | 1                | 2                         | 3                   | 4                  | 5                   | 6             | 7                 | 8                 | 9    | 10       | +                       | +                            | +               | + | + | + | + | + | + | + | + | + | + | + | + | + | + | + | + | + | + | + | + | + | + |

Attention:

**SKODA OCTAVIA III (NE)**

year: **2013** →

with and without Keyless System

program No: **11391**

from: **2023-05-22**

| connector 8 pin |        |        |        |        |        |                           |                         | connector 15 pin   |                        |           |            |                  |              |                     |                       |                    |                     |              |                |                    |          |              | connector 10 pin |                           |                     |                    |                     |               |                   |                   |      |          |                         |                              |                 |   |   |   |   |   |   |   |   |   |   |   |   |   |   |   |   |   |   |   |   |   |   |
|-----------------|--------|--------|--------|--------|--------|---------------------------|-------------------------|--------------------|------------------------|-----------|------------|------------------|--------------|---------------------|-----------------------|--------------------|---------------------|--------------|----------------|--------------------|----------|--------------|------------------|---------------------------|---------------------|--------------------|---------------------|---------------|-------------------|-------------------|------|----------|-------------------------|------------------------------|-----------------|---|---|---|---|---|---|---|---|---|---|---|---|---|---|---|---|---|---|---|---|---|---|
| CAN H           | CAN L  | CAN H  | CAN L  | CAN H  | CAN L  | OUT +                     | OUT +                   | OUT -              | OUT -                  | OUT -     | OUT -      | OUT -            | OUT -        | OUT -               | OUT -                 | OUT -              | OUT -               | OUT -        | OUT -          | OUT -              | OUT -    | OUT -        | OUT -            | OUT +                     | IN -                | IN -               | IN -                | IN -          | IN -              | IN -              | IN - | IN -     | IN -                    | IN -                         | IN -            |   |   |   |   |   |   |   |   |   |   |   |   |   |   |   |   |   |   |   |   |   |   |
| CAN1-H          | CAN1-L | CAN2-H | CAN2-L | CAN3-H | CAN3-L | Alternative blink control | Alt. contr. centr. lock | Driver door sensor | Passengers door sensor | Trunk lid | Hood sense | Original alarm++ | Arming state | Lock factory remote | Unlock factory remote | Any button pressed | Handbrake / Parking | Speed 10kmph | Engine running | Engine speed (RPM) | Ignition | Key inserted | Footbrake        | Drivers door opening sim. | Turn off the engine | Turn on the engine | Turn signal control | Trunk release | Opening all doors | Closing all doors | GND  | PWR +12V | Contr. of factory alarm | Contr.c.lock. when ign.is on | Comfort closure |   |   |   |   |   |   |   |   |   |   |   |   |   |   |   |   |   |   |   |   |   |   |
| 1               | 2      | 3      | 4      | 5      | 6      | 7                         | 8                       | 1                  | 2                      | 3         | 4          | 5                | 6            | 7                   | 8                     | 9                  | 10                  | 11           | 12             | 13                 | 14       | 15           | 1                | 2                         | 3                   | 4                  | 5                   | 6             | 7                 | 8                 | 9    | 10       | +                       | +                            | +               | + | + | + | + | + | + | + | + | + | + | + | + | + | + | + | + | + | + | + | + | + | + |

Attention:

**SKODA OCTAVIA II (1Z)**

year: **2009** →

with and without Keyless System

program No: **11173**

from: **2017-09-01**

| connector 8 pin |        |        |        |        |        |                           |                         | connector 15 pin   |                        |           |            |                  |              |                     |                       |                    |                     |              |                |                    |          |              | connector 10 pin |                           |                     |                    |                     |               |                   |                   |      |          |                         |                              |                 |   |   |   |   |   |   |   |   |   |   |   |   |   |   |   |   |   |   |   |   |   |   |
|-----------------|--------|--------|--------|--------|--------|---------------------------|-------------------------|--------------------|------------------------|-----------|------------|------------------|--------------|---------------------|-----------------------|--------------------|---------------------|--------------|----------------|--------------------|----------|--------------|------------------|---------------------------|---------------------|--------------------|---------------------|---------------|-------------------|-------------------|------|----------|-------------------------|------------------------------|-----------------|---|---|---|---|---|---|---|---|---|---|---|---|---|---|---|---|---|---|---|---|---|---|
| CAN H           | CAN L  | CAN H  | CAN L  | CAN H  | CAN L  | OUT +                     | OUT +                   | OUT -              | OUT -                  | OUT -     | OUT -      | OUT -            | OUT -        | OUT -               | OUT -                 | OUT -              | OUT -               | OUT -        | OUT -          | OUT -              | OUT -    | OUT -        | OUT -            | OUT +                     | IN -                | IN -               | IN -                | IN -          | IN -              | IN -              | IN - | IN -     | IN -                    | IN -                         | IN -            |   |   |   |   |   |   |   |   |   |   |   |   |   |   |   |   |   |   |   |   |   |   |
| CAN1-H          | CAN1-L | CAN2-H | CAN2-L | CAN3-H | CAN3-L | Alternative blink control | Alt. contr. centr. lock | Driver door sensor | Passengers door sensor | Trunk lid | Hood sense | Original alarm++ | Arming state | Lock factory remote | Unlock factory remote | Any button pressed | Handbrake / Parking | Speed 10kmph | Engine running | Engine speed (RPM) | Ignition | Key inserted | Footbrake        | Drivers door opening sim. | Turn off the engine | Turn on the engine | Turn signal control | Trunk release | Opening all doors | Closing all doors | GND  | PWR +12V | Contr. of factory alarm | Contr.c.lock. when ign.is on | Comfort closure |   |   |   |   |   |   |   |   |   |   |   |   |   |   |   |   |   |   |   |   |   |   |
| 1               | 2      | 3      | 4      | 5      | 6      | 7                         | 8                       | 1                  | 2                      | 3         | 4          | 5                | 6            | 7                   | 8                     | 9                  | 10                  | 11           | 12             | 13                 | 14       | 15           | 1                | 2                         | 3                   | 4                  | 5                   | 6             | 7                 | 8                 | 9    | 10       | +                       | +                            | +               | + | + | + | + | + | + | + | + | + | + | + | + | + | + | + | + | + | + | + | + | + | + |

Attention:

Switches

**SKODA OCTAVIA II (1Z)**

year: 2005 →

with and without Keyless System

program №: 11111

from: 2017-09-01

| connector 8 pin |        |        |        |        |        |                           |                         |
|-----------------|--------|--------|--------|--------|--------|---------------------------|-------------------------|
| CAN H           | CAN L  | CAN H  | CAN L  | CAN H  | CAN L  | OUT +                     | OUT -                   |
| CAN1-H          | CAN1-L | CAN2-H | CAN2-L | CAN3-H | CAN3-L | Alternative blink control | Alt. contr. centr. lock |
| 1               | 2      | 3      | 4      | 5      | 6      | 7                         | 8                       |
| +               | +      | +      | +      |        |        | +                         |                         |

Attention:

| connector 15 pin   |                        |           |            |                  |              |                     |                       |                    |                     |              |                |                    |          |              |
|--------------------|------------------------|-----------|------------|------------------|--------------|---------------------|-----------------------|--------------------|---------------------|--------------|----------------|--------------------|----------|--------------|
| OUT                | OUT                    | OUT       | OUT        | OUT              | OUT          | OUT                 | OUT                   | OUT                | OUT                 | OUT          | OUT            | OUT                | OUT      | OUT          |
| Driver door sensor | Passengers door sensor | Trunk lid | Hood sense | Original alarm++ | Arming state | Lock factory remote | Unlock factory remote | Any button pressed | Handbrake / Parking | Speed 10kmph | Engine running | Engine speed (RPM) | Ignition | Key inserted |
| 1                  | 2                      | 3         | 4          | 5                | 6            | 7                   | 8                     | 9                  | 10                  | 11           | 12             | 13                 | 14       | 15           |
| +                  | +                      | +         | +          | +                | +            | +                   | +                     | +                  | +                   | +            | +              | +                  | +        | +            |

| connector 10 pin |                           |                     |                    |                     |               |                   |                   |     |          |
|------------------|---------------------------|---------------------|--------------------|---------------------|---------------|-------------------|-------------------|-----|----------|
| OUT              | IN                        | IN                  | IN                 | IN                  | IN            | IN                | IN                | IN  | IN       |
| Footbrake        | Drivers door opening sim. | Turn off the engine | Turn on the engine | Turn signal control | Trunk release | Opening all doors | Closing all doors | GND | PWR +12V |
| 1                | 2                         | 3                   | 4                  | 5                   | 6             | 7                 | 8                 | 9   | 10       |
| +                | +                         | +                   | +                  | +                   | +             | +                 | +                 | +   | +        |

|                              |
|------------------------------|
| Contr. of factory alarm      |
| Contr.c.lock. when ign.is on |
| Comfort closure              |

Switches

**SKODA OCTAVIA I (1U)**

year: 2003 →

program №: 11111

from: 2017-09-01

| connector 8 pin |        |        |        |        |        |                           |                         |
|-----------------|--------|--------|--------|--------|--------|---------------------------|-------------------------|
| CAN H           | CAN L  | CAN H  | CAN L  | CAN H  | CAN L  | OUT +                     | OUT -                   |
| CAN1-H          | CAN1-L | CAN2-H | CAN2-L | CAN3-H | CAN3-L | Alternative blink control | Alt. contr. centr. lock |
| 1               | 2      | 3      | 4      | 5      | 6      | 7                         | 8                       |
| +               | +      | +      | +      |        |        | +                         |                         |

Attention:

| connector 15 pin   |                        |           |            |                  |              |                     |                       |                    |                     |              |                |                    |          |              |
|--------------------|------------------------|-----------|------------|------------------|--------------|---------------------|-----------------------|--------------------|---------------------|--------------|----------------|--------------------|----------|--------------|
| OUT                | OUT                    | OUT       | OUT        | OUT              | OUT          | OUT                 | OUT                   | OUT                | OUT                 | OUT          | OUT            | OUT                | OUT      | OUT          |
| Driver door sensor | Passengers door sensor | Trunk lid | Hood sense | Original alarm++ | Arming state | Lock factory remote | Unlock factory remote | Any button pressed | Handbrake / Parking | Speed 10kmph | Engine running | Engine speed (RPM) | Ignition | Key inserted |
| 1                  | 2                      | 3         | 4          | 5                | 6            | 7                   | 8                     | 9                  | 10                  | 11           | 12             | 13                 | 14       | 15           |
| +                  | +                      | +         | +          | +                | +            | +                   | +                     | +                  | +                   | +            | +              | +                  | +        | +            |

| connector 10 pin |                           |                     |                    |                     |               |                   |                   |     |          |
|------------------|---------------------------|---------------------|--------------------|---------------------|---------------|-------------------|-------------------|-----|----------|
| OUT              | IN                        | IN                  | IN                 | IN                  | IN            | IN                | IN                | IN  | IN       |
| Footbrake        | Drivers door opening sim. | Turn off the engine | Turn on the engine | Turn signal control | Trunk release | Opening all doors | Closing all doors | GND | PWR +12V |
| 1                | 2                         | 3                   | 4                  | 5                   | 6             | 7                 | 8                 | 9   | 10       |
| +                | +                         | +                   | +                  | +                   | +             | +                 | +                 | +   | +        |

|                              |
|------------------------------|
| Contr. of factory alarm      |
| Contr.c.lock. when ign.is on |
| Comfort closure              |

Switches

**SKODA OCTAVIA TOUR I (1U)**

year: 2009 →

program №: 11262

from: 2017-09-01

| connector 8 pin |        |        |        |        |        |                           |                         |
|-----------------|--------|--------|--------|--------|--------|---------------------------|-------------------------|
| CAN H           | CAN L  | CAN H  | CAN L  | CAN H  | CAN L  | OUT +                     | OUT -                   |
| CAN1-H          | CAN1-L | CAN2-H | CAN2-L | CAN3-H | CAN3-L | Alternative blink control | Alt. contr. centr. lock |
| 1               | 2      | 3      | 4      | 5      | 6      | 7                         | 8                       |
| +               | +      | +      | +      |        |        | +                         |                         |

Attention:

| connector 15 pin   |                        |           |            |                  |              |                     |                       |                    |                     |              |                |                    |          |              |
|--------------------|------------------------|-----------|------------|------------------|--------------|---------------------|-----------------------|--------------------|---------------------|--------------|----------------|--------------------|----------|--------------|
| OUT                | OUT                    | OUT       | OUT        | OUT              | OUT          | OUT                 | OUT                   | OUT                | OUT                 | OUT          | OUT            | OUT                | OUT      | OUT          |
| Driver door sensor | Passengers door sensor | Trunk lid | Hood sense | Original alarm++ | Arming state | Lock factory remote | Unlock factory remote | Any button pressed | Handbrake / Parking | Speed 10kmph | Engine running | Engine speed (RPM) | Ignition | Key inserted |
| 1                  | 2                      | 3         | 4          | 5                | 6            | 7                   | 8                     | 9                  | 10                  | 11           | 12             | 13                 | 14       | 15           |
| +                  | +                      | +         | +          | +                | +            | +                   | +                     | +                  | +                   | +            | +              | +                  | +        | +            |

| connector 10 pin |                           |                     |                    |                     |               |                   |                   |     |          |
|------------------|---------------------------|---------------------|--------------------|---------------------|---------------|-------------------|-------------------|-----|----------|
| OUT              | IN                        | IN                  | IN                 | IN                  | IN            | IN                | IN                | IN  | IN       |
| Footbrake        | Drivers door opening sim. | Turn off the engine | Turn on the engine | Turn signal control | Trunk release | Opening all doors | Closing all doors | GND | PWR +12V |
| 1                | 2                         | 3                   | 4                  | 5                   | 6             | 7                 | 8                 | 9   | 10       |
| +                | +                         | +                   | +                  | +                   | +             | +                 | +                 | +   | +        |

|                              |
|------------------------------|
| Contr. of factory alarm      |
| Contr.c.lock. when ign.is on |
| Comfort closure              |

Switches

**SKODA OCTAVIA TOUR I (1U)**

year: 2009 →

program №: 11111

from: 2017-09-01

| connector 8 pin |        |        |        |        |        |                           |                         |
|-----------------|--------|--------|--------|--------|--------|---------------------------|-------------------------|
| CAN H           | CAN L  | CAN H  | CAN L  | CAN H  | CAN L  | OUT +                     | OUT -                   |
| CAN1-H          | CAN1-L | CAN2-H | CAN2-L | CAN3-H | CAN3-L | Alternative blink control | Alt. contr. centr. lock |
| 1               | 2      | 3      | 4      | 5      | 6      | 7                         | 8                       |
| +               | +      | +      | +      |        |        | +                         |                         |

Attention:

| connector 15 pin   |                        |           |            |                  |              |                     |                       |                    |                     |              |                |                    |          |              |
|--------------------|------------------------|-----------|------------|------------------|--------------|---------------------|-----------------------|--------------------|---------------------|--------------|----------------|--------------------|----------|--------------|
| OUT                | OUT                    | OUT       | OUT        | OUT              | OUT          | OUT                 | OUT                   | OUT                | OUT                 | OUT          | OUT            | OUT                | OUT      | OUT          |
| Driver door sensor | Passengers door sensor | Trunk lid | Hood sense | Original alarm++ | Arming state | Lock factory remote | Unlock factory remote | Any button pressed | Handbrake / Parking | Speed 10kmph | Engine running | Engine speed (RPM) | Ignition | Key inserted |
| 1                  | 2                      | 3         | 4          | 5                | 6            | 7                   | 8                     | 9                  | 10                  | 11           | 12             | 13                 | 14       | 15           |
| +                  | +                      | +         | +          | +                | +            | +                   | +                     | +                  | +                   | +            | +              | +                  | +        | +            |

| connector 10 pin |                           |                     |                    |                     |               |                   |                   |     |          |
|------------------|---------------------------|---------------------|--------------------|---------------------|---------------|-------------------|-------------------|-----|----------|
| OUT              | IN                        | IN                  | IN                 | IN                  | IN            | IN                | IN                | IN  | IN       |
| Footbrake        | Drivers door opening sim. | Turn off the engine | Turn on the engine | Turn signal control | Trunk release | Opening all doors | Closing all doors | GND | PWR +12V |
| 1                | 2                         | 3                   | 4                  | 5                   | 6             | 7                 | 8                 | 9   | 10       |
| +                | +                         | +                   | +                  | +                   | +             | +                 | +                 | +   | +        |

|                              |
|------------------------------|
| Contr. of factory alarm      |
| Contr.c.lock. when ign.is on |
| Comfort closure              |

Switches

**SKODA RAPID (NH) (RussianMarket)**

year: 2020 →

with and without Keyless System

program №: 13551

from: 2023-05-22

| connector 8 pin |        |        |        |        |        |                           |                         |
|-----------------|--------|--------|--------|--------|--------|---------------------------|-------------------------|
| CAN H           | CAN L  | CAN H  | CAN L  | CAN H  | CAN L  | OUT +                     | OUT -                   |
| CAN1-H          | CAN1-L | CAN2-H | CAN2-L | CAN3-H | CAN3-L | Alternative blink control | Alt. contr. centr. lock |
| 1               | 2      | 3      | 4      | 5      | 6      | 7                         | 8                       |
| +               | +      | +      | +      |        |        | +                         |                         |

Attention:

| connector 15 pin   |                        |           |            |                  |              |                     |                       |                    |                     |              |                |                    |          |              |
|--------------------|------------------------|-----------|------------|------------------|--------------|---------------------|-----------------------|--------------------|---------------------|--------------|----------------|--------------------|----------|--------------|
| OUT                | OUT                    | OUT       | OUT        | OUT              | OUT          | OUT                 | OUT                   | OUT                | OUT                 | OUT          | OUT            | OUT                | OUT      | OUT          |
| Driver door sensor | Passengers door sensor | Trunk lid | Hood sense | Original alarm++ | Arming state | Lock factory remote | Unlock factory remote | Any button pressed | Handbrake / Parking | Speed 10kmph | Engine running | Engine speed (RPM) | Ignition | Key inserted |
| 1                  | 2                      | 3         | 4          | 5                | 6            | 7                   | 8                     | 9                  | 10                  | 11           | 12             | 13                 | 14       | 15           |
| +                  | +                      | +         | +          | +                | +            | +                   | +                     | +                  | +                   | +            | +              | +                  | +        | +            |

| connector 10 pin |                           |                     |                    |                     |               |                   |                   |     |          |
|------------------|---------------------------|---------------------|--------------------|---------------------|---------------|-------------------|-------------------|-----|----------|
| OUT              | IN                        | IN                  | IN                 | IN                  | IN            | IN                | IN                | IN  | IN       |
| Footbrake        | Drivers door opening sim. | Turn off the engine | Turn on the engine | Turn signal control | Trunk release | Opening all doors | Closing all doors | GND | PWR +12V |
| 1                | 2                         | 3                   | 4                  | 5                   | 6             | 7                 | 8                 | 9   | 10       |
| +                | +                         | +                   | +                  | +                   | +             | +                 | +                 | +   | +        |

|                              |
|------------------------------|
| Contr. of factory alarm      |
| Contr.c.lock. when ign.is on |
| Comfort closure              |

Switches

| SKODA RAPID (NH) |        |        |        |        |        |                           |                         |       |       | year: 2016 →       |                        |                  |            |                  |              |                     |                       |                    |                     | with and without Keyless System |                |                    |          |                  |           |                           |                     |                    |                     | program №: 11391 |                   |                   |     |          |    |    |                         |                              |                 | from: 2023-05-22 |   |   |   |  |  |   |   |   |  |
|------------------|--------|--------|--------|--------|--------|---------------------------|-------------------------|-------|-------|--------------------|------------------------|------------------|------------|------------------|--------------|---------------------|-----------------------|--------------------|---------------------|---------------------------------|----------------|--------------------|----------|------------------|-----------|---------------------------|---------------------|--------------------|---------------------|------------------|-------------------|-------------------|-----|----------|----|----|-------------------------|------------------------------|-----------------|------------------|---|---|---|--|--|---|---|---|--|
| connector 8 pin  |        |        |        |        |        |                           |                         | OUT + |       | OUT -              |                        | connector 15 pin |            |                  |              |                     |                       |                    |                     | OUT +                           |                | OUT -              |          | connector 10 pin |           |                           |                     |                    |                     |                  |                   | OUT +             |     | OUT -    |    |    |                         |                              |                 |                  |   |   |   |  |  |   |   |   |  |
| CAN H            | CAN L  | CAN H  | CAN L  | CAN H  | CAN L  | CAN H                     | CAN L                   | OUT + | OUT - | OUT                | OUT                    | OUT              | OUT        | OUT              | OUT          | OUT                 | OUT                   | OUT +              | OUT -               | OUT                             | IN             | IN                 | IN       | IN               | IN        | IN                        | IN                  | OUT +              | OUT -               | OUT              | IN                | IN                | IN  | IN       | IN | IN | IN                      |                              |                 |                  |   |   |   |  |  |   |   |   |  |
| CAN1-H           | CAN1-L | CAN2-H | CAN2-L | CAN3-H | CAN3-L | Alternative blink control | Alt. contr. centr. lock |       |       | Driver door sensor | Passengers door sensor | Trunk lid        | Hood sense | Original alarm++ | Arming state | Lock factory remote | Unlock factory remote | Any button pressed | Handbrake / Parking | Speed 10kmph                    | Engine running | Engine speed (RPM) | Ignition | Key inserted     | Footbrake | Drivers door opening sim. | Turn off the engine | Turn on the engine | Turn signal control | Trunk release    | Opening all doors | Closing all doors | GND | PWR +12V |    |    | Contr. of factory alarm | Contr.c.lock. when ign.is on | Comfort closure |                  |   |   |   |  |  |   |   |   |  |
| 1                | 2      | 3      | 4      | 5      | 6      | 7                         | 8                       | +     | +     | +                  | +                      | +                | +          | +                | +            | +                   | +                     | +                  | +                   | +                               | +              | +                  | +        | +                | +         | +                         | +                   | +                  | +                   | +                | +                 | +                 | +   | +        | +  | +  | +                       | +                            | +               | +                | + | + | + |  |  | + | + | + |  |

Attention:

| SKODA RAPID (NH) |        |        |        |        |        |                           |                         |       |       | year: 2012 →       |                        |                  |            |                  |              |                     |                       |                    |                     | program №: 11176 |                |                    |          |                  |           |                           |                     |                    |                     | from: 2017-09-01 |                   |                   |     |          |    |    |                         |                              |                 |   |   |   |   |  |  |   |   |   |
|------------------|--------|--------|--------|--------|--------|---------------------------|-------------------------|-------|-------|--------------------|------------------------|------------------|------------|------------------|--------------|---------------------|-----------------------|--------------------|---------------------|------------------|----------------|--------------------|----------|------------------|-----------|---------------------------|---------------------|--------------------|---------------------|------------------|-------------------|-------------------|-----|----------|----|----|-------------------------|------------------------------|-----------------|---|---|---|---|--|--|---|---|---|
| connector 8 pin  |        |        |        |        |        |                           |                         | OUT + |       | OUT -              |                        | connector 15 pin |            |                  |              |                     |                       |                    |                     | OUT +            |                | OUT -              |          | connector 10 pin |           |                           |                     |                    |                     |                  |                   | OUT +             |     | OUT -    |    |    |                         |                              |                 |   |   |   |   |  |  |   |   |   |
| CAN H            | CAN L  | CAN H  | CAN L  | CAN H  | CAN L  | CAN H                     | CAN L                   | OUT + | OUT - | OUT                | OUT                    | OUT              | OUT        | OUT              | OUT          | OUT                 | OUT                   | OUT +              | OUT -               | OUT              | IN             | IN                 | IN       | IN               | IN        | IN                        | IN                  | OUT +              | OUT -               | OUT              | IN                | IN                | IN  | IN       | IN | IN | IN                      |                              |                 |   |   |   |   |  |  |   |   |   |
| CAN1-H           | CAN1-L | CAN2-H | CAN2-L | CAN3-H | CAN3-L | Alternative blink control | Alt. contr. centr. lock |       |       | Driver door sensor | Passengers door sensor | Trunk lid        | Hood sense | Original alarm++ | Arming state | Lock factory remote | Unlock factory remote | Any button pressed | Handbrake / Parking | Speed 10kmph     | Engine running | Engine speed (RPM) | Ignition | Key inserted     | Footbrake | Drivers door opening sim. | Turn off the engine | Turn on the engine | Turn signal control | Trunk release    | Opening all doors | Closing all doors | GND | PWR +12V |    |    | Contr. of factory alarm | Contr.c.lock. when ign.is on | Comfort closure |   |   |   |   |  |  |   |   |   |
| 1                | 2      | 3      | 4      | 5      | 6      | 7                         | 8                       | +     | +     | +                  | +                      | +                | +          | +                | +            | +                   | +                     | +                  | +                   | +                | +              | +                  | +        | +                | +         | +                         | +                   | +                  | +                   | +                | +                 | +                 | +   | +        | +  | +  | +                       | +                            | +               | + | + | + | + |  |  | + | + | + |

Switches

| SKODA ROOMSTER (5J) |        |        |        |        |        |                           |                         |       |       | year: 2010 →       |                        |                  |            |                  |              |                     |                       |                    |                     | program №: 11176 |                |                    |          |                  |           |                           |                     |                    |                     | from: 2017-09-01 |                   |                   |     |          |    |    |                         |                              |                 |   |   |   |   |  |  |   |   |   |
|---------------------|--------|--------|--------|--------|--------|---------------------------|-------------------------|-------|-------|--------------------|------------------------|------------------|------------|------------------|--------------|---------------------|-----------------------|--------------------|---------------------|------------------|----------------|--------------------|----------|------------------|-----------|---------------------------|---------------------|--------------------|---------------------|------------------|-------------------|-------------------|-----|----------|----|----|-------------------------|------------------------------|-----------------|---|---|---|---|--|--|---|---|---|
| connector 8 pin     |        |        |        |        |        |                           |                         | OUT + |       | OUT -              |                        | connector 15 pin |            |                  |              |                     |                       |                    |                     | OUT +            |                | OUT -              |          | connector 10 pin |           |                           |                     |                    |                     |                  |                   | OUT +             |     | OUT -    |    |    |                         |                              |                 |   |   |   |   |  |  |   |   |   |
| CAN H               | CAN L  | CAN H  | CAN L  | CAN H  | CAN L  | CAN H                     | CAN L                   | OUT + | OUT - | OUT                | OUT                    | OUT              | OUT        | OUT              | OUT          | OUT                 | OUT                   | OUT +              | OUT -               | OUT              | IN             | IN                 | IN       | IN               | IN        | IN                        | IN                  | OUT +              | OUT -               | OUT              | IN                | IN                | IN  | IN       | IN | IN | IN                      |                              |                 |   |   |   |   |  |  |   |   |   |
| CAN1-H              | CAN1-L | CAN2-H | CAN2-L | CAN3-H | CAN3-L | Alternative blink control | Alt. contr. centr. lock |       |       | Driver door sensor | Passengers door sensor | Trunk lid        | Hood sense | Original alarm++ | Arming state | Lock factory remote | Unlock factory remote | Any button pressed | Handbrake / Parking | Speed 10kmph     | Engine running | Engine speed (RPM) | Ignition | Key inserted     | Footbrake | Drivers door opening sim. | Turn off the engine | Turn on the engine | Turn signal control | Trunk release    | Opening all doors | Closing all doors | GND | PWR +12V |    |    | Contr. of factory alarm | Contr.c.lock. when ign.is on | Comfort closure |   |   |   |   |  |  |   |   |   |
| 1                   | 2      | 3      | 4      | 5      | 6      | 7                         | 8                       | +     | +     | +                  | +                      | +                | +          | +                | +            | +                   | +                     | +                  | +                   | +                | +              | +                  | +        | +                | +         | +                         | +                   | +                  | +                   | +                | +                 | +                 | +   | +        | +  | +  | +                       | +                            | +               | + | + | + | + |  |  | + | + | + |

Switches

| SKODA ROOMSTER (5J) |        |        |        |        |        |                           |                         |       |       | year: 2006 →       |                        |                  |            |                  |              |                     |                       |                    |                     | program №: 11161 |                |                    |          |                  |           |                           |                     |                    |                     | from: 2017-09-01 |                   |                   |     |          |    |    |                         |                              |                 |   |   |   |   |  |  |   |   |   |
|---------------------|--------|--------|--------|--------|--------|---------------------------|-------------------------|-------|-------|--------------------|------------------------|------------------|------------|------------------|--------------|---------------------|-----------------------|--------------------|---------------------|------------------|----------------|--------------------|----------|------------------|-----------|---------------------------|---------------------|--------------------|---------------------|------------------|-------------------|-------------------|-----|----------|----|----|-------------------------|------------------------------|-----------------|---|---|---|---|--|--|---|---|---|
| connector 8 pin     |        |        |        |        |        |                           |                         | OUT + |       | OUT -              |                        | connector 15 pin |            |                  |              |                     |                       |                    |                     | OUT +            |                | OUT -              |          | connector 10 pin |           |                           |                     |                    |                     |                  |                   | OUT +             |     | OUT -    |    |    |                         |                              |                 |   |   |   |   |  |  |   |   |   |
| CAN H               | CAN L  | CAN H  | CAN L  | CAN H  | CAN L  | CAN H                     | CAN L                   | OUT + | OUT - | OUT                | OUT                    | OUT              | OUT        | OUT              | OUT          | OUT                 | OUT                   | OUT +              | OUT -               | OUT              | IN             | IN                 | IN       | IN               | IN        | IN                        | IN                  | OUT +              | OUT -               | OUT              | IN                | IN                | IN  | IN       | IN | IN | IN                      |                              |                 |   |   |   |   |  |  |   |   |   |
| CAN1-H              | CAN1-L | CAN2-H | CAN2-L | CAN3-H | CAN3-L | Alternative blink control | Alt. contr. centr. lock |       |       | Driver door sensor | Passengers door sensor | Trunk lid        | Hood sense | Original alarm++ | Arming state | Lock factory remote | Unlock factory remote | Any button pressed | Handbrake / Parking | Speed 10kmph     | Engine running | Engine speed (RPM) | Ignition | Key inserted     | Footbrake | Drivers door opening sim. | Turn off the engine | Turn on the engine | Turn signal control | Trunk release    | Opening all doors | Closing all doors | GND | PWR +12V |    |    | Contr. of factory alarm | Contr.c.lock. when ign.is on | Comfort closure |   |   |   |   |  |  |   |   |   |
| 1                   | 2      | 3      | 4      | 5      | 6      | 7                         | 8                       | +     | +     | +                  | +                      | +                | +          | +                | +            | +                   | +                     | +                  | +                   | +                | +              | +                  | +        | +                | +         | +                         | +                   | +                  | +                   | +                | +                 | +                 | +   | +        | +  | +  | +                       | +                            | +               | + | + | + | + |  |  | + | + | + |

Switches

| SKODA SCALA (NW) (Start-button) |        |        |        |        |        |                           |                         |       |       | year: 2019 →       |                        |                  |            |                  |              |                     |                       |                    |                     | with and without Keyless System |                |                    |          |                  |           |                           |                     |                    |                     | program №: 12985 |                   |                   |     |          |    |    |                         |                              |                 | from: 2023-05-22 |   |   |   |  |  |   |   |   |  |
|---------------------------------|--------|--------|--------|--------|--------|---------------------------|-------------------------|-------|-------|--------------------|------------------------|------------------|------------|------------------|--------------|---------------------|-----------------------|--------------------|---------------------|---------------------------------|----------------|--------------------|----------|------------------|-----------|---------------------------|---------------------|--------------------|---------------------|------------------|-------------------|-------------------|-----|----------|----|----|-------------------------|------------------------------|-----------------|------------------|---|---|---|--|--|---|---|---|--|
| connector 8 pin                 |        |        |        |        |        |                           |                         | OUT + |       | OUT -              |                        | connector 15 pin |            |                  |              |                     |                       |                    |                     | OUT +                           |                | OUT -              |          | connector 10 pin |           |                           |                     |                    |                     |                  |                   | OUT +             |     | OUT -    |    |    |                         |                              |                 |                  |   |   |   |  |  |   |   |   |  |
| CAN H                           | CAN L  | CAN H  | CAN L  | CAN H  | CAN L  | CAN H                     | CAN L                   | OUT + | OUT - | OUT                | OUT                    | OUT              | OUT        | OUT              | OUT          | OUT                 | OUT                   | OUT +              | OUT -               | OUT                             | IN             | IN                 | IN       | IN               | IN        | IN                        | IN                  | OUT +              | OUT -               | OUT              | IN                | IN                | IN  | IN       | IN | IN | IN                      |                              |                 |                  |   |   |   |  |  |   |   |   |  |
| CAN1-H                          | CAN1-L | CAN2-H | CAN2-L | CAN3-H | CAN3-L | Alternative blink control | Alt. contr. centr. lock |       |       | Driver door sensor | Passengers door sensor | Trunk lid        | Hood sense | Original alarm++ | Arming state | Lock factory remote | Unlock factory remote | Any button pressed | Handbrake / Parking | Speed 10kmph                    | Engine running | Engine speed (RPM) | Ignition | Key inserted     | Footbrake | Drivers door opening sim. | Turn off the engine | Turn on the engine | Turn signal control | Trunk release    | Opening all doors | Closing all doors | GND | PWR +12V |    |    | Contr. of factory alarm | Contr.c.lock. when ign.is on | Comfort closure |                  |   |   |   |  |  |   |   |   |  |
| 1                               | 2      | 3      | 4      | 5      | 6      | 7                         | 8                       | +     | +     | +                  | +                      | +                | +          | +                | +            | +                   | +                     | +                  | +                   | +                               | +              | +                  | +        | +                | +         | +                         | +                   | +                  | +                   | +                | +                 | +                 | +   | +        | +  | +  | +                       | +                            | +               | +                | + | + | + |  |  | + | + | + |  |

Switches

**SKODA SCALA (NW) (Regular-key)**

year: 2019 →

without Keyless System

program №: 13756

from: 2023-05-22

| connector 8 pin |        |        |        |        |        |                           |                         |
|-----------------|--------|--------|--------|--------|--------|---------------------------|-------------------------|
| CAN H           | CAN L  | CAN H  | CAN L  | CAN H  | CAN L  | OUT +                     | OUT -                   |
| CAN1-H          | CAN1-L | CAN2-H | CAN2-L | CAN3-H | CAN3-L | Alternative blink control | Alt. contr. centr. lock |
| 1               | 2      | 3      | 4      | 5      | 6      | 7                         | 8                       |
| +               | +      | +      | +      | +      | +      | +                         | +                       |

| connector 15 pin   |                        |           |            |                  |              |                     |                       |                    |                     |              |                |                    |          |              |
|--------------------|------------------------|-----------|------------|------------------|--------------|---------------------|-----------------------|--------------------|---------------------|--------------|----------------|--------------------|----------|--------------|
| OUT                | OUT                    | OUT       | OUT        | OUT              | OUT          | OUT                 | OUT                   | OUT                | OUT                 | OUT          | OUT            | OUT                | OUT      | OUT          |
| Driver door sensor | Passengers door sensor | Trunk lid | Hood sense | Original alarm++ | Arming state | Lock factory remote | Unlock factory remote | Any button pressed | Handbrake / Parking | Speed 10kmph | Engine running | Engine speed (RPM) | Ignition | Key inserted |
| 1                  | 2                      | 3         | 4          | 5                | 6            | 7                   | 8                     | 9                  | 10                  | 11           | 12             | 13                 | 14       | 15           |
| +                  | +                      | +         | +          | +                | +            | +                   | +                     | +                  | +                   | +            | +              | +                  | +        | +            |

| connector 10 pin |                           |                     |                    |                     |               |                   |                   |     |          |
|------------------|---------------------------|---------------------|--------------------|---------------------|---------------|-------------------|-------------------|-----|----------|
| OUT              | IN                        | IN                  | IN                 | IN                  | IN            | IN                | IN                | IN  | IN       |
| Footbrake        | Drivers door opening sim. | Turn off the engine | Turn on the engine | Turn signal control | Trunk release | Opening all doors | Closing all doors | GND | PWR +12V |
| 1                | 2                         | 3                   | 4                  | 5                   | 6             | 7                 | 8                 | 9   | 10       |
| +                | +                         | +                   | +                  | +                   | +             | +                 | +                 | +   | +        |

|                         |                              |                 |
|-------------------------|------------------------------|-----------------|
| Contr. of factory alarm | Contr.c.lock, when ign.is on | Comfort closure |
| +                       | +                            | +               |

Attention:

**SKODA SUPERB (NP) (Hybrid) (Plug-in)**

year: 2021 →

with and without Keyless System

program №: 13755

from: 2023-05-22

| connector 8 pin |        |        |        |        |        |                           |                         |
|-----------------|--------|--------|--------|--------|--------|---------------------------|-------------------------|
| CAN H           | CAN L  | CAN H  | CAN L  | CAN H  | CAN L  | OUT +                     | OUT -                   |
| CAN1-H          | CAN1-L | CAN2-H | CAN2-L | CAN3-H | CAN3-L | Alternative blink control | Alt. contr. centr. lock |
| 1               | 2      | 3      | 4      | 5      | 6      | 7                         | 8                       |
| +               | +      | +      | +      | +      | +      | +                         | +                       |

| connector 15 pin   |                        |           |            |                  |              |                     |                       |                    |                     |              |                |                    |          |              |
|--------------------|------------------------|-----------|------------|------------------|--------------|---------------------|-----------------------|--------------------|---------------------|--------------|----------------|--------------------|----------|--------------|
| OUT                | OUT                    | OUT       | OUT        | OUT              | OUT          | OUT                 | OUT                   | OUT                | OUT                 | OUT          | OUT            | OUT                | OUT      | OUT          |
| Driver door sensor | Passengers door sensor | Trunk lid | Hood sense | Original alarm++ | Arming state | Lock factory remote | Unlock factory remote | Any button pressed | Handbrake / Parking | Speed 10kmph | Engine running | Engine speed (RPM) | Ignition | Key inserted |
| 1                  | 2                      | 3         | 4          | 5                | 6            | 7                   | 8                     | 9                  | 10                  | 11           | 12             | 13                 | 14       | 15           |
| +                  | +                      | +         | +          | +                | +            | +                   | +                     | +                  | +                   | +            | +              | +                  | +        | +            |

| connector 10 pin |                           |                     |                    |                     |               |                   |                   |     |          |
|------------------|---------------------------|---------------------|--------------------|---------------------|---------------|-------------------|-------------------|-----|----------|
| OUT              | IN                        | IN                  | IN                 | IN                  | IN            | IN                | IN                | IN  | IN       |
| Footbrake        | Drivers door opening sim. | Turn off the engine | Turn on the engine | Turn signal control | Trunk release | Opening all doors | Closing all doors | GND | PWR +12V |
| 1                | 2                         | 3                   | 4                  | 5                   | 6             | 7                 | 8                 | 9   | 10       |
| +                | +                         | +                   | +                  | +                   | +             | +                 | +                 | +   | +        |

|                         |                              |                 |
|-------------------------|------------------------------|-----------------|
| Contr. of factory alarm | Contr.c.lock, when ign.is on | Comfort closure |
| +                       | +                            | +               |

Attention:

**SKODA SUPERB (NP) (Hybrid) (Plug-in)**

year: 2020 →

with and without Keyless System

program №: 12976

from: 2023-05-22

| connector 8 pin |        |        |        |        |        |                           |                         |
|-----------------|--------|--------|--------|--------|--------|---------------------------|-------------------------|
| CAN H           | CAN L  | CAN H  | CAN L  | CAN H  | CAN L  | OUT +                     | OUT -                   |
| CAN1-H          | CAN1-L | CAN2-H | CAN2-L | CAN3-H | CAN3-L | Alternative blink control | Alt. contr. centr. lock |
| 1               | 2      | 3      | 4      | 5      | 6      | 7                         | 8                       |
| +               | +      | +      | +      | +      | +      | +                         | +                       |

| connector 15 pin   |                        |           |            |                  |              |                     |                       |                    |                     |              |                |                    |          |              |
|--------------------|------------------------|-----------|------------|------------------|--------------|---------------------|-----------------------|--------------------|---------------------|--------------|----------------|--------------------|----------|--------------|
| OUT                | OUT                    | OUT       | OUT        | OUT              | OUT          | OUT                 | OUT                   | OUT                | OUT                 | OUT          | OUT            | OUT                | OUT      | OUT          |
| Driver door sensor | Passengers door sensor | Trunk lid | Hood sense | Original alarm++ | Arming state | Lock factory remote | Unlock factory remote | Any button pressed | Handbrake / Parking | Speed 10kmph | Engine running | Engine speed (RPM) | Ignition | Key inserted |
| 1                  | 2                      | 3         | 4          | 5                | 6            | 7                   | 8                     | 9                  | 10                  | 11           | 12             | 13                 | 14       | 15           |
| +                  | +                      | +         | +          | +                | +            | +                   | +                     | +                  | +                   | +            | +              | +                  | +        | +            |

| connector 10 pin |                           |                     |                    |                     |               |                   |                   |     |          |
|------------------|---------------------------|---------------------|--------------------|---------------------|---------------|-------------------|-------------------|-----|----------|
| OUT              | IN                        | IN                  | IN                 | IN                  | IN            | IN                | IN                | IN  | IN       |
| Footbrake        | Drivers door opening sim. | Turn off the engine | Turn on the engine | Turn signal control | Trunk release | Opening all doors | Closing all doors | GND | PWR +12V |
| 1                | 2                         | 3                   | 4                  | 5                   | 6             | 7                 | 8                 | 9   | 10       |
| +                | +                         | +                   | +                  | +                   | +             | +                 | +                 | +   | +        |

|                         |                              |                 |
|-------------------------|------------------------------|-----------------|
| Contr. of factory alarm | Contr.c.lock, when ign.is on | Comfort closure |
| +                       | +                            | +               |

Attention:

**SKODA SUPERB (NP) (Start-button)**

year: 2020 →

with and without Keyless System

program №: 13362

from: 2023-05-22

| connector 8 pin |        |        |        |        |        |                           |                         |
|-----------------|--------|--------|--------|--------|--------|---------------------------|-------------------------|
| CAN H           | CAN L  | CAN H  | CAN L  | CAN H  | CAN L  | OUT +                     | OUT -                   |
| CAN1-H          | CAN1-L | CAN2-H | CAN2-L | CAN3-H | CAN3-L | Alternative blink control | Alt. contr. centr. lock |
| 1               | 2      | 3      | 4      | 5      | 6      | 7                         | 8                       |
| +               | +      | +      | +      | +      | +      | +                         | +                       |

| connector 15 pin   |                        |           |            |                  |              |                     |                       |                    |                     |              |                |                    |          |              |
|--------------------|------------------------|-----------|------------|------------------|--------------|---------------------|-----------------------|--------------------|---------------------|--------------|----------------|--------------------|----------|--------------|
| OUT                | OUT                    | OUT       | OUT        | OUT              | OUT          | OUT                 | OUT                   | OUT                | OUT                 | OUT          | OUT            | OUT                | OUT      | OUT          |
| Driver door sensor | Passengers door sensor | Trunk lid | Hood sense | Original alarm++ | Arming state | Lock factory remote | Unlock factory remote | Any button pressed | Handbrake / Parking | Speed 10kmph | Engine running | Engine speed (RPM) | Ignition | Key inserted |
| 1                  | 2                      | 3         | 4          | 5                | 6            | 7                   | 8                     | 9                  | 10                  | 11           | 12             | 13                 | 14       | 15           |
| +                  | +                      | +         | +          | +                | +            | +                   | +                     | +                  | +                   | +            | +              | +                  | +        | +            |

| connector 10 pin |                           |                     |                    |                     |               |                   |                   |     |          |
|------------------|---------------------------|---------------------|--------------------|---------------------|---------------|-------------------|-------------------|-----|----------|
| OUT              | IN                        | IN                  | IN                 | IN                  | IN            | IN                | IN                | IN  | IN       |
| Footbrake        | Drivers door opening sim. | Turn off the engine | Turn on the engine | Turn signal control | Trunk release | Opening all doors | Closing all doors | GND | PWR +12V |
| 1                | 2                         | 3                   | 4                  | 5                   | 6             | 7                 | 8                 | 9   | 10       |
| +                | +                         | +                   | +                  | +                   | +             | +                 | +                 | +   | +        |

|                         |                              |                 |
|-------------------------|------------------------------|-----------------|
| Contr. of factory alarm | Contr.c.lock, when ign.is on | Comfort closure |
| +                       | +                            | +               |

Attention:

**SKODA SUPERB (NP) (Start-button)**

year: 2015 →

with and without Keyless System

program №: 14139

from: 2023-05-22

| connector 8 pin |        |        |        |        |        |                           |                         |
|-----------------|--------|--------|--------|--------|--------|---------------------------|-------------------------|
| CAN H           | CAN L  | CAN H  | CAN L  | CAN H  | CAN L  | OUT +                     | OUT -                   |
| CAN1-H          | CAN1-L | CAN2-H | CAN2-L | CAN3-H | CAN3-L | Alternative blink control | Alt. contr. centr. lock |
| 1               | 2      | 3      | 4      | 5      | 6      | 7                         | 8                       |
| +               | +      | +      | +      | +      | +      | +                         | +                       |

| connector 15 pin   |                        |           |            |                  |              |                     |                       |                    |                     |              |                |                    |          |              |
|--------------------|------------------------|-----------|------------|------------------|--------------|---------------------|-----------------------|--------------------|---------------------|--------------|----------------|--------------------|----------|--------------|
| OUT                | OUT                    | OUT       | OUT        | OUT              | OUT          | OUT                 | OUT                   | OUT                | OUT                 | OUT          | OUT            | OUT                | OUT      | OUT          |
| Driver door sensor | Passengers door sensor | Trunk lid | Hood sense | Original alarm++ | Arming state | Lock factory remote | Unlock factory remote | Any button pressed | Handbrake / Parking | Speed 10kmph | Engine running | Engine speed (RPM) | Ignition | Key inserted |
| 1                  | 2                      | 3         | 4          | 5                | 6            | 7                   | 8                     | 9                  | 10                  | 11           | 12             | 13                 | 14       | 15           |
| +                  | +                      | +         | +          | +                | +            | +                   | +                     | +                  | +                   | +            | +              | +                  | +        | +            |

| connector 10 pin |                           |                     |                    |                     |               |                   |                   |     |          |
|------------------|---------------------------|---------------------|--------------------|---------------------|---------------|-------------------|-------------------|-----|----------|
| OUT              | IN                        | IN                  | IN                 | IN                  | IN            | IN                | IN                | IN  | IN       |
| Footbrake        | Drivers door opening sim. | Turn off the engine | Turn on the engine | Turn signal control | Trunk release | Opening all doors | Closing all doors | GND | PWR +12V |
| 1                | 2                         | 3                   | 4                  | 5                   | 6             | 7                 | 8                 | 9   | 10       |
| +                | +                         | +                   | +                  | +                   | +             | +                 | +                 | +   | +        |

|                         |                              |                 |
|-------------------------|------------------------------|-----------------|
| Contr. of factory alarm | Contr.c.lock, when ign.is on | Comfort closure |
| +                       | +                            | +               |

Attention:

**SKODA SUPERB (3T)** year: 2014 → with and without Keyless System program №: 11173 from: 2017-09-01

| connector 8 pin |        |        |        |        |        |       |       | connector 15 pin   |                        |           |            |                  |              |                     |                       |                    |                     |              |                |                    |          |              | connector 10 pin |                           |                     |                    |                     |               |                   |                   |     |          |                         |                              |                 |
|-----------------|--------|--------|--------|--------|--------|-------|-------|--------------------|------------------------|-----------|------------|------------------|--------------|---------------------|-----------------------|--------------------|---------------------|--------------|----------------|--------------------|----------|--------------|------------------|---------------------------|---------------------|--------------------|---------------------|---------------|-------------------|-------------------|-----|----------|-------------------------|------------------------------|-----------------|
| CAN H           | CAN L  | CAN H  | CAN L  | CAN H  | CAN L  | OUT + | OUT - | OUT                | OUT                    | OUT       | OUT        | OUT              | OUT          | OUT                 | OUT                   | OUT                | OUT                 | OUT          | OUT            | OUT                | OUT      | IN           | IN               | IN                        | IN                  | IN                 | IN                  | IN            | IN                |                   |     |          |                         |                              |                 |
| CAN1-H          | CAN1-L | CAN2-H | CAN2-L | CAN3-H | CAN3-L | -     | -     | Driver door sensor | Passengers door sensor | Trunk lid | Hood sense | Original alarm++ | Arming state | Lock factory remote | Unlock factory remote | Any button pressed | Handbrake / Parking | Speed 10kmph | Engine running | Engine speed (RPM) | Ignition | Key inserted | Footbrake        | Drivers door opening sim. | Turn off the engine | Turn on the engine | Turn signal control | Trunk release | Opening all doors | Closing all doors | GND | PWR +12V | Contr. of factory alarm | Contr.c.lock. when ign.is on | Comfort closure |
| 1               | 2      | 3      | 4      | 5      | 6      | 7     | 8     | 1                  | 2                      | 3         | 4          | 5                | 6            | 7                   | 8                     | 9                  | 10                  | 11           | 12             | 13                 | 14       | 15           | 1                | 2                         | 3                   | 4                  | 5                   | 6             | 7                 | 8                 | 9   | 10       | +                       | +                            | +               |
| +               | +      | +      | +      | +      | +      | +     | +     | +                  | +                      | +         | +          | +                | +            | +                   | +                     | +                  | +                   | +            | +              | +                  | +        | +            | +                | +                         | +                   | +                  | +                   | +             | +                 | +                 | +   | +        | +                       | +                            | +               |

Attention:

**SKODA SUPERB (3T)** year: 2009 → with and without Keyless System program №: 11173 from: 2017-09-01

| connector 8 pin |        |        |        |        |        |       |       | connector 15 pin   |                        |           |            |                  |              |                     |                       |                    |                     |              |                |                    |          |              | connector 10 pin |                           |                     |                    |                     |               |                   |                   |     |          |                         |                              |                 |   |
|-----------------|--------|--------|--------|--------|--------|-------|-------|--------------------|------------------------|-----------|------------|------------------|--------------|---------------------|-----------------------|--------------------|---------------------|--------------|----------------|--------------------|----------|--------------|------------------|---------------------------|---------------------|--------------------|---------------------|---------------|-------------------|-------------------|-----|----------|-------------------------|------------------------------|-----------------|---|
| CAN H           | CAN L  | CAN H  | CAN L  | CAN H  | CAN L  | OUT + | OUT - | OUT                | OUT                    | OUT       | OUT        | OUT              | OUT          | OUT                 | OUT                   | OUT                | OUT                 | OUT          | OUT            | OUT                | OUT      | IN           | IN               | IN                        | IN                  | IN                 | IN                  | IN            | IN                | IN                | IN  | IN       | IN                      | IN                           | IN              |   |
| CAN1-H          | CAN1-L | CAN2-H | CAN2-L | CAN3-H | CAN3-L | -     | -     | Driver door sensor | Passengers door sensor | Trunk lid | Hood sense | Original alarm++ | Arming state | Lock factory remote | Unlock factory remote | Any button pressed | Handbrake / Parking | Speed 10kmph | Engine running | Engine speed (RPM) | Ignition | Key inserted | Footbrake        | Drivers door opening sim. | Turn off the engine | Turn on the engine | Turn signal control | Trunk release | Opening all doors | Closing all doors | GND | PWR +12V | Contr. of factory alarm | Contr.c.lock. when ign.is on | Comfort closure |   |
| 1               | 2      | 3      | 4      | 5      | 6      | 7     | 8     | 1                  | 2                      | 3         | 4          | 5                | 6            | 7                   | 8                     | 9                  | 10                  | 11           | 12             | 13                 | 14       | 15           | 1                | 2                         | 3                   | 4                  | 5                   | 6             | 7                 | 8                 | 9   | 10       | +                       | +                            | +               |   |
| +               | +      | +      | +      | +      | +      | +     | +     | +                  | +                      | +         | +          | +                | +            | +                   | +                     | +                  | +                   | +            | +              | +                  | +        | +            | +                | +                         | +                   | +                  | +                   | +             | +                 | +                 | +   | +        | +                       | +                            | +               | + |

Attention:

**SKODA SUPERB (3U)** year: 2003 → program №: 11111 from: 2017-09-01

| connector 8 pin |        |        |        |        |        |       |       | connector 15 pin   |                        |           |            |                  |              |                     |                       |                    |                     |              |                |                    |          |              | connector 10 pin |                           |                     |                    |                     |               |                   |                   |     |          |                         |                              |                 |   |
|-----------------|--------|--------|--------|--------|--------|-------|-------|--------------------|------------------------|-----------|------------|------------------|--------------|---------------------|-----------------------|--------------------|---------------------|--------------|----------------|--------------------|----------|--------------|------------------|---------------------------|---------------------|--------------------|---------------------|---------------|-------------------|-------------------|-----|----------|-------------------------|------------------------------|-----------------|---|
| CAN H           | CAN L  | CAN H  | CAN L  | CAN H  | CAN L  | OUT + | OUT - | OUT                | OUT                    | OUT       | OUT        | OUT              | OUT          | OUT                 | OUT                   | OUT                | OUT                 | OUT          | OUT            | OUT                | OUT      | IN           | IN               | IN                        | IN                  | IN                 | IN                  | IN            | IN                | IN                | IN  | IN       | IN                      | IN                           | IN              |   |
| CAN1-H          | CAN1-L | CAN2-H | CAN2-L | CAN3-H | CAN3-L | -     | -     | Driver door sensor | Passengers door sensor | Trunk lid | Hood sense | Original alarm++ | Arming state | Lock factory remote | Unlock factory remote | Any button pressed | Handbrake / Parking | Speed 10kmph | Engine running | Engine speed (RPM) | Ignition | Key inserted | Footbrake        | Drivers door opening sim. | Turn off the engine | Turn on the engine | Turn signal control | Trunk release | Opening all doors | Closing all doors | GND | PWR +12V | Contr. of factory alarm | Contr.c.lock. when ign.is on | Comfort closure |   |
| 1               | 2      | 3      | 4      | 5      | 6      | 7     | 8     | 1                  | 2                      | 3         | 4          | 5                | 6            | 7                   | 8                     | 9                  | 10                  | 11           | 12             | 13                 | 14       | 15           | 1                | 2                         | 3                   | 4                  | 5                   | 6             | 7                 | 8                 | 9   | 10       | +                       | +                            | +               |   |
| +               | +      | +      | +      | +      | +      | +     | +     | +                  | +                      | +         | +          | +                | +            | +                   | +                     | +                  | +                   | +            | +              | +                  | +        | +            | +                | +                         | +                   | +                  | +                   | +             | +                 | +                 | +   | +        | +                       | +                            | +               | + |

Attention:

**SKODA YETI (5L)** year: 2014 → with and without Keyless System program №: 11492 from: 2017-09-01

| connector 8 pin |        |        |        |        |        |       |       | connector 15 pin   |                        |           |            |                  |              |                     |                       |                    |                     |              |                |                    |          |              | connector 10 pin |                           |                     |                    |                     |               |                   |                   |     |          |                         |                              |                 |   |
|-----------------|--------|--------|--------|--------|--------|-------|-------|--------------------|------------------------|-----------|------------|------------------|--------------|---------------------|-----------------------|--------------------|---------------------|--------------|----------------|--------------------|----------|--------------|------------------|---------------------------|---------------------|--------------------|---------------------|---------------|-------------------|-------------------|-----|----------|-------------------------|------------------------------|-----------------|---|
| CAN H           | CAN L  | CAN H  | CAN L  | CAN H  | CAN L  | OUT + | OUT - | OUT                | OUT                    | OUT       | OUT        | OUT              | OUT          | OUT                 | OUT                   | OUT                | OUT                 | OUT          | OUT            | OUT                | OUT      | IN           | IN               | IN                        | IN                  | IN                 | IN                  | IN            | IN                | IN                | IN  | IN       | IN                      | IN                           | IN              |   |
| CAN1-H          | CAN1-L | CAN2-H | CAN2-L | CAN3-H | CAN3-L | -     | -     | Driver door sensor | Passengers door sensor | Trunk lid | Hood sense | Original alarm++ | Arming state | Lock factory remote | Unlock factory remote | Any button pressed | Handbrake / Parking | Speed 10kmph | Engine running | Engine speed (RPM) | Ignition | Key inserted | Footbrake        | Drivers door opening sim. | Turn off the engine | Turn on the engine | Turn signal control | Trunk release | Opening all doors | Closing all doors | GND | PWR +12V | Contr. of factory alarm | Contr.c.lock. when ign.is on | Comfort closure |   |
| 1               | 2      | 3      | 4      | 5      | 6      | 7     | 8     | 1                  | 2                      | 3         | 4          | 5                | 6            | 7                   | 8                     | 9                  | 10                  | 11           | 12             | 13                 | 14       | 15           | 1                | 2                         | 3                   | 4                  | 5                   | 6             | 7                 | 8                 | 9   | 10       | +                       | +                            | +               |   |
| +               | +      | +      | +      | +      | +      | +     | +     | +                  | +                      | +         | +          | +                | +            | +                   | +                     | +                  | +                   | +            | +              | +                  | +        | +            | +                | +                         | +                   | +                  | +                   | +             | +                 | +                 | +   | +        | +                       | +                            | +               | + |

Attention:

**SKODA YETI (5L)** year: 2009 → with and without Keyless System program №: 11173 from: 2017-09-01

| connector 8 pin |        |        |        |        |        |       |       | connector 15 pin   |                        |           |            |                  |              |                     |                       |                    |                     |              |                |                    |          |              | connector 10 pin |                           |                     |                    |                     |               |                   |                   |     |          |                         |                              |                 |   |
|-----------------|--------|--------|--------|--------|--------|-------|-------|--------------------|------------------------|-----------|------------|------------------|--------------|---------------------|-----------------------|--------------------|---------------------|--------------|----------------|--------------------|----------|--------------|------------------|---------------------------|---------------------|--------------------|---------------------|---------------|-------------------|-------------------|-----|----------|-------------------------|------------------------------|-----------------|---|
| CAN H           | CAN L  | CAN H  | CAN L  | CAN H  | CAN L  | OUT + | OUT - | OUT                | OUT                    | OUT       | OUT        | OUT              | OUT          | OUT                 | OUT                   | OUT                | OUT                 | OUT          | OUT            | OUT                | OUT      | IN           | IN               | IN                        | IN                  | IN                 | IN                  | IN            | IN                | IN                | IN  | IN       | IN                      | IN                           | IN              |   |
| CAN1-H          | CAN1-L | CAN2-H | CAN2-L | CAN3-H | CAN3-L | -     | -     | Driver door sensor | Passengers door sensor | Trunk lid | Hood sense | Original alarm++ | Arming state | Lock factory remote | Unlock factory remote | Any button pressed | Handbrake / Parking | Speed 10kmph | Engine running | Engine speed (RPM) | Ignition | Key inserted | Footbrake        | Drivers door opening sim. | Turn off the engine | Turn on the engine | Turn signal control | Trunk release | Opening all doors | Closing all doors | GND | PWR +12V | Contr. of factory alarm | Contr.c.lock. when ign.is on | Comfort closure |   |
| 1               | 2      | 3      | 4      | 5      | 6      | 7     | 8     | 1                  | 2                      | 3         | 4          | 5                | 6            | 7                   | 8                     | 9                  | 10                  | 11           | 12             | 13                 | 14       | 15           | 1                | 2                         | 3                   | 4                  | 5                   | 6             | 7                 | 8                 | 9   | 10       | +                       | +                            | +               |   |
| +               | +      | +      | +      | +      | +      | +     | +     | +                  | +                      | +         | +          | +                | +            | +                   | +                     | +                  | +                   | +            | +              | +                  | +        | +            | +                | +                         | +                   | +                  | +                   | +             | +                 | +                 | +   | +        | +                       | +                            | +               | + |

Attention:

**SKYWELL ET5 (Electric)**

year: 2022 →

with and without Keyless System

program №: 14649

from: 2023-05-10

connector 8 pin

| CAN H  | CAN L  | CAN H  | CAN L  | CAN H  | CAN L  | OUT + | OUT - |
|--------|--------|--------|--------|--------|--------|-------|-------|
| CAN1-H | CAN1-L | CAN2-H | CAN2-L | CAN3-H | CAN3-L | -     | -     |
| 1      | 2      | 3      | 4      | 5      | 6      | 7     | 8     |
| +      | +      |        |        |        |        |       |       |

Attention:

connector 15 pin

| OUT                | OUT                    | OUT       | OUT        | OUT              | OUT          | OUT                 | OUT                   | OUT                | OUT                 | OUT          | OUT            | OUT                | OUT      | OUT          |
|--------------------|------------------------|-----------|------------|------------------|--------------|---------------------|-----------------------|--------------------|---------------------|--------------|----------------|--------------------|----------|--------------|
| Driver door sensor | Passengers door sensor | Trunk lid | Hood sense | Original alarm++ | Arming state | Lock factory remote | Unlock factory remote | Any button pressed | Handbrake / Parking | Speed 10kmph | Engine running | Engine speed (RPM) | Ignition | Key inserted |
| 1                  | 2                      | 3         | 4          | 5                | 6            | 7                   | 8                     | 9                  | 10                  | 11           | 12             | 13                 | 14       | 15           |
| +                  | +                      | +         |            |                  | +            | +                   | +                     | +                  | +                   | +            | +              | +                  | +        | +            |

connector 10 pin

| OUT       | IN                        | IN                  | IN                 | IN                  | IN            | IN                | IN                | IN  | IN       |
|-----------|---------------------------|---------------------|--------------------|---------------------|---------------|-------------------|-------------------|-----|----------|
| Footbrake | Drivers door opening sim. | Turn off the engine | Turn on the engine | Turn signal control | Trunk release | Opening all doors | Closing all doors | GND | PWR +12V |
| 1         | 2                         | 3                   | 4                  | 5                   | 6             | 7                 | 8                 | 9   | 10       |
| +         |                           |                     |                    |                     |               |                   |                   |     | +        |

|                              |
|------------------------------|
| Contr. of factory alarm      |
| Contr.c.lock, when ign.is on |
| Comfort closure              |

**SMART FORFOUR (453) (Electric)**

year: 2020 →

with and without Keyless System

program №: 13694

from: 2021-05-17

connector 8 pin

| CAN H  | CAN L  | CAN H  | CAN L  | CAN H  | CAN L  | OUT + | OUT - |
|--------|--------|--------|--------|--------|--------|-------|-------|
| CAN1-H | CAN1-L | CAN2-H | CAN2-L | CAN3-H | CAN3-L | -     | -     |
| 1      | 2      | 3      | 4      | 5      | 6      | 7     | 8     |
| +      | +      |        |        |        |        |       |       |

Attention:

connector 15 pin

| OUT                | OUT                    | OUT       | OUT        | OUT              | OUT          | OUT                 | OUT                   | OUT                | OUT                 | OUT          | OUT            | OUT                | OUT      | OUT          |
|--------------------|------------------------|-----------|------------|------------------|--------------|---------------------|-----------------------|--------------------|---------------------|--------------|----------------|--------------------|----------|--------------|
| Driver door sensor | Passengers door sensor | Trunk lid | Hood sense | Original alarm++ | Arming state | Lock factory remote | Unlock factory remote | Any button pressed | Handbrake / Parking | Speed 10kmph | Engine running | Engine speed (RPM) | Ignition | Key inserted |
| 1                  | 2                      | 3         | 4          | 5                | 6            | 7                   | 8                     | 9                  | 10                  | 11           | 12             | 13                 | 14       | 15           |
| +                  | +                      | +         |            |                  | +            | +                   | +                     | +                  | +                   | +            | +              | +                  | +        | +            |

connector 10 pin

| OUT       | IN                        | IN                  | IN                 | IN                  | IN            | IN                | IN                | IN  | IN       |
|-----------|---------------------------|---------------------|--------------------|---------------------|---------------|-------------------|-------------------|-----|----------|
| Footbrake | Drivers door opening sim. | Turn off the engine | Turn on the engine | Turn signal control | Trunk release | Opening all doors | Closing all doors | GND | PWR +12V |
| 1         | 2                         | 3                   | 4                  | 5                   | 6             | 7                 | 8                 | 9   | 10       |
| +         |                           |                     |                    |                     |               |                   |                   |     | +        |

|                              |
|------------------------------|
| Contr. of factory alarm      |
| Contr.c.lock, when ign.is on |
| Comfort closure              |

**SMART FORFOUR (453)**

year: 2015 →

with and without Keyless System

program №: 11781

from: 2017-09-01

connector 8 pin

| CAN H  | CAN L  | CAN H  | CAN L  | CAN H  | CAN L  | OUT + | OUT - |
|--------|--------|--------|--------|--------|--------|-------|-------|
| CAN1-H | CAN1-L | CAN2-H | CAN2-L | CAN3-H | CAN3-L | -     | -     |
| 1      | 2      | 3      | 4      | 5      | 6      | 7     | 8     |
| +      | +      |        |        |        |        |       |       |

Attention:

connector 15 pin

| OUT                | OUT                    | OUT       | OUT        | OUT              | OUT          | OUT                 | OUT                   | OUT                | OUT                 | OUT          | OUT            | OUT                | OUT      | OUT          |
|--------------------|------------------------|-----------|------------|------------------|--------------|---------------------|-----------------------|--------------------|---------------------|--------------|----------------|--------------------|----------|--------------|
| Driver door sensor | Passengers door sensor | Trunk lid | Hood sense | Original alarm++ | Arming state | Lock factory remote | Unlock factory remote | Any button pressed | Handbrake / Parking | Speed 10kmph | Engine running | Engine speed (RPM) | Ignition | Key inserted |
| 1                  | 2                      | 3         | 4          | 5                | 6            | 7                   | 8                     | 9                  | 10                  | 11           | 12             | 13                 | 14       | 15           |
| +                  | +                      | +         |            |                  | +            | +                   | +                     | +                  | +                   | +            | +              | +                  | +        | +            |

connector 10 pin

| OUT       | IN                        | IN                  | IN                 | IN                  | IN            | IN                | IN                | IN  | IN       |
|-----------|---------------------------|---------------------|--------------------|---------------------|---------------|-------------------|-------------------|-----|----------|
| Footbrake | Drivers door opening sim. | Turn off the engine | Turn on the engine | Turn signal control | Trunk release | Opening all doors | Closing all doors | GND | PWR +12V |
| 1         | 2                         | 3                   | 4                  | 5                   | 6             | 7                 | 8                 | 9   | 10       |
| +         |                           |                     |                    |                     |               |                   |                   |     | +        |

|                              |
|------------------------------|
| Contr. of factory alarm      |
| Contr.c.lock, when ign.is on |
| Comfort closure              |

**SMART FORTWO (453) (BETA)**

year: 2020 →

with and without Keyless System

program №: 14948

from: preliminary

connector 8 pin

| CAN H  | CAN L  | CAN H  | CAN L  | CAN H  | CAN L  | OUT + | OUT - |
|--------|--------|--------|--------|--------|--------|-------|-------|
| CAN1-H | CAN1-L | CAN2-H | CAN2-L | CAN3-H | CAN3-L | -     | -     |
| 1      | 2      | 3      | 4      | 5      | 6      | 7     | 8     |
| +      | +      |        |        |        |        |       |       |

Attention:

connector 15 pin

| OUT                | OUT                    | OUT       | OUT        | OUT              | OUT          | OUT                 | OUT                   | OUT                | OUT                 | OUT          | OUT            | OUT                | OUT      | OUT          |
|--------------------|------------------------|-----------|------------|------------------|--------------|---------------------|-----------------------|--------------------|---------------------|--------------|----------------|--------------------|----------|--------------|
| Driver door sensor | Passengers door sensor | Trunk lid | Hood sense | Original alarm++ | Arming state | Lock factory remote | Unlock factory remote | Any button pressed | Handbrake / Parking | Speed 10kmph | Engine running | Engine speed (RPM) | Ignition | Key inserted |
| 1                  | 2                      | 3         | 4          | 5                | 6            | 7                   | 8                     | 9                  | 10                  | 11           | 12             | 13                 | 14       | 15           |
| +                  | +                      | +         |            |                  | +            | +                   | +                     | +                  | +                   | +            | +              | +                  | +        | +            |

connector 10 pin

| OUT       | IN                        | IN                  | IN                 | IN                  | IN            | IN                | IN                | IN  | IN       |
|-----------|---------------------------|---------------------|--------------------|---------------------|---------------|-------------------|-------------------|-----|----------|
| Footbrake | Drivers door opening sim. | Turn off the engine | Turn on the engine | Turn signal control | Trunk release | Opening all doors | Closing all doors | GND | PWR +12V |
| 1         | 2                         | 3                   | 4                  | 5                   | 6             | 7                 | 8                 | 9   | 10       |
| +         |                           |                     |                    |                     |               |                   |                   |     | +        |

|                              |
|------------------------------|
| Contr. of factory alarm      |
| Contr.c.lock, when ign.is on |
| Comfort closure              |

**SMART FORTWO (453)**

year: 2015 →

with and without Keyless System

program №: 11781

from: 2017-09-01

connector 8 pin

| CAN H  | CAN L  | CAN H  | CAN L  | CAN H  | CAN L  | OUT + | OUT - |
|--------|--------|--------|--------|--------|--------|-------|-------|
| CAN1-H | CAN1-L | CAN2-H | CAN2-L | CAN3-H | CAN3-L | -     | -     |
| 1      | 2      | 3      | 4      | 5      | 6      | 7     | 8     |
| +      | +      |        |        |        |        |       |       |

Attention:

connector 15 pin

| OUT                | OUT                    | OUT       | OUT        | OUT              | OUT          | OUT                 | OUT                   | OUT                | OUT                 | OUT          | OUT            | OUT                | OUT      | OUT          |
|--------------------|------------------------|-----------|------------|------------------|--------------|---------------------|-----------------------|--------------------|---------------------|--------------|----------------|--------------------|----------|--------------|
| Driver door sensor | Passengers door sensor | Trunk lid | Hood sense | Original alarm++ | Arming state | Lock factory remote | Unlock factory remote | Any button pressed | Handbrake / Parking | Speed 10kmph | Engine running | Engine speed (RPM) | Ignition | Key inserted |
| 1                  | 2                      | 3         | 4          | 5                | 6            | 7                   | 8                     | 9                  | 10                  | 11           | 12             | 13                 | 14       | 15           |
| +                  | +                      | +         |            |                  | +            | +                   | +                     | +                  | +                   | +            | +              | +                  | +        | +            |

connector 10 pin

| OUT       | IN                        | IN                  | IN                 | IN                  | IN            | IN                | IN                | IN  | IN       |
|-----------|---------------------------|---------------------|--------------------|---------------------|---------------|-------------------|-------------------|-----|----------|
| Footbrake | Drivers door opening sim. | Turn off the engine | Turn on the engine | Turn signal control | Trunk release | Opening all doors | Closing all doors | GND | PWR +12V |
| 1         | 2                         | 3                   | 4                  | 5                   | 6             | 7                 | 8                 | 9   | 10       |
| +         |                           |                     |                    |                     |               |                   |                   |     | +        |

|                              |
|------------------------------|
| Contr. of factory alarm      |
| Contr.c.lock, when ign.is on |
| Comfort closure              |





**SSANGYONG ACTYON**

year: 2013 →

without Keyless System

program №: 11482

from: 2017-09-01

| connector 8 pin |        |        |        |        |        |                           |                         |
|-----------------|--------|--------|--------|--------|--------|---------------------------|-------------------------|
| CAN H           | CAN L  | CAN H  | CAN L  | CAN H  | CAN L  | OUT +                     | OUT -                   |
| CAN1-H          | CAN1-L | CAN2-H | CAN2-L | CAN3-H | CAN3-L | Alternative blink control | Alt. contr. centr. lock |
| 1               | 2      | 3      | 4      | 5      | 6      | 7                         | 8                       |
| +               | +      | +      | +      | +      | +      | +                         | +                       |

| connector 15 pin   |                        |           |            |                  |              |                     |                       |                    |                     |              |                |                    |          |              |
|--------------------|------------------------|-----------|------------|------------------|--------------|---------------------|-----------------------|--------------------|---------------------|--------------|----------------|--------------------|----------|--------------|
| OUT                | OUT                    | OUT       | OUT        | OUT              | OUT          | OUT                 | OUT                   | OUT                | OUT                 | OUT          | OUT            | OUT                | OUT      | OUT          |
| Driver door sensor | Passengers door sensor | Trunk lid | Hood sense | Original alarm++ | Arming state | Lock factory remote | Unlock factory remote | Any button pressed | Handbrake / Parking | Speed 10kmph | Engine running | Engine speed (RPM) | Ignition | Key inserted |
| 1                  | 2                      | 3         | 4          | 5                | 6            | 7                   | 8                     | 9                  | 10                  | 11           | 12             | 13                 | 14       | 15           |
| +                  | +                      | +         | +          | +                | +            | +                   | +                     | +                  | +                   | +            | +              | +                  | +        | +            |

| connector 10 pin |                           |                     |                    |                     |               |                   |                   |     |          |
|------------------|---------------------------|---------------------|--------------------|---------------------|---------------|-------------------|-------------------|-----|----------|
| OUT              | IN                        | IN                  | IN                 | IN                  | IN            | IN                | IN                | IN  | IN       |
| Footbrake        | Drivers door opening sim. | Turn off the engine | Turn on the engine | Turn signal control | Trunk release | Opening all doors | Closing all doors | GND | PWR +12V |
| 1                | 2                         | 3                   | 4                  | 5                   | 6             | 7                 | 8                 | 9   | 10       |
| +                | +                         | +                   | +                  | +                   | +             | +                 | +                 | +   | +        |

Attention:

Switches

**SSANGYONG KORANDO (C300) (Keyless)**

year: 2019 →

with Keyless System

program №: 13967

from: 2023-11-08

| connector 8 pin |        |        |        |        |        |                           |                         |
|-----------------|--------|--------|--------|--------|--------|---------------------------|-------------------------|
| CAN H           | CAN L  | CAN H  | CAN L  | CAN H  | CAN L  | OUT +                     | OUT -                   |
| CAN1-H          | CAN1-L | CAN2-H | CAN2-L | CAN3-H | CAN3-L | Alternative blink control | Alt. contr. centr. lock |
| 1               | 2      | 3      | 4      | 5      | 6      | 7                         | 8                       |
| +               | +      | +      | +      | +      | +      | +                         | +                       |

| connector 15 pin   |                        |           |            |                  |              |                     |                       |                    |                     |              |                |                    |          |              |
|--------------------|------------------------|-----------|------------|------------------|--------------|---------------------|-----------------------|--------------------|---------------------|--------------|----------------|--------------------|----------|--------------|
| OUT                | OUT                    | OUT       | OUT        | OUT              | OUT          | OUT                 | OUT                   | OUT                | OUT                 | OUT          | OUT            | OUT                | OUT      | OUT          |
| Driver door sensor | Passengers door sensor | Trunk lid | Hood sense | Original alarm++ | Arming state | Lock factory remote | Unlock factory remote | Any button pressed | Handbrake / Parking | Speed 10kmph | Engine running | Engine speed (RPM) | Ignition | Key inserted |
| 1                  | 2                      | 3         | 4          | 5                | 6            | 7                   | 8                     | 9                  | 10                  | 11           | 12             | 13                 | 14       | 15           |
| +                  | +                      | +         | +          | +                | +            | +                   | +                     | +                  | +                   | +            | +              | +                  | +        | +            |

| connector 10 pin |                           |                     |                    |                     |               |                   |                   |     |          |
|------------------|---------------------------|---------------------|--------------------|---------------------|---------------|-------------------|-------------------|-----|----------|
| OUT              | IN                        | IN                  | IN                 | IN                  | IN            | IN                | IN                | IN  | IN       |
| Footbrake        | Drivers door opening sim. | Turn off the engine | Turn on the engine | Turn signal control | Trunk release | Opening all doors | Closing all doors | GND | PWR +12V |
| 1                | 2                         | 3                   | 4                  | 5                   | 6             | 7                 | 8                 | 9   | 10       |
| +                | +                         | +                   | +                  | +                   | +             | +                 | +                 | +   | +        |

Attention:

Switches

**SSANGYONG KORANDO (C300)**

year: 2019 →

without Keyless System

program №: 14988

from: 2023-11-07

| connector 8 pin |        |        |        |        |        |                           |                         |
|-----------------|--------|--------|--------|--------|--------|---------------------------|-------------------------|
| CAN H           | CAN L  | CAN H  | CAN L  | CAN H  | CAN L  | OUT +                     | OUT -                   |
| CAN1-H          | CAN1-L | CAN2-H | CAN2-L | CAN3-H | CAN3-L | Alternative blink control | Alt. contr. centr. lock |
| 1               | 2      | 3      | 4      | 5      | 6      | 7                         | 8                       |
| +               | +      | +      | +      | +      | +      | +                         | +                       |

| connector 15 pin   |                        |           |            |                  |              |                     |                       |                    |                     |              |                |                    |          |              |
|--------------------|------------------------|-----------|------------|------------------|--------------|---------------------|-----------------------|--------------------|---------------------|--------------|----------------|--------------------|----------|--------------|
| OUT                | OUT                    | OUT       | OUT        | OUT              | OUT          | OUT                 | OUT                   | OUT                | OUT                 | OUT          | OUT            | OUT                | OUT      | OUT          |
| Driver door sensor | Passengers door sensor | Trunk lid | Hood sense | Original alarm++ | Arming state | Lock factory remote | Unlock factory remote | Any button pressed | Handbrake / Parking | Speed 10kmph | Engine running | Engine speed (RPM) | Ignition | Key inserted |
| 1                  | 2                      | 3         | 4          | 5                | 6            | 7                   | 8                     | 9                  | 10                  | 11           | 12             | 13                 | 14       | 15           |
| +                  | +                      | +         | +          | +                | +            | +                   | +                     | +                  | +                   | +            | +              | +                  | +        | +            |

| connector 10 pin |                           |                     |                    |                     |               |                   |                   |     |          |
|------------------|---------------------------|---------------------|--------------------|---------------------|---------------|-------------------|-------------------|-----|----------|
| OUT              | IN                        | IN                  | IN                 | IN                  | IN            | IN                | IN                | IN  | IN       |
| Footbrake        | Drivers door opening sim. | Turn off the engine | Turn on the engine | Turn signal control | Trunk release | Opening all doors | Closing all doors | GND | PWR +12V |
| 1                | 2                         | 3                   | 4                  | 5                   | 6             | 7                 | 8                 | 9   | 10       |
| +                | +                         | +                   | +                  | +                   | +             | +                 | +                 | +   | +        |

Attention:

Switches

**SSANGYONG KYRON**

year: 2007 →

without Keyless System

program №: 11482

from: 2017-09-01

| connector 8 pin |        |        |        |        |        |                           |                         |
|-----------------|--------|--------|--------|--------|--------|---------------------------|-------------------------|
| CAN H           | CAN L  | CAN H  | CAN L  | CAN H  | CAN L  | OUT +                     | OUT -                   |
| CAN1-H          | CAN1-L | CAN2-H | CAN2-L | CAN3-H | CAN3-L | Alternative blink control | Alt. contr. centr. lock |
| 1               | 2      | 3      | 4      | 5      | 6      | 7                         | 8                       |
| +               | +      | +      | +      | +      | +      | +                         | +                       |

| connector 15 pin   |                        |           |            |                  |              |                     |                       |                    |                     |              |                |                    |          |              |
|--------------------|------------------------|-----------|------------|------------------|--------------|---------------------|-----------------------|--------------------|---------------------|--------------|----------------|--------------------|----------|--------------|
| OUT                | OUT                    | OUT       | OUT        | OUT              | OUT          | OUT                 | OUT                   | OUT                | OUT                 | OUT          | OUT            | OUT                | OUT      | OUT          |
| Driver door sensor | Passengers door sensor | Trunk lid | Hood sense | Original alarm++ | Arming state | Lock factory remote | Unlock factory remote | Any button pressed | Handbrake / Parking | Speed 10kmph | Engine running | Engine speed (RPM) | Ignition | Key inserted |
| 1                  | 2                      | 3         | 4          | 5                | 6            | 7                   | 8                     | 9                  | 10                  | 11           | 12             | 13                 | 14       | 15           |
| +                  | +                      | +         | +          | +                | +            | +                   | +                     | +                  | +                   | +            | +              | +                  | +        | +            |

| connector 10 pin |                           |                     |                    |                     |               |                   |                   |     |          |
|------------------|---------------------------|---------------------|--------------------|---------------------|---------------|-------------------|-------------------|-----|----------|
| OUT              | IN                        | IN                  | IN                 | IN                  | IN            | IN                | IN                | IN  | IN       |
| Footbrake        | Drivers door opening sim. | Turn off the engine | Turn on the engine | Turn signal control | Trunk release | Opening all doors | Closing all doors | GND | PWR +12V |
| 1                | 2                         | 3                   | 4                  | 5                   | 6             | 7                 | 8                 | 9   | 10       |
| +                | +                         | +                   | +                  | +                   | +             | +                 | +                 | +   | +        |

Attention:

Switches

**SSANGYONG MUSSO (Keyless)**

year: 2022 →

with Keyless System

program №: 14987

from: 2023-10-31

| connector 8 pin |        |        |        |        |        |                           |                         |
|-----------------|--------|--------|--------|--------|--------|---------------------------|-------------------------|
| CAN H           | CAN L  | CAN H  | CAN L  | CAN H  | CAN L  | OUT +                     | OUT -                   |
| CAN1-H          | CAN1-L | CAN2-H | CAN2-L | CAN3-H | CAN3-L | Alternative blink control | Alt. contr. centr. lock |
| 1               | 2      | 3      | 4      | 5      | 6      | 7                         | 8                       |
| +               | +      | +      | +      | +      | +      | +                         | +                       |

| connector 15 pin   |                        |           |            |                  |              |                     |                       |                    |                     |              |                |                    |          |              |
|--------------------|------------------------|-----------|------------|------------------|--------------|---------------------|-----------------------|--------------------|---------------------|--------------|----------------|--------------------|----------|--------------|
| OUT                | OUT                    | OUT       | OUT        | OUT              | OUT          | OUT                 | OUT                   | OUT                | OUT                 | OUT          | OUT            | OUT                | OUT      | OUT          |
| Driver door sensor | Passengers door sensor | Trunk lid | Hood sense | Original alarm++ | Arming state | Lock factory remote | Unlock factory remote | Any button pressed | Handbrake / Parking | Speed 10kmph | Engine running | Engine speed (RPM) | Ignition | Key inserted |
| 1                  | 2                      | 3         | 4          | 5                | 6            | 7                   | 8                     | 9                  | 10                  | 11           | 12             | 13                 | 14       | 15           |
| +                  | +                      | +         | +          | +                | +            | +                   | +                     | +                  | +                   | +            | +              | +                  | +        | +            |

| connector 10 pin |                           |                     |                    |                     |               |                   |                   |     |          |
|------------------|---------------------------|---------------------|--------------------|---------------------|---------------|-------------------|-------------------|-----|----------|
| OUT              | IN                        | IN                  | IN                 | IN                  | IN            | IN                | IN                | IN  | IN       |
| Footbrake        | Drivers door opening sim. | Turn off the engine | Turn on the engine | Turn signal control | Trunk release | Opening all doors | Closing all doors | GND | PWR +12V |
| 1                | 2                         | 3                   | 4                  | 5                   | 6             | 7                 | 8                 | 9   | 10       |
| +                | +                         | +                   | +                  | +                   | +             | +                 | +                 | +   | +        |

Attention:

Switches

**SSANGYONG MUSSO GRAND**

year: **2021 →**

without Keyless System

program No: **15125**

from: **2023-11-08**

| connector 8 pin |        |        |        |        |        |                           |                         |
|-----------------|--------|--------|--------|--------|--------|---------------------------|-------------------------|
| CAN H           | CAN L  | CAN H  | CAN L  | CAN H  | CAN L  | OUT +                     | OUT -                   |
| CAN1-H          | CAN1-L | CAN2-H | CAN2-L | CAN3-H | CAN3-L | Alternative blink control | Alt. contr. centr. lock |
| 1 +             | 2 +    | 3 +    | 4 +    | 5 +    | 6 +    | 7 +                       | 8 +                     |

| connector 15 pin   |                        |           |            |                  |              |                     |                       |                    |                     |              |                |                    |          |              |
|--------------------|------------------------|-----------|------------|------------------|--------------|---------------------|-----------------------|--------------------|---------------------|--------------|----------------|--------------------|----------|--------------|
| OUT                | OUT                    | OUT       | OUT        | OUT              | OUT          | OUT                 | OUT                   | OUT                | OUT                 | OUT          | OUT            | OUT                | OUT      | OUT          |
| Driver door sensor | Passengers door sensor | Trunk lid | Hood sense | Original alarm++ | Arming state | Lock factory remote | Unlock factory remote | Any button pressed | Handbrake / Parking | Speed 10kmph | Engine running | Engine speed (RPM) | Ignition | Key inserted |
| 1 +                | 2 +                    | 3 +       | 4 +        | 5 +              | 6 +          | 7 +                 | 8 +                   | 9 +                | 10 +                | 11 +         | 12 +           | 13 +               | 14 +     | 15 +         |

| connector 10 pin |                           |                     |                    |                     |               |                   |                   |      |          |
|------------------|---------------------------|---------------------|--------------------|---------------------|---------------|-------------------|-------------------|------|----------|
| OUT              | IN                        | IN                  | IN                 | IN                  | IN            | IN                | IN                | IN   | +        |
| Footbrake        | Drivers door opening sim. | Turn off the engine | Turn on the engine | Turn signal control | Trunk release | Opening all doors | Closing all doors | GND  | PWR +12V |
| 1 +              | 2 IN                      | 3 IN                | 4 IN               | 5 IN                | 6 IN          | 7 IN              | 8 IN              | 9 IN | 10 +     |

|                         |                              |                 |
|-------------------------|------------------------------|-----------------|
| Contr. of factory alarm | Contr.c.lock, when ign.is on | Comfort closure |
|-------------------------|------------------------------|-----------------|

Attention:

Switches

**SSANGYONG REXTON**

year: **2021 →**

with Keyless System

program No: **14322**

from: **2022-08-17**

| connector 8 pin |        |        |        |        |        |                           |                         |
|-----------------|--------|--------|--------|--------|--------|---------------------------|-------------------------|
| CAN H           | CAN L  | CAN H  | CAN L  | CAN H  | CAN L  | OUT +                     | OUT -                   |
| CAN1-H          | CAN1-L | CAN2-H | CAN2-L | CAN3-H | CAN3-L | Alternative blink control | Alt. contr. centr. lock |
| 1 +             | 2 +    | 3 +    | 4 +    | 5 +    | 6 +    | 7 +                       | 8 +                     |

| connector 15 pin   |                        |           |            |                  |              |                     |                       |                    |                     |              |                |                    |          |              |
|--------------------|------------------------|-----------|------------|------------------|--------------|---------------------|-----------------------|--------------------|---------------------|--------------|----------------|--------------------|----------|--------------|
| OUT                | OUT                    | OUT       | OUT        | OUT              | OUT          | OUT                 | OUT                   | OUT                | OUT                 | OUT          | OUT            | OUT                | OUT      | OUT          |
| Driver door sensor | Passengers door sensor | Trunk lid | Hood sense | Original alarm++ | Arming state | Lock factory remote | Unlock factory remote | Any button pressed | Handbrake / Parking | Speed 10kmph | Engine running | Engine speed (RPM) | Ignition | Key inserted |
| 1 +                | 2 +                    | 3 +       | 4 +        | 5 +              | 6 +          | 7 +                 | 8 +                   | 9 +                | 10 +                | 11 +         | 12 +           | 13 +               | 14 +     | 15 +         |

| connector 10 pin |                           |                     |                    |                     |               |                   |                   |      |          |
|------------------|---------------------------|---------------------|--------------------|---------------------|---------------|-------------------|-------------------|------|----------|
| OUT              | IN                        | IN                  | IN                 | IN                  | IN            | IN                | IN                | IN   | +        |
| Footbrake        | Drivers door opening sim. | Turn off the engine | Turn on the engine | Turn signal control | Trunk release | Opening all doors | Closing all doors | GND  | PWR +12V |
| 1 +              | 2 IN                      | 3 IN                | 4 IN               | 5 IN                | 6 IN          | 7 IN              | 8 IN              | 9 IN | 10 +     |

|                         |                              |                 |
|-------------------------|------------------------------|-----------------|
| Contr. of factory alarm | Contr.c.lock, when ign.is on | Comfort closure |
|-------------------------|------------------------------|-----------------|

Attention:

Switches

**SSANGYONG REXTON**

year: **2013 →**

without Keyless System

program No: **11482**

from: **2017-09-01**

| connector 8 pin |        |        |        |        |        |                           |                         |
|-----------------|--------|--------|--------|--------|--------|---------------------------|-------------------------|
| CAN H           | CAN L  | CAN H  | CAN L  | CAN H  | CAN L  | OUT +                     | OUT -                   |
| CAN1-H          | CAN1-L | CAN2-H | CAN2-L | CAN3-H | CAN3-L | Alternative blink control | Alt. contr. centr. lock |
| 1 +             | 2 +    | 3 +    | 4 +    | 5 +    | 6 +    | 7 +                       | 8 +                     |

| connector 15 pin   |                        |           |            |                  |              |                     |                       |                    |                     |              |                |                    |          |              |
|--------------------|------------------------|-----------|------------|------------------|--------------|---------------------|-----------------------|--------------------|---------------------|--------------|----------------|--------------------|----------|--------------|
| OUT                | OUT                    | OUT       | OUT        | OUT              | OUT          | OUT                 | OUT                   | OUT                | OUT                 | OUT          | OUT            | OUT                | OUT      | OUT          |
| Driver door sensor | Passengers door sensor | Trunk lid | Hood sense | Original alarm++ | Arming state | Lock factory remote | Unlock factory remote | Any button pressed | Handbrake / Parking | Speed 10kmph | Engine running | Engine speed (RPM) | Ignition | Key inserted |
| 1 +                | 2 +                    | 3 +       | 4 +        | 5 +              | 6 +          | 7 +                 | 8 +                   | 9 +                | 10 +                | 11 +         | 12 +           | 13 +               | 14 +     | 15 +         |

| connector 10 pin |                           |                     |                    |                     |               |                   |                   |      |          |
|------------------|---------------------------|---------------------|--------------------|---------------------|---------------|-------------------|-------------------|------|----------|
| OUT              | IN                        | IN                  | IN                 | IN                  | IN            | IN                | IN                | IN   | +        |
| Footbrake        | Drivers door opening sim. | Turn off the engine | Turn on the engine | Turn signal control | Trunk release | Opening all doors | Closing all doors | GND  | PWR +12V |
| 1 +              | 2 IN                      | 3 IN                | 4 IN               | 5 IN                | 6 IN          | 7 IN              | 8 IN              | 9 IN | 10 +     |

|                         |                              |                 |
|-------------------------|------------------------------|-----------------|
| Contr. of factory alarm | Contr.c.lock, when ign.is on | Comfort closure |
|-------------------------|------------------------------|-----------------|

Attention:

Switches

**SSANGYONG STAVIC**

year: **2014 →**

without Keyless System

program No: **11482**

from: **2017-09-01**

| connector 8 pin |        |        |        |        |        |                           |                         |
|-----------------|--------|--------|--------|--------|--------|---------------------------|-------------------------|
| CAN H           | CAN L  | CAN H  | CAN L  | CAN H  | CAN L  | OUT +                     | OUT -                   |
| CAN1-H          | CAN1-L | CAN2-H | CAN2-L | CAN3-H | CAN3-L | Alternative blink control | Alt. contr. centr. lock |
| 1 +             | 2 +    | 3 +    | 4 +    | 5 +    | 6 +    | 7 +                       | 8 +                     |

| connector 15 pin   |                        |           |            |                  |              |                     |                       |                    |                     |              |                |                    |          |              |
|--------------------|------------------------|-----------|------------|------------------|--------------|---------------------|-----------------------|--------------------|---------------------|--------------|----------------|--------------------|----------|--------------|
| OUT                | OUT                    | OUT       | OUT        | OUT              | OUT          | OUT                 | OUT                   | OUT                | OUT                 | OUT          | OUT            | OUT                | OUT      | OUT          |
| Driver door sensor | Passengers door sensor | Trunk lid | Hood sense | Original alarm++ | Arming state | Lock factory remote | Unlock factory remote | Any button pressed | Handbrake / Parking | Speed 10kmph | Engine running | Engine speed (RPM) | Ignition | Key inserted |
| 1 +                | 2 +                    | 3 +       | 4 +        | 5 +              | 6 +          | 7 +                 | 8 +                   | 9 +                | 10 +                | 11 +         | 12 +           | 13 +               | 14 +     | 15 +         |

| connector 10 pin |                           |                     |                    |                     |               |                   |                   |      |          |
|------------------|---------------------------|---------------------|--------------------|---------------------|---------------|-------------------|-------------------|------|----------|
| OUT              | IN                        | IN                  | IN                 | IN                  | IN            | IN                | IN                | IN   | +        |
| Footbrake        | Drivers door opening sim. | Turn off the engine | Turn on the engine | Turn signal control | Trunk release | Opening all doors | Closing all doors | GND  | PWR +12V |
| 1 +              | 2 IN                      | 3 IN                | 4 IN               | 5 IN                | 6 IN          | 7 IN              | 8 IN              | 9 IN | 10 +     |

|                         |                              |                 |
|-------------------------|------------------------------|-----------------|
| Contr. of factory alarm | Contr.c.lock, when ign.is on | Comfort closure |
|-------------------------|------------------------------|-----------------|

Attention:

Switches

**SSANGYONG TIVOLI (Keyless)**

year: **2020 →**

with Keyless System

program No: **13966**

from: **2023-11-08**

| connector 8 pin |        |        |        |        |        |                           |                         |
|-----------------|--------|--------|--------|--------|--------|---------------------------|-------------------------|
| CAN H           | CAN L  | CAN H  | CAN L  | CAN H  | CAN L  | OUT +                     | OUT -                   |
| CAN1-H          | CAN1-L | CAN2-H | CAN2-L | CAN3-H | CAN3-L | Alternative blink control | Alt. contr. centr. lock |
| 1 +             | 2 +    | 3 +    | 4 +    | 5 +    | 6 +    | 7 +                       | 8 +                     |

| connector 15 pin   |                        |           |            |                  |              |                     |                       |                    |                     |              |                |                    |          |              |
|--------------------|------------------------|-----------|------------|------------------|--------------|---------------------|-----------------------|--------------------|---------------------|--------------|----------------|--------------------|----------|--------------|
| OUT                | OUT                    | OUT       | OUT        | OUT              | OUT          | OUT                 | OUT                   | OUT                | OUT                 | OUT          | OUT            | OUT                | OUT      | OUT          |
| Driver door sensor | Passengers door sensor | Trunk lid | Hood sense | Original alarm++ | Arming state | Lock factory remote | Unlock factory remote | Any button pressed | Handbrake / Parking | Speed 10kmph | Engine running | Engine speed (RPM) | Ignition | Key inserted |
| 1 +                | 2 +                    | 3 +       | 4 +        | 5 +              | 6 +          | 7 +                 | 8 +                   | 9 +                | 10 +                | 11 +         | 12 +           | 13 +               | 14 +     | 15 +         |

| connector 10 pin |                           |                     |                    |                     |               |                   |                   |      |          |
|------------------|---------------------------|---------------------|--------------------|---------------------|---------------|-------------------|-------------------|------|----------|
| OUT              | IN                        | IN                  | IN                 | IN                  | IN            | IN                | IN                | IN   | +        |
| Footbrake        | Drivers door opening sim. | Turn off the engine | Turn on the engine | Turn signal control | Trunk release | Opening all doors | Closing all doors | GND  | PWR +12V |
| 1 +              | 2 IN                      | 3 IN                | 4 IN               | 5 IN                | 6 IN          | 7 IN              | 8 IN              | 9 IN | 10 +     |

|                         |                              |                 |
|-------------------------|------------------------------|-----------------|
| Contr. of factory alarm | Contr.c.lock, when ign.is on | Comfort closure |
|-------------------------|------------------------------|-----------------|

Attention:

Switches

| SSANGYONG TIVOLI |        |        |        |        |        |                           |                         |       |       | year: 2015 →       |                        |           |            |                  |              |                     |                       |                    |                     | program #: 12191 |                |                    |          |              |           |                           |                     |                    |                     | from: 2018-01-31 |                   |                   |     |          |                         |                              |                 |
|------------------|--------|--------|--------|--------|--------|---------------------------|-------------------------|-------|-------|--------------------|------------------------|-----------|------------|------------------|--------------|---------------------|-----------------------|--------------------|---------------------|------------------|----------------|--------------------|----------|--------------|-----------|---------------------------|---------------------|--------------------|---------------------|------------------|-------------------|-------------------|-----|----------|-------------------------|------------------------------|-----------------|
| connector 8 pin  |        |        |        |        |        |                           |                         |       |       | connector 15 pin   |                        |           |            |                  |              |                     |                       |                    |                     | connector 10 pin |                |                    |          |              |           |                           |                     |                    |                     |                  |                   |                   |     |          |                         |                              |                 |
| CAN H            | CAN L  | CAN H  | CAN L  | CAN H  | CAN L  | OUT +                     | OUT -                   | OUT + | OUT - | OUT                | OUT                    | OUT       | OUT        | OUT              | OUT          | OUT                 | OUT                   | OUT                | OUT                 | OUT              | IN             | IN                 | IN       | IN           | IN        | IN                        | IN                  | IN                 | IN                  |                  |                   |                   |     |          |                         |                              |                 |
| CAN1-H           | CAN1-L | CAN2-H | CAN2-L | CAN3-H | CAN3-L | Alternative blink control | Alt. contr. centr. lock |       |       | Driver door sensor | Passengers door sensor | Trunk lid | Hood sense | Original alarm++ | Arming state | Lock factory remote | Unlock factory remote | Any button pressed | Handbrake / Parking | Speed 10kmph     | Engine running | Engine speed (RPM) | Ignition | Key inserted | Footbrake | Drivers door opening sim. | Turn off the engine | Turn on the engine | Turn signal control | Trunk release    | Opening all doors | Closing all doors | GND | PWR +12V | Contr. of factory alarm | Contr.c.lock. when ign.is on | Comfort closure |
| 1                | 2      | 3      | 4      | 5      | 6      | 7                         | 8                       |       |       | 1                  | 2                      | 3         | 4          | 5                | 6            | 7                   | 8                     | 9                  | 10                  | 11               | 12             | 13                 | 14       | 15           | 1         | 2                         | 3                   | 4                  | 5                   | 6                | 7                 | 8                 | 9   | 10       |                         |                              |                 |
| +                | +      | +      | +      | +      | +      | +                         | +                       |       |       | +                  | +                      | +         | +          | +                | +            | +                   | +                     | +                  | +                   | +                | +              | +                  | +        | +            | +         | +                         | +                   | +                  | +                   | +                | +                 | +                 | +   | +        | +                       | +                            | +               |

Attention:

Switches

| SSANGYONG TIVOLI GRAND (Keyless) |        |        |        |        |        |                           |                         |       |       | year: 2020 →       |                        |           |            |                  |              |                     |                       |                    |                     | with Keyless System |                |                    |          |              |           |                           |                     |                    |                     | program #: 13964 |                   |                   |     |          |                         |                              |                 |  |  | from: 2021-12-16 |  |  |
|----------------------------------|--------|--------|--------|--------|--------|---------------------------|-------------------------|-------|-------|--------------------|------------------------|-----------|------------|------------------|--------------|---------------------|-----------------------|--------------------|---------------------|---------------------|----------------|--------------------|----------|--------------|-----------|---------------------------|---------------------|--------------------|---------------------|------------------|-------------------|-------------------|-----|----------|-------------------------|------------------------------|-----------------|--|--|------------------|--|--|
| connector 8 pin                  |        |        |        |        |        |                           |                         |       |       | connector 15 pin   |                        |           |            |                  |              |                     |                       |                    |                     | connector 10 pin    |                |                    |          |              |           |                           |                     |                    |                     |                  |                   |                   |     |          |                         |                              |                 |  |  |                  |  |  |
| CAN H                            | CAN L  | CAN H  | CAN L  | CAN H  | CAN L  | OUT +                     | OUT -                   | OUT + | OUT - | OUT                | OUT                    | OUT       | OUT        | OUT              | OUT          | OUT                 | OUT                   | OUT                | OUT                 | OUT                 | IN             | IN                 | IN       | IN           | IN        | IN                        | IN                  | IN                 | IN                  |                  |                   |                   |     |          |                         |                              |                 |  |  |                  |  |  |
| CAN1-H                           | CAN1-L | CAN2-H | CAN2-L | CAN3-H | CAN3-L | Alternative blink control | Alt. contr. centr. lock |       |       | Driver door sensor | Passengers door sensor | Trunk lid | Hood sense | Original alarm++ | Arming state | Lock factory remote | Unlock factory remote | Any button pressed | Handbrake / Parking | Speed 10kmph        | Engine running | Engine speed (RPM) | Ignition | Key inserted | Footbrake | Drivers door opening sim. | Turn off the engine | Turn on the engine | Turn signal control | Trunk release    | Opening all doors | Closing all doors | GND | PWR +12V | Contr. of factory alarm | Contr.c.lock. when ign.is on | Comfort closure |  |  |                  |  |  |
| 1                                | 2      | 3      | 4      | 5      | 6      | 7                         | 8                       |       |       | 1                  | 2                      | 3         | 4          | 5                | 6            | 7                   | 8                     | 9                  | 10                  | 11                  | 12             | 13                 | 14       | 15           | 1         | 2                         | 3                   | 4                  | 5                   | 6                | 7                 | 8                 | 9   | 10       |                         |                              |                 |  |  |                  |  |  |
| +                                | +      | +      | +      | +      | +      | +                         | +                       |       |       | +                  | +                      | +         | +          | +                | +            | +                   | +                     | +                  | +                   | +                   | +              | +                  | +        | +            | +         | +                         | +                   | +                  | +                   | +                | +                 | +                 | +   | +        | +                       | +                            | +               |  |  |                  |  |  |

Attention:

Switches

| SSANGYONG TIVOLI XLV |        |        |        |        |        |                           |                         |       |       | year: 2015 →       |                        |           |            |                  |              |                     |                       |                    |                     | program #: 12191 |                |                    |          |              |           |                           |                     |                    |                     | from: 2018-01-31 |                   |                   |     |          |                         |                              |                 |
|----------------------|--------|--------|--------|--------|--------|---------------------------|-------------------------|-------|-------|--------------------|------------------------|-----------|------------|------------------|--------------|---------------------|-----------------------|--------------------|---------------------|------------------|----------------|--------------------|----------|--------------|-----------|---------------------------|---------------------|--------------------|---------------------|------------------|-------------------|-------------------|-----|----------|-------------------------|------------------------------|-----------------|
| connector 8 pin      |        |        |        |        |        |                           |                         |       |       | connector 15 pin   |                        |           |            |                  |              |                     |                       |                    |                     | connector 10 pin |                |                    |          |              |           |                           |                     |                    |                     |                  |                   |                   |     |          |                         |                              |                 |
| CAN H                | CAN L  | CAN H  | CAN L  | CAN H  | CAN L  | OUT +                     | OUT -                   | OUT + | OUT - | OUT                | OUT                    | OUT       | OUT        | OUT              | OUT          | OUT                 | OUT                   | OUT                | OUT                 | OUT              | IN             | IN                 | IN       | IN           | IN        | IN                        | IN                  | IN                 | IN                  |                  |                   |                   |     |          |                         |                              |                 |
| CAN1-H               | CAN1-L | CAN2-H | CAN2-L | CAN3-H | CAN3-L | Alternative blink control | Alt. contr. centr. lock |       |       | Driver door sensor | Passengers door sensor | Trunk lid | Hood sense | Original alarm++ | Arming state | Lock factory remote | Unlock factory remote | Any button pressed | Handbrake / Parking | Speed 10kmph     | Engine running | Engine speed (RPM) | Ignition | Key inserted | Footbrake | Drivers door opening sim. | Turn off the engine | Turn on the engine | Turn signal control | Trunk release    | Opening all doors | Closing all doors | GND | PWR +12V | Contr. of factory alarm | Contr.c.lock. when ign.is on | Comfort closure |
| 1                    | 2      | 3      | 4      | 5      | 6      | 7                         | 8                       |       |       | 1                  | 2                      | 3         | 4          | 5                | 6            | 7                   | 8                     | 9                  | 10                  | 11               | 12             | 13                 | 14       | 15           | 1         | 2                         | 3                   | 4                  | 5                   | 6                | 7                 | 8                 | 9   | 10       |                         |                              |                 |
| +                    | +      | +      | +      | +      | +      | +                         | +                       |       |       | +                  | +                      | +         | +          | +                | +            | +                   | +                     | +                  | +                   | +                | +              | +                  | +        | +            | +         | +                         | +                   | +                  | +                   | +                | +                 | +                 | +   | +        | +                       | +                            | +               |

Attention:

Switches

| SSANGYONG TORRES (Keyless) |        |        |        |        |        |                           |                         |       |       | year: 2023 →       |                        |           |            |                  |              |                     |                       |                    |                     | with Keyless System |                |                    |          |              |           |                           |                     |                    |                     | program #: 15123 |                   |                   |     |          |                         |                              |                 |  |  | from: 2023-10-31 |  |  |
|----------------------------|--------|--------|--------|--------|--------|---------------------------|-------------------------|-------|-------|--------------------|------------------------|-----------|------------|------------------|--------------|---------------------|-----------------------|--------------------|---------------------|---------------------|----------------|--------------------|----------|--------------|-----------|---------------------------|---------------------|--------------------|---------------------|------------------|-------------------|-------------------|-----|----------|-------------------------|------------------------------|-----------------|--|--|------------------|--|--|
| connector 8 pin            |        |        |        |        |        |                           |                         |       |       | connector 15 pin   |                        |           |            |                  |              |                     |                       |                    |                     | connector 10 pin    |                |                    |          |              |           |                           |                     |                    |                     |                  |                   |                   |     |          |                         |                              |                 |  |  |                  |  |  |
| CAN H                      | CAN L  | CAN H  | CAN L  | CAN H  | CAN L  | OUT +                     | OUT -                   | OUT + | OUT - | OUT                | OUT                    | OUT       | OUT        | OUT              | OUT          | OUT                 | OUT                   | OUT                | OUT                 | OUT                 | IN             | IN                 | IN       | IN           | IN        | IN                        | IN                  | IN                 | IN                  |                  |                   |                   |     |          |                         |                              |                 |  |  |                  |  |  |
| CAN1-H                     | CAN1-L | CAN2-H | CAN2-L | CAN3-H | CAN3-L | Alternative blink control | Alt. contr. centr. lock |       |       | Driver door sensor | Passengers door sensor | Trunk lid | Hood sense | Original alarm++ | Arming state | Lock factory remote | Unlock factory remote | Any button pressed | Handbrake / Parking | Speed 10kmph        | Engine running | Engine speed (RPM) | Ignition | Key inserted | Footbrake | Drivers door opening sim. | Turn off the engine | Turn on the engine | Turn signal control | Trunk release    | Opening all doors | Closing all doors | GND | PWR +12V | Contr. of factory alarm | Contr.c.lock. when ign.is on | Comfort closure |  |  |                  |  |  |
| 1                          | 2      | 3      | 4      | 5      | 6      | 7                         | 8                       |       |       | 1                  | 2                      | 3         | 4          | 5                | 6            | 7                   | 8                     | 9                  | 10                  | 11                  | 12             | 13                 | 14       | 15           | 1         | 2                         | 3                   | 4                  | 5                   | 6                | 7                 | 8                 | 9   | 10       |                         |                              |                 |  |  |                  |  |  |
| +                          | +      | +      | +      | +      | +      | +                         | +                       |       |       | +                  | +                      | +         | +          | +                | +            | +                   | +                     | +                  | +                   | +                   | +              | +                  | +        | +            | +         | +                         | +                   | +                  | +                   | +                | +                 | +                 | +   | +        | +                       | +                            | +               |  |  |                  |  |  |

Attention:

Switches

| SUBARU BRZ (Zn8/ZD8) |        |        |        |        |        |                           |                         |       |       | year: 2022 →       |                        |           |            |                  |              |                     |                       |                    |                     | with and without Keyless System |                |                    |          |              |           |                           |                     |                    |                     | program #: 14815 |                   |                   |     |          |                         |                              |                 |  |  | from: 2023-07-19 |  |  |
|----------------------|--------|--------|--------|--------|--------|---------------------------|-------------------------|-------|-------|--------------------|------------------------|-----------|------------|------------------|--------------|---------------------|-----------------------|--------------------|---------------------|---------------------------------|----------------|--------------------|----------|--------------|-----------|---------------------------|---------------------|--------------------|---------------------|------------------|-------------------|-------------------|-----|----------|-------------------------|------------------------------|-----------------|--|--|------------------|--|--|
| connector 8 pin      |        |        |        |        |        |                           |                         |       |       | connector 15 pin   |                        |           |            |                  |              |                     |                       |                    |                     | connector 10 pin                |                |                    |          |              |           |                           |                     |                    |                     |                  |                   |                   |     |          |                         |                              |                 |  |  |                  |  |  |
| CAN H                | CAN L  | CAN H  | CAN L  | CAN H  | CAN L  | OUT +                     | OUT -                   | OUT + | OUT - | OUT                | OUT                    | OUT       | OUT        | OUT              | OUT          | OUT                 | OUT                   | OUT                | OUT                 | OUT                             | IN             | IN                 | IN       | IN           | IN        | IN                        | IN                  | IN                 | IN                  |                  |                   |                   |     |          |                         |                              |                 |  |  |                  |  |  |
| CAN1-H               | CAN1-L | CAN2-H | CAN2-L | CAN3-H | CAN3-L | Alternative blink control | Alt. contr. centr. lock |       |       | Driver door sensor | Passengers door sensor | Trunk lid | Hood sense | Original alarm++ | Arming state | Lock factory remote | Unlock factory remote | Any button pressed | Handbrake / Parking | Speed 10kmph                    | Engine running | Engine speed (RPM) | Ignition | Key inserted | Footbrake | Drivers door opening sim. | Turn off the engine | Turn on the engine | Turn signal control | Trunk release    | Opening all doors | Closing all doors | GND | PWR +12V | Contr. of factory alarm | Contr.c.lock. when ign.is on | Comfort closure |  |  |                  |  |  |
| 1                    | 2      | 3      | 4      | 5      | 6      | 7                         | 8                       |       |       | 1                  | 2                      | 3         | 4          | 5                | 6            | 7                   | 8                     | 9                  | 10                  | 11                              | 12             | 13                 | 14       | 15           | 1         | 2                         | 3                   | 4                  | 5                   | 6                | 7                 | 8                 | 9   | 10       |                         |                              |                 |  |  |                  |  |  |
| +                    | +      | +      | +      | +      | +      | +                         | +                       |       |       | +                  | +                      | +         | +          | +                | +            | +                   | +                     | +                  | +                   | +                               | +              | +                  | +        | +            | +         | +                         | +                   | +                  | +                   | +                | +                 | +                 | +   | +        | +                       | +                            | +               |  |  |                  |  |  |

Attention:

Switches

| SUBARU BRZ (ZC) |        |        |        |        |        |                           |                         | year: 2015 →       | with and without Keyless System |           |            |                  |              |                     |                       |                    |                     |              | program No: 11931 | from: 2017-09-01   |          |              |                  |                           |                     |                    |                     |               |                   |                   |      |          |                         |                             |                 |
|-----------------|--------|--------|--------|--------|--------|---------------------------|-------------------------|--------------------|---------------------------------|-----------|------------|------------------|--------------|---------------------|-----------------------|--------------------|---------------------|--------------|-------------------|--------------------|----------|--------------|------------------|---------------------------|---------------------|--------------------|---------------------|---------------|-------------------|-------------------|------|----------|-------------------------|-----------------------------|-----------------|
| connector 8 pin |        |        |        |        |        |                           |                         | connector 15 pin   |                                 |           |            |                  |              |                     |                       |                    |                     |              |                   |                    |          |              | connector 10 pin |                           |                     |                    |                     |               |                   |                   |      |          |                         |                             |                 |
| CAN H           | CAN L  | CAN H  | CAN L  | CAN H  | CAN L  | OUT +                     | OUT +                   | OUT -              | OUT -                           | OUT -     | OUT -      | OUT -            | OUT -        | OUT -               | OUT -                 | OUT -              | OUT -               | OUT -        | OUT +             | OUT +              | OUT +    | IN -         | IN -             | IN -                      | IN +                | IN -               | IN -                | IN -          | IN -              | IN -              | IN - | +        | +                       | +                           |                 |
| CAN1-H          | CAN1-L | CAN2-H | CAN2-L | CAN3-H | CAN3-L | Alternative blink control | Alt. contr. centr. lock | Driver door sensor | Passengers door sensor          | Trunk lid | Hood sense | Original alarm++ | Arming state | Lock factory remote | Unlock factory remote | Any button pressed | Handbrake / Parking | Speed 10kmph | Engine running    | Engine speed (RPM) | Ignition | Key inserted | Footbrake        | Drivers door opening sim. | Turn off the engine | Turn on the engine | Turn signal control | Trunk release | Opening all doors | Closing all doors | GND  | PWR +12V | Contr. of factory alarm | Contr.c.lock when ign.is on | Comfort closure |
| 1               | 2      | 3      | 4      | 5      | 6      | 7                         | 8                       | 1                  | 2                               | 3         | 4          | 5                | 6            | 7                   | 8                     | 9                  | 10                  | 11           | 12                | 13                 | 14       | 15           | 1                | 2                         | 3                   | 4                  | 5                   | 6             | 7                 | 8                 | 9    | 10       | +                       | +                           | +               |
| +               | +      | +      | +      | +      | +      | +                         | +                       | +                  | +                               | +         | +          | +                | +            | +                   | +                     | +                  | +                   | +            | +                 | +                  | +        | +            | +                | +                         | +                   | +                  | +                   | +             | +                 | +                 | +    | +        | +                       | +                           | +               |
| Attention:      |        |        |        |        |        |                           |                         |                    |                                 |           |            |                  |              |                     |                       |                    |                     |              |                   |                    |          |              |                  |                           |                     |                    |                     |               |                   |                   |      |          |                         |                             |                 |
| Switches        |        |        |        |        |        |                           |                         |                    |                                 |           |            |                  |              |                     |                       |                    |                     |              |                   |                    |          |              |                  |                           |                     |                    |                     |               |                   |                   |      |          |                         |                             |                 |

| SUBARU CROSSTREK (GT) (Keyless) |        |        |        |        |        |                           |                         | year: 2018 →       | with Keyless System    |           |            |                  |              |                     |                       |                    |                     |              | program No: 12845 | from: 2022-01-10   |          |              |                  |                           |                     |                    |                     |               |                   |                   |      |          |                         |                             |                 |
|---------------------------------|--------|--------|--------|--------|--------|---------------------------|-------------------------|--------------------|------------------------|-----------|------------|------------------|--------------|---------------------|-----------------------|--------------------|---------------------|--------------|-------------------|--------------------|----------|--------------|------------------|---------------------------|---------------------|--------------------|---------------------|---------------|-------------------|-------------------|------|----------|-------------------------|-----------------------------|-----------------|
| connector 8 pin                 |        |        |        |        |        |                           |                         | connector 15 pin   |                        |           |            |                  |              |                     |                       |                    |                     |              |                   |                    |          |              | connector 10 pin |                           |                     |                    |                     |               |                   |                   |      |          |                         |                             |                 |
| CAN H                           | CAN L  | CAN H  | CAN L  | CAN H  | CAN L  | OUT +                     | OUT +                   | OUT -              | OUT -                  | OUT -     | OUT -      | OUT -            | OUT -        | OUT -               | OUT -                 | OUT -              | OUT -               | OUT -        | OUT -             | OUT +              | OUT +    | OUT +        | IN -             | IN -                      | IN -                | IN +               | IN -                | IN -          | IN -              | IN -              | IN - | +        | +                       | +                           |                 |
| CAN1-H                          | CAN1-L | CAN2-H | CAN2-L | CAN3-H | CAN3-L | Alternative blink control | Alt. contr. centr. lock | Driver door sensor | Passengers door sensor | Trunk lid | Hood sense | Original alarm++ | Arming state | Lock factory remote | Unlock factory remote | Any button pressed | Handbrake / Parking | Speed 10kmph | Engine running    | Engine speed (RPM) | Ignition | Key inserted | Footbrake        | Drivers door opening sim. | Turn off the engine | Turn on the engine | Turn signal control | Trunk release | Opening all doors | Closing all doors | GND  | PWR +12V | Contr. of factory alarm | Contr.c.lock when ign.is on | Comfort closure |
| 1                               | 2      | 3      | 4      | 5      | 6      | 7                         | 8                       | 1                  | 2                      | 3         | 4          | 5                | 6            | 7                   | 8                     | 9                  | 10                  | 11           | 12                | 13                 | 14       | 15           | 1                | 2                         | 3                   | 4                  | 5                   | 6             | 7                 | 8                 | 9    | 10       | +                       | +                           | +               |
| +                               | +      | +      | +      | +      | +      | +                         | +                       | +                  | +                      | +         | +          | +                | +            | +                   | +                     | +                  | +                   | +            | +                 | +                  | +        | +            | +                | +                         | +                   | +                  | +                   | +             | +                 | +                 | +    | +        | +                       | +                           | +               |
| Attention:                      |        |        |        |        |        |                           |                         |                    |                        |           |            |                  |              |                     |                       |                    |                     |              |                   |                    |          |              |                  |                           |                     |                    |                     |               |                   |                   |      |          |                         |                             |                 |
| Switches                        |        |        |        |        |        |                           |                         |                    |                        |           |            |                  |              |                     |                       |                    |                     |              |                   |                    |          |              |                  |                           |                     |                    |                     |               |                   |                   |      |          |                         |                             |                 |

| SUBARU CROSSTREK (GT) |        |        |        |        |        |                           |                         | year: 2018 →       | without Keyless System |           |            |                  |              |                     |                       |                    |                     |              | program No: 13436 | from: 2022-01-10   |          |              |                  |                           |                     |                    |                     |               |                   |                   |      |          |                         |                             |                 |
|-----------------------|--------|--------|--------|--------|--------|---------------------------|-------------------------|--------------------|------------------------|-----------|------------|------------------|--------------|---------------------|-----------------------|--------------------|---------------------|--------------|-------------------|--------------------|----------|--------------|------------------|---------------------------|---------------------|--------------------|---------------------|---------------|-------------------|-------------------|------|----------|-------------------------|-----------------------------|-----------------|
| connector 8 pin       |        |        |        |        |        |                           |                         | connector 15 pin   |                        |           |            |                  |              |                     |                       |                    |                     |              |                   |                    |          |              | connector 10 pin |                           |                     |                    |                     |               |                   |                   |      |          |                         |                             |                 |
| CAN H                 | CAN L  | CAN H  | CAN L  | CAN H  | CAN L  | OUT +                     | OUT +                   | OUT -              | OUT -                  | OUT -     | OUT -      | OUT -            | OUT -        | OUT -               | OUT -                 | OUT -              | OUT -               | OUT -        | OUT -             | OUT +              | OUT +    | OUT +        | IN -             | IN -                      | IN -                | IN +               | IN -                | IN -          | IN -              | IN -              | IN - | +        | +                       | +                           |                 |
| CAN1-H                | CAN1-L | CAN2-H | CAN2-L | CAN3-H | CAN3-L | Alternative blink control | Alt. contr. centr. lock | Driver door sensor | Passengers door sensor | Trunk lid | Hood sense | Original alarm++ | Arming state | Lock factory remote | Unlock factory remote | Any button pressed | Handbrake / Parking | Speed 10kmph | Engine running    | Engine speed (RPM) | Ignition | Key inserted | Footbrake        | Drivers door opening sim. | Turn off the engine | Turn on the engine | Turn signal control | Trunk release | Opening all doors | Closing all doors | GND  | PWR +12V | Contr. of factory alarm | Contr.c.lock when ign.is on | Comfort closure |
| 1                     | 2      | 3      | 4      | 5      | 6      | 7                         | 8                       | 1                  | 2                      | 3         | 4          | 5                | 6            | 7                   | 8                     | 9                  | 10                  | 11           | 12                | 13                 | 14       | 15           | 1                | 2                         | 3                   | 4                  | 5                   | 6             | 7                 | 8                 | 9    | 10       | +                       | +                           | +               |
| +                     | +      | +      | +      | +      | +      | +                         | +                       | +                  | +                      | +         | +          | +                | +            | +                   | +                     | +                  | +                   | +            | +                 | +                  | +        | +            | +                | +                         | +                   | +                  | +                   | +             | +                 | +                 | +    | +        | +                       | +                           | +               |
| Attention:            |        |        |        |        |        |                           |                         |                    |                        |           |            |                  |              |                     |                       |                    |                     |              |                   |                    |          |              |                  |                           |                     |                    |                     |               |                   |                   |      |          |                         |                             |                 |
| Switches              |        |        |        |        |        |                           |                         |                    |                        |           |            |                  |              |                     |                       |                    |                     |              |                   |                    |          |              |                  |                           |                     |                    |                     |               |                   |                   |      |          |                         |                             |                 |

| SUBARU FORESTER (SK) (Keyless) |        |        |        |        |        |                           |                         | year: 2019 →       | with Keyless System    |           |            |                  |              |                     |                       |                    |                     |              | program No: 13287 | from: 2022-01-10   |          |              |                  |                           |                     |                    |                     |               |                   |                   |      |          |                         |                             |                 |   |
|--------------------------------|--------|--------|--------|--------|--------|---------------------------|-------------------------|--------------------|------------------------|-----------|------------|------------------|--------------|---------------------|-----------------------|--------------------|---------------------|--------------|-------------------|--------------------|----------|--------------|------------------|---------------------------|---------------------|--------------------|---------------------|---------------|-------------------|-------------------|------|----------|-------------------------|-----------------------------|-----------------|---|
| connector 8 pin                |        |        |        |        |        |                           |                         | connector 15 pin   |                        |           |            |                  |              |                     |                       |                    |                     |              |                   |                    |          |              | connector 10 pin |                           |                     |                    |                     |               |                   |                   |      |          |                         |                             |                 |   |
| CAN H                          | CAN L  | CAN H  | CAN L  | CAN H  | CAN L  | OUT +                     | OUT +                   | OUT -              | OUT -                  | OUT -     | OUT -      | OUT -            | OUT -        | OUT -               | OUT -                 | OUT -              | OUT -               | OUT -        | OUT -             | OUT +              | OUT +    | OUT +        | IN -             | IN -                      | IN -                | IN +               | IN -                | IN -          | IN -              | IN -              | IN - | +        | +                       | +                           |                 |   |
| CAN1-H                         | CAN1-L | CAN2-H | CAN2-L | CAN3-H | CAN3-L | Alternative blink control | Alt. contr. centr. lock | Driver door sensor | Passengers door sensor | Trunk lid | Hood sense | Original alarm++ | Arming state | Lock factory remote | Unlock factory remote | Any button pressed | Handbrake / Parking | Speed 10kmph | Engine running    | Engine speed (RPM) | Ignition | Key inserted | Footbrake        | Drivers door opening sim. | Turn off the engine | Turn on the engine | Turn signal control | Trunk release | Opening all doors | Closing all doors | GND  | PWR +12V | Contr. of factory alarm | Contr.c.lock when ign.is on | Comfort closure |   |
| 1                              | 2      | 3      | 4      | 5      | 6      | 7                         | 8                       | 1                  | 2                      | 3         | 4          | 5                | 6            | 7                   | 8                     | 9                  | 10                  | 11           | 12                | 13                 | 14       | 15           | 1                | 2                         | 3                   | 4                  | 5                   | 6             | 7                 | 8                 | 9    | 10       | +                       | +                           | +               |   |
| +                              | +      | +      | +      | +      | +      | +                         | +                       | +                  | +                      | +         | +          | +                | +            | +                   | +                     | +                  | +                   | +            | +                 | +                  | +        | +            | +                | +                         | +                   | +                  | +                   | +             | +                 | +                 | +    | +        | +                       | +                           | +               | + |
| Attention:                     |        |        |        |        |        |                           |                         |                    |                        |           |            |                  |              |                     |                       |                    |                     |              |                   |                    |          |              |                  |                           |                     |                    |                     |               |                   |                   |      |          |                         |                             |                 |   |
| Switches                       |        |        |        |        |        |                           |                         |                    |                        |           |            |                  |              |                     |                       |                    |                     |              |                   |                    |          |              |                  |                           |                     |                    |                     |               |                   |                   |      |          |                         |                             |                 |   |

| SUBARU FORESTER (SK) (e-BOXER) (Keyless) |        |        |        |        |        |                           |                         | year: 2019 →       | with Keyless System    |           |            |                  |              |                     |                       |                    |                     |              | program No: 13972 | from: 2022-01-10   |          |              |                  |                           |                     |                    |                     |               |                   |                   |      |          |                         |                             |                 |   |
|------------------------------------------|--------|--------|--------|--------|--------|---------------------------|-------------------------|--------------------|------------------------|-----------|------------|------------------|--------------|---------------------|-----------------------|--------------------|---------------------|--------------|-------------------|--------------------|----------|--------------|------------------|---------------------------|---------------------|--------------------|---------------------|---------------|-------------------|-------------------|------|----------|-------------------------|-----------------------------|-----------------|---|
| connector 8 pin                          |        |        |        |        |        |                           |                         | connector 15 pin   |                        |           |            |                  |              |                     |                       |                    |                     |              |                   |                    |          |              | connector 10 pin |                           |                     |                    |                     |               |                   |                   |      |          |                         |                             |                 |   |
| CAN H                                    | CAN L  | CAN H  | CAN L  | CAN H  | CAN L  | OUT +                     | OUT +                   | OUT -              | OUT -                  | OUT -     | OUT -      | OUT -            | OUT -        | OUT -               | OUT -                 | OUT -              | OUT -               | OUT -        | OUT -             | OUT +              | OUT +    | OUT +        | IN -             | IN -                      | IN -                | IN +               | IN -                | IN -          | IN -              | IN -              | IN - | +        | +                       | +                           |                 |   |
| CAN1-H                                   | CAN1-L | CAN2-H | CAN2-L | CAN3-H | CAN3-L | Alternative blink control | Alt. contr. centr. lock | Driver door sensor | Passengers door sensor | Trunk lid | Hood sense | Original alarm++ | Arming state | Lock factory remote | Unlock factory remote | Any button pressed | Handbrake / Parking | Speed 10kmph | Engine running    | Engine speed (RPM) | Ignition | Key inserted | Footbrake        | Drivers door opening sim. | Turn off the engine | Turn on the engine | Turn signal control | Trunk release | Opening all doors | Closing all doors | GND  | PWR +12V | Contr. of factory alarm | Contr.c.lock when ign.is on | Comfort closure |   |
| 1                                        | 2      | 3      | 4      | 5      | 6      | 7                         | 8                       | 1                  | 2                      | 3         | 4          | 5                | 6            | 7                   | 8                     | 9                  | 10                  | 11           | 12                | 13                 | 14       | 15           | 1                | 2                         | 3                   | 4                  | 5                   | 6             | 7                 | 8                 | 9    | 10       | +                       | +                           | +               |   |
| +                                        | +      | +      | +      | +      | +      | +                         | +                       | +                  | +                      | +         | +          | +                | +            | +                   | +                     | +                  | +                   | +            | +                 | +                  | +        | +            | +                | +                         | +                   | +                  | +                   | +             | +                 | +                 | +    | +        | +                       | +                           | +               | + |
| Attention:                               |        |        |        |        |        |                           |                         |                    |                        |           |            |                  |              |                     |                       |                    |                     |              |                   |                    |          |              |                  |                           |                     |                    |                     |               |                   |                   |      |          |                         |                             |                 |   |
| Switches                                 |        |        |        |        |        |                           |                         |                    |                        |           |            |                  |              |                     |                       |                    |                     |              |                   |                    |          |              |                  |                           |                     |                    |                     |               |                   |                   |      |          |                         |                             |                 |   |

**SUBARU FORESTER (SJ) (Keyless)**

year: 2016 →

with Keyless System

program No: 12639

from: 2020-12-08

| connector 8 pin |        |        |        |        |        |                           |                         | connector 15 pin   |                        |           |            |                  |              |                     |                       |                    |                     |              |                | connector 10 pin   |          |              |           |                           |                     |                    |                     |               |                   |                   |     |          |                         |                              |                 |   |   |   |   |   |   |   |   |   |   |   |   |   |   |   |   |   |   |   |
|-----------------|--------|--------|--------|--------|--------|---------------------------|-------------------------|--------------------|------------------------|-----------|------------|------------------|--------------|---------------------|-----------------------|--------------------|---------------------|--------------|----------------|--------------------|----------|--------------|-----------|---------------------------|---------------------|--------------------|---------------------|---------------|-------------------|-------------------|-----|----------|-------------------------|------------------------------|-----------------|---|---|---|---|---|---|---|---|---|---|---|---|---|---|---|---|---|---|---|
| CAN H           | CAN L  | CAN H  | CAN L  | CAN H  | CAN L  | OUT +                     | OUT -                   | OUT                | OUT                    | OUT       | OUT        | OUT              | OUT          | OUT                 | OUT                   | OUT                | OUT                 | OUT          | OUT            | OUT                | OUT      | OUT          | OUT       | IN                        | IN                  | IN                 | IN                  | IN            | IN                | IN                |     |          |                         |                              |                 |   |   |   |   |   |   |   |   |   |   |   |   |   |   |   |   |   |   |   |
| CAN1-H          | CAN1-L | CAN2-H | CAN2-L | CAN3-H | CAN3-L | Alternative blink control | Alt. contr. centr. lock | Driver door sensor | Passengers door sensor | Trunk lid | Hood sense | Original alarm++ | Arming state | Lock factory remote | Unlock factory remote | Any button pressed | Handbrake / Parking | Speed 10kmph | Engine running | Engine speed (RPM) | Ignition | Key inserted | Footbrake | Drivers door opening sim. | Turn off the engine | Turn on the engine | Turn signal control | Trunk release | Opening all doors | Closing all doors | GND | PWR +12V | Contr. of factory alarm | Contr.c.lock. when ign.is on | Comfort closure |   |   |   |   |   |   |   |   |   |   |   |   |   |   |   |   |   |   |   |
| 1               | 2      | 3      | 4      | 5      | 6      | 7                         | 8                       | 1                  | 2                      | 3         | 4          | 5                | 6            | 7                   | 8                     | 9                  | 10                  | 11           | 12             | 13                 | 14       | 15           | 1         | 2                         | 3                   | 4                  | 5                   | 6             | 7                 | 8                 | 9   | 10       | +                       | +                            | +               | + | + | + | + | + | + | + | + | + | + | + | + | + | + | + | + | + | + | + |

Attention:

Switches

**SUBARU FORESTER (SJ)**

year: 2016 →

without Keyless System

program No: 14226

from: 2022-05-12

| connector 8 pin |        |        |        |        |        |                           |                         | connector 15 pin   |                        |           |            |                  |              |                     |                       |                    |                     |              |                | connector 10 pin   |          |              |           |                           |                     |                    |                     |               |                   |                   |     |          |                         |                              |                 |   |   |   |   |   |   |   |   |   |   |   |   |   |   |   |   |   |   |   |
|-----------------|--------|--------|--------|--------|--------|---------------------------|-------------------------|--------------------|------------------------|-----------|------------|------------------|--------------|---------------------|-----------------------|--------------------|---------------------|--------------|----------------|--------------------|----------|--------------|-----------|---------------------------|---------------------|--------------------|---------------------|---------------|-------------------|-------------------|-----|----------|-------------------------|------------------------------|-----------------|---|---|---|---|---|---|---|---|---|---|---|---|---|---|---|---|---|---|---|
| CAN H           | CAN L  | CAN H  | CAN L  | CAN H  | CAN L  | OUT +                     | OUT -                   | OUT                | OUT                    | OUT       | OUT        | OUT              | OUT          | OUT                 | OUT                   | OUT                | OUT                 | OUT          | OUT            | OUT                | OUT      | OUT          | OUT       | IN                        | IN                  | IN                 | IN                  | IN            | IN                | IN                |     |          |                         |                              |                 |   |   |   |   |   |   |   |   |   |   |   |   |   |   |   |   |   |   |   |
| CAN1-H          | CAN1-L | CAN2-H | CAN2-L | CAN3-H | CAN3-L | Alternative blink control | Alt. contr. centr. lock | Driver door sensor | Passengers door sensor | Trunk lid | Hood sense | Original alarm++ | Arming state | Lock factory remote | Unlock factory remote | Any button pressed | Handbrake / Parking | Speed 10kmph | Engine running | Engine speed (RPM) | Ignition | Key inserted | Footbrake | Drivers door opening sim. | Turn off the engine | Turn on the engine | Turn signal control | Trunk release | Opening all doors | Closing all doors | GND | PWR +12V | Contr. of factory alarm | Contr.c.lock. when ign.is on | Comfort closure |   |   |   |   |   |   |   |   |   |   |   |   |   |   |   |   |   |   |   |
| 1               | 2      | 3      | 4      | 5      | 6      | 7                         | 8                       | 1                  | 2                      | 3         | 4          | 5                | 6            | 7                   | 8                     | 9                  | 10                  | 11           | 12             | 13                 | 14       | 15           | 1         | 2                         | 3                   | 4                  | 5                   | 6             | 7                 | 8                 | 9   | 10       | +                       | +                            | +               | + | + | + | + | + | + | + | + | + | + | + | + | + | + | + | + | + | + | + |

Attention:

Switches

**SUBARU FORESTER (SH) (Keyless)**

year: 2013 →

with Keyless System

program No: 11395

from: 2017-09-01

| connector 8 pin |        |        |        |        |        |                           |                         | connector 15 pin   |                        |           |            |                  |              |                     |                       |                    |                     |              |                | connector 10 pin   |          |              |           |                           |                     |                    |                     |               |                   |                   |     |          |                         |                              |                 |   |   |   |   |   |   |   |   |   |   |   |   |   |   |   |   |   |   |   |
|-----------------|--------|--------|--------|--------|--------|---------------------------|-------------------------|--------------------|------------------------|-----------|------------|------------------|--------------|---------------------|-----------------------|--------------------|---------------------|--------------|----------------|--------------------|----------|--------------|-----------|---------------------------|---------------------|--------------------|---------------------|---------------|-------------------|-------------------|-----|----------|-------------------------|------------------------------|-----------------|---|---|---|---|---|---|---|---|---|---|---|---|---|---|---|---|---|---|---|
| CAN H           | CAN L  | CAN H  | CAN L  | CAN H  | CAN L  | OUT +                     | OUT -                   | OUT                | OUT                    | OUT       | OUT        | OUT              | OUT          | OUT                 | OUT                   | OUT                | OUT                 | OUT          | OUT            | OUT                | OUT      | OUT          | OUT       | IN                        | IN                  | IN                 | IN                  | IN            | IN                | IN                |     |          |                         |                              |                 |   |   |   |   |   |   |   |   |   |   |   |   |   |   |   |   |   |   |   |
| CAN1-H          | CAN1-L | CAN2-H | CAN2-L | CAN3-H | CAN3-L | Alternative blink control | Alt. contr. centr. lock | Driver door sensor | Passengers door sensor | Trunk lid | Hood sense | Original alarm++ | Arming state | Lock factory remote | Unlock factory remote | Any button pressed | Handbrake / Parking | Speed 10kmph | Engine running | Engine speed (RPM) | Ignition | Key inserted | Footbrake | Drivers door opening sim. | Turn off the engine | Turn on the engine | Turn signal control | Trunk release | Opening all doors | Closing all doors | GND | PWR +12V | Contr. of factory alarm | Contr.c.lock. when ign.is on | Comfort closure |   |   |   |   |   |   |   |   |   |   |   |   |   |   |   |   |   |   |   |
| 1               | 2      | 3      | 4      | 5      | 6      | 7                         | 8                       | 1                  | 2                      | 3         | 4          | 5                | 6            | 7                   | 8                     | 9                  | 10                  | 11           | 12             | 13                 | 14       | 15           | 1         | 2                         | 3                   | 4                  | 5                   | 6             | 7                 | 8                 | 9   | 10       | +                       | +                            | +               | + | + | + | + | + | + | + | + | + | + | + | + | + | + | + | + | + | + | + |

Attention:

Switches

**SUBARU FORESTER (SH)**

year: 2013 →

without Keyless System

program No: 11395

from: 2017-09-01

| connector 8 pin |        |        |        |        |        |                           |                         | connector 15 pin   |                        |           |            |                  |              |                     |                       |                    |                     |              |                | connector 10 pin   |          |              |           |                           |                     |                    |                     |               |                   |                   |     |          |                         |                              |                 |   |   |   |   |   |   |   |   |   |   |   |   |   |   |   |   |   |   |   |
|-----------------|--------|--------|--------|--------|--------|---------------------------|-------------------------|--------------------|------------------------|-----------|------------|------------------|--------------|---------------------|-----------------------|--------------------|---------------------|--------------|----------------|--------------------|----------|--------------|-----------|---------------------------|---------------------|--------------------|---------------------|---------------|-------------------|-------------------|-----|----------|-------------------------|------------------------------|-----------------|---|---|---|---|---|---|---|---|---|---|---|---|---|---|---|---|---|---|---|
| CAN H           | CAN L  | CAN H  | CAN L  | CAN H  | CAN L  | OUT +                     | OUT -                   | OUT                | OUT                    | OUT       | OUT        | OUT              | OUT          | OUT                 | OUT                   | OUT                | OUT                 | OUT          | OUT            | OUT                | OUT      | OUT          | OUT       | IN                        | IN                  | IN                 | IN                  | IN            | IN                | IN                |     |          |                         |                              |                 |   |   |   |   |   |   |   |   |   |   |   |   |   |   |   |   |   |   |   |
| CAN1-H          | CAN1-L | CAN2-H | CAN2-L | CAN3-H | CAN3-L | Alternative blink control | Alt. contr. centr. lock | Driver door sensor | Passengers door sensor | Trunk lid | Hood sense | Original alarm++ | Arming state | Lock factory remote | Unlock factory remote | Any button pressed | Handbrake / Parking | Speed 10kmph | Engine running | Engine speed (RPM) | Ignition | Key inserted | Footbrake | Drivers door opening sim. | Turn off the engine | Turn on the engine | Turn signal control | Trunk release | Opening all doors | Closing all doors | GND | PWR +12V | Contr. of factory alarm | Contr.c.lock. when ign.is on | Comfort closure |   |   |   |   |   |   |   |   |   |   |   |   |   |   |   |   |   |   |   |
| 1               | 2      | 3      | 4      | 5      | 6      | 7                         | 8                       | 1                  | 2                      | 3         | 4          | 5                | 6            | 7                   | 8                     | 9                  | 10                  | 11           | 12             | 13                 | 14       | 15           | 1         | 2                         | 3                   | 4                  | 5                   | 6             | 7                 | 8                 | 9   | 10       | +                       | +                            | +               | + | + | + | + | + | + | + | + | + | + | + | + | + | + | + | + | + | + | + |

Attention:

Switches

**SUBARU FORESTER (SH)**

year: 2009 →

without Keyless System

program No: 11177

from: 2017-09-01

| connector 8 pin |        |        |        |        |        |                           |                         | connector 15 pin   |                        |           |            |                  |              |                     |                       |                    |                     |              |                | connector 10 pin   |          |              |           |                           |                     |                    |                     |               |                   |                   |     |          |                         |                              |                 |   |   |   |   |   |   |   |   |   |   |   |   |   |   |   |   |   |   |   |
|-----------------|--------|--------|--------|--------|--------|---------------------------|-------------------------|--------------------|------------------------|-----------|------------|------------------|--------------|---------------------|-----------------------|--------------------|---------------------|--------------|----------------|--------------------|----------|--------------|-----------|---------------------------|---------------------|--------------------|---------------------|---------------|-------------------|-------------------|-----|----------|-------------------------|------------------------------|-----------------|---|---|---|---|---|---|---|---|---|---|---|---|---|---|---|---|---|---|---|
| CAN H           | CAN L  | CAN H  | CAN L  | CAN H  | CAN L  | OUT +                     | OUT -                   | OUT                | OUT                    | OUT       | OUT        | OUT              | OUT          | OUT                 | OUT                   | OUT                | OUT                 | OUT          | OUT            | OUT                | OUT      | OUT          | OUT       | IN                        | IN                  | IN                 | IN                  | IN            | IN                | IN                |     |          |                         |                              |                 |   |   |   |   |   |   |   |   |   |   |   |   |   |   |   |   |   |   |   |
| CAN1-H          | CAN1-L | CAN2-H | CAN2-L | CAN3-H | CAN3-L | Alternative blink control | Alt. contr. centr. lock | Driver door sensor | Passengers door sensor | Trunk lid | Hood sense | Original alarm++ | Arming state | Lock factory remote | Unlock factory remote | Any button pressed | Handbrake / Parking | Speed 10kmph | Engine running | Engine speed (RPM) | Ignition | Key inserted | Footbrake | Drivers door opening sim. | Turn off the engine | Turn on the engine | Turn signal control | Trunk release | Opening all doors | Closing all doors | GND | PWR +12V | Contr. of factory alarm | Contr.c.lock. when ign.is on | Comfort closure |   |   |   |   |   |   |   |   |   |   |   |   |   |   |   |   |   |   |   |
| 1               | 2      | 3      | 4      | 5      | 6      | 7                         | 8                       | 1                  | 2                      | 3         | 4          | 5                | 6            | 7                   | 8                     | 9                  | 10                  | 11           | 12             | 13                 | 14       | 15           | 1         | 2                         | 3                   | 4                  | 5                   | 6             | 7                 | 8                 | 9   | 10       | +                       | +                            | +               | + | + | + | + | + | + | + | + | + | + | + | + | + | + | + | + | + | + | + |

Attention:

Switches

| SUBARU FORESTER XT (SJ) (Keyless) |        |        |        |        |        |                           |                         |                    |                        |           | year: 2013 → with Keyless System |                  |              |                     |                       |                    |                     |              |                |                    |          |              |                  |                           |                     | program №: 11395   |                     |               |                   |                   |     |          |                         |                              |                 | from: 2017-09-01 |    |  |  |  |
|-----------------------------------|--------|--------|--------|--------|--------|---------------------------|-------------------------|--------------------|------------------------|-----------|----------------------------------|------------------|--------------|---------------------|-----------------------|--------------------|---------------------|--------------|----------------|--------------------|----------|--------------|------------------|---------------------------|---------------------|--------------------|---------------------|---------------|-------------------|-------------------|-----|----------|-------------------------|------------------------------|-----------------|------------------|----|--|--|--|
| connector 8 pin                   |        |        |        |        |        |                           |                         | connector 15 pin   |                        |           |                                  |                  |              |                     |                       |                    |                     |              |                |                    |          |              | connector 10 pin |                           |                     |                    |                     |               |                   |                   |     |          |                         |                              |                 |                  |    |  |  |  |
| CAN H                             | CAN L  | CAN H  | CAN L  | CAN H  | CAN L  | OUT +                     | OUT -                   | OUT                | OUT                    | OUT       | OUT                              | OUT              | OUT          | OUT                 | OUT                   | OUT                | OUT                 | OUT          | OUT            | OUT                | OUT      | OUT          | OUT              | OUT                       | IN                  | IN                 | IN                  | IN            | IN                | IN                | IN  | IN       | IN                      | IN                           | IN              | IN               | IN |  |  |  |
| CAN1-H                            | CAN1-L | CAN2-H | CAN2-L | CAN3-H | CAN3-L | Alternative blink control | Alt. contr. centr. lock | Driver door sensor | Passengers door sensor | Trunk lid | Hood sense                       | Original alarm++ | Arming state | Lock factory remote | Unlock factory remote | Any button pressed | Handbrake / Parking | Speed 10kmph | Engine running | Engine speed (RPM) | Ignition | Key inserted | Footbrake        | Drivers door opening sim. | Turn off the engine | Turn on the engine | Turn signal control | Trunk release | Opening all doors | Closing all doors | GND | PWR +12V | Contr. of factory alarm | Contr.c.lock. when ign.is on | Comfort closure |                  |    |  |  |  |
| 1                                 | 2      | 3      | 4      | 5      | 6      | 7                         | 8                       | 1                  | 2                      | 3         | 4                                | 5                | 6            | 7                   | 8                     | 9                  | 10                  | 11           | 12             | 13                 | 14       | 15           | 1                | 2                         | 3                   | 4                  | 5                   | 6             | 7                 | 8                 | 9   | 10       |                         |                              |                 |                  |    |  |  |  |

| SUBARU FORESTER XT (SJ) |        |        |        |        |        |                           |                         |                    |                        |           | year: 2013 → without Keyless System |                  |              |                     |                       |                    |                     |              |                |                    |          |              |                  |                           |                     | program №: 11395   |                     |               |                   |                   |     |          |                         |                              |                 | from: 2017-09-01 |  |  |  |
|-------------------------|--------|--------|--------|--------|--------|---------------------------|-------------------------|--------------------|------------------------|-----------|-------------------------------------|------------------|--------------|---------------------|-----------------------|--------------------|---------------------|--------------|----------------|--------------------|----------|--------------|------------------|---------------------------|---------------------|--------------------|---------------------|---------------|-------------------|-------------------|-----|----------|-------------------------|------------------------------|-----------------|------------------|--|--|--|
| connector 8 pin         |        |        |        |        |        |                           |                         | connector 15 pin   |                        |           |                                     |                  |              |                     |                       |                    |                     |              |                |                    |          |              | connector 10 pin |                           |                     |                    |                     |               |                   |                   |     |          |                         |                              |                 |                  |  |  |  |
| CAN H                   | CAN L  | CAN H  | CAN L  | CAN H  | CAN L  | OUT +                     | OUT -                   | OUT                | OUT                    | OUT       | OUT                                 | OUT              | OUT          | OUT                 | OUT                   | OUT                | OUT                 | OUT          | OUT            | OUT                | OUT      | OUT          | OUT              | IN                        | IN                  | IN                 | IN                  | IN            | IN                | IN                | IN  | IN       | IN                      | IN                           | IN              | IN               |  |  |  |
| CAN1-H                  | CAN1-L | CAN2-H | CAN2-L | CAN3-H | CAN3-L | Alternative blink control | Alt. contr. centr. lock | Driver door sensor | Passengers door sensor | Trunk lid | Hood sense                          | Original alarm++ | Arming state | Lock factory remote | Unlock factory remote | Any button pressed | Handbrake / Parking | Speed 10kmph | Engine running | Engine speed (RPM) | Ignition | Key inserted | Footbrake        | Drivers door opening sim. | Turn off the engine | Turn on the engine | Turn signal control | Trunk release | Opening all doors | Closing all doors | GND | PWR +12V | Contr. of factory alarm | Contr.c.lock. when ign.is on | Comfort closure |                  |  |  |  |
| 1                       | 2      | 3      | 4      | 5      | 6      | 7                         | 8                       | 1                  | 2                      | 3         | 4                                   | 5                | 6            | 7                   | 8                     | 9                  | 10                  | 11           | 12             | 13                 | 14       | 15           | 1                | 2                         | 3                   | 4                  | 5                   | 6             | 7                 | 8                 | 9   | 10       |                         |                              |                 |                  |  |  |  |

| SUBARU IMPREZA (GJ) (Keyless) |        |        |        |        |        |                           |                         |                    |                        |           | year: 2012 → with Keyless System |                  |              |                     |                       |                    |                     |              |                |                    |          |              |                  |                           |                     | program №: 13958   |                     |               |                   |                   |     |          |                         |                              |                 | from: 2022-03-14 |    |  |  |  |
|-------------------------------|--------|--------|--------|--------|--------|---------------------------|-------------------------|--------------------|------------------------|-----------|----------------------------------|------------------|--------------|---------------------|-----------------------|--------------------|---------------------|--------------|----------------|--------------------|----------|--------------|------------------|---------------------------|---------------------|--------------------|---------------------|---------------|-------------------|-------------------|-----|----------|-------------------------|------------------------------|-----------------|------------------|----|--|--|--|
| connector 8 pin               |        |        |        |        |        |                           |                         | connector 15 pin   |                        |           |                                  |                  |              |                     |                       |                    |                     |              |                |                    |          |              | connector 10 pin |                           |                     |                    |                     |               |                   |                   |     |          |                         |                              |                 |                  |    |  |  |  |
| CAN H                         | CAN L  | CAN H  | CAN L  | CAN H  | CAN L  | OUT +                     | OUT -                   | OUT                | OUT                    | OUT       | OUT                              | OUT              | OUT          | OUT                 | OUT                   | OUT                | OUT                 | OUT          | OUT            | OUT                | OUT      | OUT          | OUT              | IN                        | IN                  | IN                 | IN                  | IN            | IN                | IN                | IN  | IN       | IN                      | IN                           | IN              | IN               | IN |  |  |  |
| CAN1-H                        | CAN1-L | CAN2-H | CAN2-L | CAN3-H | CAN3-L | Alternative blink control | Alt. contr. centr. lock | Driver door sensor | Passengers door sensor | Trunk lid | Hood sense                       | Original alarm++ | Arming state | Lock factory remote | Unlock factory remote | Any button pressed | Handbrake / Parking | Speed 10kmph | Engine running | Engine speed (RPM) | Ignition | Key inserted | Footbrake        | Drivers door opening sim. | Turn off the engine | Turn on the engine | Turn signal control | Trunk release | Opening all doors | Closing all doors | GND | PWR +12V | Contr. of factory alarm | Contr.c.lock. when ign.is on | Comfort closure |                  |    |  |  |  |
| 1                             | 2      | 3      | 4      | 5      | 6      | 7                         | 8                       | 1                  | 2                      | 3         | 4                                | 5                | 6            | 7                   | 8                     | 9                  | 10                  | 11           | 12             | 13                 | 14       | 15           | 1                | 2                         | 3                   | 4                  | 5                   | 6             | 7                 | 8                 | 9   | 10       |                         |                              |                 |                  |    |  |  |  |

| SUBARU IMPREZA (GE / GH / GR / GV) |        |        |        |        |        |                           |                         |                    |                        |           | year: 2008 → without Keyless System |                  |              |                     |                       |                    |                     |              |                |                    |          |              |                  |                           |                     | program №: 11177   |                     |               |                   |                   |     |          |                         |                              |                 | from: 2017-09-01 |    |    |  |  |  |
|------------------------------------|--------|--------|--------|--------|--------|---------------------------|-------------------------|--------------------|------------------------|-----------|-------------------------------------|------------------|--------------|---------------------|-----------------------|--------------------|---------------------|--------------|----------------|--------------------|----------|--------------|------------------|---------------------------|---------------------|--------------------|---------------------|---------------|-------------------|-------------------|-----|----------|-------------------------|------------------------------|-----------------|------------------|----|----|--|--|--|
| connector 8 pin                    |        |        |        |        |        |                           |                         | connector 15 pin   |                        |           |                                     |                  |              |                     |                       |                    |                     |              |                |                    |          |              | connector 10 pin |                           |                     |                    |                     |               |                   |                   |     |          |                         |                              |                 |                  |    |    |  |  |  |
| CAN H                              | CAN L  | CAN H  | CAN L  | CAN H  | CAN L  | OUT +                     | OUT -                   | OUT                | OUT                    | OUT       | OUT                                 | OUT              | OUT          | OUT                 | OUT                   | OUT                | OUT                 | OUT          | OUT            | OUT                | OUT      | OUT          | OUT              | IN                        | IN                  | IN                 | IN                  | IN            | IN                | IN                | IN  | IN       | IN                      | IN                           | IN              | IN               | IN | IN |  |  |  |
| CAN1-H                             | CAN1-L | CAN2-H | CAN2-L | CAN3-H | CAN3-L | Alternative blink control | Alt. contr. centr. lock | Driver door sensor | Passengers door sensor | Trunk lid | Hood sense                          | Original alarm++ | Arming state | Lock factory remote | Unlock factory remote | Any button pressed | Handbrake / Parking | Speed 10kmph | Engine running | Engine speed (RPM) | Ignition | Key inserted | Footbrake        | Drivers door opening sim. | Turn off the engine | Turn on the engine | Turn signal control | Trunk release | Opening all doors | Closing all doors | GND | PWR +12V | Contr. of factory alarm | Contr.c.lock. when ign.is on | Comfort closure |                  |    |    |  |  |  |
| 1                                  | 2      | 3      | 4      | 5      | 6      | 7                         | 8                       | 1                  | 2                      | 3         | 4                                   | 5                | 6            | 7                   | 8                     | 9                  | 10                  | 11           | 12             | 13                 | 14       | 15           | 1                | 2                         | 3                   | 4                  | 5                   | 6             | 7                 | 8                 | 9   | 10       |                         |                              |                 |                  |    |    |  |  |  |

| SUBARU LEGACY (BN / BS) |        |        |        |        |        |                           |                         |                    |                        |           | year: 2015 → without Keyless System |                  |              |                     |                       |                    |                     |              |                |                    |          |              |                  |                           |                     | program №: 13355   |                     |               |                   |                   |     |          |                         |                              |                 | from: 2020-09-22 |    |    |    |  |  |  |
|-------------------------|--------|--------|--------|--------|--------|---------------------------|-------------------------|--------------------|------------------------|-----------|-------------------------------------|------------------|--------------|---------------------|-----------------------|--------------------|---------------------|--------------|----------------|--------------------|----------|--------------|------------------|---------------------------|---------------------|--------------------|---------------------|---------------|-------------------|-------------------|-----|----------|-------------------------|------------------------------|-----------------|------------------|----|----|----|--|--|--|
| connector 8 pin         |        |        |        |        |        |                           |                         | connector 15 pin   |                        |           |                                     |                  |              |                     |                       |                    |                     |              |                |                    |          |              | connector 10 pin |                           |                     |                    |                     |               |                   |                   |     |          |                         |                              |                 |                  |    |    |    |  |  |  |
| CAN H                   | CAN L  | CAN H  | CAN L  | CAN H  | CAN L  | OUT +                     | OUT -                   | OUT                | OUT                    | OUT       | OUT                                 | OUT              | OUT          | OUT                 | OUT                   | OUT                | OUT                 | OUT          | OUT            | OUT                | OUT      | OUT          | OUT              | IN                        | IN                  | IN                 | IN                  | IN            | IN                | IN                | IN  | IN       | IN                      | IN                           | IN              | IN               | IN | IN | IN |  |  |  |
| CAN1-H                  | CAN1-L | CAN2-H | CAN2-L | CAN3-H | CAN3-L | Alternative blink control | Alt. contr. centr. lock | Driver door sensor | Passengers door sensor | Trunk lid | Hood sense                          | Original alarm++ | Arming state | Lock factory remote | Unlock factory remote | Any button pressed | Handbrake / Parking | Speed 10kmph | Engine running | Engine speed (RPM) | Ignition | Key inserted | Footbrake        | Drivers door opening sim. | Turn off the engine | Turn on the engine | Turn signal control | Trunk release | Opening all doors | Closing all doors | GND | PWR +12V | Contr. of factory alarm | Contr.c.lock. when ign.is on | Comfort closure |                  |    |    |    |  |  |  |
| 1                       | 2      | 3      | 4      | 5      | 6      | 7                         | 8                       | 1                  | 2                      | 3         | 4                                   | 5                | 6            | 7                   | 8                     | 9                  | 10                  | 11           | 12             | 13                 | 14       | 15           | 1                | 2                         | 3                   | 4                  | 5                   | 6             | 7                 | 8                 | 9   | 10       |                         |                              |                 |                  |    |    |    |  |  |  |

**SUBARU LEGACY (BL / BP)**

year: 2008 →

without Keyless System

program N°: 11177

from: 2017-09-01

| connector 8 pin |        |        |        |        |        |                           |                         |
|-----------------|--------|--------|--------|--------|--------|---------------------------|-------------------------|
| CAN H           | CAN L  | CAN H  | CAN L  | CAN H  | CAN L  | OUT +                     | OUT -                   |
| CAN1-H          | CAN1-L | CAN2-H | CAN2-L | CAN3-H | CAN3-L | Alternative blink control | Alt. contr. centr. lock |
| 1               | 2      | 3      | 4      | 5      | 6      | 7                         | 8                       |
| +               | +      | +      | +      | +      | +      | +                         | +                       |

| connector 15 pin   |                        |           |            |                  |              |                     |                       |                    |                     |              |                |                    |          |              |       |
|--------------------|------------------------|-----------|------------|------------------|--------------|---------------------|-----------------------|--------------------|---------------------|--------------|----------------|--------------------|----------|--------------|-------|
| OUT -              | OUT -                  | OUT -     | OUT -      | OUT -            | OUT -        | OUT -               | OUT -                 | OUT -              | OUT -               | OUT -        | OUT -          | OUT -              | OUT -    | OUT -        | OUT - |
| Driver door sensor | Passengers door sensor | Trunk lid | Hood sense | Original alarm++ | Arming state | Lock factory remote | Unlock factory remote | Any button pressed | Handbrake / Parking | Speed 10kmph | Engine running | Engine speed (RPM) | Ignition | Key inserted |       |
| 1                  | 2                      | 3         | 4          | 5                | 6            | 7                   | 8                     | 9                  | 10                  | 11           | 12             | 13                 | 14       | 15           |       |
| +                  | +                      | +         | +          | +                | +            | +                   | +                     | +                  | +                   | +            | +              | +                  | +        | +            |       |

| connector 10 pin |                           |                     |                    |                     |               |                   |                   |      |          |
|------------------|---------------------------|---------------------|--------------------|---------------------|---------------|-------------------|-------------------|------|----------|
| OUT +            | IN -                      | IN -                | IN -               | IN -                | IN -          | IN -              | IN -              | IN - | IN -     |
| Footbrake        | Drivers door opening sim. | Turn off the engine | Turn on the engine | Turn signal control | Trunk release | Opening all doors | Closing all doors | GND  | PWR +12V |
| 1                | 2                         | 3                   | 4                  | 5                   | 6             | 7                 | 8                 | 9    | 10       |
| +                | +                         | +                   | +                  | +                   | +             | +                 | +                 | +    | +        |

|                              |
|------------------------------|
| Contr. of factory alarm      |
| Contr. c.lock when ign.is on |
| Comfort closure              |

Attention:

**SUBARU LEGACY (BL / BP)**

year: 2004 →

without Keyless System

program N°: 11177

from: 2017-09-01

| connector 8 pin |        |        |        |        |        |                           |                         |
|-----------------|--------|--------|--------|--------|--------|---------------------------|-------------------------|
| CAN H           | CAN L  | CAN H  | CAN L  | CAN H  | CAN L  | OUT +                     | OUT -                   |
| CAN1-H          | CAN1-L | CAN2-H | CAN2-L | CAN3-H | CAN3-L | Alternative blink control | Alt. contr. centr. lock |
| 1               | 2      | 3      | 4      | 5      | 6      | 7                         | 8                       |
| +               | +      | +      | +      | +      | +      | +                         | +                       |

| connector 15 pin   |                        |           |            |                  |              |                     |                       |                    |                     |              |                |                    |          |              |       |
|--------------------|------------------------|-----------|------------|------------------|--------------|---------------------|-----------------------|--------------------|---------------------|--------------|----------------|--------------------|----------|--------------|-------|
| OUT -              | OUT -                  | OUT -     | OUT -      | OUT -            | OUT -        | OUT -               | OUT -                 | OUT -              | OUT -               | OUT -        | OUT -          | OUT -              | OUT -    | OUT -        | OUT - |
| Driver door sensor | Passengers door sensor | Trunk lid | Hood sense | Original alarm++ | Arming state | Lock factory remote | Unlock factory remote | Any button pressed | Handbrake / Parking | Speed 10kmph | Engine running | Engine speed (RPM) | Ignition | Key inserted |       |
| 1                  | 2                      | 3         | 4          | 5                | 6            | 7                   | 8                     | 9                  | 10                  | 11           | 12             | 13                 | 14       | 15           |       |
| +                  | +                      | +         | +          | +                | +            | +                   | +                     | +                  | +                   | +            | +              | +                  | +        | +            |       |

| connector 10 pin |                           |                     |                    |                     |               |                   |                   |      |          |
|------------------|---------------------------|---------------------|--------------------|---------------------|---------------|-------------------|-------------------|------|----------|
| OUT +            | IN -                      | IN -                | IN -               | IN -                | IN -          | IN -              | IN -              | IN - | IN -     |
| Footbrake        | Drivers door opening sim. | Turn off the engine | Turn on the engine | Turn signal control | Trunk release | Opening all doors | Closing all doors | GND  | PWR +12V |
| 1                | 2                         | 3                   | 4                  | 5                   | 6             | 7                 | 8                 | 9    | 10       |
| +                | +                         | +                   | +                  | +                   | +             | +                 | +                 | +    | +        |

|                              |
|------------------------------|
| Contr. of factory alarm      |
| Contr. c.lock when ign.is on |
| Comfort closure              |

Attention:

**SUBARU LEVORG (VM) (Keyless)**

year: 2015 →

with Keyless System

program N°: 11713

from: 2017-09-01

| connector 8 pin |        |        |        |        |        |                           |                         |
|-----------------|--------|--------|--------|--------|--------|---------------------------|-------------------------|
| CAN H           | CAN L  | CAN H  | CAN L  | CAN H  | CAN L  | OUT +                     | OUT -                   |
| CAN1-H          | CAN1-L | CAN2-H | CAN2-L | CAN3-H | CAN3-L | Alternative blink control | Alt. contr. centr. lock |
| 1               | 2      | 3      | 4      | 5      | 6      | 7                         | 8                       |
| +               | +      | +      | +      | +      | +      | +                         | +                       |

| connector 15 pin   |                        |           |            |                  |              |                     |                       |                    |                     |              |                |                    |          |              |       |
|--------------------|------------------------|-----------|------------|------------------|--------------|---------------------|-----------------------|--------------------|---------------------|--------------|----------------|--------------------|----------|--------------|-------|
| OUT -              | OUT -                  | OUT -     | OUT -      | OUT -            | OUT -        | OUT -               | OUT -                 | OUT -              | OUT -               | OUT -        | OUT -          | OUT -              | OUT -    | OUT -        | OUT - |
| Driver door sensor | Passengers door sensor | Trunk lid | Hood sense | Original alarm++ | Arming state | Lock factory remote | Unlock factory remote | Any button pressed | Handbrake / Parking | Speed 10kmph | Engine running | Engine speed (RPM) | Ignition | Key inserted |       |
| 1                  | 2                      | 3         | 4          | 5                | 6            | 7                   | 8                     | 9                  | 10                  | 11           | 12             | 13                 | 14       | 15           |       |
| +                  | +                      | +         | +          | +                | +            | +                   | +                     | +                  | +                   | +            | +              | +                  | +        | +            |       |

| connector 10 pin |                           |                     |                    |                     |               |                   |                   |      |          |
|------------------|---------------------------|---------------------|--------------------|---------------------|---------------|-------------------|-------------------|------|----------|
| OUT +            | IN -                      | IN -                | IN -               | IN -                | IN -          | IN -              | IN -              | IN - | IN -     |
| Footbrake        | Drivers door opening sim. | Turn off the engine | Turn on the engine | Turn signal control | Trunk release | Opening all doors | Closing all doors | GND  | PWR +12V |
| 1                | 2                         | 3                   | 4                  | 5                   | 6             | 7                 | 8                 | 9    | 10       |
| +                | +                         | +                   | +                  | +                   | +             | +                 | +                 | +    | +        |

|                              |
|------------------------------|
| Contr. of factory alarm      |
| Contr. c.lock when ign.is on |
| Comfort closure              |

Attention:

**SUBARU OUTBACK (BT) (Keyless)**

year: 2021 →

with Keyless System

program N°: 13978

from: 2022-02-14

| connector 8 pin |        |        |        |        |        |                           |                         |
|-----------------|--------|--------|--------|--------|--------|---------------------------|-------------------------|
| CAN H           | CAN L  | CAN H  | CAN L  | CAN H  | CAN L  | OUT +                     | OUT -                   |
| CAN1-H          | CAN1-L | CAN2-H | CAN2-L | CAN3-H | CAN3-L | Alternative blink control | Alt. contr. centr. lock |
| 1               | 2      | 3      | 4      | 5      | 6      | 7                         | 8                       |
| +               | +      | +      | +      | +      | +      | +                         | +                       |

| connector 15 pin   |                        |           |            |                  |              |                     |                       |                    |                     |              |                |                    |          |              |       |
|--------------------|------------------------|-----------|------------|------------------|--------------|---------------------|-----------------------|--------------------|---------------------|--------------|----------------|--------------------|----------|--------------|-------|
| OUT -              | OUT -                  | OUT -     | OUT -      | OUT -            | OUT -        | OUT -               | OUT -                 | OUT -              | OUT -               | OUT -        | OUT -          | OUT -              | OUT -    | OUT -        | OUT - |
| Driver door sensor | Passengers door sensor | Trunk lid | Hood sense | Original alarm++ | Arming state | Lock factory remote | Unlock factory remote | Any button pressed | Handbrake / Parking | Speed 10kmph | Engine running | Engine speed (RPM) | Ignition | Key inserted |       |
| 1                  | 2                      | 3         | 4          | 5                | 6            | 7                   | 8                     | 9                  | 10                  | 11           | 12             | 13                 | 14       | 15           |       |
| +                  | +                      | +         | +          | +                | +            | +                   | +                     | +                  | +                   | +            | +              | +                  | +        | +            |       |

| connector 10 pin |                           |                     |                    |                     |               |                   |                   |      |          |
|------------------|---------------------------|---------------------|--------------------|---------------------|---------------|-------------------|-------------------|------|----------|
| OUT +            | IN -                      | IN -                | IN -               | IN -                | IN -          | IN -              | IN -              | IN - | IN -     |
| Footbrake        | Drivers door opening sim. | Turn off the engine | Turn on the engine | Turn signal control | Trunk release | Opening all doors | Closing all doors | GND  | PWR +12V |
| 1                | 2                         | 3                   | 4                  | 5                   | 6             | 7                 | 8                 | 9    | 10       |
| +                | +                         | +                   | +                  | +                   | +             | +                 | +                 | +    | +        |

|                              |
|------------------------------|
| Contr. of factory alarm      |
| Contr. c.lock when ign.is on |
| Comfort closure              |

Attention:

**SUBARU OUTBACK (BS) (Keyless)**

year: 2018 →

with Keyless System

program N°: 13411

from: 2020-10-20

| connector 8 pin |        |        |        |        |        |                           |                         |
|-----------------|--------|--------|--------|--------|--------|---------------------------|-------------------------|
| CAN H           | CAN L  | CAN H  | CAN L  | CAN H  | CAN L  | OUT +                     | OUT -                   |
| CAN1-H          | CAN1-L | CAN2-H | CAN2-L | CAN3-H | CAN3-L | Alternative blink control | Alt. contr. centr. lock |
| 1               | 2      | 3      | 4      | 5      | 6      | 7                         | 8                       |
| +               | +      | +      | +      | +      | +      | +                         | +                       |

| connector 15 pin   |                        |           |            |                  |              |                     |                       |                    |                     |              |                |                    |          |              |       |
|--------------------|------------------------|-----------|------------|------------------|--------------|---------------------|-----------------------|--------------------|---------------------|--------------|----------------|--------------------|----------|--------------|-------|
| OUT -              | OUT -                  | OUT -     | OUT -      | OUT -            | OUT -        | OUT -               | OUT -                 | OUT -              | OUT -               | OUT -        | OUT -          | OUT -              | OUT -    | OUT -        | OUT - |
| Driver door sensor | Passengers door sensor | Trunk lid | Hood sense | Original alarm++ | Arming state | Lock factory remote | Unlock factory remote | Any button pressed | Handbrake / Parking | Speed 10kmph | Engine running | Engine speed (RPM) | Ignition | Key inserted |       |
| 1                  | 2                      | 3         | 4          | 5                | 6            | 7                   | 8                     | 9                  | 10                  | 11           | 12             | 13                 | 14       | 15           |       |
| +                  | +                      | +         | +          | +                | +            | +                   | +                     | +                  | +                   | +            | +              | +                  | +        | +            |       |

| connector 10 pin |                           |                     |                    |                     |               |                   |                   |      |          |
|------------------|---------------------------|---------------------|--------------------|---------------------|---------------|-------------------|-------------------|------|----------|
| OUT +            | IN -                      | IN -                | IN -               | IN -                | IN -          | IN -              | IN -              | IN - | IN -     |
| Footbrake        | Drivers door opening sim. | Turn off the engine | Turn on the engine | Turn signal control | Trunk release | Opening all doors | Closing all doors | GND  | PWR +12V |
| 1                | 2                         | 3                   | 4                  | 5                   | 6             | 7                 | 8                 | 9    | 10       |
| +                | +                         | +                   | +                  | +                   | +             | +                 | +                 | +    | +        |

|                              |
|------------------------------|
| Contr. of factory alarm      |
| Contr. c.lock when ign.is on |
| Comfort closure              |

Attention:

Switches

**SUBARU OUTBACK (BS) (Keyless)** year: 2016 → with Keyless System program No: **11698** from: **2017-09-01**

| connector 8 pin |        |        |        |        |        |                           |                         | connector 15 pin   |                        |           |            |                  |              |                     |                       |                    |                     |              |                |                    |          |              | connector 10 pin |                           |                     |                    |                     |               |                   |                   |     |          |    |    |    |    |   |   |   |   |   |   |  |  |
|-----------------|--------|--------|--------|--------|--------|---------------------------|-------------------------|--------------------|------------------------|-----------|------------|------------------|--------------|---------------------|-----------------------|--------------------|---------------------|--------------|----------------|--------------------|----------|--------------|------------------|---------------------------|---------------------|--------------------|---------------------|---------------|-------------------|-------------------|-----|----------|----|----|----|----|---|---|---|---|---|---|--|--|
| CAN H           | CAN L  | CAN H  | CAN L  | CAN H  | CAN L  | OUT +                     | OUT +                   | OUT                | OUT                    | OUT       | OUT        | OUT              | OUT          | OUT                 | OUT                   | OUT                | OUT                 | OUT          | OUT            | OUT                | OUT      | OUT          | OUT              | OUT                       | OUT                 | OUT                | IN                  | IN            | IN                | IN                | IN  | IN       | IN | IN | IN | IN |   |   |   |   |   |   |  |  |
| CAN1-H          | CAN1-L | CAN2-H | CAN2-L | CAN3-H | CAN3-L | Alternative blink control | Alt. contr. centr. lock | Driver door sensor | Passengers door sensor | Trunk lid | Hood sense | Original alarm++ | Arming state | Lock factory remote | Unlock factory remote | Any button pressed | Handbrake / Parking | Speed 10kmph | Engine running | Engine speed (RPM) | Ignition | Key inserted | Footbrake        | Drivers door opening sim. | Turn off the engine | Turn on the engine | Turn signal control | Trunk release | Opening all doors | Closing all doors | GND | PWR +12V |    |    |    |    |   |   |   |   |   |   |  |  |
| 1               | 2      | 3      | 4      | 5      | 6      | 7                         | 8                       | 1                  | 2                      | 3         | 4          | 5                | 6            | 7                   | 8                     | 9                  | 10                  | 11           | 12             | 13                 | 14       | 15           | 1                | 2                         | 3                   | 4                  | 5                   | 6             | 7                 | 8                 | 9   | 10       |    |    |    |    |   |   |   |   |   |   |  |  |
| +               | +      |        |        |        |        | +                         | +                       | +                  | +                      | +         | +          | +                | +            | +                   | +                     | +                  | +                   | +            | +              | +                  | +        | +            | +                | +                         | +                   | +                  | +                   | +             | +                 | +                 | +   | +        | +  | +  | +  | +  | + | + | + | + | + | + |  |  |

Attention:   
 Contr. of factory alarm   
 Contr.c.lock. when ign.is on   
 Comfort closure

**SUBARU OUTBACK (BR)** year: 2013 → without Keyless System program No: **11423** from: **2017-09-01**

| connector 8 pin |        |        |        |        |        |                           |                         | connector 15 pin   |                        |           |            |                  |              |                     |                       |                    |                     |              |                |                    |          |              | connector 10 pin |                           |                     |                    |                     |               |                   |                   |     |          |    |    |    |    |    |    |    |   |   |   |  |  |
|-----------------|--------|--------|--------|--------|--------|---------------------------|-------------------------|--------------------|------------------------|-----------|------------|------------------|--------------|---------------------|-----------------------|--------------------|---------------------|--------------|----------------|--------------------|----------|--------------|------------------|---------------------------|---------------------|--------------------|---------------------|---------------|-------------------|-------------------|-----|----------|----|----|----|----|----|----|----|---|---|---|--|--|
| CAN H           | CAN L  | CAN H  | CAN L  | CAN H  | CAN L  | OUT +                     | OUT +                   | OUT                | OUT                    | OUT       | OUT        | OUT              | OUT          | OUT                 | OUT                   | OUT                | OUT                 | OUT          | OUT            | OUT                | OUT      | OUT          | OUT              | OUT                       | OUT                 | OUT                | IN                  | IN            | IN                | IN                | IN  | IN       | IN | IN | IN | IN | IN | IN | IN |   |   |   |  |  |
| CAN1-H          | CAN1-L | CAN2-H | CAN2-L | CAN3-H | CAN3-L | Alternative blink control | Alt. contr. centr. lock | Driver door sensor | Passengers door sensor | Trunk lid | Hood sense | Original alarm++ | Arming state | Lock factory remote | Unlock factory remote | Any button pressed | Handbrake / Parking | Speed 10kmph | Engine running | Engine speed (RPM) | Ignition | Key inserted | Footbrake        | Drivers door opening sim. | Turn off the engine | Turn on the engine | Turn signal control | Trunk release | Opening all doors | Closing all doors | GND | PWR +12V |    |    |    |    |    |    |    |   |   |   |  |  |
| 1               | 2      | 3      | 4      | 5      | 6      | 7                         | 8                       | 1                  | 2                      | 3         | 4          | 5                | 6            | 7                   | 8                     | 9                  | 10                  | 11           | 12             | 13                 | 14       | 15           | 1                | 2                         | 3                   | 4                  | 5                   | 6             | 7                 | 8                 | 9   | 10       |    |    |    |    |    |    |    |   |   |   |  |  |
| +               | +      |        |        |        |        | +                         | +                       | +                  | +                      | +         | +          | +                | +            | +                   | +                     | +                  | +                   | +            | +              | +                  | +        | +            | +                | +                         | +                   | +                  | +                   | +             | +                 | +                 | +   | +        | +  | +  | +  | +  | +  | +  | +  | + | + | + |  |  |

Attention:   
 Contr. of factory alarm   
 Contr.c.lock. when ign.is on   
 Comfort closure

**SUBARU OUTBACK (BR) (Keyless)** year: 2010 → with Keyless System program No: **11265** from: **2017-09-01**

| connector 8 pin |        |        |        |        |        |                           |                         | connector 15 pin   |                        |           |            |                  |              |                     |                       |                    |                     |              |                |                    |          |              | connector 10 pin |                           |                     |                    |                     |               |                   |                   |     |          |    |    |    |    |    |    |    |   |   |   |  |  |
|-----------------|--------|--------|--------|--------|--------|---------------------------|-------------------------|--------------------|------------------------|-----------|------------|------------------|--------------|---------------------|-----------------------|--------------------|---------------------|--------------|----------------|--------------------|----------|--------------|------------------|---------------------------|---------------------|--------------------|---------------------|---------------|-------------------|-------------------|-----|----------|----|----|----|----|----|----|----|---|---|---|--|--|
| CAN H           | CAN L  | CAN H  | CAN L  | CAN H  | CAN L  | OUT +                     | OUT +                   | OUT                | OUT                    | OUT       | OUT        | OUT              | OUT          | OUT                 | OUT                   | OUT                | OUT                 | OUT          | OUT            | OUT                | OUT      | OUT          | OUT              | OUT                       | OUT                 | OUT                | IN                  | IN            | IN                | IN                | IN  | IN       | IN | IN | IN | IN | IN | IN | IN |   |   |   |  |  |
| CAN1-H          | CAN1-L | CAN2-H | CAN2-L | CAN3-H | CAN3-L | Alternative blink control | Alt. contr. centr. lock | Driver door sensor | Passengers door sensor | Trunk lid | Hood sense | Original alarm++ | Arming state | Lock factory remote | Unlock factory remote | Any button pressed | Handbrake / Parking | Speed 10kmph | Engine running | Engine speed (RPM) | Ignition | Key inserted | Footbrake        | Drivers door opening sim. | Turn off the engine | Turn on the engine | Turn signal control | Trunk release | Opening all doors | Closing all doors | GND | PWR +12V |    |    |    |    |    |    |    |   |   |   |  |  |
| 1               | 2      | 3      | 4      | 5      | 6      | 7                         | 8                       | 1                  | 2                      | 3         | 4          | 5                | 6            | 7                   | 8                     | 9                  | 10                  | 11           | 12             | 13                 | 14       | 15           | 1                | 2                         | 3                   | 4                  | 5                   | 6             | 7                 | 8                 | 9   | 10       |    |    |    |    |    |    |    |   |   |   |  |  |
| +               | +      | +      | +      |        |        | +                         | +                       | +                  | +                      | +         | +          | +                | +            | +                   | +                     | +                  | +                   | +            | +              | +                  | +        | +            | +                | +                         | +                   | +                  | +                   | +             | +                 | +                 | +   | +        | +  | +  | +  | +  | +  | +  | +  | + | + | + |  |  |

Attention:   
 Contr. of factory alarm   
 Contr.c.lock. when ign.is on   
 Comfort closure

**SUBARU OUTBACK (BP)** year: 2008 → without Keyless System program No: **11177** from: **2017-09-01**

| connector 8 pin |        |        |        |        |        |                           |                         | connector 15 pin   |                        |           |            |                  |              |                     |                       |                    |                     |              |                |                    |          |              | connector 10 pin |                           |                     |                    |                     |               |                   |                   |     |          |    |    |    |    |    |    |    |   |   |   |  |  |
|-----------------|--------|--------|--------|--------|--------|---------------------------|-------------------------|--------------------|------------------------|-----------|------------|------------------|--------------|---------------------|-----------------------|--------------------|---------------------|--------------|----------------|--------------------|----------|--------------|------------------|---------------------------|---------------------|--------------------|---------------------|---------------|-------------------|-------------------|-----|----------|----|----|----|----|----|----|----|---|---|---|--|--|
| CAN H           | CAN L  | CAN H  | CAN L  | CAN H  | CAN L  | OUT +                     | OUT +                   | OUT                | OUT                    | OUT       | OUT        | OUT              | OUT          | OUT                 | OUT                   | OUT                | OUT                 | OUT          | OUT            | OUT                | OUT      | OUT          | OUT              | OUT                       | OUT                 | OUT                | IN                  | IN            | IN                | IN                | IN  | IN       | IN | IN | IN | IN | IN | IN | IN |   |   |   |  |  |
| CAN1-H          | CAN1-L | CAN2-H | CAN2-L | CAN3-H | CAN3-L | Alternative blink control | Alt. contr. centr. lock | Driver door sensor | Passengers door sensor | Trunk lid | Hood sense | Original alarm++ | Arming state | Lock factory remote | Unlock factory remote | Any button pressed | Handbrake / Parking | Speed 10kmph | Engine running | Engine speed (RPM) | Ignition | Key inserted | Footbrake        | Drivers door opening sim. | Turn off the engine | Turn on the engine | Turn signal control | Trunk release | Opening all doors | Closing all doors | GND | PWR +12V |    |    |    |    |    |    |    |   |   |   |  |  |
| 1               | 2      | 3      | 4      | 5      | 6      | 7                         | 8                       | 1                  | 2                      | 3         | 4          | 5                | 6            | 7                   | 8                     | 9                  | 10                  | 11           | 12             | 13                 | 14       | 15           | 1                | 2                         | 3                   | 4                  | 5                   | 6             | 7                 | 8                 | 9   | 10       |    |    |    |    |    |    |    |   |   |   |  |  |
| +               | +      |        |        |        |        | +                         | +                       | +                  | +                      | +         | +          | +                | +            | +                   | +                     | +                  | +                   | +            | +              | +                  | +        | +            | +                | +                         | +                   | +                  | +                   | +             | +                 | +                 | +   | +        | +  | +  | +  | +  | +  | +  | +  | + | + | + |  |  |

Attention:   
 Contr. of factory alarm   
 Contr.c.lock. when ign.is on   
 Comfort closure

**SUBARU OUTBACK (BP)** year: 2004 → without Keyless System program No: **11177** from: **2017-09-01**

| connector 8 pin |        |        |        |        |        |                           |                         | connector 15 pin   |                        |           |            |                  |              |                     |                       |                    |                     |              |                |                    |          |              | connector 10 pin |                           |                     |                    |                     |               |                   |                   |     |          |    |    |    |    |    |    |    |    |   |   |  |  |
|-----------------|--------|--------|--------|--------|--------|---------------------------|-------------------------|--------------------|------------------------|-----------|------------|------------------|--------------|---------------------|-----------------------|--------------------|---------------------|--------------|----------------|--------------------|----------|--------------|------------------|---------------------------|---------------------|--------------------|---------------------|---------------|-------------------|-------------------|-----|----------|----|----|----|----|----|----|----|----|---|---|--|--|
| CAN H           | CAN L  | CAN H  | CAN L  | CAN H  | CAN L  | OUT +                     | OUT +                   | OUT                | OUT                    | OUT       | OUT        | OUT              | OUT          | OUT                 | OUT                   | OUT                | OUT                 | OUT          | OUT            | OUT                | OUT      | OUT          | OUT              | OUT                       | OUT                 | OUT                | IN                  | IN            | IN                | IN                | IN  | IN       | IN | IN | IN | IN | IN | IN | IN | IN |   |   |  |  |
| CAN1-H          | CAN1-L | CAN2-H | CAN2-L | CAN3-H | CAN3-L | Alternative blink control | Alt. contr. centr. lock | Driver door sensor | Passengers door sensor | Trunk lid | Hood sense | Original alarm++ | Arming state | Lock factory remote | Unlock factory remote | Any button pressed | Handbrake / Parking | Speed 10kmph | Engine running | Engine speed (RPM) | Ignition | Key inserted | Footbrake        | Drivers door opening sim. | Turn off the engine | Turn on the engine | Turn signal control | Trunk release | Opening all doors | Closing all doors | GND | PWR +12V |    |    |    |    |    |    |    |    |   |   |  |  |
| 1               | 2      | 3      | 4      | 5      | 6      | 7                         | 8                       | 1                  | 2                      | 3         | 4          | 5                | 6            | 7                   | 8                     | 9                  | 10                  | 11           | 12             | 13                 | 14       | 15           | 1                | 2                         | 3                   | 4                  | 5                   | 6             | 7                 | 8                 | 9   | 10       |    |    |    |    |    |    |    |    |   |   |  |  |
| +               | +      |        |        |        |        | +                         | +                       | +                  | +                      | +         | +          | +                | +            | +                   | +                     | +                  | +                   | +            | +              | +                  | +        | +            | +                | +                         | +                   | +                  | +                   | +             | +                 | +                 | +   | +        | +  | +  | +  | +  | +  | +  | +  | +  | + | + |  |  |

Attention:   
 Contr. of factory alarm   
 Contr.c.lock. when ign.is on   
 Comfort closure







| SUZUKI GRAND VITARA (Keyless) |        |        |        |        |        |       |       |                           |                         | year: 2008 → with Keyless System |                        |           |            |                  |              |                     |                       |                    |                     | program No: 11115 |                |                    |          |              |           |                           |                     |                    |                     | from: 2022-10-20 |                   |                   |     |          |     |     |     |     |     |     |    |    |    |    |                         |                              |                 |    |    |   |   |   |   |   |   |   |   |   |   |   |   |   |   |   |   |   |   |   |   |   |   |   |   |   |   |   |   |   |   |   |   |   |   |   |
|-------------------------------|--------|--------|--------|--------|--------|-------|-------|---------------------------|-------------------------|----------------------------------|------------------------|-----------|------------|------------------|--------------|---------------------|-----------------------|--------------------|---------------------|-------------------|----------------|--------------------|----------|--------------|-----------|---------------------------|---------------------|--------------------|---------------------|------------------|-------------------|-------------------|-----|----------|-----|-----|-----|-----|-----|-----|----|----|----|----|-------------------------|------------------------------|-----------------|----|----|---|---|---|---|---|---|---|---|---|---|---|---|---|---|---|---|---|---|---|---|---|---|---|---|---|---|---|---|---|---|---|---|---|---|---|
| connector 8 pin               |        |        |        |        |        |       |       |                           |                         | connector 15 pin                 |                        |           |            |                  |              |                     |                       |                    |                     | connector 10 pin  |                |                    |          |              |           |                           |                     |                    |                     |                  |                   |                   |     |          |     |     |     |     |     |     |    |    |    |    |                         |                              |                 |    |    |   |   |   |   |   |   |   |   |   |   |   |   |   |   |   |   |   |   |   |   |   |   |   |   |   |   |   |   |   |   |   |   |   |   |   |
| CAN H                         | CAN L  | CAN H  | CAN L  | CAN H  | CAN L  | CAN H | CAN L | OUT +                     | OUT -                   | OUT                              | OUT                    | OUT       | OUT        | OUT              | OUT          | OUT                 | OUT                   | OUT                | OUT                 | OUT               | IN             | IN                 | IN       | IN           | IN        | IN                        | IN                  | IN                 | IN                  | OUT              | OUT               | OUT               | OUT | OUT      | OUT | OUT | OUT | OUT | OUT | OUT | IN | IN | IN | IN | IN                      | IN                           | IN              | IN | IN |   |   |   |   |   |   |   |   |   |   |   |   |   |   |   |   |   |   |   |   |   |   |   |   |   |   |   |   |   |   |   |   |   |   |   |
| CAN1-H                        | CAN1-L | CAN2-H | CAN2-L | CAN3-H | CAN3-L |       |       | Alternative blink control | Alt. contr. centr. lock | Driver door sensor               | Passengers door sensor | Trunk lid | Hood sense | Original alarm++ | Arming state | Lock factory remote | Unlock factory remote | Any button pressed | Handbrake / Parking | Speed 10kmph      | Engine running | Engine speed (RPM) | Ignition | Key inserted | Footbrake | Drivers door opening sim. | Turn off the engine | Turn on the engine | Turn signal control | Trunk release    | Opening all doors | Closing all doors | GND | PWR +12V |     |     |     |     |     |     |    |    |    |    | Contr. of factory alarm | Contr.c.lock. when ign.is on | Comfort closure |    |    |   |   |   |   |   |   |   |   |   |   |   |   |   |   |   |   |   |   |   |   |   |   |   |   |   |   |   |   |   |   |   |   |   |   |   |
| 1                             | 2      | 3      | 4      | 5      | 6      | 7     | 8     |                           |                         | 1                                | 2                      | 3         | 4          | 5                | 6            | 7                   | 8                     | 9                  | 10                  | 11                | 12             | 13                 | 14       | 15           | 1         | 2                         | 3                   | 4                  | 5                   | 6                | 7                 | 8                 | 9   | 10       |     |     |     |     |     |     |    |    |    |    | +                       | +                            | +               | +  | +  | + | + | + | + | + | + | + | + | + | + | + | + | + | + | + | + | + | + | + | + | + | + | + | + | + | + | + | + | + | + | + | + | + | + | + |

Attention:

Switches

| SUZUKI GRAND VITARA |        |        |        |        |        |       |       |                           |                         | year: 2008 → without Keyless System |                        |           |            |                  |              |                     |                       |                    |                     | program No: 11115 |                |                    |          |              |           |                           |                     |                    |                     | from: 2022-10-20 |                   |                   |     |          |     |     |     |     |     |     |    |    |    |    |                         |                              |                 |    |    |   |   |   |   |   |   |   |   |   |   |   |   |   |   |   |   |   |   |   |   |   |   |   |   |   |   |   |   |   |   |   |   |   |   |   |
|---------------------|--------|--------|--------|--------|--------|-------|-------|---------------------------|-------------------------|-------------------------------------|------------------------|-----------|------------|------------------|--------------|---------------------|-----------------------|--------------------|---------------------|-------------------|----------------|--------------------|----------|--------------|-----------|---------------------------|---------------------|--------------------|---------------------|------------------|-------------------|-------------------|-----|----------|-----|-----|-----|-----|-----|-----|----|----|----|----|-------------------------|------------------------------|-----------------|----|----|---|---|---|---|---|---|---|---|---|---|---|---|---|---|---|---|---|---|---|---|---|---|---|---|---|---|---|---|---|---|---|---|---|---|---|
| connector 8 pin     |        |        |        |        |        |       |       |                           |                         | connector 15 pin                    |                        |           |            |                  |              |                     |                       |                    |                     | connector 10 pin  |                |                    |          |              |           |                           |                     |                    |                     |                  |                   |                   |     |          |     |     |     |     |     |     |    |    |    |    |                         |                              |                 |    |    |   |   |   |   |   |   |   |   |   |   |   |   |   |   |   |   |   |   |   |   |   |   |   |   |   |   |   |   |   |   |   |   |   |   |   |
| CAN H               | CAN L  | CAN H  | CAN L  | CAN H  | CAN L  | CAN H | CAN L | OUT +                     | OUT -                   | OUT                                 | OUT                    | OUT       | OUT        | OUT              | OUT          | OUT                 | OUT                   | OUT                | OUT                 | OUT               | IN             | IN                 | IN       | IN           | IN        | IN                        | IN                  | IN                 | IN                  | OUT              | OUT               | OUT               | OUT | OUT      | OUT | OUT | OUT | OUT | OUT | OUT | IN | IN | IN | IN | IN                      | IN                           | IN              | IN | IN |   |   |   |   |   |   |   |   |   |   |   |   |   |   |   |   |   |   |   |   |   |   |   |   |   |   |   |   |   |   |   |   |   |   |   |
| CAN1-H              | CAN1-L | CAN2-H | CAN2-L | CAN3-H | CAN3-L |       |       | Alternative blink control | Alt. contr. centr. lock | Driver door sensor                  | Passengers door sensor | Trunk lid | Hood sense | Original alarm++ | Arming state | Lock factory remote | Unlock factory remote | Any button pressed | Handbrake / Parking | Speed 10kmph      | Engine running | Engine speed (RPM) | Ignition | Key inserted | Footbrake | Drivers door opening sim. | Turn off the engine | Turn on the engine | Turn signal control | Trunk release    | Opening all doors | Closing all doors | GND | PWR +12V |     |     |     |     |     |     |    |    |    |    | Contr. of factory alarm | Contr.c.lock. when ign.is on | Comfort closure |    |    |   |   |   |   |   |   |   |   |   |   |   |   |   |   |   |   |   |   |   |   |   |   |   |   |   |   |   |   |   |   |   |   |   |   |   |
| 1                   | 2      | 3      | 4      | 5      | 6      | 7     | 8     |                           |                         | 1                                   | 2                      | 3         | 4          | 5                | 6            | 7                   | 8                     | 9                  | 10                  | 11                | 12             | 13                 | 14       | 15           | 1         | 2                         | 3                   | 4                  | 5                   | 6                | 7                 | 8                 | 9   | 10       |     |     |     |     |     |     |    |    |    |    | +                       | +                            | +               | +  | +  | + | + | + | + | + | + | + | + | + | + | + | + | + | + | + | + | + | + | + | + | + | + | + | + | + | + | + | + | + | + | + | + | + | + | + |

Attention:

Switches

| SUZUKI GRAND VITARA (Keyless) |        |        |        |        |        |       |       |                           |                         | year: 2005 → with Keyless System |                        |           |            |                  |              |                     |                       |                    |                     | program No: 11115 |                |                    |          |              |           |                           |                     |                    |                     | from: 2022-10-20 |                   |                   |     |          |     |     |     |     |     |     |    |    |    |    |                         |                              |                 |    |    |   |   |   |   |   |   |   |   |   |   |   |   |   |   |   |   |   |   |   |   |   |   |   |   |   |   |   |   |   |   |   |   |   |   |   |
|-------------------------------|--------|--------|--------|--------|--------|-------|-------|---------------------------|-------------------------|----------------------------------|------------------------|-----------|------------|------------------|--------------|---------------------|-----------------------|--------------------|---------------------|-------------------|----------------|--------------------|----------|--------------|-----------|---------------------------|---------------------|--------------------|---------------------|------------------|-------------------|-------------------|-----|----------|-----|-----|-----|-----|-----|-----|----|----|----|----|-------------------------|------------------------------|-----------------|----|----|---|---|---|---|---|---|---|---|---|---|---|---|---|---|---|---|---|---|---|---|---|---|---|---|---|---|---|---|---|---|---|---|---|---|---|
| connector 8 pin               |        |        |        |        |        |       |       |                           |                         | connector 15 pin                 |                        |           |            |                  |              |                     |                       |                    |                     | connector 10 pin  |                |                    |          |              |           |                           |                     |                    |                     |                  |                   |                   |     |          |     |     |     |     |     |     |    |    |    |    |                         |                              |                 |    |    |   |   |   |   |   |   |   |   |   |   |   |   |   |   |   |   |   |   |   |   |   |   |   |   |   |   |   |   |   |   |   |   |   |   |   |
| CAN H                         | CAN L  | CAN H  | CAN L  | CAN H  | CAN L  | CAN H | CAN L | OUT +                     | OUT -                   | OUT                              | OUT                    | OUT       | OUT        | OUT              | OUT          | OUT                 | OUT                   | OUT                | OUT                 | OUT               | IN             | IN                 | IN       | IN           | IN        | IN                        | IN                  | IN                 | IN                  | OUT              | OUT               | OUT               | OUT | OUT      | OUT | OUT | OUT | OUT | OUT | OUT | IN | IN | IN | IN | IN                      | IN                           | IN              | IN | IN |   |   |   |   |   |   |   |   |   |   |   |   |   |   |   |   |   |   |   |   |   |   |   |   |   |   |   |   |   |   |   |   |   |   |   |
| CAN1-H                        | CAN1-L | CAN2-H | CAN2-L | CAN3-H | CAN3-L |       |       | Alternative blink control | Alt. contr. centr. lock | Driver door sensor               | Passengers door sensor | Trunk lid | Hood sense | Original alarm++ | Arming state | Lock factory remote | Unlock factory remote | Any button pressed | Handbrake / Parking | Speed 10kmph      | Engine running | Engine speed (RPM) | Ignition | Key inserted | Footbrake | Drivers door opening sim. | Turn off the engine | Turn on the engine | Turn signal control | Trunk release    | Opening all doors | Closing all doors | GND | PWR +12V |     |     |     |     |     |     |    |    |    |    | Contr. of factory alarm | Contr.c.lock. when ign.is on | Comfort closure |    |    |   |   |   |   |   |   |   |   |   |   |   |   |   |   |   |   |   |   |   |   |   |   |   |   |   |   |   |   |   |   |   |   |   |   |   |
| 1                             | 2      | 3      | 4      | 5      | 6      | 7     | 8     |                           |                         | 1                                | 2                      | 3         | 4          | 5                | 6            | 7                   | 8                     | 9                  | 10                  | 11                | 12             | 13                 | 14       | 15           | 1         | 2                         | 3                   | 4                  | 5                   | 6                | 7                 | 8                 | 9   | 10       |     |     |     |     |     |     |    |    |    |    | +                       | +                            | +               | +  | +  | + | + | + | + | + | + | + | + | + | + | + | + | + | + | + | + | + | + | + | + | + | + | + | + | + | + | + | + | + | + | + | + | + | + | + |

Attention:

Switches

| SUZUKI GRAND VITARA |        |        |        |        |        |       |       |                           |                         | year: 2005 → without Keyless System |                        |           |            |                  |              |                     |                       |                    |                     | program No: 11115 |                |                    |          |              |           |                           |                     |                    |                     | from: 2022-10-20 |                   |                   |     |          |     |     |     |     |     |     |    |    |    |    |                         |                              |                 |    |    |   |   |   |   |   |   |   |   |   |   |   |   |   |   |   |   |   |   |   |   |   |   |   |   |   |   |   |   |   |   |   |   |   |   |   |
|---------------------|--------|--------|--------|--------|--------|-------|-------|---------------------------|-------------------------|-------------------------------------|------------------------|-----------|------------|------------------|--------------|---------------------|-----------------------|--------------------|---------------------|-------------------|----------------|--------------------|----------|--------------|-----------|---------------------------|---------------------|--------------------|---------------------|------------------|-------------------|-------------------|-----|----------|-----|-----|-----|-----|-----|-----|----|----|----|----|-------------------------|------------------------------|-----------------|----|----|---|---|---|---|---|---|---|---|---|---|---|---|---|---|---|---|---|---|---|---|---|---|---|---|---|---|---|---|---|---|---|---|---|---|---|
| connector 8 pin     |        |        |        |        |        |       |       |                           |                         | connector 15 pin                    |                        |           |            |                  |              |                     |                       |                    |                     | connector 10 pin  |                |                    |          |              |           |                           |                     |                    |                     |                  |                   |                   |     |          |     |     |     |     |     |     |    |    |    |    |                         |                              |                 |    |    |   |   |   |   |   |   |   |   |   |   |   |   |   |   |   |   |   |   |   |   |   |   |   |   |   |   |   |   |   |   |   |   |   |   |   |
| CAN H               | CAN L  | CAN H  | CAN L  | CAN H  | CAN L  | CAN H | CAN L | OUT +                     | OUT -                   | OUT                                 | OUT                    | OUT       | OUT        | OUT              | OUT          | OUT                 | OUT                   | OUT                | OUT                 | OUT               | IN             | IN                 | IN       | IN           | IN        | IN                        | IN                  | IN                 | IN                  | OUT              | OUT               | OUT               | OUT | OUT      | OUT | OUT | OUT | OUT | OUT | OUT | IN | IN | IN | IN | IN                      | IN                           | IN              | IN | IN |   |   |   |   |   |   |   |   |   |   |   |   |   |   |   |   |   |   |   |   |   |   |   |   |   |   |   |   |   |   |   |   |   |   |   |
| CAN1-H              | CAN1-L | CAN2-H | CAN2-L | CAN3-H | CAN3-L |       |       | Alternative blink control | Alt. contr. centr. lock | Driver door sensor                  | Passengers door sensor | Trunk lid | Hood sense | Original alarm++ | Arming state | Lock factory remote | Unlock factory remote | Any button pressed | Handbrake / Parking | Speed 10kmph      | Engine running | Engine speed (RPM) | Ignition | Key inserted | Footbrake | Drivers door opening sim. | Turn off the engine | Turn on the engine | Turn signal control | Trunk release    | Opening all doors | Closing all doors | GND | PWR +12V |     |     |     |     |     |     |    |    |    |    | Contr. of factory alarm | Contr.c.lock. when ign.is on | Comfort closure |    |    |   |   |   |   |   |   |   |   |   |   |   |   |   |   |   |   |   |   |   |   |   |   |   |   |   |   |   |   |   |   |   |   |   |   |   |
| 1                   | 2      | 3      | 4      | 5      | 6      | 7     | 8     |                           |                         | 1                                   | 2                      | 3         | 4          | 5                | 6            | 7                   | 8                     | 9                  | 10                  | 11                | 12             | 13                 | 14       | 15           | 1         | 2                         | 3                   | 4                  | 5                   | 6                | 7                 | 8                 | 9   | 10       |     |     |     |     |     |     |    |    |    |    | +                       | +                            | +               | +  | +  | + | + | + | + | + | + | + | + | + | + | + | + | + | + | + | + | + | + | + | + | + | + | + | + | + | + | + | + | + | + | + | + | + | + | + |

Attention:

Switches

| SUZUKI IGNIS    |        |        |        |        |        |       |       |                           |                         | year: 2020 → with and without Keyless System |                        |           |            |                  |              |                     |                       |                    |                     | program No: 13574 |                |                    |          |              |           |                           |                     |                    |                     | from: 2022-10-20 |                   |                   |     |          |     |     |     |     |     |     |    |    |    |    |                         |                              |                 |    |    |   |   |   |   |   |   |   |   |   |   |   |   |   |   |   |   |   |   |   |   |   |   |   |   |   |   |   |   |   |   |   |   |   |   |   |
|-----------------|--------|--------|--------|--------|--------|-------|-------|---------------------------|-------------------------|----------------------------------------------|------------------------|-----------|------------|------------------|--------------|---------------------|-----------------------|--------------------|---------------------|-------------------|----------------|--------------------|----------|--------------|-----------|---------------------------|---------------------|--------------------|---------------------|------------------|-------------------|-------------------|-----|----------|-----|-----|-----|-----|-----|-----|----|----|----|----|-------------------------|------------------------------|-----------------|----|----|---|---|---|---|---|---|---|---|---|---|---|---|---|---|---|---|---|---|---|---|---|---|---|---|---|---|---|---|---|---|---|---|---|---|---|
| connector 8 pin |        |        |        |        |        |       |       |                           |                         | connector 15 pin                             |                        |           |            |                  |              |                     |                       |                    |                     | connector 10 pin  |                |                    |          |              |           |                           |                     |                    |                     |                  |                   |                   |     |          |     |     |     |     |     |     |    |    |    |    |                         |                              |                 |    |    |   |   |   |   |   |   |   |   |   |   |   |   |   |   |   |   |   |   |   |   |   |   |   |   |   |   |   |   |   |   |   |   |   |   |   |
| CAN H           | CAN L  | CAN H  | CAN L  | CAN H  | CAN L  | CAN H | CAN L | OUT +                     | OUT -                   | OUT                                          | OUT                    | OUT       | OUT        | OUT              | OUT          | OUT                 | OUT                   | OUT                | OUT                 | OUT               | IN             | IN                 | IN       | IN           | IN        | IN                        | IN                  | IN                 | IN                  | OUT              | OUT               | OUT               | OUT | OUT      | OUT | OUT | OUT | OUT | OUT | OUT | IN | IN | IN | IN | IN                      | IN                           | IN              | IN | IN |   |   |   |   |   |   |   |   |   |   |   |   |   |   |   |   |   |   |   |   |   |   |   |   |   |   |   |   |   |   |   |   |   |   |   |
| CAN1-H          | CAN1-L | CAN2-H | CAN2-L | CAN3-H | CAN3-L |       |       | Alternative blink control | Alt. contr. centr. lock | Driver door sensor                           | Passengers door sensor | Trunk lid | Hood sense | Original alarm++ | Arming state | Lock factory remote | Unlock factory remote | Any button pressed | Handbrake / Parking | Speed 10kmph      | Engine running | Engine speed (RPM) | Ignition | Key inserted | Footbrake | Drivers door opening sim. | Turn off the engine | Turn on the engine | Turn signal control | Trunk release    | Opening all doors | Closing all doors | GND | PWR +12V |     |     |     |     |     |     |    |    |    |    | Contr. of factory alarm | Contr.c.lock. when ign.is on | Comfort closure |    |    |   |   |   |   |   |   |   |   |   |   |   |   |   |   |   |   |   |   |   |   |   |   |   |   |   |   |   |   |   |   |   |   |   |   |   |
| 1               | 2      | 3      | 4      | 5      | 6      | 7     | 8     |                           |                         | 1                                            | 2                      | 3         | 4          | 5                | 6            | 7                   | 8                     | 9                  | 10                  | 11                | 12             | 13                 | 14       | 15           | 1         | 2                         | 3                   | 4                  | 5                   | 6                | 7                 | 8                 | 9   | 10       |     |     |     |     |     |     |    |    |    |    | +                       | +                            | +               | +  | +  | + | + | + | + | + | + | + | + | + | + | + | + | + | + | + | + | + | + | + | + | + | + | + | + | + | + | + | + | + | + | + | + | + | + | + |

Attention:

Switches

| SUZUKI JIMNY    |        |        |        |        |        |       |                           |                         |       | year: 2018 →       |                        |           |            |                  |              |                     |                       |                    |                     | program No: 12729 |                |                    |          |              |           |                           |                     |                    |                     | from: 2022-10-20 |                   |                   |     |          |                         |                              |                 |   |   |   |   |   |   |   |   |   |   |   |   |   |
|-----------------|--------|--------|--------|--------|--------|-------|---------------------------|-------------------------|-------|--------------------|------------------------|-----------|------------|------------------|--------------|---------------------|-----------------------|--------------------|---------------------|-------------------|----------------|--------------------|----------|--------------|-----------|---------------------------|---------------------|--------------------|---------------------|------------------|-------------------|-------------------|-----|----------|-------------------------|------------------------------|-----------------|---|---|---|---|---|---|---|---|---|---|---|---|---|
| connector 8 pin |        |        |        |        |        |       |                           |                         |       | connector 15 pin   |                        |           |            |                  |              |                     |                       |                    |                     | connector 10 pin  |                |                    |          |              |           |                           |                     |                    |                     |                  |                   |                   |     |          |                         |                              |                 |   |   |   |   |   |   |   |   |   |   |   |   |   |
| CAN H           | CAN L  | CAN H  | CAN L  | CAN H  | CAN L  | CAN L | OUT +                     | OUT +                   | OUT + | OUT                | OUT                    | OUT       | OUT        | OUT              | OUT          | OUT                 | OUT                   | OUT                | OUT                 | OUT               | IN             | IN                 | IN       | IN           | IN        | IN                        | IN                  | IN                 | IN                  | OUT              | OUT               | OUT               |     |          |                         |                              |                 |   |   |   |   |   |   |   |   |   |   |   |   |   |
| CAN1-H          | CAN1-L | CAN2-H | CAN2-L | CAN3-H | CAN3-L |       | Alternative blink control | Alt. contr. centr. lock |       | Driver door sensor | Passengers door sensor | Trunk lid | Hood sense | Original alarm++ | Arming state | Lock factory remote | Unlock factory remote | Any button pressed | Handbrake / Parking | Speed 10kmph      | Engine running | Engine speed (RPM) | Ignition | Key inserted | Footbrake | Drivers door opening sim. | Turn off the engine | Turn on the engine | Turn signal control | Trunk release    | Opening all doors | Closing all doors | GND | PWR +12V | Contr. of factory alarm | Contr.c.lock. when ign.is on | Comfort closure |   |   |   |   |   |   |   |   |   |   |   |   |   |
| 1               | 2      | 3      | 4      | 5      | 6      | 7     | 8                         |                         |       | 1                  | 2                      | 3         | 4          | 5                | 6            | 7                   | 8                     | 9                  | 10                  | 11                | 12             | 13                 | 14       | 15           | 1         | 2                         | 3                   | 4                  | 5                   | 6                | 7                 | 8                 | 9   | 10       | +                       | +                            | +               | + | + | + | + | + | + | + | + | + | + | + | + | + |

Attention:

Switches

| SUZUKI JIMNY    |        |        |        |        |        |       |                           |                         |       | year: 2015 →       |                        |           |            |                  |              |                     |                       |                    |                     | without Keyless System |                |                    |          |              |           |                           |                     |                    |                     | program No: 11627 |                   |                   |     |          |                         |                              |                 |   |   | from: 2022-10-20 |   |   |   |   |   |   |   |   |   |   |
|-----------------|--------|--------|--------|--------|--------|-------|---------------------------|-------------------------|-------|--------------------|------------------------|-----------|------------|------------------|--------------|---------------------|-----------------------|--------------------|---------------------|------------------------|----------------|--------------------|----------|--------------|-----------|---------------------------|---------------------|--------------------|---------------------|-------------------|-------------------|-------------------|-----|----------|-------------------------|------------------------------|-----------------|---|---|------------------|---|---|---|---|---|---|---|---|---|---|
| connector 8 pin |        |        |        |        |        |       |                           |                         |       | connector 15 pin   |                        |           |            |                  |              |                     |                       |                    |                     | connector 10 pin       |                |                    |          |              |           |                           |                     |                    |                     |                   |                   |                   |     |          |                         |                              |                 |   |   |                  |   |   |   |   |   |   |   |   |   |   |
| CAN H           | CAN L  | CAN H  | CAN L  | CAN H  | CAN L  | CAN L | OUT +                     | OUT +                   | OUT + | OUT                | OUT                    | OUT       | OUT        | OUT              | OUT          | OUT                 | OUT                   | OUT                | OUT                 | OUT                    | IN             | IN                 | IN       | IN           | IN        | IN                        | IN                  | IN                 | IN                  | OUT               | OUT               | OUT               |     |          |                         |                              |                 |   |   |                  |   |   |   |   |   |   |   |   |   |   |
| CAN1-H          | CAN1-L | CAN2-H | CAN2-L | CAN3-H | CAN3-L |       | Alternative blink control | Alt. contr. centr. lock |       | Driver door sensor | Passengers door sensor | Trunk lid | Hood sense | Original alarm++ | Arming state | Lock factory remote | Unlock factory remote | Any button pressed | Handbrake / Parking | Speed 10kmph           | Engine running | Engine speed (RPM) | Ignition | Key inserted | Footbrake | Drivers door opening sim. | Turn off the engine | Turn on the engine | Turn signal control | Trunk release     | Opening all doors | Closing all doors | GND | PWR +12V | Contr. of factory alarm | Contr.c.lock. when ign.is on | Comfort closure |   |   |                  |   |   |   |   |   |   |   |   |   |   |
| 1               | 2      | 3      | 4      | 5      | 6      | 7     | 8                         |                         |       | 1                  | 2                      | 3         | 4          | 5                | 6            | 7                   | 8                     | 9                  | 10                  | 11                     | 12             | 13                 | 14       | 15           | 1         | 2                         | 3                   | 4                  | 5                   | 6                 | 7                 | 8                 | 9   | 10       | +                       | +                            | +               | + | + | +                | + | + | + | + | + | + | + | + | + | + |

Attention:

Switches

| SUZUKI KIZASHI  |        |        |        |        |        |       |                           |                         |       | year: 2010 →       |                        |           |            |                  |              |                     |                       |                    |                     | with and without Keyless System |                |                    |          |              |           |                           |                     |                    |                     | program No: 11415 |                   |                   |     |          |                         |                              |                 |   |   | from: 2022-10-20 |   |   |   |   |   |   |   |   |   |   |
|-----------------|--------|--------|--------|--------|--------|-------|---------------------------|-------------------------|-------|--------------------|------------------------|-----------|------------|------------------|--------------|---------------------|-----------------------|--------------------|---------------------|---------------------------------|----------------|--------------------|----------|--------------|-----------|---------------------------|---------------------|--------------------|---------------------|-------------------|-------------------|-------------------|-----|----------|-------------------------|------------------------------|-----------------|---|---|------------------|---|---|---|---|---|---|---|---|---|---|
| connector 8 pin |        |        |        |        |        |       |                           |                         |       | connector 15 pin   |                        |           |            |                  |              |                     |                       |                    |                     | connector 10 pin                |                |                    |          |              |           |                           |                     |                    |                     |                   |                   |                   |     |          |                         |                              |                 |   |   |                  |   |   |   |   |   |   |   |   |   |   |
| CAN H           | CAN L  | CAN H  | CAN L  | CAN H  | CAN L  | CAN L | OUT +                     | OUT +                   | OUT + | OUT                | OUT                    | OUT       | OUT        | OUT              | OUT          | OUT                 | OUT                   | OUT                | OUT                 | OUT                             | IN             | IN                 | IN       | IN           | IN        | IN                        | IN                  | IN                 | IN                  | OUT               | OUT               | OUT               |     |          |                         |                              |                 |   |   |                  |   |   |   |   |   |   |   |   |   |   |
| CAN1-H          | CAN1-L | CAN2-H | CAN2-L | CAN3-H | CAN3-L |       | Alternative blink control | Alt. contr. centr. lock |       | Driver door sensor | Passengers door sensor | Trunk lid | Hood sense | Original alarm++ | Arming state | Lock factory remote | Unlock factory remote | Any button pressed | Handbrake / Parking | Speed 10kmph                    | Engine running | Engine speed (RPM) | Ignition | Key inserted | Footbrake | Drivers door opening sim. | Turn off the engine | Turn on the engine | Turn signal control | Trunk release     | Opening all doors | Closing all doors | GND | PWR +12V | Contr. of factory alarm | Contr.c.lock. when ign.is on | Comfort closure |   |   |                  |   |   |   |   |   |   |   |   |   |   |
| 1               | 2      | 3      | 4      | 5      | 6      | 7     | 8                         |                         |       | 1                  | 2                      | 3         | 4          | 5                | 6            | 7                   | 8                     | 9                  | 10                  | 11                              | 12             | 13                 | 14       | 15           | 1         | 2                         | 3                   | 4                  | 5                   | 6                 | 7                 | 8                 | 9   | 10       | +                       | +                            | +               | + | + | +                | + | + | + | + | + | + | + | + | + | + |

Attention:

Switches

| SUZUKI SPLASH   |        |        |        |        |        |       |                           |                         |       | year: 2008 →       |                        |           |            |                  |              |                     |                       |                    |                     | without Keyless System |                |                    |          |              |           |                           |                     |                    |                     | program No: 11168 |                   |                   |     |          |                         |                              |                 |   |   | from: 2022-10-20 |   |   |   |   |   |   |   |   |   |   |
|-----------------|--------|--------|--------|--------|--------|-------|---------------------------|-------------------------|-------|--------------------|------------------------|-----------|------------|------------------|--------------|---------------------|-----------------------|--------------------|---------------------|------------------------|----------------|--------------------|----------|--------------|-----------|---------------------------|---------------------|--------------------|---------------------|-------------------|-------------------|-------------------|-----|----------|-------------------------|------------------------------|-----------------|---|---|------------------|---|---|---|---|---|---|---|---|---|---|
| connector 8 pin |        |        |        |        |        |       |                           |                         |       | connector 15 pin   |                        |           |            |                  |              |                     |                       |                    |                     | connector 10 pin       |                |                    |          |              |           |                           |                     |                    |                     |                   |                   |                   |     |          |                         |                              |                 |   |   |                  |   |   |   |   |   |   |   |   |   |   |
| CAN H           | CAN L  | CAN H  | CAN L  | CAN H  | CAN L  | CAN L | OUT +                     | OUT +                   | OUT + | OUT                | OUT                    | OUT       | OUT        | OUT              | OUT          | OUT                 | OUT                   | OUT                | OUT                 | OUT                    | IN             | IN                 | IN       | IN           | IN        | IN                        | IN                  | IN                 | IN                  | OUT               | OUT               | OUT               |     |          |                         |                              |                 |   |   |                  |   |   |   |   |   |   |   |   |   |   |
| CAN1-H          | CAN1-L | CAN2-H | CAN2-L | CAN3-H | CAN3-L |       | Alternative blink control | Alt. contr. centr. lock |       | Driver door sensor | Passengers door sensor | Trunk lid | Hood sense | Original alarm++ | Arming state | Lock factory remote | Unlock factory remote | Any button pressed | Handbrake / Parking | Speed 10kmph           | Engine running | Engine speed (RPM) | Ignition | Key inserted | Footbrake | Drivers door opening sim. | Turn off the engine | Turn on the engine | Turn signal control | Trunk release     | Opening all doors | Closing all doors | GND | PWR +12V | Contr. of factory alarm | Contr.c.lock. when ign.is on | Comfort closure |   |   |                  |   |   |   |   |   |   |   |   |   |   |
| 1               | 2      | 3      | 4      | 5      | 6      | 7     | 8                         |                         |       | 1                  | 2                      | 3         | 4          | 5                | 6            | 7                   | 8                     | 9                  | 10                  | 11                     | 12             | 13                 | 14       | 15           | 1         | 2                         | 3                   | 4                  | 5                   | 6                 | 7                 | 8                 | 9   | 10       | +                       | +                            | +               | + | + | +                | + | + | + | + | + | + | + | + | + | + |

Attention:

Switches

| SUZUKI SWACE (Hybrid) |        |        |        |        |        |       |                           |                         |       | year: 2021 →       |                        |           |            |                  |              |                     |                       |                    |                     | with and without Keyless System |                |                    |          |              |           |                           |                     |                    |                     | program No: 13547 |                   |                   |     |          |                         |                              |                 |   |   | from: 2023-04-18 |   |   |   |   |   |   |   |   |   |   |
|-----------------------|--------|--------|--------|--------|--------|-------|---------------------------|-------------------------|-------|--------------------|------------------------|-----------|------------|------------------|--------------|---------------------|-----------------------|--------------------|---------------------|---------------------------------|----------------|--------------------|----------|--------------|-----------|---------------------------|---------------------|--------------------|---------------------|-------------------|-------------------|-------------------|-----|----------|-------------------------|------------------------------|-----------------|---|---|------------------|---|---|---|---|---|---|---|---|---|---|
| connector 8 pin       |        |        |        |        |        |       |                           |                         |       | connector 15 pin   |                        |           |            |                  |              |                     |                       |                    |                     | connector 10 pin                |                |                    |          |              |           |                           |                     |                    |                     |                   |                   |                   |     |          |                         |                              |                 |   |   |                  |   |   |   |   |   |   |   |   |   |   |
| CAN H                 | CAN L  | CAN H  | CAN L  | CAN H  | CAN L  | CAN L | OUT +                     | OUT +                   | OUT + | OUT                | OUT                    | OUT       | OUT        | OUT              | OUT          | OUT                 | OUT                   | OUT                | OUT                 | OUT                             | IN             | IN                 | IN       | IN           | IN        | IN                        | IN                  | IN                 | IN                  | OUT               | OUT               | OUT               |     |          |                         |                              |                 |   |   |                  |   |   |   |   |   |   |   |   |   |   |
| CAN1-H                | CAN1-L | CAN2-H | CAN2-L | CAN3-H | CAN3-L |       | Alternative blink control | Alt. contr. centr. lock |       | Driver door sensor | Passengers door sensor | Trunk lid | Hood sense | Original alarm++ | Arming state | Lock factory remote | Unlock factory remote | Any button pressed | Handbrake / Parking | Speed 10kmph                    | Engine running | Engine speed (RPM) | Ignition | Key inserted | Footbrake | Drivers door opening sim. | Turn off the engine | Turn on the engine | Turn signal control | Trunk release     | Opening all doors | Closing all doors | GND | PWR +12V | Contr. of factory alarm | Contr.c.lock. when ign.is on | Comfort closure |   |   |                  |   |   |   |   |   |   |   |   |   |   |
| 1                     | 2      | 3      | 4      | 5      | 6      | 7     | 8                         |                         |       | 1                  | 2                      | 3         | 4          | 5                | 6            | 7                   | 8                     | 9                  | 10                  | 11                              | 12             | 13                 | 14       | 15           | 1         | 2                         | 3                   | 4                  | 5                   | 6                 | 7                 | 8                 | 9   | 10       | +                       | +                            | +               | + | + | +                | + | + | + | + | + | + | + | + | + | + |

Attention:

Switches

**SUZUKI SWIFT**

year: **2021** → with and without Keyless System

program No: **13548**

from: **2023-06-01**

| connector 8 pin |        |        |        |        |        |                           |                         | connector 15 pin   |                        |           |            |                  |              |                     |                       |                    |                     |              |                |                    |          |              | connector 10 pin |                           |                     |                    |                     |               |                   |                   |     |          |                         |                              |                 |   |   |   |   |   |   |   |   |   |   |   |   |   |   |   |
|-----------------|--------|--------|--------|--------|--------|---------------------------|-------------------------|--------------------|------------------------|-----------|------------|------------------|--------------|---------------------|-----------------------|--------------------|---------------------|--------------|----------------|--------------------|----------|--------------|------------------|---------------------------|---------------------|--------------------|---------------------|---------------|-------------------|-------------------|-----|----------|-------------------------|------------------------------|-----------------|---|---|---|---|---|---|---|---|---|---|---|---|---|---|---|
| CAN H           | CAN L  | CAN H  | CAN L  | CAN H  | CAN L  | OUT +                     | OUT -                   | OUT -              | OUT -                  | OUT -     | OUT -      | OUT -            | OUT -        | OUT -               | OUT -                 | OUT -              | OUT -               | OUT -        | OUT +          | OUT +              | OUT +    | IN           | IN               | IN                        | IN                  | IN                 | IN                  | IN            | IN                | IN                |     |          |                         |                              |                 |   |   |   |   |   |   |   |   |   |   |   |   |   |   |   |
| CAN1-H          | CAN1-L | CAN2-H | CAN2-L | CAN3-H | CAN3-L | Alternative blink control | Alt. contr. centr. lock | Driver door sensor | Passengers door sensor | Trunk lid | Hood sense | Original alarm++ | Arming state | Lock factory remote | Unlock factory remote | Any button pressed | Handbrake / Parking | Speed 10kmph | Engine running | Engine speed (RPM) | Ignition | Key inserted | Footbrake        | Drivers door opening sim. | Turn off the engine | Turn on the engine | Turn signal control | Trunk release | Opening all doors | Closing all doors | GND | PWR +12V | Contr. of factory alarm | Contr.c.lock. when ign.is on | Comfort closure |   |   |   |   |   |   |   |   |   |   |   |   |   |   |   |
| 1               | 2      | 3      | 4      | 5      | 6      | 7                         | 8                       | 1                  | 2                      | 3         | 4          | 5                | 6            | 7                   | 8                     | 9                  | 10                  | 11           | 12             | 13                 | 14       | 15           | 1                | 2                         | 3                   | 4                  | 5                   | 6             | 7                 | 8                 | 9   | 10       | +                       | +                            | +               | + | + | + | + | + | + | + | + | + | + | + | + | + | + | + |

Attention:



**SUZUKI SWIFT**

year: **2017** → with and without Keyless System

program No: **12838**

from: **2022-10-20**

| connector 8 pin |        |        |        |        |        |                           |                         | connector 15 pin   |                        |           |            |                  |              |                     |                       |                    |                     |              |                |                    |          |              | connector 10 pin |                           |                     |                    |                     |               |                   |                   |     |          |                         |                              |                 |   |   |   |   |   |   |   |   |   |   |   |   |   |   |   |
|-----------------|--------|--------|--------|--------|--------|---------------------------|-------------------------|--------------------|------------------------|-----------|------------|------------------|--------------|---------------------|-----------------------|--------------------|---------------------|--------------|----------------|--------------------|----------|--------------|------------------|---------------------------|---------------------|--------------------|---------------------|---------------|-------------------|-------------------|-----|----------|-------------------------|------------------------------|-----------------|---|---|---|---|---|---|---|---|---|---|---|---|---|---|---|
| CAN H           | CAN L  | CAN H  | CAN L  | CAN H  | CAN L  | OUT +                     | OUT -                   | OUT -              | OUT -                  | OUT -     | OUT -      | OUT -            | OUT -        | OUT -               | OUT -                 | OUT -              | OUT -               | OUT -        | OUT +          | OUT +              | OUT +    | IN           | IN               | IN                        | IN                  | IN                 | IN                  | IN            | IN                | IN                |     |          |                         |                              |                 |   |   |   |   |   |   |   |   |   |   |   |   |   |   |   |
| CAN1-H          | CAN1-L | CAN2-H | CAN2-L | CAN3-H | CAN3-L | Alternative blink control | Alt. contr. centr. lock | Driver door sensor | Passengers door sensor | Trunk lid | Hood sense | Original alarm++ | Arming state | Lock factory remote | Unlock factory remote | Any button pressed | Handbrake / Parking | Speed 10kmph | Engine running | Engine speed (RPM) | Ignition | Key inserted | Footbrake        | Drivers door opening sim. | Turn off the engine | Turn on the engine | Turn signal control | Trunk release | Opening all doors | Closing all doors | GND | PWR +12V | Contr. of factory alarm | Contr.c.lock. when ign.is on | Comfort closure |   |   |   |   |   |   |   |   |   |   |   |   |   |   |   |
| 1               | 2      | 3      | 4      | 5      | 6      | 7                         | 8                       | 1                  | 2                      | 3         | 4          | 5                | 6            | 7                   | 8                     | 9                  | 10                  | 11           | 12             | 13                 | 14       | 15           | 1                | 2                         | 3                   | 4                  | 5                   | 6             | 7                 | 8                 | 9   | 10       | +                       | +                            | +               | + | + | + | + | + | + | + | + | + | + | + | + | + | + | + |

Attention:



**SUZUKI SWIFT (Keyless)**


year: **2010** → with Keyless System

program No: **11115**

from: **2022-10-20**

| connector 8 pin |        |        |        |        |        |                           |                         | connector 15 pin   |                        |           |            |                  |              |                     |                       |                    |                     |              |                |                    |          |              | connector 10 pin |                           |                     |                    |                     |               |                   |                   |     |          |                         |                              |                 |   |   |   |   |   |   |   |   |   |   |   |   |   |   |   |
|-----------------|--------|--------|--------|--------|--------|---------------------------|-------------------------|--------------------|------------------------|-----------|------------|------------------|--------------|---------------------|-----------------------|--------------------|---------------------|--------------|----------------|--------------------|----------|--------------|------------------|---------------------------|---------------------|--------------------|---------------------|---------------|-------------------|-------------------|-----|----------|-------------------------|------------------------------|-----------------|---|---|---|---|---|---|---|---|---|---|---|---|---|---|---|
| CAN H           | CAN L  | CAN H  | CAN L  | CAN H  | CAN L  | OUT +                     | OUT -                   | OUT -              | OUT -                  | OUT -     | OUT -      | OUT -            | OUT -        | OUT -               | OUT -                 | OUT -              | OUT -               | OUT -        | OUT +          | OUT +              | OUT +    | IN           | IN               | IN                        | IN                  | IN                 | IN                  | IN            | IN                | IN                |     |          |                         |                              |                 |   |   |   |   |   |   |   |   |   |   |   |   |   |   |   |
| CAN1-H          | CAN1-L | CAN2-H | CAN2-L | CAN3-H | CAN3-L | Alternative blink control | Alt. contr. centr. lock | Driver door sensor | Passengers door sensor | Trunk lid | Hood sense | Original alarm++ | Arming state | Lock factory remote | Unlock factory remote | Any button pressed | Handbrake / Parking | Speed 10kmph | Engine running | Engine speed (RPM) | Ignition | Key inserted | Footbrake        | Drivers door opening sim. | Turn off the engine | Turn on the engine | Turn signal control | Trunk release | Opening all doors | Closing all doors | GND | PWR +12V | Contr. of factory alarm | Contr.c.lock. when ign.is on | Comfort closure |   |   |   |   |   |   |   |   |   |   |   |   |   |   |   |
| 1               | 2      | 3      | 4      | 5      | 6      | 7                         | 8                       | 1                  | 2                      | 3         | 4          | 5                | 6            | 7                   | 8                     | 9                  | 10                  | 11           | 12             | 13                 | 14       | 15           | 1                | 2                         | 3                   | 4                  | 5                   | 6             | 7                 | 8                 | 9   | 10       | +                       | +                            | +               | + | + | + | + | + | + | + | + | + | + | + | + | + | + | + |

Attention:



**SUZUKI SWIFT**

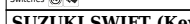
year: **2010** → without Keyless System

program No: **11115**

from: **2022-10-20**

| connector 8 pin |        |        |        |        |        |                           |                         | connector 15 pin   |                        |           |            |                  |              |                     |                       |                    |                     |              |                |                    |          |              | connector 10 pin |                           |                     |                    |                     |               |                   |                   |     |          |                         |                              |                 |   |   |   |   |   |   |   |   |   |   |   |   |   |   |   |
|-----------------|--------|--------|--------|--------|--------|---------------------------|-------------------------|--------------------|------------------------|-----------|------------|------------------|--------------|---------------------|-----------------------|--------------------|---------------------|--------------|----------------|--------------------|----------|--------------|------------------|---------------------------|---------------------|--------------------|---------------------|---------------|-------------------|-------------------|-----|----------|-------------------------|------------------------------|-----------------|---|---|---|---|---|---|---|---|---|---|---|---|---|---|---|
| CAN H           | CAN L  | CAN H  | CAN L  | CAN H  | CAN L  | OUT +                     | OUT -                   | OUT -              | OUT -                  | OUT -     | OUT -      | OUT -            | OUT -        | OUT -               | OUT -                 | OUT -              | OUT -               | OUT -        | OUT +          | OUT +              | OUT +    | IN           | IN               | IN                        | IN                  | IN                 | IN                  | IN            | IN                | IN                |     |          |                         |                              |                 |   |   |   |   |   |   |   |   |   |   |   |   |   |   |   |
| CAN1-H          | CAN1-L | CAN2-H | CAN2-L | CAN3-H | CAN3-L | Alternative blink control | Alt. contr. centr. lock | Driver door sensor | Passengers door sensor | Trunk lid | Hood sense | Original alarm++ | Arming state | Lock factory remote | Unlock factory remote | Any button pressed | Handbrake / Parking | Speed 10kmph | Engine running | Engine speed (RPM) | Ignition | Key inserted | Footbrake        | Drivers door opening sim. | Turn off the engine | Turn on the engine | Turn signal control | Trunk release | Opening all doors | Closing all doors | GND | PWR +12V | Contr. of factory alarm | Contr.c.lock. when ign.is on | Comfort closure |   |   |   |   |   |   |   |   |   |   |   |   |   |   |   |
| 1               | 2      | 3      | 4      | 5      | 6      | 7                         | 8                       | 1                  | 2                      | 3         | 4          | 5                | 6            | 7                   | 8                     | 9                  | 10                  | 11           | 12             | 13                 | 14       | 15           | 1                | 2                         | 3                   | 4                  | 5                   | 6             | 7                 | 8                 | 9   | 10       | +                       | +                            | +               | + | + | + | + | + | + | + | + | + | + | + | + | + | + | + |

Attention:



**SUZUKI SWIFT (Keyless)**

year: **2005** → with Keyless System

program No: **11115**

from: **2022-10-20**

| connector 8 pin |        |        |        |        |        |                           |                         | connector 15 pin   |                        |           |            |                  |              |                     |                       |                    |                     |              |                |                    |          |              | connector 10 pin |                           |                     |                    |                     |               |                   |                   |     |          |                         |                              |                 |   |   |   |   |   |   |   |   |   |   |   |   |   |   |   |
|-----------------|--------|--------|--------|--------|--------|---------------------------|-------------------------|--------------------|------------------------|-----------|------------|------------------|--------------|---------------------|-----------------------|--------------------|---------------------|--------------|----------------|--------------------|----------|--------------|------------------|---------------------------|---------------------|--------------------|---------------------|---------------|-------------------|-------------------|-----|----------|-------------------------|------------------------------|-----------------|---|---|---|---|---|---|---|---|---|---|---|---|---|---|---|
| CAN H           | CAN L  | CAN H  | CAN L  | CAN H  | CAN L  | OUT +                     | OUT -                   | OUT -              | OUT -                  | OUT -     | OUT -      | OUT -            | OUT -        | OUT -               | OUT -                 | OUT -              | OUT -               | OUT -        | OUT +          | OUT +              | OUT +    | IN           | IN               | IN                        | IN                  | IN                 | IN                  | IN            | IN                | IN                |     |          |                         |                              |                 |   |   |   |   |   |   |   |   |   |   |   |   |   |   |   |
| CAN1-H          | CAN1-L | CAN2-H | CAN2-L | CAN3-H | CAN3-L | Alternative blink control | Alt. contr. centr. lock | Driver door sensor | Passengers door sensor | Trunk lid | Hood sense | Original alarm++ | Arming state | Lock factory remote | Unlock factory remote | Any button pressed | Handbrake / Parking | Speed 10kmph | Engine running | Engine speed (RPM) | Ignition | Key inserted | Footbrake        | Drivers door opening sim. | Turn off the engine | Turn on the engine | Turn signal control | Trunk release | Opening all doors | Closing all doors | GND | PWR +12V | Contr. of factory alarm | Contr.c.lock. when ign.is on | Comfort closure |   |   |   |   |   |   |   |   |   |   |   |   |   |   |   |
| 1               | 2      | 3      | 4      | 5      | 6      | 7                         | 8                       | 1                  | 2                      | 3         | 4          | 5                | 6            | 7                   | 8                     | 9                  | 10                  | 11           | 12             | 13                 | 14       | 15           | 1                | 2                         | 3                   | 4                  | 5                   | 6             | 7                 | 8                 | 9   | 10       | +                       | +                            | +               | + | + | + | + | + | + | + | + | + | + | + | + | + | + | + |

Attention:







| SUZUKI VITARA   |        |        |        |        |        |       |       |                           |                         | year: 2021 →       |                        |           |            |                  |              |                     |                       |                    |                     | with and without Keyless System |                |                    |          |              |           |                           |                     |                    |                     | program No: 13546 |                   |                   |     |          |                         |                              |                 |     |     | from: 2022-10-20 |    |    |    |    |    |    |    |    |    |   |   |   |   |   |   |   |   |   |   |   |   |   |   |   |   |   |   |   |   |   |   |   |   |   |
|-----------------|--------|--------|--------|--------|--------|-------|-------|---------------------------|-------------------------|--------------------|------------------------|-----------|------------|------------------|--------------|---------------------|-----------------------|--------------------|---------------------|---------------------------------|----------------|--------------------|----------|--------------|-----------|---------------------------|---------------------|--------------------|---------------------|-------------------|-------------------|-------------------|-----|----------|-------------------------|------------------------------|-----------------|-----|-----|------------------|----|----|----|----|----|----|----|----|----|---|---|---|---|---|---|---|---|---|---|---|---|---|---|---|---|---|---|---|---|---|---|---|---|---|
| connector 8 pin |        |        |        |        |        |       |       |                           |                         | connector 15 pin   |                        |           |            |                  |              |                     |                       |                    |                     | connector 10 pin                |                |                    |          |              |           |                           |                     |                    |                     |                   |                   |                   |     |          |                         |                              |                 |     |     |                  |    |    |    |    |    |    |    |    |    |   |   |   |   |   |   |   |   |   |   |   |   |   |   |   |   |   |   |   |   |   |   |   |   |   |
| CAN H           | CAN L  | CAN H  | CAN L  | CAN H  | CAN L  | CAN H | CAN L | OUT +                     | OUT -                   | OUT                | OUT                    | OUT       | OUT        | OUT              | OUT          | OUT                 | OUT                   | OUT                | OUT                 | OUT                             | IN             | IN                 | IN       | IN           | IN        | IN                        | IN                  | IN                 | IN                  | OUT               | OUT               | OUT               | OUT | OUT      | OUT                     | OUT                          | OUT             | OUT | OUT | OUT              | IN | IN | IN | IN | IN | IN | IN | IN | IN |   |   |   |   |   |   |   |   |   |   |   |   |   |   |   |   |   |   |   |   |   |   |   |   |   |
| CAN1-H          | CAN1-L | CAN2-H | CAN2-L | CAN3-H | CAN3-L |       |       | Alternative blink control | Alt. contr. centr. lock | Driver door sensor | Passengers door sensor | Trunk lid | Hood sense | Original alarm++ | Arming state | Lock factory remote | Unlock factory remote | Any button pressed | Handbrake / Parking | Speed 10kmph                    | Engine running | Engine speed (RPM) | Ignition | Key inserted | Footbrake | Drivers door opening sim. | Turn off the engine | Turn on the engine | Turn signal control | Trunk release     | Opening all doors | Closing all doors | GND | PWR +12V | Contr. of factory alarm | Contr.c.lock. when ign.is on | Comfort closure |     |     |                  |    |    |    |    |    |    |    |    |    |   |   |   |   |   |   |   |   |   |   |   |   |   |   |   |   |   |   |   |   |   |   |   |   |   |
| 1               | 2      | 3      | 4      | 5      | 6      | 7     | 8     |                           |                         | 1                  | 2                      | 3         | 4          | 5                | 6            | 7                   | 8                     | 9                  | 10                  | 11                              | 12             | 13                 | 14       | 15           | 1         | 2                         | 3                   | 4                  | 5                   | 6                 | 7                 | 8                 | 9   | 10       | 1                       | 2                            | 3               | 4   | 5   | 6                | 7  | 8  | 9  | 10 | +  | +  | +  | +  | +  | + | + | + | + | + | + | + | + | + | + | + | + | + | + | + | + | + | + | + | + | + | + | + | + | + |

Attention:

Switches

| SUZUKI VITARA (Hybrid) |        |        |        |        |        |       |       |                           |                         | year: 2021 →       |                        |           |            |                  |              |                     |                       |                    |                     | with and without Keyless System |                |                    |          |              |           |                           |                     |                    |                     | program No: 14727 |                   |                   |     |          |                         |                              |                 |     |     | from: 2023-06-01 |    |    |    |    |    |    |    |    |    |   |   |   |   |   |   |   |   |   |   |   |   |   |   |   |   |   |   |   |   |   |   |   |   |   |
|------------------------|--------|--------|--------|--------|--------|-------|-------|---------------------------|-------------------------|--------------------|------------------------|-----------|------------|------------------|--------------|---------------------|-----------------------|--------------------|---------------------|---------------------------------|----------------|--------------------|----------|--------------|-----------|---------------------------|---------------------|--------------------|---------------------|-------------------|-------------------|-------------------|-----|----------|-------------------------|------------------------------|-----------------|-----|-----|------------------|----|----|----|----|----|----|----|----|----|---|---|---|---|---|---|---|---|---|---|---|---|---|---|---|---|---|---|---|---|---|---|---|---|---|
| connector 8 pin        |        |        |        |        |        |       |       |                           |                         | connector 15 pin   |                        |           |            |                  |              |                     |                       |                    |                     | connector 10 pin                |                |                    |          |              |           |                           |                     |                    |                     |                   |                   |                   |     |          |                         |                              |                 |     |     |                  |    |    |    |    |    |    |    |    |    |   |   |   |   |   |   |   |   |   |   |   |   |   |   |   |   |   |   |   |   |   |   |   |   |   |
| CAN H                  | CAN L  | CAN H  | CAN L  | CAN H  | CAN L  | CAN H | CAN L | OUT +                     | OUT -                   | OUT                | OUT                    | OUT       | OUT        | OUT              | OUT          | OUT                 | OUT                   | OUT                | OUT                 | OUT                             | IN             | IN                 | IN       | IN           | IN        | IN                        | IN                  | IN                 | IN                  | OUT               | OUT               | OUT               | OUT | OUT      | OUT                     | OUT                          | OUT             | OUT | OUT | OUT              | IN | IN | IN | IN | IN | IN | IN | IN | IN |   |   |   |   |   |   |   |   |   |   |   |   |   |   |   |   |   |   |   |   |   |   |   |   |   |
| CAN1-H                 | CAN1-L | CAN2-H | CAN2-L | CAN3-H | CAN3-L |       |       | Alternative blink control | Alt. contr. centr. lock | Driver door sensor | Passengers door sensor | Trunk lid | Hood sense | Original alarm++ | Arming state | Lock factory remote | Unlock factory remote | Any button pressed | Handbrake / Parking | Speed 10kmph                    | Engine running | Engine speed (RPM) | Ignition | Key inserted | Footbrake | Drivers door opening sim. | Turn off the engine | Turn on the engine | Turn signal control | Trunk release     | Opening all doors | Closing all doors | GND | PWR +12V | Contr. of factory alarm | Contr.c.lock. when ign.is on | Comfort closure |     |     |                  |    |    |    |    |    |    |    |    |    |   |   |   |   |   |   |   |   |   |   |   |   |   |   |   |   |   |   |   |   |   |   |   |   |   |
| 1                      | 2      | 3      | 4      | 5      | 6      | 7     | 8     |                           |                         | 1                  | 2                      | 3         | 4          | 5                | 6            | 7                   | 8                     | 9                  | 10                  | 11                              | 12             | 13                 | 14       | 15           | 1         | 2                         | 3                   | 4                  | 5                   | 6                 | 7                 | 8                 | 9   | 10       | 1                       | 2                            | 3               | 4   | 5   | 6                | 7  | 8  | 9  | 10 | +  | +  | +  | +  | +  | + | + | + | + | + | + | + | + | + | + | + | + | + | + | + | + | + | + | + | + | + | + | + | + | + |

Attention:

Switches

| SUZUKI VITARA   |        |        |        |        |        |       |       |                           |                         | year: 2018 →       |                        |           |            |                  |              |                     |                       |                    |                     | with and without Keyless System |                |                    |          |              |           |                           |                     |                    |                     | program No: 12837 |                   |                   |     |          |                         |                              |                 |     |     | from: 2022-10-20 |    |    |    |    |    |    |    |    |    |   |   |   |   |   |   |   |   |   |   |   |   |   |   |   |   |   |   |   |   |   |   |   |   |   |
|-----------------|--------|--------|--------|--------|--------|-------|-------|---------------------------|-------------------------|--------------------|------------------------|-----------|------------|------------------|--------------|---------------------|-----------------------|--------------------|---------------------|---------------------------------|----------------|--------------------|----------|--------------|-----------|---------------------------|---------------------|--------------------|---------------------|-------------------|-------------------|-------------------|-----|----------|-------------------------|------------------------------|-----------------|-----|-----|------------------|----|----|----|----|----|----|----|----|----|---|---|---|---|---|---|---|---|---|---|---|---|---|---|---|---|---|---|---|---|---|---|---|---|---|
| connector 8 pin |        |        |        |        |        |       |       |                           |                         | connector 15 pin   |                        |           |            |                  |              |                     |                       |                    |                     | connector 10 pin                |                |                    |          |              |           |                           |                     |                    |                     |                   |                   |                   |     |          |                         |                              |                 |     |     |                  |    |    |    |    |    |    |    |    |    |   |   |   |   |   |   |   |   |   |   |   |   |   |   |   |   |   |   |   |   |   |   |   |   |   |
| CAN H           | CAN L  | CAN H  | CAN L  | CAN H  | CAN L  | CAN H | CAN L | OUT +                     | OUT -                   | OUT                | OUT                    | OUT       | OUT        | OUT              | OUT          | OUT                 | OUT                   | OUT                | OUT                 | OUT                             | IN             | IN                 | IN       | IN           | IN        | IN                        | IN                  | IN                 | IN                  | OUT               | OUT               | OUT               | OUT | OUT      | OUT                     | OUT                          | OUT             | OUT | OUT | OUT              | IN | IN | IN | IN | IN | IN | IN | IN | IN |   |   |   |   |   |   |   |   |   |   |   |   |   |   |   |   |   |   |   |   |   |   |   |   |   |
| CAN1-H          | CAN1-L | CAN2-H | CAN2-L | CAN3-H | CAN3-L |       |       | Alternative blink control | Alt. contr. centr. lock | Driver door sensor | Passengers door sensor | Trunk lid | Hood sense | Original alarm++ | Arming state | Lock factory remote | Unlock factory remote | Any button pressed | Handbrake / Parking | Speed 10kmph                    | Engine running | Engine speed (RPM) | Ignition | Key inserted | Footbrake | Drivers door opening sim. | Turn off the engine | Turn on the engine | Turn signal control | Trunk release     | Opening all doors | Closing all doors | GND | PWR +12V | Contr. of factory alarm | Contr.c.lock. when ign.is on | Comfort closure |     |     |                  |    |    |    |    |    |    |    |    |    |   |   |   |   |   |   |   |   |   |   |   |   |   |   |   |   |   |   |   |   |   |   |   |   |   |
| 1               | 2      | 3      | 4      | 5      | 6      | 7     | 8     |                           |                         | 1                  | 2                      | 3         | 4          | 5                | 6            | 7                   | 8                     | 9                  | 10                  | 11                              | 12             | 13                 | 14       | 15           | 1         | 2                         | 3                   | 4                  | 5                   | 6                 | 7                 | 8                 | 9   | 10       | 1                       | 2                            | 3               | 4   | 5   | 6                | 7  | 8  | 9  | 10 | +  | +  | +  | +  | +  | + | + | + | + | + | + | + | + | + | + | + | + | + | + | + | + | + | + | + | + | + | + | + | + | + |

Attention:

Switches

| SUZUKI VITARA   |        |        |        |        |        |       |       |                           |                         | year: 2015 →       |                        |           |            |                  |              |                     |                       |                    |                     | with and without Keyless System |                |                    |          |              |           |                           |                     |                    |                     | program No: 11738 |                   |                   |     |          |                         |                              |                 |     |     | from: 2022-10-20 |    |    |    |    |    |    |    |    |    |   |   |   |   |   |   |   |   |   |   |   |   |   |   |   |   |   |   |   |   |   |   |   |   |   |
|-----------------|--------|--------|--------|--------|--------|-------|-------|---------------------------|-------------------------|--------------------|------------------------|-----------|------------|------------------|--------------|---------------------|-----------------------|--------------------|---------------------|---------------------------------|----------------|--------------------|----------|--------------|-----------|---------------------------|---------------------|--------------------|---------------------|-------------------|-------------------|-------------------|-----|----------|-------------------------|------------------------------|-----------------|-----|-----|------------------|----|----|----|----|----|----|----|----|----|---|---|---|---|---|---|---|---|---|---|---|---|---|---|---|---|---|---|---|---|---|---|---|---|---|
| connector 8 pin |        |        |        |        |        |       |       |                           |                         | connector 15 pin   |                        |           |            |                  |              |                     |                       |                    |                     | connector 10 pin                |                |                    |          |              |           |                           |                     |                    |                     |                   |                   |                   |     |          |                         |                              |                 |     |     |                  |    |    |    |    |    |    |    |    |    |   |   |   |   |   |   |   |   |   |   |   |   |   |   |   |   |   |   |   |   |   |   |   |   |   |
| CAN H           | CAN L  | CAN H  | CAN L  | CAN H  | CAN L  | CAN H | CAN L | OUT +                     | OUT -                   | OUT                | OUT                    | OUT       | OUT        | OUT              | OUT          | OUT                 | OUT                   | OUT                | OUT                 | OUT                             | IN             | IN                 | IN       | IN           | IN        | IN                        | IN                  | IN                 | IN                  | OUT               | OUT               | OUT               | OUT | OUT      | OUT                     | OUT                          | OUT             | OUT | OUT | OUT              | IN | IN | IN | IN | IN | IN | IN | IN | IN |   |   |   |   |   |   |   |   |   |   |   |   |   |   |   |   |   |   |   |   |   |   |   |   |   |
| CAN1-H          | CAN1-L | CAN2-H | CAN2-L | CAN3-H | CAN3-L |       |       | Alternative blink control | Alt. contr. centr. lock | Driver door sensor | Passengers door sensor | Trunk lid | Hood sense | Original alarm++ | Arming state | Lock factory remote | Unlock factory remote | Any button pressed | Handbrake / Parking | Speed 10kmph                    | Engine running | Engine speed (RPM) | Ignition | Key inserted | Footbrake | Drivers door opening sim. | Turn off the engine | Turn on the engine | Turn signal control | Trunk release     | Opening all doors | Closing all doors | GND | PWR +12V | Contr. of factory alarm | Contr.c.lock. when ign.is on | Comfort closure |     |     |                  |    |    |    |    |    |    |    |    |    |   |   |   |   |   |   |   |   |   |   |   |   |   |   |   |   |   |   |   |   |   |   |   |   |   |
| 1               | 2      | 3      | 4      | 5      | 6      | 7     | 8     |                           |                         | 1                  | 2                      | 3         | 4          | 5                | 6            | 7                   | 8                     | 9                  | 10                  | 11                              | 12             | 13                 | 14       | 15           | 1         | 2                         | 3                   | 4                  | 5                   | 6                 | 7                 | 8                 | 9   | 10       | 1                       | 2                            | 3               | 4   | 5   | 6                | 7  | 8  | 9  | 10 | +  | +  | +  | +  | +  | + | + | + | + | + | + | + | + | + | + | + | + | + | + | + | + | + | + | + | + | + | + | + | + | + |

Attention:

Switches

| SUZUKI XL7      |        |        |        |        |        |       |       |                           |                         | year: 2008 →       |                        |           |            |                  |              |                     |                       |                    |                     | with and without Keyless System |                |                    |          |              |           |                           |                     |                    |                     | program No: 11149 |                   |                   |     |          |                         |                              |                 |     |     | from: 2017-09-01 |    |    |    |    |    |    |    |    |    |   |   |   |   |   |   |   |   |   |   |   |   |   |   |   |   |   |   |   |   |   |   |   |   |   |
|-----------------|--------|--------|--------|--------|--------|-------|-------|---------------------------|-------------------------|--------------------|------------------------|-----------|------------|------------------|--------------|---------------------|-----------------------|--------------------|---------------------|---------------------------------|----------------|--------------------|----------|--------------|-----------|---------------------------|---------------------|--------------------|---------------------|-------------------|-------------------|-------------------|-----|----------|-------------------------|------------------------------|-----------------|-----|-----|------------------|----|----|----|----|----|----|----|----|----|---|---|---|---|---|---|---|---|---|---|---|---|---|---|---|---|---|---|---|---|---|---|---|---|---|
| connector 8 pin |        |        |        |        |        |       |       |                           |                         | connector 15 pin   |                        |           |            |                  |              |                     |                       |                    |                     | connector 10 pin                |                |                    |          |              |           |                           |                     |                    |                     |                   |                   |                   |     |          |                         |                              |                 |     |     |                  |    |    |    |    |    |    |    |    |    |   |   |   |   |   |   |   |   |   |   |   |   |   |   |   |   |   |   |   |   |   |   |   |   |   |
| CAN H           | CAN L  | CAN H  | CAN L  | CAN H  | CAN L  | CAN H | CAN L | OUT +                     | OUT -                   | OUT                | OUT                    | OUT       | OUT        | OUT              | OUT          | OUT                 | OUT                   | OUT                | OUT                 | OUT                             | IN             | IN                 | IN       | IN           | IN        | IN                        | IN                  | IN                 | IN                  | OUT               | OUT               | OUT               | OUT | OUT      | OUT                     | OUT                          | OUT             | OUT | OUT | OUT              | IN | IN | IN | IN | IN | IN | IN | IN | IN |   |   |   |   |   |   |   |   |   |   |   |   |   |   |   |   |   |   |   |   |   |   |   |   |   |
| CAN1-H          | CAN1-L | CAN2-H | CAN2-L | CAN3-H | CAN3-L |       |       | Alternative blink control | Alt. contr. centr. lock | Driver door sensor | Passengers door sensor | Trunk lid | Hood sense | Original alarm++ | Arming state | Lock factory remote | Unlock factory remote | Any button pressed | Handbrake / Parking | Speed 10kmph                    | Engine running | Engine speed (RPM) | Ignition | Key inserted | Footbrake | Drivers door opening sim. | Turn off the engine | Turn on the engine | Turn signal control | Trunk release     | Opening all doors | Closing all doors | GND | PWR +12V | Contr. of factory alarm | Contr.c.lock. when ign.is on | Comfort closure |     |     |                  |    |    |    |    |    |    |    |    |    |   |   |   |   |   |   |   |   |   |   |   |   |   |   |   |   |   |   |   |   |   |   |   |   |   |
| 1               | 2      | 3      | 4      | 5      | 6      | 7     | 8     |                           |                         | 1                  | 2                      | 3         | 4          | 5                | 6            | 7                   | 8                     | 9                  | 10                  | 11                              | 12             | 13                 | 14       | 15           | 1         | 2                         | 3                   | 4                  | 5                   | 6                 | 7                 | 8                 | 9   | 10       | 1                       | 2                            | 3               | 4   | 5   | 6                | 7  | 8  | 9  | 10 | +  | +  | +  | +  | +  | + | + | + | + | + | + | + | + | + | + | + | + | + | + | + | + | + | + | + | + | + | + | + | + | + |

Attention:

Switches



| TESLA MODEL 3 (Electric) (Keyless) |        |        |        |        |        |                           |                         | year: 2024 →       | with Keyless System    |           |            |                  |              |                     |                       | program №: 15165   | from: 2023-12-05    |              |                |                    |          |              |           |                           |                     |                    |                     |               |                   |                   |     |          |                         |                              |                 |  |
|------------------------------------|--------|--------|--------|--------|--------|---------------------------|-------------------------|--------------------|------------------------|-----------|------------|------------------|--------------|---------------------|-----------------------|--------------------|---------------------|--------------|----------------|--------------------|----------|--------------|-----------|---------------------------|---------------------|--------------------|---------------------|---------------|-------------------|-------------------|-----|----------|-------------------------|------------------------------|-----------------|--|
| connector 8 pin                    |        |        |        |        |        |                           |                         | connector 15 pin   |                        |           |            |                  |              |                     | connector 10 pin      |                    |                     |              |                |                    |          |              |           |                           |                     |                    |                     |               |                   |                   |     |          |                         |                              |                 |  |
| CAN H                              | CAN L  | CAN H  | CAN L  | CAN H  | CAN L  | OUT +                     | OUT -                   | OUT                | OUT                    | OUT       | OUT        | OUT              | OUT          | OUT                 | OUT                   | OUT                | OUT                 | OUT          | IN             | IN                 | IN       | IN           | OUT       | OUT                       |                     |                    |                     |               |                   |                   |     |          |                         |                              |                 |  |
| CAN1-H                             | CAN1-L | CAN2-H | CAN2-L | CAN3-H | CAN3-L | Alternative blink control | Alt. contr. centr. lock | Driver door sensor | Passengers door sensor | Trunk lid | Hood sense | Original alarm++ | Arming state | Lock factory remote | Unlock factory remote | Any button pressed | Handbrake / Parking | Speed 10kmph | Engine running | Engine speed (RPM) | Ignition | Key inserted | Footbrake | Drivers door opening sim. | Turn off the engine | Turn on the engine | Turn signal control | Trunk release | Opening all doors | Closing all doors | GND | PWR +12V | Contr. of factory alarm | Contr.c.lock. when ign.is on | Comfort closure |  |
| 1                                  | 2      | 3      | 4      | 5      | 6      | 7                         | 8                       | 1                  | 2                      | 3         | 4          | 5                | 6            | 7                   | 8                     | 9                  | 10                  | 11           | 12             | 13                 | 14       | 15           | 1         | 2                         | 3                   | 4                  | 5                   | 6             | 7                 | 8                 | 9   | 10       |                         |                              |                 |  |
| +                                  | +      | +      | +      |        |        |                           |                         | +                  | +                      | +         |            |                  | +            | +                   | +                     | +                  | +                   | +            |                |                    | +        | +            | +         | +                         |                     |                    |                     |               |                   |                   |     |          |                         |                              |                 |  |

Attention:

| TESLA MODEL 3 (Electric) (Keyless) (UAE Market) |        |        |        |        |        |                           |                         | year: 2021 →       | with Keyless System    |           |            |                  |              |                     |                       | program №: 14338   | from: 2023-08-21    |              |                |                    |          |              |           |                           |                     |                    |                     |               |                   |                   |     |          |                         |                              |                 |  |
|-------------------------------------------------|--------|--------|--------|--------|--------|---------------------------|-------------------------|--------------------|------------------------|-----------|------------|------------------|--------------|---------------------|-----------------------|--------------------|---------------------|--------------|----------------|--------------------|----------|--------------|-----------|---------------------------|---------------------|--------------------|---------------------|---------------|-------------------|-------------------|-----|----------|-------------------------|------------------------------|-----------------|--|
| connector 8 pin                                 |        |        |        |        |        |                           |                         | connector 15 pin   |                        |           |            |                  |              |                     | connector 10 pin      |                    |                     |              |                |                    |          |              |           |                           |                     |                    |                     |               |                   |                   |     |          |                         |                              |                 |  |
| CAN H                                           | CAN L  | CAN H  | CAN L  | CAN H  | CAN L  | OUT +                     | OUT -                   | OUT                | OUT                    | OUT       | OUT        | OUT              | OUT          | OUT                 | OUT                   | OUT                | OUT                 | OUT          | IN             | IN                 | IN       | IN           | OUT       | OUT                       |                     |                    |                     |               |                   |                   |     |          |                         |                              |                 |  |
| CAN1-H                                          | CAN1-L | CAN2-H | CAN2-L | CAN3-H | CAN3-L | Alternative blink control | Alt. contr. centr. lock | Driver door sensor | Passengers door sensor | Trunk lid | Hood sense | Original alarm++ | Arming state | Lock factory remote | Unlock factory remote | Any button pressed | Handbrake / Parking | Speed 10kmph | Engine running | Engine speed (RPM) | Ignition | Key inserted | Footbrake | Drivers door opening sim. | Turn off the engine | Turn on the engine | Turn signal control | Trunk release | Opening all doors | Closing all doors | GND | PWR +12V | Contr. of factory alarm | Contr.c.lock. when ign.is on | Comfort closure |  |
| 1                                               | 2      | 3      | 4      | 5      | 6      | 7                         | 8                       | 1                  | 2                      | 3         | 4          | 5                | 6            | 7                   | 8                     | 9                  | 10                  | 11           | 12             | 13                 | 14       | 15           | 1         | 2                         | 3                   | 4                  | 5                   | 6             | 7                 | 8                 | 9   | 10       |                         |                              |                 |  |
| +                                               | +      | +      | +      |        |        |                           |                         | +                  | +                      | +         |            |                  | +            | +                   | +                     | +                  | +                   | +            |                |                    | +        | +            | +         | +                         |                     |                    |                     |               |                   |                   |     |          |                         |                              |                 |  |

Attention:

| TESLA MODEL 3 (Electric) (Keyless) |        |        |        |        |        |                           |                         | year: 2021 →       | with Keyless System    |           |            |                  |              |                     |                       | program №: 14461   | from: 2023-08-21    |              |                |                    |          |              |           |                           |                     |                    |                     |               |                   |                   |     |          |                         |                              |                 |  |
|------------------------------------|--------|--------|--------|--------|--------|---------------------------|-------------------------|--------------------|------------------------|-----------|------------|------------------|--------------|---------------------|-----------------------|--------------------|---------------------|--------------|----------------|--------------------|----------|--------------|-----------|---------------------------|---------------------|--------------------|---------------------|---------------|-------------------|-------------------|-----|----------|-------------------------|------------------------------|-----------------|--|
| connector 8 pin                    |        |        |        |        |        |                           |                         | connector 15 pin   |                        |           |            |                  |              |                     | connector 10 pin      |                    |                     |              |                |                    |          |              |           |                           |                     |                    |                     |               |                   |                   |     |          |                         |                              |                 |  |
| CAN H                              | CAN L  | CAN H  | CAN L  | CAN H  | CAN L  | OUT +                     | OUT -                   | OUT                | OUT                    | OUT       | OUT        | OUT              | OUT          | OUT                 | OUT                   | OUT                | OUT                 | OUT          | IN             | IN                 | IN       | IN           | OUT       | OUT                       |                     |                    |                     |               |                   |                   |     |          |                         |                              |                 |  |
| CAN1-H                             | CAN1-L | CAN2-H | CAN2-L | CAN3-H | CAN3-L | Alternative blink control | Alt. contr. centr. lock | Driver door sensor | Passengers door sensor | Trunk lid | Hood sense | Original alarm++ | Arming state | Lock factory remote | Unlock factory remote | Any button pressed | Handbrake / Parking | Speed 10kmph | Engine running | Engine speed (RPM) | Ignition | Key inserted | Footbrake | Drivers door opening sim. | Turn off the engine | Turn on the engine | Turn signal control | Trunk release | Opening all doors | Closing all doors | GND | PWR +12V | Contr. of factory alarm | Contr.c.lock. when ign.is on | Comfort closure |  |
| 1                                  | 2      | 3      | 4      | 5      | 6      | 7                         | 8                       | 1                  | 2                      | 3         | 4          | 5                | 6            | 7                   | 8                     | 9                  | 10                  | 11           | 12             | 13                 | 14       | 15           | 1         | 2                         | 3                   | 4                  | 5                   | 6             | 7                 | 8                 | 9   | 10       |                         |                              |                 |  |
| +                                  | +      | +      | +      |        |        |                           |                         | +                  | +                      | +         |            |                  | +            | +                   | +                     | +                  | +                   | +            |                |                    | +        | +            | +         | +                         |                     |                    |                     |               |                   |                   |     |          |                         |                              |                 |  |

Attention:

| TESLA MODEL 3 (Electric) (Keyless) |        |        |        |        |        |                           |                         | year: 2018 →       | with Keyless System    |           |            |                  |              |                     |                       | program №: 13719   | from: 2023-08-21    |              |                |                    |          |              |           |                           |                     |                    |                     |               |                   |                   |     |          |                         |                              |                 |  |
|------------------------------------|--------|--------|--------|--------|--------|---------------------------|-------------------------|--------------------|------------------------|-----------|------------|------------------|--------------|---------------------|-----------------------|--------------------|---------------------|--------------|----------------|--------------------|----------|--------------|-----------|---------------------------|---------------------|--------------------|---------------------|---------------|-------------------|-------------------|-----|----------|-------------------------|------------------------------|-----------------|--|
| connector 8 pin                    |        |        |        |        |        |                           |                         | connector 15 pin   |                        |           |            |                  |              |                     | connector 10 pin      |                    |                     |              |                |                    |          |              |           |                           |                     |                    |                     |               |                   |                   |     |          |                         |                              |                 |  |
| CAN H                              | CAN L  | CAN H  | CAN L  | CAN H  | CAN L  | OUT +                     | OUT -                   | OUT                | OUT                    | OUT       | OUT        | OUT              | OUT          | OUT                 | OUT                   | OUT                | OUT                 | OUT          | IN             | IN                 | IN       | IN           | OUT       | OUT                       |                     |                    |                     |               |                   |                   |     |          |                         |                              |                 |  |
| CAN1-H                             | CAN1-L | CAN2-H | CAN2-L | CAN3-H | CAN3-L | Alternative blink control | Alt. contr. centr. lock | Driver door sensor | Passengers door sensor | Trunk lid | Hood sense | Original alarm++ | Arming state | Lock factory remote | Unlock factory remote | Any button pressed | Handbrake / Parking | Speed 10kmph | Engine running | Engine speed (RPM) | Ignition | Key inserted | Footbrake | Drivers door opening sim. | Turn off the engine | Turn on the engine | Turn signal control | Trunk release | Opening all doors | Closing all doors | GND | PWR +12V | Contr. of factory alarm | Contr.c.lock. when ign.is on | Comfort closure |  |
| 1                                  | 2      | 3      | 4      | 5      | 6      | 7                         | 8                       | 1                  | 2                      | 3         | 4          | 5                | 6            | 7                   | 8                     | 9                  | 10                  | 11           | 12             | 13                 | 14       | 15           | 1         | 2                         | 3                   | 4                  | 5                   | 6             | 7                 | 8                 | 9   | 10       |                         |                              |                 |  |
| +                                  | +      | +      | +      |        |        |                           |                         | +                  | +                      | +         |            |                  | +            | +                   | +                     | +                  | +                   | +            |                |                    | +        | +            | +         | +                         |                     |                    |                     |               |                   |                   |     |          |                         |                              |                 |  |

Attention:

| TESLA MODEL S (Electric) (Keyless) |        |        |        |        |        |                           |                         | year: 2017 →       | with Keyless System    |           |            |                  |              |                     |                       | program №: 13628   | from: 2023-08-21    |              |                |                    |          |              |           |                           |                     |                    |                     |               |                   |                   |     |          |                         |                              |                 |  |
|------------------------------------|--------|--------|--------|--------|--------|---------------------------|-------------------------|--------------------|------------------------|-----------|------------|------------------|--------------|---------------------|-----------------------|--------------------|---------------------|--------------|----------------|--------------------|----------|--------------|-----------|---------------------------|---------------------|--------------------|---------------------|---------------|-------------------|-------------------|-----|----------|-------------------------|------------------------------|-----------------|--|
| connector 8 pin                    |        |        |        |        |        |                           |                         | connector 15 pin   |                        |           |            |                  |              |                     | connector 10 pin      |                    |                     |              |                |                    |          |              |           |                           |                     |                    |                     |               |                   |                   |     |          |                         |                              |                 |  |
| CAN H                              | CAN L  | CAN H  | CAN L  | CAN H  | CAN L  | OUT +                     | OUT -                   | OUT                | OUT                    | OUT       | OUT        | OUT              | OUT          | OUT                 | OUT                   | OUT                | OUT                 | OUT          | IN             | IN                 | IN       | IN           | OUT       | OUT                       |                     |                    |                     |               |                   |                   |     |          |                         |                              |                 |  |
| CAN1-H                             | CAN1-L | CAN2-H | CAN2-L | CAN3-H | CAN3-L | Alternative blink control | Alt. contr. centr. lock | Driver door sensor | Passengers door sensor | Trunk lid | Hood sense | Original alarm++ | Arming state | Lock factory remote | Unlock factory remote | Any button pressed | Handbrake / Parking | Speed 10kmph | Engine running | Engine speed (RPM) | Ignition | Key inserted | Footbrake | Drivers door opening sim. | Turn off the engine | Turn on the engine | Turn signal control | Trunk release | Opening all doors | Closing all doors | GND | PWR +12V | Contr. of factory alarm | Contr.c.lock. when ign.is on | Comfort closure |  |
| 1                                  | 2      | 3      | 4      | 5      | 6      | 7                         | 8                       | 1                  | 2                      | 3         | 4          | 5                | 6            | 7                   | 8                     | 9                  | 10                  | 11           | 12             | 13                 | 14       | 15           | 1         | 2                         | 3                   | 4                  | 5                   | 6             | 7                 | 8                 | 9   | 10       |                         |                              |                 |  |
| +                                  | +      | +      | +      |        |        |                           |                         | +                  | +                      | +         |            |                  | +            | +                   | +                     | +                  | +                   | +            |                |                    | +        | +            | +         | +                         |                     |                    |                     |               |                   |                   |     |          |                         |                              |                 |  |

Attention:

Switches



**TOYOTA 4RUNNER (N280)**

year: 2010 →

with and without Keyless System

program №: 11138

from: 2017-09-01

| connector 8 pin |        |        |        |        |        |                           |                         |
|-----------------|--------|--------|--------|--------|--------|---------------------------|-------------------------|
| CAN H           | CAN L  | CAN H  | CAN L  | CAN H  | CAN L  | OUT +                     | OUT -                   |
| CAN1-H          | CAN1-L | CAN2-H | CAN2-L | CAN3-H | CAN3-L | Alternative blink control | Alt. contr. centr. lock |
| 1               | 2      | 3      | 4      | 5      | 6      | 7                         | 8                       |
| +               | +      | +      | +      | +      | +      | +                         | +                       |

| connector 15 pin   |                        |           |            |                  |              |                     |                       |                    |                     |              |                |                    |          |              |
|--------------------|------------------------|-----------|------------|------------------|--------------|---------------------|-----------------------|--------------------|---------------------|--------------|----------------|--------------------|----------|--------------|
| OUT                | OUT                    | OUT       | OUT        | OUT              | OUT          | OUT                 | OUT                   | OUT                | OUT                 | OUT          | OUT            | OUT                | OUT      | OUT          |
| Driver door sensor | Passengers door sensor | Trunk lid | Hood sense | Original alarm++ | Arming state | Lock factory remote | Unlock factory remote | Any button pressed | Handbrake / Parking | Speed 10kmph | Engine running | Engine speed (RPM) | Ignition | Key inserted |
| 1                  | 2                      | 3         | 4          | 5                | 6            | 7                   | 8                     | 9                  | 10                  | 11           | 12             | 13                 | 14       | 15           |
| +                  | +                      | +         | +          | +                | +            | +                   | +                     | +                  | +                   | +            | +              | +                  | +        | +            |

| connector 10 pin |                           |                     |                    |                     |               |                   |                   |     |          |
|------------------|---------------------------|---------------------|--------------------|---------------------|---------------|-------------------|-------------------|-----|----------|
| OUT              | IN                        | IN                  | IN                 | IN                  | IN            | IN                | IN                | IN  | IN       |
| Footbrake        | Drivers door opening sim. | Turn off the engine | Turn on the engine | Turn signal control | Trunk release | Opening all doors | Closing all doors | GND | PWR +12V |
| 1                | 2                         | 3                   | 4                  | 5                   | 6             | 7                 | 8                 | 9   | 10       |
| +                | +                         | +                   | +                  | +                   | +             | +                 | +                 | +   | +        |

|                         |                              |                 |
|-------------------------|------------------------------|-----------------|
| Contr. of factory alarm | Contr.c.lock, when ign.is on | Comfort closure |
| +                       | +                            | +               |

Attention:

Switches

**TOYOTA AGYA (RHD)**

year: 2014 →

without Keyless System

program №: 12496

from: 2018-10-07

| connector 8 pin |        |        |        |        |        |                           |                         |
|-----------------|--------|--------|--------|--------|--------|---------------------------|-------------------------|
| CAN H           | CAN L  | CAN H  | CAN L  | CAN H  | CAN L  | OUT +                     | OUT -                   |
| CAN1-H          | CAN1-L | CAN2-H | CAN2-L | CAN3-H | CAN3-L | Alternative blink control | Alt. contr. centr. lock |
| 1               | 2      | 3      | 4      | 5      | 6      | 7                         | 8                       |
| +               | +      | +      | +      | +      | +      | +                         | +                       |

| connector 15 pin   |                        |           |            |                  |              |                     |                       |                    |                     |              |                |                    |          |              |
|--------------------|------------------------|-----------|------------|------------------|--------------|---------------------|-----------------------|--------------------|---------------------|--------------|----------------|--------------------|----------|--------------|
| OUT                | OUT                    | OUT       | OUT        | OUT              | OUT          | OUT                 | OUT                   | OUT                | OUT                 | OUT          | OUT            | OUT                | OUT      | OUT          |
| Driver door sensor | Passengers door sensor | Trunk lid | Hood sense | Original alarm++ | Arming state | Lock factory remote | Unlock factory remote | Any button pressed | Handbrake / Parking | Speed 10kmph | Engine running | Engine speed (RPM) | Ignition | Key inserted |
| 1                  | 2                      | 3         | 4          | 5                | 6            | 7                   | 8                     | 9                  | 10                  | 11           | 12             | 13                 | 14       | 15           |
| +                  | +                      | +         | +          | +                | +            | +                   | +                     | +                  | +                   | +            | +              | +                  | +        | +            |

| connector 10 pin |                           |                     |                    |                     |               |                   |                   |     |          |
|------------------|---------------------------|---------------------|--------------------|---------------------|---------------|-------------------|-------------------|-----|----------|
| OUT              | IN                        | IN                  | IN                 | IN                  | IN            | IN                | IN                | IN  | IN       |
| Footbrake        | Drivers door opening sim. | Turn off the engine | Turn on the engine | Turn signal control | Trunk release | Opening all doors | Closing all doors | GND | PWR +12V |
| 1                | 2                         | 3                   | 4                  | 5                   | 6             | 7                 | 8                 | 9   | 10       |
| +                | +                         | +                   | +                  | +                   | +             | +                 | +                 | +   | +        |

|                         |                              |                 |
|-------------------------|------------------------------|-----------------|
| Contr. of factory alarm | Contr.c.lock, when ign.is on | Comfort closure |
| +                       | +                            | +               |

Attention:

Switches

**TOYOTA ALPHARD (RHD)**

year: 2018 →

program №: 12197

from: 2018-02-05

| connector 8 pin |        |        |        |        |        |                           |                         |
|-----------------|--------|--------|--------|--------|--------|---------------------------|-------------------------|
| CAN H           | CAN L  | CAN H  | CAN L  | CAN H  | CAN L  | OUT +                     | OUT -                   |
| CAN1-H          | CAN1-L | CAN2-H | CAN2-L | CAN3-H | CAN3-L | Alternative blink control | Alt. contr. centr. lock |
| 1               | 2      | 3      | 4      | 5      | 6      | 7                         | 8                       |
| +               | +      | +      | +      | +      | +      | +                         | +                       |

| connector 15 pin   |                        |           |            |                  |              |                     |                       |                    |                     |              |                |                    |          |              |
|--------------------|------------------------|-----------|------------|------------------|--------------|---------------------|-----------------------|--------------------|---------------------|--------------|----------------|--------------------|----------|--------------|
| OUT                | OUT                    | OUT       | OUT        | OUT              | OUT          | OUT                 | OUT                   | OUT                | OUT                 | OUT          | OUT            | OUT                | OUT      | OUT          |
| Driver door sensor | Passengers door sensor | Trunk lid | Hood sense | Original alarm++ | Arming state | Lock factory remote | Unlock factory remote | Any button pressed | Handbrake / Parking | Speed 10kmph | Engine running | Engine speed (RPM) | Ignition | Key inserted |
| 1                  | 2                      | 3         | 4          | 5                | 6            | 7                   | 8                     | 9                  | 10                  | 11           | 12             | 13                 | 14       | 15           |
| +                  | +                      | +         | +          | +                | +            | +                   | +                     | +                  | +                   | +            | +              | +                  | +        | +            |

| connector 10 pin |                           |                     |                    |                     |               |                   |                   |     |          |
|------------------|---------------------------|---------------------|--------------------|---------------------|---------------|-------------------|-------------------|-----|----------|
| OUT              | IN                        | IN                  | IN                 | IN                  | IN            | IN                | IN                | IN  | IN       |
| Footbrake        | Drivers door opening sim. | Turn off the engine | Turn on the engine | Turn signal control | Trunk release | Opening all doors | Closing all doors | GND | PWR +12V |
| 1                | 2                         | 3                   | 4                  | 5                   | 6             | 7                 | 8                 | 9   | 10       |
| +                | +                         | +                   | +                  | +                   | +             | +                 | +                 | +   | +        |

|                         |                              |                 |
|-------------------------|------------------------------|-----------------|
| Contr. of factory alarm | Contr.c.lock, when ign.is on | Comfort closure |
| +                       | +                            | +               |

Attention:

Switches

**TOYOTA ALPHARD**

year: 2015 →

program №: 12197

from: 2018-02-05

| connector 8 pin |        |        |        |        |        |                           |                         |
|-----------------|--------|--------|--------|--------|--------|---------------------------|-------------------------|
| CAN H           | CAN L  | CAN H  | CAN L  | CAN H  | CAN L  | OUT +                     | OUT -                   |
| CAN1-H          | CAN1-L | CAN2-H | CAN2-L | CAN3-H | CAN3-L | Alternative blink control | Alt. contr. centr. lock |
| 1               | 2      | 3      | 4      | 5      | 6      | 7                         | 8                       |
| +               | +      | +      | +      | +      | +      | +                         | +                       |

| connector 15 pin   |                        |           |            |                  |              |                     |                       |                    |                     |              |                |                    |          |              |
|--------------------|------------------------|-----------|------------|------------------|--------------|---------------------|-----------------------|--------------------|---------------------|--------------|----------------|--------------------|----------|--------------|
| OUT                | OUT                    | OUT       | OUT        | OUT              | OUT          | OUT                 | OUT                   | OUT                | OUT                 | OUT          | OUT            | OUT                | OUT      | OUT          |
| Driver door sensor | Passengers door sensor | Trunk lid | Hood sense | Original alarm++ | Arming state | Lock factory remote | Unlock factory remote | Any button pressed | Handbrake / Parking | Speed 10kmph | Engine running | Engine speed (RPM) | Ignition | Key inserted |
| 1                  | 2                      | 3         | 4          | 5                | 6            | 7                   | 8                     | 9                  | 10                  | 11           | 12             | 13                 | 14       | 15           |
| +                  | +                      | +         | +          | +                | +            | +                   | +                     | +                  | +                   | +            | +              | +                  | +        | +            |

| connector 10 pin |                           |                     |                    |                     |               |                   |                   |     |          |
|------------------|---------------------------|---------------------|--------------------|---------------------|---------------|-------------------|-------------------|-----|----------|
| OUT              | IN                        | IN                  | IN                 | IN                  | IN            | IN                | IN                | IN  | IN       |
| Footbrake        | Drivers door opening sim. | Turn off the engine | Turn on the engine | Turn signal control | Trunk release | Opening all doors | Closing all doors | GND | PWR +12V |
| 1                | 2                         | 3                   | 4                  | 5                   | 6             | 7                 | 8                 | 9   | 10       |
| +                | +                         | +                   | +                  | +                   | +             | +                 | +                 | +   | +        |

|                         |                              |                 |
|-------------------------|------------------------------|-----------------|
| Contr. of factory alarm | Contr.c.lock, when ign.is on | Comfort closure |
| +                       | +                            | +               |

Attention:

Switches

**TOYOTA ALPHARD (RHD)**

year: 2014 →

with and without Keyless System

program №: 11573

from: 2017-09-01

| connector 8 pin |        |        |        |        |        |                           |                         |
|-----------------|--------|--------|--------|--------|--------|---------------------------|-------------------------|
| CAN H           | CAN L  | CAN H  | CAN L  | CAN H  | CAN L  | OUT +                     | OUT -                   |
| CAN1-H          | CAN1-L | CAN2-H | CAN2-L | CAN3-H | CAN3-L | Alternative blink control | Alt. contr. centr. lock |
| 1               | 2      | 3      | 4      | 5      | 6      | 7                         | 8                       |
| +               | +      | +      | +      | +      | +      | +                         | +                       |

| connector 15 pin   |                        |           |            |                  |              |                     |                       |                    |                     |              |                |                    |          |              |
|--------------------|------------------------|-----------|------------|------------------|--------------|---------------------|-----------------------|--------------------|---------------------|--------------|----------------|--------------------|----------|--------------|
| OUT                | OUT                    | OUT       | OUT        | OUT              | OUT          | OUT                 | OUT                   | OUT                | OUT                 | OUT          | OUT            | OUT                | OUT      | OUT          |
| Driver door sensor | Passengers door sensor | Trunk lid | Hood sense | Original alarm++ | Arming state | Lock factory remote | Unlock factory remote | Any button pressed | Handbrake / Parking | Speed 10kmph | Engine running | Engine speed (RPM) | Ignition | Key inserted |
| 1                  | 2                      | 3         | 4          | 5                | 6            | 7                   | 8                     | 9                  | 10                  | 11           | 12             | 13                 | 14       | 15           |
| +                  | +                      | +         | +          | +                | +            | +                   | +                     | +                  | +                   | +            | +              | +                  | +        | +            |

| connector 10 pin |                           |                     |                    |                     |               |                   |                   |     |          |
|------------------|---------------------------|---------------------|--------------------|---------------------|---------------|-------------------|-------------------|-----|----------|
| OUT              | IN                        | IN                  | IN                 | IN                  | IN            | IN                | IN                | IN  | IN       |
| Footbrake        | Drivers door opening sim. | Turn off the engine | Turn on the engine | Turn signal control | Trunk release | Opening all doors | Closing all doors | GND | PWR +12V |
| 1                | 2                         | 3                   | 4                  | 5                   | 6             | 7                 | 8                 | 9   | 10       |
| +                | +                         | +                   | +                  | +                   | +             | +                 | +                 | +   | +        |

|                         |                              |                 |
|-------------------------|------------------------------|-----------------|
| Contr. of factory alarm | Contr.c.lock, when ign.is on | Comfort closure |
| +                       | +                            | +               |

Attention:

Switches

**TOYOTA ALPHARD**

year: **2012** →

with and without Keyless System

program №: **11573**

from: **2017-09-01**

| connector 8 pin |        |        |        |        |        |                           |                         |
|-----------------|--------|--------|--------|--------|--------|---------------------------|-------------------------|
| CAN H           | CAN L  | CAN H  | CAN L  | CAN H  | CAN L  | OUT +                     | OUT -                   |
| CAN1-H          | CAN1-L | CAN2-H | CAN2-L | CAN3-H | CAN3-L | Alternative blink control | Alt. contr. centr. lock |
| 1               | 2      | 3      | 4      | 5      | 6      | 7                         | 8                       |
| +               | +      |        |        |        |        |                           |                         |

| connector 15 pin   |                        |           |            |                  |              |                     |                       |                    |                     |              |                |                    |          |              |
|--------------------|------------------------|-----------|------------|------------------|--------------|---------------------|-----------------------|--------------------|---------------------|--------------|----------------|--------------------|----------|--------------|
| OUT                | OUT                    | OUT       | OUT        | OUT              | OUT          | OUT                 | OUT                   | OUT                | OUT                 | OUT          | OUT            | OUT                | OUT      | OUT          |
| Driver door sensor | Passengers door sensor | Trunk lid | Hood sense | Original alarm++ | Arming state | Lock factory remote | Unlock factory remote | Any button pressed | Handbrake / Parking | Speed 10kmph | Engine running | Engine speed (RPM) | Ignition | Key inserted |
| 1                  | 2                      | 3         | 4          | 5                | 6            | 7                   | 8                     | 9                  | 10                  | 11           | 12             | 13                 | 14       | 15           |
| +                  | +                      | +         | +          | +                | +            | +                   | +                     | +                  | +                   | +            | +              | +                  | +        | +            |

| connector 10 pin |                           |                     |                    |                     |               |                   |                   |     |          |
|------------------|---------------------------|---------------------|--------------------|---------------------|---------------|-------------------|-------------------|-----|----------|
| OUT              | IN                        | IN                  | IN                 | IN                  | IN            | IN                | IN                | IN  | IN       |
| Footbrake        | Drivers door opening sim. | Turn off the engine | Turn on the engine | Turn signal control | Trunk release | Opening all doors | Closing all doors | GND | PWR +12V |
| 1                | 2                         | 3                   | 4                  | 5                   | 6             | 7                 | 8                 | 9   | 10       |
| +                | +                         |                     |                    |                     |               |                   |                   |     |          |

|                         |                              |                 |
|-------------------------|------------------------------|-----------------|
| Contr. of factory alarm | Contr.c.lock. when ign.is on | Comfort closure |
| +                       | +                            | +               |

Attention:

**TOYOTA AURIS (Hybrid)**

year: **2015** →

with and without Keyless System

program №: **11822**

from: **2023-04-18**

| connector 8 pin |        |        |        |        |        |                           |                         |
|-----------------|--------|--------|--------|--------|--------|---------------------------|-------------------------|
| CAN H           | CAN L  | CAN H  | CAN L  | CAN H  | CAN L  | OUT +                     | OUT -                   |
| CAN1-H          | CAN1-L | CAN2-H | CAN2-L | CAN3-H | CAN3-L | Alternative blink control | Alt. contr. centr. lock |
| 1               | 2      | 3      | 4      | 5      | 6      | 7                         | 8                       |
| +               | +      |        |        |        |        |                           |                         |

| connector 15 pin   |                        |           |            |                  |              |                     |                       |                    |                     |              |                |                    |          |              |
|--------------------|------------------------|-----------|------------|------------------|--------------|---------------------|-----------------------|--------------------|---------------------|--------------|----------------|--------------------|----------|--------------|
| OUT                | OUT                    | OUT       | OUT        | OUT              | OUT          | OUT                 | OUT                   | OUT                | OUT                 | OUT          | OUT            | OUT                | OUT      | OUT          |
| Driver door sensor | Passengers door sensor | Trunk lid | Hood sense | Original alarm++ | Arming state | Lock factory remote | Unlock factory remote | Any button pressed | Handbrake / Parking | Speed 10kmph | Engine running | Engine speed (RPM) | Ignition | Key inserted |
| 1                  | 2                      | 3         | 4          | 5                | 6            | 7                   | 8                     | 9                  | 10                  | 11           | 12             | 13                 | 14       | 15           |
| +                  | +                      | +         | +          | +                | +            | +                   | +                     | +                  | +                   | +            | +              | +                  | +        | +            |

| connector 10 pin |                           |                     |                    |                     |               |                   |                   |     |          |
|------------------|---------------------------|---------------------|--------------------|---------------------|---------------|-------------------|-------------------|-----|----------|
| OUT              | IN                        | IN                  | IN                 | IN                  | IN            | IN                | IN                | IN  | IN       |
| Footbrake        | Drivers door opening sim. | Turn off the engine | Turn on the engine | Turn signal control | Trunk release | Opening all doors | Closing all doors | GND | PWR +12V |
| 1                | 2                         | 3                   | 4                  | 5                   | 6             | 7                 | 8                 | 9   | 10       |
| +                | +                         |                     |                    |                     |               |                   |                   |     |          |

|                         |                              |                 |
|-------------------------|------------------------------|-----------------|
| Contr. of factory alarm | Contr.c.lock. when ign.is on | Comfort closure |
| +                       | +                            | +               |

Attention:

**TOYOTA AURIS**

year: **2013** →

with and without Keyless System

program №: **11338**

from: **2023-04-18**

| connector 8 pin |        |        |        |        |        |                           |                         |
|-----------------|--------|--------|--------|--------|--------|---------------------------|-------------------------|
| CAN H           | CAN L  | CAN H  | CAN L  | CAN H  | CAN L  | OUT +                     | OUT -                   |
| CAN1-H          | CAN1-L | CAN2-H | CAN2-L | CAN3-H | CAN3-L | Alternative blink control | Alt. contr. centr. lock |
| 1               | 2      | 3      | 4      | 5      | 6      | 7                         | 8                       |
| +               | +      |        |        |        |        |                           |                         |

| connector 15 pin   |                        |           |            |                  |              |                     |                       |                    |                     |              |                |                    |          |              |
|--------------------|------------------------|-----------|------------|------------------|--------------|---------------------|-----------------------|--------------------|---------------------|--------------|----------------|--------------------|----------|--------------|
| OUT                | OUT                    | OUT       | OUT        | OUT              | OUT          | OUT                 | OUT                   | OUT                | OUT                 | OUT          | OUT            | OUT                | OUT      | OUT          |
| Driver door sensor | Passengers door sensor | Trunk lid | Hood sense | Original alarm++ | Arming state | Lock factory remote | Unlock factory remote | Any button pressed | Handbrake / Parking | Speed 10kmph | Engine running | Engine speed (RPM) | Ignition | Key inserted |
| 1                  | 2                      | 3         | 4          | 5                | 6            | 7                   | 8                     | 9                  | 10                  | 11           | 12             | 13                 | 14       | 15           |
| +                  | +                      | +         | +          | +                | +            | +                   | +                     | +                  | +                   | +            | +              | +                  | +        | +            |

| connector 10 pin |                           |                     |                    |                     |               |                   |                   |     |          |
|------------------|---------------------------|---------------------|--------------------|---------------------|---------------|-------------------|-------------------|-----|----------|
| OUT              | IN                        | IN                  | IN                 | IN                  | IN            | IN                | IN                | IN  | IN       |
| Footbrake        | Drivers door opening sim. | Turn off the engine | Turn on the engine | Turn signal control | Trunk release | Opening all doors | Closing all doors | GND | PWR +12V |
| 1                | 2                         | 3                   | 4                  | 5                   | 6             | 7                 | 8                 | 9   | 10       |
| +                | +                         |                     |                    |                     |               |                   |                   |     |          |

|                         |                              |                 |
|-------------------------|------------------------------|-----------------|
| Contr. of factory alarm | Contr.c.lock. when ign.is on | Comfort closure |
| +                       | +                            | +               |

Attention:

**TOYOTA AURIS (Hybrid)**

year: **2013** →

with and without Keyless System

program №: **11338**

from: **2023-04-18**

| connector 8 pin |        |        |        |        |        |                           |                         |
|-----------------|--------|--------|--------|--------|--------|---------------------------|-------------------------|
| CAN H           | CAN L  | CAN H  | CAN L  | CAN H  | CAN L  | OUT +                     | OUT -                   |
| CAN1-H          | CAN1-L | CAN2-H | CAN2-L | CAN3-H | CAN3-L | Alternative blink control | Alt. contr. centr. lock |
| 1               | 2      | 3      | 4      | 5      | 6      | 7                         | 8                       |
| +               | +      |        |        |        |        |                           |                         |

| connector 15 pin   |                        |           |            |                  |              |                     |                       |                    |                     |              |                |                    |          |              |
|--------------------|------------------------|-----------|------------|------------------|--------------|---------------------|-----------------------|--------------------|---------------------|--------------|----------------|--------------------|----------|--------------|
| OUT                | OUT                    | OUT       | OUT        | OUT              | OUT          | OUT                 | OUT                   | OUT                | OUT                 | OUT          | OUT            | OUT                | OUT      | OUT          |
| Driver door sensor | Passengers door sensor | Trunk lid | Hood sense | Original alarm++ | Arming state | Lock factory remote | Unlock factory remote | Any button pressed | Handbrake / Parking | Speed 10kmph | Engine running | Engine speed (RPM) | Ignition | Key inserted |
| 1                  | 2                      | 3         | 4          | 5                | 6            | 7                   | 8                     | 9                  | 10                  | 11           | 12             | 13                 | 14       | 15           |
| +                  | +                      | +         | +          | +                | +            | +                   | +                     | +                  | +                   | +            | +              | +                  | +        | +            |

| connector 10 pin |                           |                     |                    |                     |               |                   |                   |     |          |
|------------------|---------------------------|---------------------|--------------------|---------------------|---------------|-------------------|-------------------|-----|----------|
| OUT              | IN                        | IN                  | IN                 | IN                  | IN            | IN                | IN                | IN  | IN       |
| Footbrake        | Drivers door opening sim. | Turn off the engine | Turn on the engine | Turn signal control | Trunk release | Opening all doors | Closing all doors | GND | PWR +12V |
| 1                | 2                         | 3                   | 4                  | 5                   | 6             | 7                 | 8                 | 9   | 10       |
| +                | +                         |                     |                    |                     |               |                   |                   |     |          |

|                         |                              |                 |
|-------------------------|------------------------------|-----------------|
| Contr. of factory alarm | Contr.c.lock. when ign.is on | Comfort closure |
| +                       | +                            | +               |

Attention:

**TOYOTA AURIS**

year: **2007** →

with and without Keyless System

program №: **11138**

from: **2017-09-01**

| connector 8 pin |        |        |        |        |        |                           |                         |
|-----------------|--------|--------|--------|--------|--------|---------------------------|-------------------------|
| CAN H           | CAN L  | CAN H  | CAN L  | CAN H  | CAN L  | OUT +                     | OUT -                   |
| CAN1-H          | CAN1-L | CAN2-H | CAN2-L | CAN3-H | CAN3-L | Alternative blink control | Alt. contr. centr. lock |
| 1               | 2      | 3      | 4      | 5      | 6      | 7                         | 8                       |
| +               | +      |        |        |        |        |                           |                         |

| connector 15 pin   |                        |           |            |                  |              |                     |                       |                    |                     |              |                |                    |          |              |
|--------------------|------------------------|-----------|------------|------------------|--------------|---------------------|-----------------------|--------------------|---------------------|--------------|----------------|--------------------|----------|--------------|
| OUT                | OUT                    | OUT       | OUT        | OUT              | OUT          | OUT                 | OUT                   | OUT                | OUT                 | OUT          | OUT            | OUT                | OUT      | OUT          |
| Driver door sensor | Passengers door sensor | Trunk lid | Hood sense | Original alarm++ | Arming state | Lock factory remote | Unlock factory remote | Any button pressed | Handbrake / Parking | Speed 10kmph | Engine running | Engine speed (RPM) | Ignition | Key inserted |
| 1                  | 2                      | 3         | 4          | 5                | 6            | 7                   | 8                     | 9                  | 10                  | 11           | 12             | 13                 | 14       | 15           |
| +                  | +                      | +         | +          | +                | +            | +                   | +                     | +                  | +                   | +            | +              | +                  | +        | +            |

| connector 10 pin |                           |                     |                    |                     |               |                   |                   |     |          |
|------------------|---------------------------|---------------------|--------------------|---------------------|---------------|-------------------|-------------------|-----|----------|
| OUT              | IN                        | IN                  | IN                 | IN                  | IN            | IN                | IN                | IN  | IN       |
| Footbrake        | Drivers door opening sim. | Turn off the engine | Turn on the engine | Turn signal control | Trunk release | Opening all doors | Closing all doors | GND | PWR +12V |
| 1                | 2                         | 3                   | 4                  | 5                   | 6             | 7                 | 8                 | 9   | 10       |
| +                | +                         |                     |                    |                     |               |                   |                   |     |          |

|                         |                              |                 |
|-------------------------|------------------------------|-----------------|
| Contr. of factory alarm | Contr.c.lock. when ign.is on | Comfort closure |
| +                       | +                            | +               |

Switches: 10 11 12



**TOYOTA AVENSIS**

year: **2009** →

with and without Keyless System

program No: **11138**

from: **2017-09-01**

| connector 8 pin |        |        |        |        |        |                           |                         |
|-----------------|--------|--------|--------|--------|--------|---------------------------|-------------------------|
| CAN H           | CAN L  | CAN H  | CAN L  | CAN H  | CAN L  | OUT +                     | OUT -                   |
| CAN1-H          | CAN1-L | CAN2-H | CAN2-L | CAN3-H | CAN3-L | Alternative blink control | Alt. contr. centr. lock |
| 1               | 2      | 3      | 4      | 5      | 6      | 7                         | 8                       |
| +               | +      | +      | +      | +      | +      | +                         | +                       |

| connector 15 pin   |                        |           |            |                  |              |                     |                       |                    |                     |              |                |                    |          |              |
|--------------------|------------------------|-----------|------------|------------------|--------------|---------------------|-----------------------|--------------------|---------------------|--------------|----------------|--------------------|----------|--------------|
| OUT                | OUT                    | OUT       | OUT        | OUT              | OUT          | OUT                 | OUT                   | OUT                | OUT                 | OUT          | OUT            | OUT                | OUT      | OUT          |
| Driver door sensor | Passengers door sensor | Trunk lid | Hood sense | Original alarm++ | Arming state | Lock factory remote | Unlock factory remote | Any button pressed | Handbrake / Parking | Speed 10kmph | Engine running | Engine speed (RPM) | Ignition | Key inserted |
| 1                  | 2                      | 3         | 4          | 5                | 6            | 7                   | 8                     | 9                  | 10                  | 11           | 12             | 13                 | 14       | 15           |
| +                  | +                      | +         | +          | +                | +            | +                   | +                     | +                  | +                   | +            | +              | +                  | +        | +            |

| connector 10 pin |                           |                     |                    |                     |               |                   |                   |     |          |
|------------------|---------------------------|---------------------|--------------------|---------------------|---------------|-------------------|-------------------|-----|----------|
| OUT              | IN                        | IN                  | IN                 | IN                  | IN            | IN                | IN                | IN  | IN       |
| Footbrake        | Drivers door opening sim. | Turn off the engine | Turn on the engine | Turn signal control | Trunk release | Opening all doors | Closing all doors | GND | PWR +12V |
| 1                | 2                         | 3                   | 4                  | 5                   | 6             | 7                 | 8                 | 9   | 10       |
| +                | +                         | +                   | +                  | +                   | +             | +                 | +                 | +   | +        |

|                         |                              |                 |
|-------------------------|------------------------------|-----------------|
| Contr. of factory alarm | Contr.c.lock. when ign.is on | Comfort closure |
| +                       | +                            | +               |

Attention:

Switches

**TOYOTA AYGO**

year: **2018** →

program No: **13158**

from: **2020-04-14**

| connector 8 pin |        |        |        |        |        |                           |                         |
|-----------------|--------|--------|--------|--------|--------|---------------------------|-------------------------|
| CAN H           | CAN L  | CAN H  | CAN L  | CAN H  | CAN L  | OUT +                     | OUT -                   |
| CAN1-H          | CAN1-L | CAN2-H | CAN2-L | CAN3-H | CAN3-L | Alternative blink control | Alt. contr. centr. lock |
| 1               | 2      | 3      | 4      | 5      | 6      | 7                         | 8                       |
| +               | +      | +      | +      | +      | +      | +                         | +                       |

| connector 15 pin   |                        |           |            |                  |              |                     |                       |                    |                     |              |                |                    |          |              |
|--------------------|------------------------|-----------|------------|------------------|--------------|---------------------|-----------------------|--------------------|---------------------|--------------|----------------|--------------------|----------|--------------|
| OUT                | OUT                    | OUT       | OUT        | OUT              | OUT          | OUT                 | OUT                   | OUT                | OUT                 | OUT          | OUT            | OUT                | OUT      | OUT          |
| Driver door sensor | Passengers door sensor | Trunk lid | Hood sense | Original alarm++ | Arming state | Lock factory remote | Unlock factory remote | Any button pressed | Handbrake / Parking | Speed 10kmph | Engine running | Engine speed (RPM) | Ignition | Key inserted |
| 1                  | 2                      | 3         | 4          | 5                | 6            | 7                   | 8                     | 9                  | 10                  | 11           | 12             | 13                 | 14       | 15           |
| +                  | +                      | +         | +          | +                | +            | +                   | +                     | +                  | +                   | +            | +              | +                  | +        | +            |

| connector 10 pin |                           |                     |                    |                     |               |                   |                   |     |          |
|------------------|---------------------------|---------------------|--------------------|---------------------|---------------|-------------------|-------------------|-----|----------|
| OUT              | IN                        | IN                  | IN                 | IN                  | IN            | IN                | IN                | IN  | IN       |
| Footbrake        | Drivers door opening sim. | Turn off the engine | Turn on the engine | Turn signal control | Trunk release | Opening all doors | Closing all doors | GND | PWR +12V |
| 1                | 2                         | 3                   | 4                  | 5                   | 6             | 7                 | 8                 | 9   | 10       |
| +                | +                         | +                   | +                  | +                   | +             | +                 | +                 | +   | +        |

|                         |                              |                 |
|-------------------------|------------------------------|-----------------|
| Contr. of factory alarm | Contr.c.lock. when ign.is on | Comfort closure |
| +                       | +                            | +               |

Attention:

Switches

**TOYOTA AYGO**

year: **2016** →

with and without Keyless System

program No: **11889**

from: **2017-09-01**

| connector 8 pin |        |        |        |        |        |                           |                         |
|-----------------|--------|--------|--------|--------|--------|---------------------------|-------------------------|
| CAN H           | CAN L  | CAN H  | CAN L  | CAN H  | CAN L  | OUT +                     | OUT -                   |
| CAN1-H          | CAN1-L | CAN2-H | CAN2-L | CAN3-H | CAN3-L | Alternative blink control | Alt. contr. centr. lock |
| 1               | 2      | 3      | 4      | 5      | 6      | 7                         | 8                       |
| +               | +      | +      | +      | +      | +      | +                         | +                       |

| connector 15 pin   |                        |           |            |                  |              |                     |                       |                    |                     |              |                |                    |          |              |
|--------------------|------------------------|-----------|------------|------------------|--------------|---------------------|-----------------------|--------------------|---------------------|--------------|----------------|--------------------|----------|--------------|
| OUT                | OUT                    | OUT       | OUT        | OUT              | OUT          | OUT                 | OUT                   | OUT                | OUT                 | OUT          | OUT            | OUT                | OUT      | OUT          |
| Driver door sensor | Passengers door sensor | Trunk lid | Hood sense | Original alarm++ | Arming state | Lock factory remote | Unlock factory remote | Any button pressed | Handbrake / Parking | Speed 10kmph | Engine running | Engine speed (RPM) | Ignition | Key inserted |
| 1                  | 2                      | 3         | 4          | 5                | 6            | 7                   | 8                     | 9                  | 10                  | 11           | 12             | 13                 | 14       | 15           |
| +                  | +                      | +         | +          | +                | +            | +                   | +                     | +                  | +                   | +            | +              | +                  | +        | +            |

| connector 10 pin |                           |                     |                    |                     |               |                   |                   |     |          |
|------------------|---------------------------|---------------------|--------------------|---------------------|---------------|-------------------|-------------------|-----|----------|
| OUT              | IN                        | IN                  | IN                 | IN                  | IN            | IN                | IN                | IN  | IN       |
| Footbrake        | Drivers door opening sim. | Turn off the engine | Turn on the engine | Turn signal control | Trunk release | Opening all doors | Closing all doors | GND | PWR +12V |
| 1                | 2                         | 3                   | 4                  | 5                   | 6             | 7                 | 8                 | 9   | 10       |
| +                | +                         | +                   | +                  | +                   | +             | +                 | +                 | +   | +        |

|                         |                              |                 |
|-------------------------|------------------------------|-----------------|
| Contr. of factory alarm | Contr.c.lock. when ign.is on | Comfort closure |
| +                       | +                            | +               |

Attention:

Switches

**TOYOTA AYGO X (Start-button) (Keyless)**

year: **2022** →

with Keyless System

program No: **14228**

from: **2022-05-19**

| connector 8 pin |        |        |        |        |        |                           |                         |
|-----------------|--------|--------|--------|--------|--------|---------------------------|-------------------------|
| CAN H           | CAN L  | CAN H  | CAN L  | CAN H  | CAN L  | OUT +                     | OUT -                   |
| CAN1-H          | CAN1-L | CAN2-H | CAN2-L | CAN3-H | CAN3-L | Alternative blink control | Alt. contr. centr. lock |
| 1               | 2      | 3      | 4      | 5      | 6      | 7                         | 8                       |
| +               | +      | +      | +      | +      | +      | +                         | +                       |

| connector 15 pin   |                        |           |            |                  |              |                     |                       |                    |                     |              |                |                    |          |              |
|--------------------|------------------------|-----------|------------|------------------|--------------|---------------------|-----------------------|--------------------|---------------------|--------------|----------------|--------------------|----------|--------------|
| OUT                | OUT                    | OUT       | OUT        | OUT              | OUT          | OUT                 | OUT                   | OUT                | OUT                 | OUT          | OUT            | OUT                | OUT      | OUT          |
| Driver door sensor | Passengers door sensor | Trunk lid | Hood sense | Original alarm++ | Arming state | Lock factory remote | Unlock factory remote | Any button pressed | Handbrake / Parking | Speed 10kmph | Engine running | Engine speed (RPM) | Ignition | Key inserted |
| 1                  | 2                      | 3         | 4          | 5                | 6            | 7                   | 8                     | 9                  | 10                  | 11           | 12             | 13                 | 14       | 15           |
| +                  | +                      | +         | +          | +                | +            | +                   | +                     | +                  | +                   | +            | +              | +                  | +        | +            |

| connector 10 pin |                           |                     |                    |                     |               |                   |                   |     |          |
|------------------|---------------------------|---------------------|--------------------|---------------------|---------------|-------------------|-------------------|-----|----------|
| OUT              | IN                        | IN                  | IN                 | IN                  | IN            | IN                | IN                | IN  | IN       |
| Footbrake        | Drivers door opening sim. | Turn off the engine | Turn on the engine | Turn signal control | Trunk release | Opening all doors | Closing all doors | GND | PWR +12V |
| 1                | 2                         | 3                   | 4                  | 5                   | 6             | 7                 | 8                 | 9   | 10       |
| +                | +                         | +                   | +                  | +                   | +             | +                 | +                 | +   | +        |

|                         |                              |                 |
|-------------------------|------------------------------|-----------------|
| Contr. of factory alarm | Contr.c.lock. when ign.is on | Comfort closure |
| +                       | +                            | +               |

Attention:

Switches

**TOYOTA AYGO X (Regular-key)**

year: **2022** →

without Keyless System

program No: **14229**

from: **2022-05-19**

| connector 8 pin |        |        |        |        |        |                           |                         |
|-----------------|--------|--------|--------|--------|--------|---------------------------|-------------------------|
| CAN H           | CAN L  | CAN H  | CAN L  | CAN H  | CAN L  | OUT +                     | OUT -                   |
| CAN1-H          | CAN1-L | CAN2-H | CAN2-L | CAN3-H | CAN3-L | Alternative blink control | Alt. contr. centr. lock |
| 1               | 2      | 3      | 4      | 5      | 6      | 7                         | 8                       |
| +               | +      | +      | +      | +      | +      | +                         | +                       |

| connector 15 pin   |                        |           |            |                  |              |                     |                       |                    |                     |              |                |                    |          |              |
|--------------------|------------------------|-----------|------------|------------------|--------------|---------------------|-----------------------|--------------------|---------------------|--------------|----------------|--------------------|----------|--------------|
| OUT                | OUT                    | OUT       | OUT        | OUT              | OUT          | OUT                 | OUT                   | OUT                | OUT                 | OUT          | OUT            | OUT                | OUT      | OUT          |
| Driver door sensor | Passengers door sensor | Trunk lid | Hood sense | Original alarm++ | Arming state | Lock factory remote | Unlock factory remote | Any button pressed | Handbrake / Parking | Speed 10kmph | Engine running | Engine speed (RPM) | Ignition | Key inserted |
| 1                  | 2                      | 3         | 4          | 5                | 6            | 7                   | 8                     | 9                  | 10                  | 11           | 12             | 13                 | 14       | 15           |
| +                  | +                      | +         | +          | +                | +            | +                   | +                     | +                  | +                   | +            | +              | +                  | +        | +            |

| connector 10 pin |                           |                     |                    |                     |               |                   |                   |     |          |
|------------------|---------------------------|---------------------|--------------------|---------------------|---------------|-------------------|-------------------|-----|----------|
| OUT              | IN                        | IN                  | IN                 | IN                  | IN            | IN                | IN                | IN  | IN       |
| Footbrake        | Drivers door opening sim. | Turn off the engine | Turn on the engine | Turn signal control | Trunk release | Opening all doors | Closing all doors | GND | PWR +12V |
| 1                | 2                         | 3                   | 4                  | 5                   | 6             | 7                 | 8                 | 9   | 10       |
| +                | +                         | +                   | +                  | +                   | +             | +                 | +                 | +   | +        |

|                         |                              |                 |
|-------------------------|------------------------------|-----------------|
| Contr. of factory alarm | Contr.c.lock. when ign.is on | Comfort closure |
| +                       | +                            | +               |

Attention:

Switches

| TOYOTA BZ4X (Electric) |        |        |        |        |        |       |       |       |       | year: 2023 →       |                        |           |            |                  |              |                     |                       |                    |                     | with Keyless System |                |                    |          |              |           |                           |                     |                    |                     | program No: 14414 |                   |                   |     |          |   |   |   |   |  | from: 2022-11-04 |  |  |  |  |  |  |  |  |  |
|------------------------|--------|--------|--------|--------|--------|-------|-------|-------|-------|--------------------|------------------------|-----------|------------|------------------|--------------|---------------------|-----------------------|--------------------|---------------------|---------------------|----------------|--------------------|----------|--------------|-----------|---------------------------|---------------------|--------------------|---------------------|-------------------|-------------------|-------------------|-----|----------|---|---|---|---|--|------------------|--|--|--|--|--|--|--|--|--|
| connector 8 pin        |        |        |        |        |        |       |       |       |       | connector 15 pin   |                        |           |            |                  |              |                     |                       |                    |                     | connector 10 pin    |                |                    |          |              |           |                           |                     |                    |                     |                   |                   |                   |     |          |   |   |   |   |  |                  |  |  |  |  |  |  |  |  |  |
| CAN H                  | CAN L  | CAN H  | CAN L  | CAN H  | CAN L  | CAN H | CAN L | OUT + | OUT - | OUT                | OUT                    | OUT       | OUT        | OUT              | OUT          | OUT                 | OUT                   | OUT                | OUT                 | OUT                 | IN             | IN                 | IN       | IN           | IN        | IN                        | IN                  | IN                 | IN                  |                   |                   |                   |     |          |   |   |   |   |  |                  |  |  |  |  |  |  |  |  |  |
| CAN1-H                 | CAN1-L | CAN2-H | CAN2-L | CAN3-H | CAN3-L |       |       |       |       | Driver door sensor | Passengers door sensor | Trunk lid | Hood sense | Original alarm++ | Arming state | Lock factory remote | Unlock factory remote | Any button pressed | Handbrake / Parking | Speed 10kmph        | Engine running | Engine speed (RPM) | Ignition | Key inserted | Footbrake | Drivers door opening sim. | Turn off the engine | Turn on the engine | Turn signal control | Trunk release     | Opening all doors | Closing all doors | GND | PWR +12V |   |   |   |   |  |                  |  |  |  |  |  |  |  |  |  |
| 1                      | 2      | 3      | 4      | 5      | 6      |       |       |       |       | 1                  | 2                      | 3         | 4          | 5                | 6            | 7                   | 8                     | 9                  | 10                  | 11                  | 12             | 13                 | 14       | 15           | 1         | 2                         | 3                   | 4                  | 5                   | 6                 | 7                 | 8                 | 9   | 10       |   |   |   |   |  |                  |  |  |  |  |  |  |  |  |  |
| +                      | +      | +      | +      | +      | +      |       |       |       |       | +                  | +                      | +         | +          | +                | +            | +                   | +                     | +                  | +                   | +                   | +              | +                  | +        | +            | +         | +                         | +                   | +                  | +                   | +                 | +                 | +                 | +   | +        | + | + | + | + |  |                  |  |  |  |  |  |  |  |  |  |

Attention:

| TOYOTA C-HR (Hybrid) (Keyless) |        |        |        |        |        |       |       |       |       | year: 2024 →       |                        |           |            |                  |              |                     |                       |                    |                     | with Keyless System |                |                    |          |              |           |                           |                     |                    |                     | program No: 15127 |                   |                   |     |          |   |   |   |   |   | from: 2023-11-16 |  |  |  |  |  |  |  |  |  |
|--------------------------------|--------|--------|--------|--------|--------|-------|-------|-------|-------|--------------------|------------------------|-----------|------------|------------------|--------------|---------------------|-----------------------|--------------------|---------------------|---------------------|----------------|--------------------|----------|--------------|-----------|---------------------------|---------------------|--------------------|---------------------|-------------------|-------------------|-------------------|-----|----------|---|---|---|---|---|------------------|--|--|--|--|--|--|--|--|--|
| connector 8 pin                |        |        |        |        |        |       |       |       |       | connector 15 pin   |                        |           |            |                  |              |                     |                       |                    |                     | connector 10 pin    |                |                    |          |              |           |                           |                     |                    |                     |                   |                   |                   |     |          |   |   |   |   |   |                  |  |  |  |  |  |  |  |  |  |
| CAN H                          | CAN L  | CAN H  | CAN L  | CAN H  | CAN L  | CAN H | CAN L | OUT + | OUT - | OUT                | OUT                    | OUT       | OUT        | OUT              | OUT          | OUT                 | OUT                   | OUT                | OUT                 | OUT                 | IN             | IN                 | IN       | IN           | IN        | IN                        | IN                  | IN                 | IN                  |                   |                   |                   |     |          |   |   |   |   |   |                  |  |  |  |  |  |  |  |  |  |
| CAN1-H                         | CAN1-L | CAN2-H | CAN2-L | CAN3-H | CAN3-L |       |       |       |       | Driver door sensor | Passengers door sensor | Trunk lid | Hood sense | Original alarm++ | Arming state | Lock factory remote | Unlock factory remote | Any button pressed | Handbrake / Parking | Speed 10kmph        | Engine running | Engine speed (RPM) | Ignition | Key inserted | Footbrake | Drivers door opening sim. | Turn off the engine | Turn on the engine | Turn signal control | Trunk release     | Opening all doors | Closing all doors | GND | PWR +12V |   |   |   |   |   |                  |  |  |  |  |  |  |  |  |  |
| 1                              | 2      | 3      | 4      | 5      | 6      |       |       |       |       | 1                  | 2                      | 3         | 4          | 5                | 6            | 7                   | 8                     | 9                  | 10                  | 11                  | 12             | 13                 | 14       | 15           | 1         | 2                         | 3                   | 4                  | 5                   | 6                 | 7                 | 8                 | 9   | 10       |   |   |   |   |   |                  |  |  |  |  |  |  |  |  |  |
| +                              | +      | +      | +      | +      | +      |       |       |       |       | +                  | +                      | +         | +          | +                | +            | +                   | +                     | +                  | +                   | +                   | +              | +                  | +        | +            | +         | +                         | +                   | +                  | +                   | +                 | +                 | +                 | +   | +        | + | + | + | + | + |                  |  |  |  |  |  |  |  |  |  |

Attention:

| TOYOTA C-HR (Hybrid) (Plug-in) (Keyless) |        |        |        |        |        |       |       |       |       | year: 2024 →       |                        |           |            |                  |              |                     |                       |                    |                     | with Keyless System |                |                    |          |              |           |                           |                     |                    |                     | program No: 15179 |                   |                   |     |          |   |   |   |   |   | from: 2024-03-21 |  |  |  |  |  |  |  |  |  |  |
|------------------------------------------|--------|--------|--------|--------|--------|-------|-------|-------|-------|--------------------|------------------------|-----------|------------|------------------|--------------|---------------------|-----------------------|--------------------|---------------------|---------------------|----------------|--------------------|----------|--------------|-----------|---------------------------|---------------------|--------------------|---------------------|-------------------|-------------------|-------------------|-----|----------|---|---|---|---|---|------------------|--|--|--|--|--|--|--|--|--|--|
| connector 8 pin                          |        |        |        |        |        |       |       |       |       | connector 15 pin   |                        |           |            |                  |              |                     |                       |                    |                     | connector 10 pin    |                |                    |          |              |           |                           |                     |                    |                     |                   |                   |                   |     |          |   |   |   |   |   |                  |  |  |  |  |  |  |  |  |  |  |
| CAN H                                    | CAN L  | CAN H  | CAN L  | CAN H  | CAN L  | CAN H | CAN L | OUT + | OUT - | OUT                | OUT                    | OUT       | OUT        | OUT              | OUT          | OUT                 | OUT                   | OUT                | OUT                 | OUT                 | IN             | IN                 | IN       | IN           | IN        | IN                        | IN                  | IN                 | IN                  |                   |                   |                   |     |          |   |   |   |   |   |                  |  |  |  |  |  |  |  |  |  |  |
| CAN1-H                                   | CAN1-L | CAN2-H | CAN2-L | CAN3-H | CAN3-L |       |       |       |       | Driver door sensor | Passengers door sensor | Trunk lid | Hood sense | Original alarm++ | Arming state | Lock factory remote | Unlock factory remote | Any button pressed | Handbrake / Parking | Speed 10kmph        | Engine running | Engine speed (RPM) | Ignition | Key inserted | Footbrake | Drivers door opening sim. | Turn off the engine | Turn on the engine | Turn signal control | Trunk release     | Opening all doors | Closing all doors | GND | PWR +12V |   |   |   |   |   |                  |  |  |  |  |  |  |  |  |  |  |
| 1                                        | 2      | 3      | 4      | 5      | 6      |       |       |       |       | 1                  | 2                      | 3         | 4          | 5                | 6            | 7                   | 8                     | 9                  | 10                  | 11                  | 12             | 13                 | 14       | 15           | 1         | 2                         | 3                   | 4                  | 5                   | 6                 | 7                 | 8                 | 9   | 10       |   |   |   |   |   |                  |  |  |  |  |  |  |  |  |  |  |
| +                                        | +      | +      | +      | +      | +      |       |       |       |       | +                  | +                      | +         | +          | +                | +            | +                   | +                     | +                  | +                   | +                   | +              | +                  | +        | +            | +         | +                         | +                   | +                  | +                   | +                 | +                 | +                 | +   | +        | + | + | + | + | + | +                |  |  |  |  |  |  |  |  |  |  |

Attention:

| TOYOTA C-HR     |        |        |        |        |        |       |       |       |       | year: 2020 →       |                        |           |            |                  |              |                     |                       |                    |                     | with and without Keyless System |                |                    |          |              |           |                           |                     |                    |                     | program No: 13155 |                   |                   |     |          |   |   |   |   |   | from: 2023-04-18 |   |  |  |  |  |  |  |  |  |  |  |
|-----------------|--------|--------|--------|--------|--------|-------|-------|-------|-------|--------------------|------------------------|-----------|------------|------------------|--------------|---------------------|-----------------------|--------------------|---------------------|---------------------------------|----------------|--------------------|----------|--------------|-----------|---------------------------|---------------------|--------------------|---------------------|-------------------|-------------------|-------------------|-----|----------|---|---|---|---|---|------------------|---|--|--|--|--|--|--|--|--|--|--|
| connector 8 pin |        |        |        |        |        |       |       |       |       | connector 15 pin   |                        |           |            |                  |              |                     |                       |                    |                     | connector 10 pin                |                |                    |          |              |           |                           |                     |                    |                     |                   |                   |                   |     |          |   |   |   |   |   |                  |   |  |  |  |  |  |  |  |  |  |  |
| CAN H           | CAN L  | CAN H  | CAN L  | CAN H  | CAN L  | CAN H | CAN L | OUT + | OUT - | OUT                | OUT                    | OUT       | OUT        | OUT              | OUT          | OUT                 | OUT                   | OUT                | OUT                 | OUT                             | IN             | IN                 | IN       | IN           | IN        | IN                        | IN                  | IN                 | IN                  |                   |                   |                   |     |          |   |   |   |   |   |                  |   |  |  |  |  |  |  |  |  |  |  |
| CAN1-H          | CAN1-L | CAN2-H | CAN2-L | CAN3-H | CAN3-L |       |       |       |       | Driver door sensor | Passengers door sensor | Trunk lid | Hood sense | Original alarm++ | Arming state | Lock factory remote | Unlock factory remote | Any button pressed | Handbrake / Parking | Speed 10kmph                    | Engine running | Engine speed (RPM) | Ignition | Key inserted | Footbrake | Drivers door opening sim. | Turn off the engine | Turn on the engine | Turn signal control | Trunk release     | Opening all doors | Closing all doors | GND | PWR +12V |   |   |   |   |   |                  |   |  |  |  |  |  |  |  |  |  |  |
| 1               | 2      | 3      | 4      | 5      | 6      |       |       |       |       | 1                  | 2                      | 3         | 4          | 5                | 6            | 7                   | 8                     | 9                  | 10                  | 11                              | 12             | 13                 | 14       | 15           | 1         | 2                         | 3                   | 4                  | 5                   | 6                 | 7                 | 8                 | 9   | 10       |   |   |   |   |   |                  |   |  |  |  |  |  |  |  |  |  |  |
| +               | +      | +      | +      | +      | +      |       |       |       |       | +                  | +                      | +         | +          | +                | +            | +                   | +                     | +                  | +                   | +                               | +              | +                  | +        | +            | +         | +                         | +                   | +                  | +                   | +                 | +                 | +                 | +   | +        | + | + | + | + | + | +                | + |  |  |  |  |  |  |  |  |  |  |

Attention:

| TOYOTA C-HR (Hybrid) (Keyless) |        |        |        |        |        |       |       |       |       | year: 2020 →       |                        |           |            |                  |              |                     |                       |                    |                     | with Keyless System |                |                    |          |              |           |                           |                     |                    |                     | program No: 13161 |                   |                   |     |          |   |   |   |   |   | from: 2023-04-18 |   |  |  |  |  |  |  |  |  |  |  |
|--------------------------------|--------|--------|--------|--------|--------|-------|-------|-------|-------|--------------------|------------------------|-----------|------------|------------------|--------------|---------------------|-----------------------|--------------------|---------------------|---------------------|----------------|--------------------|----------|--------------|-----------|---------------------------|---------------------|--------------------|---------------------|-------------------|-------------------|-------------------|-----|----------|---|---|---|---|---|------------------|---|--|--|--|--|--|--|--|--|--|--|
| connector 8 pin                |        |        |        |        |        |       |       |       |       | connector 15 pin   |                        |           |            |                  |              |                     |                       |                    |                     | connector 10 pin    |                |                    |          |              |           |                           |                     |                    |                     |                   |                   |                   |     |          |   |   |   |   |   |                  |   |  |  |  |  |  |  |  |  |  |  |
| CAN H                          | CAN L  | CAN H  | CAN L  | CAN H  | CAN L  | CAN H | CAN L | OUT + | OUT - | OUT                | OUT                    | OUT       | OUT        | OUT              | OUT          | OUT                 | OUT                   | OUT                | OUT                 | OUT                 | IN             | IN                 | IN       | IN           | IN        | IN                        | IN                  | IN                 | IN                  |                   |                   |                   |     |          |   |   |   |   |   |                  |   |  |  |  |  |  |  |  |  |  |  |
| CAN1-H                         | CAN1-L | CAN2-H | CAN2-L | CAN3-H | CAN3-L |       |       |       |       | Driver door sensor | Passengers door sensor | Trunk lid | Hood sense | Original alarm++ | Arming state | Lock factory remote | Unlock factory remote | Any button pressed | Handbrake / Parking | Speed 10kmph        | Engine running | Engine speed (RPM) | Ignition | Key inserted | Footbrake | Drivers door opening sim. | Turn off the engine | Turn on the engine | Turn signal control | Trunk release     | Opening all doors | Closing all doors | GND | PWR +12V |   |   |   |   |   |                  |   |  |  |  |  |  |  |  |  |  |  |
| 1                              | 2      | 3      | 4      | 5      | 6      |       |       |       |       | 1                  | 2                      | 3         | 4          | 5                | 6            | 7                   | 8                     | 9                  | 10                  | 11                  | 12             | 13                 | 14       | 15           | 1         | 2                         | 3                   | 4                  | 5                   | 6                 | 7                 | 8                 | 9   | 10       |   |   |   |   |   |                  |   |  |  |  |  |  |  |  |  |  |  |
| +                              | +      | +      | +      | +      | +      |       |       |       |       | +                  | +                      | +         | +          | +                | +            | +                   | +                     | +                  | +                   | +                   | +              | +                  | +        | +            | +         | +                         | +                   | +                  | +                   | +                 | +                 | +                 | +   | +        | + | + | + | + | + | +                | + |  |  |  |  |  |  |  |  |  |  |

Attention:

**TOYOTA C-HR (Hybrid) (Keyless)**

year: 2017 →

with Keyless System

program №: 11974

from: 2023-04-18

| connector 8 pin |        |        |        |        |        |                           |                         | connector 15 pin   |                        |           |            |                  |              |                     |                       |                    |                     |              |                |                    |          |              | connector 10 pin |                           |                     |                    |                     |               |                   |                   |     |          |                         |                              |                 |    |    |   |   |   |   |   |   |   |   |   |   |   |   |   |   |
|-----------------|--------|--------|--------|--------|--------|---------------------------|-------------------------|--------------------|------------------------|-----------|------------|------------------|--------------|---------------------|-----------------------|--------------------|---------------------|--------------|----------------|--------------------|----------|--------------|------------------|---------------------------|---------------------|--------------------|---------------------|---------------|-------------------|-------------------|-----|----------|-------------------------|------------------------------|-----------------|----|----|---|---|---|---|---|---|---|---|---|---|---|---|---|---|
| CAN H           | CAN L  | CAN H  | CAN L  | CAN H  | CAN L  | OUT +                     | OUT -                   | OUT                | OUT                    | OUT       | OUT        | OUT              | OUT          | OUT                 | OUT                   | OUT                | OUT                 | OUT          | OUT            | OUT                | OUT      | OUT          | OUT              | OUT                       | IN                  | IN                 | IN                  | IN            | IN                | IN                | IN  | IN       | IN                      | IN                           | IN              | IN | IN |   |   |   |   |   |   |   |   |   |   |   |   |   |   |
| CAN1-H          | CAN1-L | CAN2-H | CAN2-L | CAN3-H | CAN3-L | Alternative blink control | Alt. contr. centr. lock | Driver door sensor | Passengers door sensor | Trunk lid | Hood sense | Original alarm++ | Arming state | Lock factory remote | Unlock factory remote | Any button pressed | Handbrake / Parking | Speed 10kmph | Engine running | Engine speed (RPM) | Ignition | Key inserted | Footbrake        | Drivers door opening sim. | Turn off the engine | Turn on the engine | Turn signal control | Trunk release | Opening all doors | Closing all doors | GND | PWR +12V | Contr. of factory alarm | Contr.c.lock, when ign.is on | Comfort closure |    |    |   |   |   |   |   |   |   |   |   |   |   |   |   |   |
| 1               | 2      | 3      | 4      | 5      | 6      | 7                         | 8                       | 1                  | 2                      | 3         | 4          | 5                | 6            | 7                   | 8                     | 9                  | 10                  | 11           | 12             | 13                 | 14       | 15           | 1                | 2                         | 3                   | 4                  | 5                   | 6             | 7                 | 8                 | 9   | 10       | +                       | +                            | +               | +  | +  | + | + | + | + | + | + | + | + | + | + | + | + | + | + |

Attention:

**TOYOTA CALYA (HRD)**

year: 2017 →

program №: 11891

from: 2023-04-18

| connector 8 pin |        |        |        |        |        |                           |                         | connector 15 pin   |                        |           |            |                  |              |                     |                       |                    |                     |              |                |                    |          |              | connector 10 pin |                           |                     |                    |                     |               |                   |                   |     |          |                         |                              |                 |    |   |   |   |   |   |   |   |   |   |   |   |   |   |   |   |   |   |
|-----------------|--------|--------|--------|--------|--------|---------------------------|-------------------------|--------------------|------------------------|-----------|------------|------------------|--------------|---------------------|-----------------------|--------------------|---------------------|--------------|----------------|--------------------|----------|--------------|------------------|---------------------------|---------------------|--------------------|---------------------|---------------|-------------------|-------------------|-----|----------|-------------------------|------------------------------|-----------------|----|---|---|---|---|---|---|---|---|---|---|---|---|---|---|---|---|---|
| CAN H           | CAN L  | CAN H  | CAN L  | CAN H  | CAN L  | OUT +                     | OUT -                   | OUT                | OUT                    | OUT       | OUT        | OUT              | OUT          | OUT                 | OUT                   | OUT                | OUT                 | OUT          | OUT            | OUT                | OUT      | OUT          | OUT              | OUT                       | IN                  | IN                 | IN                  | IN            | IN                | IN                | IN  | IN       | IN                      | IN                           | IN              | IN |   |   |   |   |   |   |   |   |   |   |   |   |   |   |   |   |   |
| CAN1-H          | CAN1-L | CAN2-H | CAN2-L | CAN3-H | CAN3-L | Alternative blink control | Alt. contr. centr. lock | Driver door sensor | Passengers door sensor | Trunk lid | Hood sense | Original alarm++ | Arming state | Lock factory remote | Unlock factory remote | Any button pressed | Handbrake / Parking | Speed 10kmph | Engine running | Engine speed (RPM) | Ignition | Key inserted | Footbrake        | Drivers door opening sim. | Turn off the engine | Turn on the engine | Turn signal control | Trunk release | Opening all doors | Closing all doors | GND | PWR +12V | Contr. of factory alarm | Contr.c.lock, when ign.is on | Comfort closure |    |   |   |   |   |   |   |   |   |   |   |   |   |   |   |   |   |   |
| 1               | 2      | 3      | 4      | 5      | 6      | 7                         | 8                       | 1                  | 2                      | 3         | 4          | 5                | 6            | 7                   | 8                     | 9                  | 10                  | 11           | 12             | 13                 | 14       | 15           | 1                | 2                         | 3                   | 4                  | 5                   | 6             | 7                 | 8                 | 9   | 10       | +                       | +                            | +               | +  | + | + | + | + | + | + | + | + | + | + | + | + | + | + | + | + | + |

Attention:

**TOYOTA CAMRY (RHD)**

year: 2017 →

without Keyless System

program №: 12516

from: 2018-10-09

| connector 8 pin |        |        |        |        |        |                           |                         | connector 15 pin   |                        |           |            |                  |              |                     |                       |                    |                     |              |                |                    |          |              | connector 10 pin |                           |                     |                    |                     |               |                   |                   |     |          |                         |                              |                 |    |   |   |   |   |   |   |   |   |   |   |   |   |   |   |   |   |   |   |
|-----------------|--------|--------|--------|--------|--------|---------------------------|-------------------------|--------------------|------------------------|-----------|------------|------------------|--------------|---------------------|-----------------------|--------------------|---------------------|--------------|----------------|--------------------|----------|--------------|------------------|---------------------------|---------------------|--------------------|---------------------|---------------|-------------------|-------------------|-----|----------|-------------------------|------------------------------|-----------------|----|---|---|---|---|---|---|---|---|---|---|---|---|---|---|---|---|---|---|
| CAN H           | CAN L  | CAN H  | CAN L  | CAN H  | CAN L  | OUT +                     | OUT -                   | OUT                | OUT                    | OUT       | OUT        | OUT              | OUT          | OUT                 | OUT                   | OUT                | OUT                 | OUT          | OUT            | OUT                | OUT      | OUT          | OUT              | OUT                       | IN                  | IN                 | IN                  | IN            | IN                | IN                | IN  | IN       | IN                      | IN                           | IN              | IN |   |   |   |   |   |   |   |   |   |   |   |   |   |   |   |   |   |   |
| CAN1-H          | CAN1-L | CAN2-H | CAN2-L | CAN3-H | CAN3-L | Alternative blink control | Alt. contr. centr. lock | Driver door sensor | Passengers door sensor | Trunk lid | Hood sense | Original alarm++ | Arming state | Lock factory remote | Unlock factory remote | Any button pressed | Handbrake / Parking | Speed 10kmph | Engine running | Engine speed (RPM) | Ignition | Key inserted | Footbrake        | Drivers door opening sim. | Turn off the engine | Turn on the engine | Turn signal control | Trunk release | Opening all doors | Closing all doors | GND | PWR +12V | Contr. of factory alarm | Contr.c.lock, when ign.is on | Comfort closure |    |   |   |   |   |   |   |   |   |   |   |   |   |   |   |   |   |   |   |
| 1               | 2      | 3      | 4      | 5      | 6      | 7                         | 8                       | 1                  | 2                      | 3         | 4          | 5                | 6            | 7                   | 8                     | 9                  | 10                  | 11           | 12             | 13                 | 14       | 15           | 1                | 2                         | 3                   | 4                  | 5                   | 6             | 7                 | 8                 | 9   | 10       | +                       | +                            | +               | +  | + | + | + | + | + | + | + | + | + | + | + | + | + | + | + | + | + | + |

Attention:

**TOYOTA CAMRY (Hybrid) (Keyless)**

year: 2021 →

with Keyless System

program №: 13788

from: 2023-04-18

| connector 8 pin |        |        |        |        |        |                           |                         | connector 15 pin   |                        |           |            |                  |              |                     |                       |                    |                     |              |                |                    |          |              | connector 10 pin |                           |                     |                    |                     |               |                   |                   |     |          |                         |                              |                 |    |   |   |   |   |   |   |   |   |   |   |   |   |   |   |   |   |   |   |   |
|-----------------|--------|--------|--------|--------|--------|---------------------------|-------------------------|--------------------|------------------------|-----------|------------|------------------|--------------|---------------------|-----------------------|--------------------|---------------------|--------------|----------------|--------------------|----------|--------------|------------------|---------------------------|---------------------|--------------------|---------------------|---------------|-------------------|-------------------|-----|----------|-------------------------|------------------------------|-----------------|----|---|---|---|---|---|---|---|---|---|---|---|---|---|---|---|---|---|---|---|
| CAN H           | CAN L  | CAN H  | CAN L  | CAN H  | CAN L  | OUT +                     | OUT -                   | OUT                | OUT                    | OUT       | OUT        | OUT              | OUT          | OUT                 | OUT                   | OUT                | OUT                 | OUT          | OUT            | OUT                | OUT      | OUT          | OUT              | OUT                       | IN                  | IN                 | IN                  | IN            | IN                | IN                | IN  | IN       | IN                      | IN                           | IN              | IN |   |   |   |   |   |   |   |   |   |   |   |   |   |   |   |   |   |   |   |
| CAN1-H          | CAN1-L | CAN2-H | CAN2-L | CAN3-H | CAN3-L | Alternative blink control | Alt. contr. centr. lock | Driver door sensor | Passengers door sensor | Trunk lid | Hood sense | Original alarm++ | Arming state | Lock factory remote | Unlock factory remote | Any button pressed | Handbrake / Parking | Speed 10kmph | Engine running | Engine speed (RPM) | Ignition | Key inserted | Footbrake        | Drivers door opening sim. | Turn off the engine | Turn on the engine | Turn signal control | Trunk release | Opening all doors | Closing all doors | GND | PWR +12V | Contr. of factory alarm | Contr.c.lock, when ign.is on | Comfort closure |    |   |   |   |   |   |   |   |   |   |   |   |   |   |   |   |   |   |   |   |
| 1               | 2      | 3      | 4      | 5      | 6      | 7                         | 8                       | 1                  | 2                      | 3         | 4          | 5                | 6            | 7                   | 8                     | 9                  | 10                  | 11           | 12             | 13                 | 14       | 15           | 1                | 2                         | 3                   | 4                  | 5                   | 6             | 7                 | 8                 | 9   | 10       | +                       | +                            | +               | +  | + | + | + | + | + | + | + | + | + | + | + | + | + | + | + | + | + | + | + |

Attention:

**TOYOTA CAMRY (Hybrid) (Keyless)**

year: 2019 →

with Keyless System

program №: 12973

from: 2023-04-18

| connector 8 pin |        |        |        |        |        |                           |                         | connector 15 pin   |                        |           |            |                  |              |                     |                       |                    |                     |              |                |                    |          |              | connector 10 pin |                           |                     |                    |                     |               |                   |                   |     |          |                         |                              |                 |    |   |   |   |   |   |   |   |   |   |   |   |   |   |   |   |   |   |   |   |   |
|-----------------|--------|--------|--------|--------|--------|---------------------------|-------------------------|--------------------|------------------------|-----------|------------|------------------|--------------|---------------------|-----------------------|--------------------|---------------------|--------------|----------------|--------------------|----------|--------------|------------------|---------------------------|---------------------|--------------------|---------------------|---------------|-------------------|-------------------|-----|----------|-------------------------|------------------------------|-----------------|----|---|---|---|---|---|---|---|---|---|---|---|---|---|---|---|---|---|---|---|---|
| CAN H           | CAN L  | CAN H  | CAN L  | CAN H  | CAN L  | OUT +                     | OUT -                   | OUT                | OUT                    | OUT       | OUT        | OUT              | OUT          | OUT                 | OUT                   | OUT                | OUT                 | OUT          | OUT            | OUT                | OUT      | OUT          | OUT              | OUT                       | IN                  | IN                 | IN                  | IN            | IN                | IN                | IN  | IN       | IN                      | IN                           | IN              | IN |   |   |   |   |   |   |   |   |   |   |   |   |   |   |   |   |   |   |   |   |
| CAN1-H          | CAN1-L | CAN2-H | CAN2-L | CAN3-H | CAN3-L | Alternative blink control | Alt. contr. centr. lock | Driver door sensor | Passengers door sensor | Trunk lid | Hood sense | Original alarm++ | Arming state | Lock factory remote | Unlock factory remote | Any button pressed | Handbrake / Parking | Speed 10kmph | Engine running | Engine speed (RPM) | Ignition | Key inserted | Footbrake        | Drivers door opening sim. | Turn off the engine | Turn on the engine | Turn signal control | Trunk release | Opening all doors | Closing all doors | GND | PWR +12V | Contr. of factory alarm | Contr.c.lock, when ign.is on | Comfort closure |    |   |   |   |   |   |   |   |   |   |   |   |   |   |   |   |   |   |   |   |   |
| 1               | 2      | 3      | 4      | 5      | 6      | 7                         | 8                       | 1                  | 2                      | 3         | 4          | 5                | 6            | 7                   | 8                     | 9                  | 10                  | 11           | 12             | 13                 | 14       | 15           | 1                | 2                         | 3                   | 4                  | 5                   | 6             | 7                 | 8                 | 9   | 10       | +                       | +                            | +               | +  | + | + | + | + | + | + | + | + | + | + | + | + | + | + | + | + | + | + | + | + |

Attention:





| TOYOTA CAMRY    |        |        |        |        |        |                           |                         | year: 2007 →       | with and without Keyless System | program №: 12222 | from: 2018-02-21 |                  |              |                     |                       |                    |                     |              |                |                    |          |              |           |                           |                     |                    |                     |               |                   |                   |     |          |                         |                              |                 |  |  |  |  |  |  |  |
|-----------------|--------|--------|--------|--------|--------|---------------------------|-------------------------|--------------------|---------------------------------|------------------|------------------|------------------|--------------|---------------------|-----------------------|--------------------|---------------------|--------------|----------------|--------------------|----------|--------------|-----------|---------------------------|---------------------|--------------------|---------------------|---------------|-------------------|-------------------|-----|----------|-------------------------|------------------------------|-----------------|--|--|--|--|--|--|--|
| connector 8 pin |        |        |        |        |        |                           |                         | connector 15 pin   |                                 |                  |                  |                  |              |                     | connector 10 pin      |                    |                     |              |                |                    |          |              |           |                           |                     |                    |                     |               |                   |                   |     |          |                         |                              |                 |  |  |  |  |  |  |  |
| CAN H           | CAN L  | CAN H  | CAN L  | CAN H  | CAN L  | OUT +                     | OUT -                   | OUT                | OUT                             | OUT              | OUT              | OUT              | OUT          | OUT                 | OUT                   | OUT                | OUT                 | OUT          | IN             | IN                 | IN       |              |           |                           |                     |                    |                     |               |                   |                   |     |          |                         |                              |                 |  |  |  |  |  |  |  |
| CAN1-H          | CAN1-L | CAN2-H | CAN2-L | CAN3-H | CAN3-L | Alternative blink control | Alt. contr. centr. lock | Driver door sensor | Passengers door sensor          | Trunk lid        | Hood sense       | Original alarm++ | Arming state | Lock factory remote | Unlock factory remote | Any button pressed | Handbrake / Parking | Speed 10kmph | Engine running | Engine speed (RPM) | Ignition | Key inserted | Footbrake | Drivers door opening sim. | Turn off the engine | Turn on the engine | Turn signal control | Trunk release | Opening all doors | Closing all doors | GND | PWR +12V | Contr. of factory alarm | Contr.c.lock, when ign.is on | Comfort closure |  |  |  |  |  |  |  |
| 1               | 2      | 3      | 4      | 5      | 6      | 7                         | 8                       | 1                  | 2                               | 3                | 4                | 5                | 6            | 7                   | 8                     | 9                  | 10                  | 11           | 12             | 13                 | 14       | 15           | 1         | 2                         | 3                   | 4                  | 5                   | 6             | 7                 | 8                 | 9   | 10       |                         |                              |                 |  |  |  |  |  |  |  |

Attention:

| TOYOTA COROLLA |  |  |  |  |  |  |  | year: 2024 → | with and without Keyless System | program №: 14819 | from: 2023-07-27 |
|----------------|--|--|--|--|--|--|--|--------------|---------------------------------|------------------|------------------|
|----------------|--|--|--|--|--|--|--|--------------|---------------------------------|------------------|------------------|

| connector 8 pin |        |        |        |        |        |                           |                         | connector 15 pin   |                        |           |            |                  |              |                     | connector 10 pin      |                    |                     |              |                |                    |          |              |           |                           |                     |                    |                     |               |                   |                   |     |          |                         |                              |                 |  |  |  |  |  |  |  |
|-----------------|--------|--------|--------|--------|--------|---------------------------|-------------------------|--------------------|------------------------|-----------|------------|------------------|--------------|---------------------|-----------------------|--------------------|---------------------|--------------|----------------|--------------------|----------|--------------|-----------|---------------------------|---------------------|--------------------|---------------------|---------------|-------------------|-------------------|-----|----------|-------------------------|------------------------------|-----------------|--|--|--|--|--|--|--|
| CAN H           | CAN L  | CAN H  | CAN L  | CAN H  | CAN L  | OUT +                     | OUT -                   | OUT                | OUT                    | OUT       | OUT        | OUT              | OUT          | OUT                 | OUT                   | OUT                | OUT                 | OUT          | IN             | IN                 | IN       |              |           |                           |                     |                    |                     |               |                   |                   |     |          |                         |                              |                 |  |  |  |  |  |  |  |
| CAN1-H          | CAN1-L | CAN2-H | CAN2-L | CAN3-H | CAN3-L | Alternative blink control | Alt. contr. centr. lock | Driver door sensor | Passengers door sensor | Trunk lid | Hood sense | Original alarm++ | Arming state | Lock factory remote | Unlock factory remote | Any button pressed | Handbrake / Parking | Speed 10kmph | Engine running | Engine speed (RPM) | Ignition | Key inserted | Footbrake | Drivers door opening sim. | Turn off the engine | Turn on the engine | Turn signal control | Trunk release | Opening all doors | Closing all doors | GND | PWR +12V | Contr. of factory alarm | Contr.c.lock, when ign.is on | Comfort closure |  |  |  |  |  |  |  |
| 1               | 2      | 3      | 4      | 5      | 6      | 7                         | 8                       | 1                  | 2                      | 3         | 4          | 5                | 6            | 7                   | 8                     | 9                  | 10                  | 11           | 12             | 13                 | 14       | 15           | 1         | 2                         | 3                   | 4                  | 5                   | 6             | 7                 | 8                 | 9   | 10       |                         |                              |                 |  |  |  |  |  |  |  |

Attention:

| TOYOTA COROLLA (Hybrid) (Keyless) |  |  |  |  |  |  |  | year: 2023 → | with Keyless System | program №: 14658 | from: 2023-03-31 |
|-----------------------------------|--|--|--|--|--|--|--|--------------|---------------------|------------------|------------------|
|-----------------------------------|--|--|--|--|--|--|--|--------------|---------------------|------------------|------------------|

| connector 8 pin |        |        |        |        |        |                           |                         | connector 15 pin   |                        |           |            |                  |              |                     | connector 10 pin      |                    |                     |              |                |                    |          |              |           |                           |                     |                    |                     |               |                   |                   |     |          |                         |                              |                 |  |  |  |  |  |  |  |
|-----------------|--------|--------|--------|--------|--------|---------------------------|-------------------------|--------------------|------------------------|-----------|------------|------------------|--------------|---------------------|-----------------------|--------------------|---------------------|--------------|----------------|--------------------|----------|--------------|-----------|---------------------------|---------------------|--------------------|---------------------|---------------|-------------------|-------------------|-----|----------|-------------------------|------------------------------|-----------------|--|--|--|--|--|--|--|
| CAN H           | CAN L  | CAN H  | CAN L  | CAN H  | CAN L  | OUT +                     | OUT -                   | OUT                | OUT                    | OUT       | OUT        | OUT              | OUT          | OUT                 | OUT                   | OUT                | OUT                 | OUT          | IN             | IN                 | IN       |              |           |                           |                     |                    |                     |               |                   |                   |     |          |                         |                              |                 |  |  |  |  |  |  |  |
| CAN1-H          | CAN1-L | CAN2-H | CAN2-L | CAN3-H | CAN3-L | Alternative blink control | Alt. contr. centr. lock | Driver door sensor | Passengers door sensor | Trunk lid | Hood sense | Original alarm++ | Arming state | Lock factory remote | Unlock factory remote | Any button pressed | Handbrake / Parking | Speed 10kmph | Engine running | Engine speed (RPM) | Ignition | Key inserted | Footbrake | Drivers door opening sim. | Turn off the engine | Turn on the engine | Turn signal control | Trunk release | Opening all doors | Closing all doors | GND | PWR +12V | Contr. of factory alarm | Contr.c.lock, when ign.is on | Comfort closure |  |  |  |  |  |  |  |
| 1               | 2      | 3      | 4      | 5      | 6      | 7                         | 8                       | 1                  | 2                      | 3         | 4          | 5                | 6            | 7                   | 8                     | 9                  | 10                  | 11           | 12             | 13                 | 14       | 15           | 1         | 2                         | 3                   | 4                  | 5                   | 6             | 7                 | 8                 | 9   | 10       |                         |                              |                 |  |  |  |  |  |  |  |

Attention:

| TOYOTA COROLLA (Regular-key) |  |  |  |  |  |  |  | year: 2023 → | without Keyless System | program №: 14675 | from: 2023-04-14 |
|------------------------------|--|--|--|--|--|--|--|--------------|------------------------|------------------|------------------|
|------------------------------|--|--|--|--|--|--|--|--------------|------------------------|------------------|------------------|

| connector 8 pin |        |        |        |        |        |                           |                         | connector 15 pin   |                        |           |            |                  |              |                     | connector 10 pin      |                    |                     |              |                |                    |          |              |           |                           |                     |                    |                     |               |                   |                   |     |          |                         |                              |                 |  |  |  |  |  |  |  |
|-----------------|--------|--------|--------|--------|--------|---------------------------|-------------------------|--------------------|------------------------|-----------|------------|------------------|--------------|---------------------|-----------------------|--------------------|---------------------|--------------|----------------|--------------------|----------|--------------|-----------|---------------------------|---------------------|--------------------|---------------------|---------------|-------------------|-------------------|-----|----------|-------------------------|------------------------------|-----------------|--|--|--|--|--|--|--|
| CAN H           | CAN L  | CAN H  | CAN L  | CAN H  | CAN L  | OUT +                     | OUT -                   | OUT                | OUT                    | OUT       | OUT        | OUT              | OUT          | OUT                 | OUT                   | OUT                | OUT                 | OUT          | IN             | IN                 | IN       |              |           |                           |                     |                    |                     |               |                   |                   |     |          |                         |                              |                 |  |  |  |  |  |  |  |
| CAN1-H          | CAN1-L | CAN2-H | CAN2-L | CAN3-H | CAN3-L | Alternative blink control | Alt. contr. centr. lock | Driver door sensor | Passengers door sensor | Trunk lid | Hood sense | Original alarm++ | Arming state | Lock factory remote | Unlock factory remote | Any button pressed | Handbrake / Parking | Speed 10kmph | Engine running | Engine speed (RPM) | Ignition | Key inserted | Footbrake | Drivers door opening sim. | Turn off the engine | Turn on the engine | Turn signal control | Trunk release | Opening all doors | Closing all doors | GND | PWR +12V | Contr. of factory alarm | Contr.c.lock, when ign.is on | Comfort closure |  |  |  |  |  |  |  |
| 1               | 2      | 3      | 4      | 5      | 6      | 7                         | 8                       | 1                  | 2                      | 3         | 4          | 5                | 6            | 7                   | 8                     | 9                  | 10                  | 11           | 12             | 13                 | 14       | 15           | 1         | 2                         | 3                   | 4                  | 5                   | 6             | 7                 | 8                 | 9   | 10       |                         |                              |                 |  |  |  |  |  |  |  |

Attention:

| TOYOTA COROLLA (Hybrid) (Keyless) |  |  |  |  |  |  |  | year: 2019 → | with Keyless System | program №: 12933 | from: 2023-04-18 |
|-----------------------------------|--|--|--|--|--|--|--|--------------|---------------------|------------------|------------------|
|-----------------------------------|--|--|--|--|--|--|--|--------------|---------------------|------------------|------------------|

| connector 8 pin |        |        |        |        |        |                           |                         | connector 15 pin   |                        |           |            |                  |              |                     | connector 10 pin      |                    |                     |              |                |                    |          |              |           |                           |                     |                    |                     |               |                   |                   |     |          |                         |                              |                 |  |  |  |  |  |  |  |
|-----------------|--------|--------|--------|--------|--------|---------------------------|-------------------------|--------------------|------------------------|-----------|------------|------------------|--------------|---------------------|-----------------------|--------------------|---------------------|--------------|----------------|--------------------|----------|--------------|-----------|---------------------------|---------------------|--------------------|---------------------|---------------|-------------------|-------------------|-----|----------|-------------------------|------------------------------|-----------------|--|--|--|--|--|--|--|
| CAN H           | CAN L  | CAN H  | CAN L  | CAN H  | CAN L  | OUT +                     | OUT -                   | OUT                | OUT                    | OUT       | OUT        | OUT              | OUT          | OUT                 | OUT                   | OUT                | OUT                 | OUT          | IN             | IN                 | IN       |              |           |                           |                     |                    |                     |               |                   |                   |     |          |                         |                              |                 |  |  |  |  |  |  |  |
| CAN1-H          | CAN1-L | CAN2-H | CAN2-L | CAN3-H | CAN3-L | Alternative blink control | Alt. contr. centr. lock | Driver door sensor | Passengers door sensor | Trunk lid | Hood sense | Original alarm++ | Arming state | Lock factory remote | Unlock factory remote | Any button pressed | Handbrake / Parking | Speed 10kmph | Engine running | Engine speed (RPM) | Ignition | Key inserted | Footbrake | Drivers door opening sim. | Turn off the engine | Turn on the engine | Turn signal control | Trunk release | Opening all doors | Closing all doors | GND | PWR +12V | Contr. of factory alarm | Contr.c.lock, when ign.is on | Comfort closure |  |  |  |  |  |  |  |
| 1               | 2      | 3      | 4      | 5      | 6      | 7                         | 8                       | 1                  | 2                      | 3         | 4          | 5                | 6            | 7                   | 8                     | 9                  | 10                  | 11           | 12             | 13                 | 14       | 15           | 1         | 2                         | 3                   | 4                  | 5                   | 6             | 7                 | 8                 | 9   | 10       |                         |                              |                 |  |  |  |  |  |  |  |

Attention:

Switches



**TOYOTA COROLLA ALTIS (RHD)**

year: 2014 →

with and without Keyless System

program №: 12536

from: 2021-09-29

| connector 8 pin |        |        |        |        |        |                           |                         |
|-----------------|--------|--------|--------|--------|--------|---------------------------|-------------------------|
| CAN H           | CAN L  | CAN H  | CAN L  | CAN H  | CAN L  | OUT +                     | OUT -                   |
| CAN1-H          | CAN1-L | CAN2-H | CAN2-L | CAN3-H | CAN3-L | Alternative blink control | Alt. contr. centr. lock |
| 1               | 2      | 3      | 4      | 5      | 6      | 7                         | 8                       |
| +               | +      | +      | +      | +      | +      | +                         | +                       |

Attention:

| connector 15 pin   |                        |           |            |                  |              |                     |                       |                    |                     |              |                |                    |          |              |
|--------------------|------------------------|-----------|------------|------------------|--------------|---------------------|-----------------------|--------------------|---------------------|--------------|----------------|--------------------|----------|--------------|
| OUT                | OUT                    | OUT       | OUT        | OUT              | OUT          | OUT                 | OUT                   | OUT                | OUT                 | OUT          | OUT            | OUT                | OUT      | OUT          |
| Driver door sensor | Passengers door sensor | Trunk lid | Hood sense | Original alarm++ | Arming state | Lock factory remote | Unlock factory remote | Any button pressed | Handbrake / Parking | Speed 10kmph | Engine running | Engine speed (RPM) | Ignition | Key inserted |
| 1                  | 2                      | 3         | 4          | 5                | 6            | 7                   | 8                     | 9                  | 10                  | 11           | 12             | 13                 | 14       | 15           |
| +                  | +                      | +         | +          | +                | +            | +                   | +                     | +                  | +                   | +            | +              | +                  | +        | +            |

| connector 10 pin |                           |                     |                    |                     |               |                   |                   |     |          |
|------------------|---------------------------|---------------------|--------------------|---------------------|---------------|-------------------|-------------------|-----|----------|
| OUT              | IN                        | IN                  | IN                 | IN                  | IN            | IN                | IN                | IN  | IN       |
| Footbrake        | Drivers door opening sim. | Turn off the engine | Turn on the engine | Turn signal control | Trunk release | Opening all doors | Closing all doors | GND | PWR +12V |
| 1                | 2                         | 3                   | 4                  | 5                   | 6             | 7                 | 8                 | 9   | 10       |
| +                | +                         | +                   | +                  | +                   | +             | +                 | +                 | +   | +        |

|                              |
|------------------------------|
| Contr. of factory alarm      |
| Contr.c.lock, when ign.is on |
| Comfort closure              |

**TOYOTA COROLLA CROSS (Hybrid) (Keyless)**

year: 2023 →

with Keyless System

program №: 14421

from: 2023-04-18

| connector 8 pin |        |        |        |        |        |                           |                         |
|-----------------|--------|--------|--------|--------|--------|---------------------------|-------------------------|
| CAN H           | CAN L  | CAN H  | CAN L  | CAN H  | CAN L  | OUT +                     | OUT -                   |
| CAN1-H          | CAN1-L | CAN2-H | CAN2-L | CAN3-H | CAN3-L | Alternative blink control | Alt. contr. centr. lock |
| 1               | 2      | 3      | 4      | 5      | 6      | 7                         | 8                       |
| +               | +      | +      | +      | +      | +      | +                         | +                       |

Attention:

| connector 15 pin   |                        |           |            |                  |              |                     |                       |                    |                     |              |                |                    |          |              |
|--------------------|------------------------|-----------|------------|------------------|--------------|---------------------|-----------------------|--------------------|---------------------|--------------|----------------|--------------------|----------|--------------|
| OUT                | OUT                    | OUT       | OUT        | OUT              | OUT          | OUT                 | OUT                   | OUT                | OUT                 | OUT          | OUT            | OUT                | OUT      | OUT          |
| Driver door sensor | Passengers door sensor | Trunk lid | Hood sense | Original alarm++ | Arming state | Lock factory remote | Unlock factory remote | Any button pressed | Handbrake / Parking | Speed 10kmph | Engine running | Engine speed (RPM) | Ignition | Key inserted |
| 1                  | 2                      | 3         | 4          | 5                | 6            | 7                   | 8                     | 9                  | 10                  | 11           | 12             | 13                 | 14       | 15           |
| +                  | +                      | +         | +          | +                | +            | +                   | +                     | +                  | +                   | +            | +              | +                  | +        | +            |

| connector 10 pin |                           |                     |                    |                     |               |                   |                   |     |          |
|------------------|---------------------------|---------------------|--------------------|---------------------|---------------|-------------------|-------------------|-----|----------|
| OUT              | IN                        | IN                  | IN                 | IN                  | IN            | IN                | IN                | IN  | IN       |
| Footbrake        | Drivers door opening sim. | Turn off the engine | Turn on the engine | Turn signal control | Trunk release | Opening all doors | Closing all doors | GND | PWR +12V |
| 1                | 2                         | 3                   | 4                  | 5                   | 6             | 7                 | 8                 | 9   | 10       |
| +                | +                         | +                   | +                  | +                   | +             | +                 | +                 | +   | +        |

|                              |
|------------------------------|
| Contr. of factory alarm      |
| Contr.c.lock, when ign.is on |
| Comfort closure              |

**TOYOTA FJ CRUISER**

year: 2007 →

without Keyless System

program №: 11138

from: 2017-09-01

| connector 8 pin |        |        |        |        |        |                           |                         |
|-----------------|--------|--------|--------|--------|--------|---------------------------|-------------------------|
| CAN H           | CAN L  | CAN H  | CAN L  | CAN H  | CAN L  | OUT +                     | OUT -                   |
| CAN1-H          | CAN1-L | CAN2-H | CAN2-L | CAN3-H | CAN3-L | Alternative blink control | Alt. contr. centr. lock |
| 1               | 2      | 3      | 4      | 5      | 6      | 7                         | 8                       |
| +               | +      | +      | +      | +      | +      | +                         | +                       |

Attention:

| connector 15 pin   |                        |           |            |                  |              |                     |                       |                    |                     |              |                |                    |          |              |
|--------------------|------------------------|-----------|------------|------------------|--------------|---------------------|-----------------------|--------------------|---------------------|--------------|----------------|--------------------|----------|--------------|
| OUT                | OUT                    | OUT       | OUT        | OUT              | OUT          | OUT                 | OUT                   | OUT                | OUT                 | OUT          | OUT            | OUT                | OUT      | OUT          |
| Driver door sensor | Passengers door sensor | Trunk lid | Hood sense | Original alarm++ | Arming state | Lock factory remote | Unlock factory remote | Any button pressed | Handbrake / Parking | Speed 10kmph | Engine running | Engine speed (RPM) | Ignition | Key inserted |
| 1                  | 2                      | 3         | 4          | 5                | 6            | 7                   | 8                     | 9                  | 10                  | 11           | 12             | 13                 | 14       | 15           |
| +                  | +                      | +         | +          | +                | +            | +                   | +                     | +                  | +                   | +            | +              | +                  | +        | +            |

| connector 10 pin |                           |                     |                    |                     |               |                   |                   |     |          |
|------------------|---------------------------|---------------------|--------------------|---------------------|---------------|-------------------|-------------------|-----|----------|
| OUT              | IN                        | IN                  | IN                 | IN                  | IN            | IN                | IN                | IN  | IN       |
| Footbrake        | Drivers door opening sim. | Turn off the engine | Turn on the engine | Turn signal control | Trunk release | Opening all doors | Closing all doors | GND | PWR +12V |
| 1                | 2                         | 3                   | 4                  | 5                   | 6             | 7                 | 8                 | 9   | 10       |
| +                | +                         | +                   | +                  | +                   | +             | +                 | +                 | +   | +        |

|                              |
|------------------------------|
| Contr. of factory alarm      |
| Contr.c.lock, when ign.is on |
| Comfort closure              |

**TOYOTA FORTUNER (RHD)**

year: 2015 →

without Keyless System

program №: 12166

from: 2021-09-29

| connector 8 pin |        |        |        |        |        |                           |                         |
|-----------------|--------|--------|--------|--------|--------|---------------------------|-------------------------|
| CAN H           | CAN L  | CAN H  | CAN L  | CAN H  | CAN L  | OUT +                     | OUT -                   |
| CAN1-H          | CAN1-L | CAN2-H | CAN2-L | CAN3-H | CAN3-L | Alternative blink control | Alt. contr. centr. lock |
| 1               | 2      | 3      | 4      | 5      | 6      | 7                         | 8                       |
| +               | +      | +      | +      | +      | +      | +                         | +                       |

Attention:

| connector 15 pin   |                        |           |            |                  |              |                     |                       |                    |                     |              |                |                    |          |              |
|--------------------|------------------------|-----------|------------|------------------|--------------|---------------------|-----------------------|--------------------|---------------------|--------------|----------------|--------------------|----------|--------------|
| OUT                | OUT                    | OUT       | OUT        | OUT              | OUT          | OUT                 | OUT                   | OUT                | OUT                 | OUT          | OUT            | OUT                | OUT      | OUT          |
| Driver door sensor | Passengers door sensor | Trunk lid | Hood sense | Original alarm++ | Arming state | Lock factory remote | Unlock factory remote | Any button pressed | Handbrake / Parking | Speed 10kmph | Engine running | Engine speed (RPM) | Ignition | Key inserted |
| 1                  | 2                      | 3         | 4          | 5                | 6            | 7                   | 8                     | 9                  | 10                  | 11           | 12             | 13                 | 14       | 15           |
| +                  | +                      | +         | +          | +                | +            | +                   | +                     | +                  | +                   | +            | +              | +                  | +        | +            |

| connector 10 pin |                           |                     |                    |                     |               |                   |                   |     |          |
|------------------|---------------------------|---------------------|--------------------|---------------------|---------------|-------------------|-------------------|-----|----------|
| OUT              | IN                        | IN                  | IN                 | IN                  | IN            | IN                | IN                | IN  | IN       |
| Footbrake        | Drivers door opening sim. | Turn off the engine | Turn on the engine | Turn signal control | Trunk release | Opening all doors | Closing all doors | GND | PWR +12V |
| 1                | 2                         | 3                   | 4                  | 5                   | 6             | 7                 | 8                 | 9   | 10       |
| +                | +                         | +                   | +                  | +                   | +             | +                 | +                 | +   | +        |

|                              |
|------------------------------|
| Contr. of factory alarm      |
| Contr.c.lock, when ign.is on |
| Comfort closure              |

**TOYOTA FORTUNER**

year: 2015 →

without Keyless System

program №: 12166

from: 2021-09-29

| connector 8 pin |        |        |        |        |        |                           |                         |
|-----------------|--------|--------|--------|--------|--------|---------------------------|-------------------------|
| CAN H           | CAN L  | CAN H  | CAN L  | CAN H  | CAN L  | OUT +                     | OUT -                   |
| CAN1-H          | CAN1-L | CAN2-H | CAN2-L | CAN3-H | CAN3-L | Alternative blink control | Alt. contr. centr. lock |
| 1               | 2      | 3      | 4      | 5      | 6      | 7                         | 8                       |
| +               | +      | +      | +      | +      | +      | +                         | +                       |

Attention:

| connector 15 pin   |                        |           |            |                  |              |                     |                       |                    |                     |              |                |                    |          |              |
|--------------------|------------------------|-----------|------------|------------------|--------------|---------------------|-----------------------|--------------------|---------------------|--------------|----------------|--------------------|----------|--------------|
| OUT                | OUT                    | OUT       | OUT        | OUT              | OUT          | OUT                 | OUT                   | OUT                | OUT                 | OUT          | OUT            | OUT                | OUT      | OUT          |
| Driver door sensor | Passengers door sensor | Trunk lid | Hood sense | Original alarm++ | Arming state | Lock factory remote | Unlock factory remote | Any button pressed | Handbrake / Parking | Speed 10kmph | Engine running | Engine speed (RPM) | Ignition | Key inserted |
| 1                  | 2                      | 3         | 4          | 5                | 6            | 7                   | 8                     | 9                  | 10                  | 11           | 12             | 13                 | 14       | 15           |
| +                  | +                      | +         | +          | +                | +            | +                   | +                     | +                  | +                   | +            | +              | +                  | +        | +            |

| connector 10 pin |                           |                     |                    |                     |               |                   |                   |     |          |
|------------------|---------------------------|---------------------|--------------------|---------------------|---------------|-------------------|-------------------|-----|----------|
| OUT              | IN                        | IN                  | IN                 | IN                  | IN            | IN                | IN                | IN  | IN       |
| Footbrake        | Drivers door opening sim. | Turn off the engine | Turn on the engine | Turn signal control | Trunk release | Opening all doors | Closing all doors | GND | PWR +12V |
| 1                | 2                         | 3                   | 4                  | 5                   | 6             | 7                 | 8                 | 9   | 10       |
| +                | +                         | +                   | +                  | +                   | +             | +                 | +                 | +   | +        |

|                              |
|------------------------------|
| Contr. of factory alarm      |
| Contr.c.lock, when ign.is on |
| Comfort closure              |

| TOYOTA FORTUNER (RHD) (Keyless) |        |        |        |        |        |                           |                         | year: 2015 →       | with Keyless System    | program No: 12181 | from: 2021-09-29 |                  |              |                     |                       |                    |                     |              |                |                    |          |              |           |                           |                     |                    |                     |               |                   |                   |     |          |                         |                             |                 |   |   |   |   |   |   |   |   |   |   |   |   |   |   |   |
|---------------------------------|--------|--------|--------|--------|--------|---------------------------|-------------------------|--------------------|------------------------|-------------------|------------------|------------------|--------------|---------------------|-----------------------|--------------------|---------------------|--------------|----------------|--------------------|----------|--------------|-----------|---------------------------|---------------------|--------------------|---------------------|---------------|-------------------|-------------------|-----|----------|-------------------------|-----------------------------|-----------------|---|---|---|---|---|---|---|---|---|---|---|---|---|---|---|
| CAN H                           | CAN L  | CAN H  | CAN L  | CAN H  | CAN L  | OUT +                     | OUT -                   | connector 8 pin    |                        |                   |                  |                  |              | connector 15 pin    | connector 10 pin      |                    |                     |              |                |                    |          |              |           |                           |                     |                    |                     |               |                   |                   |     |          |                         |                             |                 |   |   |   |   |   |   |   |   |   |   |   |   |   |   |   |
| CAN1-H                          | CAN1-L | CAN2-H | CAN2-L | CAN3-H | CAN3-L | Alternative blink control | Alt. contr. centr. lock | Driver door sensor | Passengers door sensor | Trunk lid         | Hood sense       | Original alarm++ | Arming state | Lock factory remote | Unlock factory remote | Any button pressed | Handbrake / Parking | Speed 10kmph | Engine running | Engine speed (RPM) | Ignition | Key inserted | Footbrake | Drivers door opening sim. | Turn off the engine | Turn on the engine | Turn signal control | Trunk release | Opening all doors | Closing all doors | GND | PWR +12V | Contr. of factory alarm | Contr.c.lock when ign.is on | Comfort closure |   |   |   |   |   |   |   |   |   |   |   |   |   |   |   |
| 1                               | 2      | 3      | 4      | 5      | 6      | 7                         | 8                       | 1                  | 2                      | 3                 | 4                | 5                | 6            | 7                   | 8                     | 9                  | 10                  | 11           | 12             | 13                 | 14       | 15           | 1         | 2                         | 3                   | 4                  | 5                   | 6             | 7                 | 8                 | 9   | 10       | +                       | +                           | +               | + | + | + | + | + | + | + | + | + | + | + | + | + | + | + |

Attention:

Switches

| TOYOTA FORTUNER (Keyless) |        |        |        |        |        |                           |                         | year: 2015 →       | with Keyless System    | program No: 12181 | from: 2021-09-29 |                  |              |                     |                       |                    |                     |              |                |                    |          |              |           |                           |                     |                    |                     |               |                   |                   |     |          |                         |                             |                 |   |   |   |   |   |   |   |   |   |   |   |   |   |   |   |   |
|---------------------------|--------|--------|--------|--------|--------|---------------------------|-------------------------|--------------------|------------------------|-------------------|------------------|------------------|--------------|---------------------|-----------------------|--------------------|---------------------|--------------|----------------|--------------------|----------|--------------|-----------|---------------------------|---------------------|--------------------|---------------------|---------------|-------------------|-------------------|-----|----------|-------------------------|-----------------------------|-----------------|---|---|---|---|---|---|---|---|---|---|---|---|---|---|---|---|
| CAN H                     | CAN L  | CAN H  | CAN L  | CAN H  | CAN L  | OUT +                     | OUT -                   | connector 8 pin    |                        |                   |                  |                  |              | connector 15 pin    | connector 10 pin      |                    |                     |              |                |                    |          |              |           |                           |                     |                    |                     |               |                   |                   |     |          |                         |                             |                 |   |   |   |   |   |   |   |   |   |   |   |   |   |   |   |   |
| CAN1-H                    | CAN1-L | CAN2-H | CAN2-L | CAN3-H | CAN3-L | Alternative blink control | Alt. contr. centr. lock | Driver door sensor | Passengers door sensor | Trunk lid         | Hood sense       | Original alarm++ | Arming state | Lock factory remote | Unlock factory remote | Any button pressed | Handbrake / Parking | Speed 10kmph | Engine running | Engine speed (RPM) | Ignition | Key inserted | Footbrake | Drivers door opening sim. | Turn off the engine | Turn on the engine | Turn signal control | Trunk release | Opening all doors | Closing all doors | GND | PWR +12V | Contr. of factory alarm | Contr.c.lock when ign.is on | Comfort closure |   |   |   |   |   |   |   |   |   |   |   |   |   |   |   |   |
| 1                         | 2      | 3      | 4      | 5      | 6      | 7                         | 8                       | 1                  | 2                      | 3                 | 4                | 5                | 6            | 7                   | 8                     | 9                  | 10                  | 11           | 12             | 13                 | 14       | 15           | 1         | 2                         | 3                   | 4                  | 5                   | 6             | 7                 | 8                 | 9   | 10       | +                       | +                           | +               | + | + | + | + | + | + | + | + | + | + | + | + | + | + | + | + |

Attention:

Switches

| TOYOTA GR YARIS (Start-button) (Keyless) |        |        |        |        |        |                           |                         | year: 2021 →       | with Keyless System    | program No: 13773 | from: 2022-04-25 |                  |              |                     |                       |                    |                     |              |                |                    |          |              |           |                           |                     |                    |                     |               |                   |                   |     |          |                         |                             |                 |   |   |   |   |   |   |   |   |   |   |   |   |   |   |   |   |   |
|------------------------------------------|--------|--------|--------|--------|--------|---------------------------|-------------------------|--------------------|------------------------|-------------------|------------------|------------------|--------------|---------------------|-----------------------|--------------------|---------------------|--------------|----------------|--------------------|----------|--------------|-----------|---------------------------|---------------------|--------------------|---------------------|---------------|-------------------|-------------------|-----|----------|-------------------------|-----------------------------|-----------------|---|---|---|---|---|---|---|---|---|---|---|---|---|---|---|---|---|
| CAN H                                    | CAN L  | CAN H  | CAN L  | CAN H  | CAN L  | OUT +                     | OUT -                   | connector 8 pin    |                        |                   |                  |                  |              | connector 15 pin    | connector 10 pin      |                    |                     |              |                |                    |          |              |           |                           |                     |                    |                     |               |                   |                   |     |          |                         |                             |                 |   |   |   |   |   |   |   |   |   |   |   |   |   |   |   |   |   |
| CAN1-H                                   | CAN1-L | CAN2-H | CAN2-L | CAN3-H | CAN3-L | Alternative blink control | Alt. contr. centr. lock | Driver door sensor | Passengers door sensor | Trunk lid         | Hood sense       | Original alarm++ | Arming state | Lock factory remote | Unlock factory remote | Any button pressed | Handbrake / Parking | Speed 10kmph | Engine running | Engine speed (RPM) | Ignition | Key inserted | Footbrake | Drivers door opening sim. | Turn off the engine | Turn on the engine | Turn signal control | Trunk release | Opening all doors | Closing all doors | GND | PWR +12V | Contr. of factory alarm | Contr.c.lock when ign.is on | Comfort closure |   |   |   |   |   |   |   |   |   |   |   |   |   |   |   |   |   |
| 1                                        | 2      | 3      | 4      | 5      | 6      | 7                         | 8                       | 1                  | 2                      | 3                 | 4                | 5                | 6            | 7                   | 8                     | 9                  | 10                  | 11           | 12             | 13                 | 14       | 15           | 1         | 2                         | 3                   | 4                  | 5                   | 6             | 7                 | 8                 | 9   | 10       | +                       | +                           | +               | + | + | + | + | + | + | + | + | + | + | + | + | + | + | + | + | + |

Attention:

Switches

| TOYOTA GR86 |        |        |        |        |        |                           |                         | year: 2021 →       | with and without Keyless System | program No: 14737 | from: 2023-06-06 |                  |              |                     |                       |                    |                     |              |                |                    |          |              |           |                           |                     |                    |                     |               |                   |                   |     |          |                         |                             |                 |   |   |   |   |   |   |   |   |   |   |   |   |   |   |   |   |   |   |
|-------------|--------|--------|--------|--------|--------|---------------------------|-------------------------|--------------------|---------------------------------|-------------------|------------------|------------------|--------------|---------------------|-----------------------|--------------------|---------------------|--------------|----------------|--------------------|----------|--------------|-----------|---------------------------|---------------------|--------------------|---------------------|---------------|-------------------|-------------------|-----|----------|-------------------------|-----------------------------|-----------------|---|---|---|---|---|---|---|---|---|---|---|---|---|---|---|---|---|---|
| CAN H       | CAN L  | CAN H  | CAN L  | CAN H  | CAN L  | OUT +                     | OUT -                   | connector 8 pin    |                                 |                   |                  |                  |              | connector 15 pin    | connector 10 pin      |                    |                     |              |                |                    |          |              |           |                           |                     |                    |                     |               |                   |                   |     |          |                         |                             |                 |   |   |   |   |   |   |   |   |   |   |   |   |   |   |   |   |   |   |
| CAN1-H      | CAN1-L | CAN2-H | CAN2-L | CAN3-H | CAN3-L | Alternative blink control | Alt. contr. centr. lock | Driver door sensor | Passengers door sensor          | Trunk lid         | Hood sense       | Original alarm++ | Arming state | Lock factory remote | Unlock factory remote | Any button pressed | Handbrake / Parking | Speed 10kmph | Engine running | Engine speed (RPM) | Ignition | Key inserted | Footbrake | Drivers door opening sim. | Turn off the engine | Turn on the engine | Turn signal control | Trunk release | Opening all doors | Closing all doors | GND | PWR +12V | Contr. of factory alarm | Contr.c.lock when ign.is on | Comfort closure |   |   |   |   |   |   |   |   |   |   |   |   |   |   |   |   |   |   |
| 1           | 2      | 3      | 4      | 5      | 6      | 7                         | 8                       | 1                  | 2                               | 3                 | 4                | 5                | 6            | 7                   | 8                     | 9                  | 10                  | 11           | 12             | 13                 | 14       | 15           | 1         | 2                         | 3                   | 4                  | 5                   | 6             | 7                 | 8                 | 9   | 10       | +                       | +                           | +               | + | + | + | + | + | + | + | + | + | + | + | + | + | + | + | + | + | + |

Attention:

Switches

| TOYOTA GT 86 |        |        |        |        |        |                           |                         | year: 2012 →       | with and without Keyless System | program No: 11392 | from: 2017-09-01 |                  |              |                     |                       |                    |                     |              |                |                    |          |              |           |                           |                     |                    |                     |               |                   |                   |     |          |                         |                             |                 |   |   |   |   |   |   |   |   |   |   |   |   |   |   |   |   |   |   |
|--------------|--------|--------|--------|--------|--------|---------------------------|-------------------------|--------------------|---------------------------------|-------------------|------------------|------------------|--------------|---------------------|-----------------------|--------------------|---------------------|--------------|----------------|--------------------|----------|--------------|-----------|---------------------------|---------------------|--------------------|---------------------|---------------|-------------------|-------------------|-----|----------|-------------------------|-----------------------------|-----------------|---|---|---|---|---|---|---|---|---|---|---|---|---|---|---|---|---|---|
| CAN H        | CAN L  | CAN H  | CAN L  | CAN H  | CAN L  | OUT +                     | OUT -                   | connector 8 pin    |                                 |                   |                  |                  |              | connector 15 pin    | connector 10 pin      |                    |                     |              |                |                    |          |              |           |                           |                     |                    |                     |               |                   |                   |     |          |                         |                             |                 |   |   |   |   |   |   |   |   |   |   |   |   |   |   |   |   |   |   |
| CAN1-H       | CAN1-L | CAN2-H | CAN2-L | CAN3-H | CAN3-L | Alternative blink control | Alt. contr. centr. lock | Driver door sensor | Passengers door sensor          | Trunk lid         | Hood sense       | Original alarm++ | Arming state | Lock factory remote | Unlock factory remote | Any button pressed | Handbrake / Parking | Speed 10kmph | Engine running | Engine speed (RPM) | Ignition | Key inserted | Footbrake | Drivers door opening sim. | Turn off the engine | Turn on the engine | Turn signal control | Trunk release | Opening all doors | Closing all doors | GND | PWR +12V | Contr. of factory alarm | Contr.c.lock when ign.is on | Comfort closure |   |   |   |   |   |   |   |   |   |   |   |   |   |   |   |   |   |   |
| 1            | 2      | 3      | 4      | 5      | 6      | 7                         | 8                       | 1                  | 2                               | 3                 | 4                | 5                | 6            | 7                   | 8                     | 9                  | 10                  | 11           | 12             | 13                 | 14       | 15           | 1         | 2                         | 3                   | 4                  | 5                   | 6             | 7                 | 8                 | 9   | 10       | +                       | +                           | +               | + | + | + | + | + | + | + | + | + | + | + | + | + | + | + | + | + | + |

Attention:

Switches

**TOYOTA HARRIER (RHD)**

year: 2013 →

with and without Keyless System

program №: 12527

from: 2018-10-30

| connector 8 pin |        |        |        |        |        |                           |                         |
|-----------------|--------|--------|--------|--------|--------|---------------------------|-------------------------|
| CAN H           | CAN L  | CAN H  | CAN L  | CAN H  | CAN L  | OUT +                     | OUT -                   |
| CAN1-H          | CAN1-L | CAN2-H | CAN2-L | CAN3-H | CAN3-L | Alternative blink control | Alt. contr. centr. lock |
| 1               | 2      | 3      | 4      | 5      | 6      | 7                         | 8                       |
| +               | +      |        |        |        |        |                           |                         |

| connector 15 pin   |                        |           |            |                  |              |                     |                       |                    |                     |              |                |                    |          |              |
|--------------------|------------------------|-----------|------------|------------------|--------------|---------------------|-----------------------|--------------------|---------------------|--------------|----------------|--------------------|----------|--------------|
| OUT                | OUT                    | OUT       | OUT        | OUT              | OUT          | OUT                 | OUT                   | OUT                | OUT                 | OUT          | OUT            | OUT                | OUT      | OUT          |
| Driver door sensor | Passengers door sensor | Trunk lid | Hood sense | Original alarm++ | Arming state | Lock factory remote | Unlock factory remote | Any button pressed | Handbrake / Parking | Speed 10kmph | Engine running | Engine speed (RPM) | Ignition | Key inserted |
| 1                  | 2                      | 3         | 4          | 5                | 6            | 7                   | 8                     | 9                  | 10                  | 11           | 12             | 13                 | 14       | 15           |
| +                  | +                      | +         | +          | +                | +            | +                   | +                     | +                  | +                   | +            | +              | +                  | +        | +            |

| connector 10 pin |                           |                     |                    |                     |               |                   |                   |     |          |
|------------------|---------------------------|---------------------|--------------------|---------------------|---------------|-------------------|-------------------|-----|----------|
| OUT              | IN                        | IN                  | IN                 | IN                  | IN            | IN                | IN                | IN  | IN       |
| Footbrake        | Drivers door opening sim. | Turn off the engine | Turn on the engine | Turn signal control | Trunk release | Opening all doors | Closing all doors | GND | PWR +12V |
| 1                | 2                         | 3                   | 4                  | 5                   | 6             | 7                 | 8                 | 9   | 10       |
| +                |                           |                     |                    | +                   | +             | +                 | +                 | +   | +        |

|                         |                              |                 |
|-------------------------|------------------------------|-----------------|
| Contr. of factory alarm | Contr.c.lock. when ign.is on | Comfort closure |
| +                       | +                            | +               |

Attention:

**TOYOTA HIACE**

year: 2020 →

with and without Keyless System

program №: 13317

from: 2021-09-29

| connector 8 pin |        |        |        |        |        |                           |                         |
|-----------------|--------|--------|--------|--------|--------|---------------------------|-------------------------|
| CAN H           | CAN L  | CAN H  | CAN L  | CAN H  | CAN L  | OUT +                     | OUT -                   |
| CAN1-H          | CAN1-L | CAN2-H | CAN2-L | CAN3-H | CAN3-L | Alternative blink control | Alt. contr. centr. lock |
| 1               | 2      | 3      | 4      | 5      | 6      | 7                         | 8                       |
| +               | +      |        |        |        |        |                           |                         |

| connector 15 pin   |                        |           |            |                  |              |                     |                       |                    |                     |              |                |                    |          |              |
|--------------------|------------------------|-----------|------------|------------------|--------------|---------------------|-----------------------|--------------------|---------------------|--------------|----------------|--------------------|----------|--------------|
| OUT                | OUT                    | OUT       | OUT        | OUT              | OUT          | OUT                 | OUT                   | OUT                | OUT                 | OUT          | OUT            | OUT                | OUT      | OUT          |
| Driver door sensor | Passengers door sensor | Trunk lid | Hood sense | Original alarm++ | Arming state | Lock factory remote | Unlock factory remote | Any button pressed | Handbrake / Parking | Speed 10kmph | Engine running | Engine speed (RPM) | Ignition | Key inserted |
| 1                  | 2                      | 3         | 4          | 5                | 6            | 7                   | 8                     | 9                  | 10                  | 11           | 12             | 13                 | 14       | 15           |
| +                  | +                      | +         | +          | +                | +            | +                   | +                     | +                  | +                   | +            | +              | +                  | +        | +            |

| connector 10 pin |                           |                     |                    |                     |               |                   |                   |     |          |
|------------------|---------------------------|---------------------|--------------------|---------------------|---------------|-------------------|-------------------|-----|----------|
| OUT              | IN                        | IN                  | IN                 | IN                  | IN            | IN                | IN                | IN  | IN       |
| Footbrake        | Drivers door opening sim. | Turn off the engine | Turn on the engine | Turn signal control | Trunk release | Opening all doors | Closing all doors | GND | PWR +12V |
| 1                | 2                         | 3                   | 4                  | 5                   | 6             | 7                 | 8                 | 9   | 10       |
| +                |                           |                     |                    | +                   | +             | +                 | +                 | +   | +        |

|                         |                              |                 |
|-------------------------|------------------------------|-----------------|
| Contr. of factory alarm | Contr.c.lock. when ign.is on | Comfort closure |
| +                       | +                            | +               |

Attention:

**TOYOTA HIACE**

year: 2006 →

with and without Keyless System

program №: 11138

from: 2017-09-01

| connector 8 pin |        |        |        |        |        |                           |                         |
|-----------------|--------|--------|--------|--------|--------|---------------------------|-------------------------|
| CAN H           | CAN L  | CAN H  | CAN L  | CAN H  | CAN L  | OUT +                     | OUT -                   |
| CAN1-H          | CAN1-L | CAN2-H | CAN2-L | CAN3-H | CAN3-L | Alternative blink control | Alt. contr. centr. lock |
| 1               | 2      | 3      | 4      | 5      | 6      | 7                         | 8                       |
| +               | +      |        |        |        |        |                           |                         |

| connector 15 pin   |                        |           |            |                  |              |                     |                       |                    |                     |              |                |                    |          |              |
|--------------------|------------------------|-----------|------------|------------------|--------------|---------------------|-----------------------|--------------------|---------------------|--------------|----------------|--------------------|----------|--------------|
| OUT                | OUT                    | OUT       | OUT        | OUT              | OUT          | OUT                 | OUT                   | OUT                | OUT                 | OUT          | OUT            | OUT                | OUT      | OUT          |
| Driver door sensor | Passengers door sensor | Trunk lid | Hood sense | Original alarm++ | Arming state | Lock factory remote | Unlock factory remote | Any button pressed | Handbrake / Parking | Speed 10kmph | Engine running | Engine speed (RPM) | Ignition | Key inserted |
| 1                  | 2                      | 3         | 4          | 5                | 6            | 7                   | 8                     | 9                  | 10                  | 11           | 12             | 13                 | 14       | 15           |
| +                  | +                      | +         | +          | +                | +            | +                   | +                     | +                  | +                   | +            | +              | +                  | +        | +            |

| connector 10 pin |                           |                     |                    |                     |               |                   |                   |     |          |
|------------------|---------------------------|---------------------|--------------------|---------------------|---------------|-------------------|-------------------|-----|----------|
| OUT              | IN                        | IN                  | IN                 | IN                  | IN            | IN                | IN                | IN  | IN       |
| Footbrake        | Drivers door opening sim. | Turn off the engine | Turn on the engine | Turn signal control | Trunk release | Opening all doors | Closing all doors | GND | PWR +12V |
| 1                | 2                         | 3                   | 4                  | 5                   | 6             | 7                 | 8                 | 9   | 10       |
| +                |                           |                     |                    | +                   | +             | +                 | +                 | +   | +        |

|                         |                              |                 |
|-------------------------|------------------------------|-----------------|
| Contr. of factory alarm | Contr.c.lock. when ign.is on | Comfort closure |
| +                       | +                            | +               |

Attention:

**TOYOTA HIGHLANDER (Hybrid) (Keyless)**

year: 2024 →

with Keyless System

program №: 15155

from: 2024-03-07

| connector 8 pin |        |        |        |        |        |                           |                         |
|-----------------|--------|--------|--------|--------|--------|---------------------------|-------------------------|
| CAN H           | CAN L  | CAN H  | CAN L  | CAN H  | CAN L  | OUT +                     | OUT -                   |
| CAN1-H          | CAN1-L | CAN2-H | CAN2-L | CAN3-H | CAN3-L | Alternative blink control | Alt. contr. centr. lock |
| 1               | 2      | 3      | 4      | 5      | 6      | 7                         | 8                       |
| +               | +      | +      |        |        |        |                           |                         |

| connector 15 pin   |                        |           |            |                  |              |                     |                       |                    |                     |              |                |                    |          |              |
|--------------------|------------------------|-----------|------------|------------------|--------------|---------------------|-----------------------|--------------------|---------------------|--------------|----------------|--------------------|----------|--------------|
| OUT                | OUT                    | OUT       | OUT        | OUT              | OUT          | OUT                 | OUT                   | OUT                | OUT                 | OUT          | OUT            | OUT                | OUT      | OUT          |
| Driver door sensor | Passengers door sensor | Trunk lid | Hood sense | Original alarm++ | Arming state | Lock factory remote | Unlock factory remote | Any button pressed | Handbrake / Parking | Speed 10kmph | Engine running | Engine speed (RPM) | Ignition | Key inserted |
| 1                  | 2                      | 3         | 4          | 5                | 6            | 7                   | 8                     | 9                  | 10                  | 11           | 12             | 13                 | 14       | 15           |
| +                  | +                      | +         | +          | +                | +            | +                   | +                     | +                  | +                   | +            | +              | +                  | +        | +            |

| connector 10 pin |                           |                     |                    |                     |               |                   |                   |     |          |
|------------------|---------------------------|---------------------|--------------------|---------------------|---------------|-------------------|-------------------|-----|----------|
| OUT              | IN                        | IN                  | IN                 | IN                  | IN            | IN                | IN                | IN  | IN       |
| Footbrake        | Drivers door opening sim. | Turn off the engine | Turn on the engine | Turn signal control | Trunk release | Opening all doors | Closing all doors | GND | PWR +12V |
| 1                | 2                         | 3                   | 4                  | 5                   | 6             | 7                 | 8                 | 9   | 10       |
| +                |                           |                     |                    | +                   | +             | +                 | +                 | +   | +        |

|                         |                              |                 |
|-------------------------|------------------------------|-----------------|
| Contr. of factory alarm | Contr.c.lock. when ign.is on | Comfort closure |
| +                       | +                            | +               |

Attention:

**TOYOTA HIGHLANDER (Hybrid) (Keyless)**

year: 2023 →

with Keyless System

program №: 15188

from: 2024-02-08

| connector 8 pin |        |        |        |        |        |                           |                         |
|-----------------|--------|--------|--------|--------|--------|---------------------------|-------------------------|
| CAN H           | CAN L  | CAN H  | CAN L  | CAN H  | CAN L  | OUT +                     | OUT -                   |
| CAN1-H          | CAN1-L | CAN2-H | CAN2-L | CAN3-H | CAN3-L | Alternative blink control | Alt. contr. centr. lock |
| 1               | 2      | 3      | 4      | 5      | 6      | 7                         | 8                       |
| +               | +      |        |        |        |        |                           |                         |

| connector 15 pin   |                        |           |            |                  |              |                     |                       |                    |                     |              |                |                    |          |              |
|--------------------|------------------------|-----------|------------|------------------|--------------|---------------------|-----------------------|--------------------|---------------------|--------------|----------------|--------------------|----------|--------------|
| OUT                | OUT                    | OUT       | OUT        | OUT              | OUT          | OUT                 | OUT                   | OUT                | OUT                 | OUT          | OUT            | OUT                | OUT      | OUT          |
| Driver door sensor | Passengers door sensor | Trunk lid | Hood sense | Original alarm++ | Arming state | Lock factory remote | Unlock factory remote | Any button pressed | Handbrake / Parking | Speed 10kmph | Engine running | Engine speed (RPM) | Ignition | Key inserted |
| 1                  | 2                      | 3         | 4          | 5                | 6            | 7                   | 8                     | 9                  | 10                  | 11           | 12             | 13                 | 14       | 15           |
| +                  | +                      | +         | +          | +                | +            | +                   | +                     | +                  | +                   | +            | +              | +                  | +        | +            |

| connector 10 pin |                           |                     |                    |                     |               |                   |                   |     |          |
|------------------|---------------------------|---------------------|--------------------|---------------------|---------------|-------------------|-------------------|-----|----------|
| OUT              | IN                        | IN                  | IN                 | IN                  | IN            | IN                | IN                | IN  | IN       |
| Footbrake        | Drivers door opening sim. | Turn off the engine | Turn on the engine | Turn signal control | Trunk release | Opening all doors | Closing all doors | GND | PWR +12V |
| 1                | 2                         | 3                   | 4                  | 5                   | 6             | 7                 | 8                 | 9   | 10       |
| +                |                           |                     |                    | +                   | +             | +                 | +                 | +   | +        |

|                         |                              |                 |
|-------------------------|------------------------------|-----------------|
| Contr. of factory alarm | Contr.c.lock. when ign.is on | Comfort closure |
| +                       | +                            | +               |

Attention:

Switches

**TOYOTA HIGHLANDER (Hybrid) (Keyless)** year: **2021** → with Keyless System program #: **13579** from: **2023-04-18**

| connector 8 pin |        |        |        |        |        |                            |                         | connector 15 pin   |                        |           |            |                  |              |                     |                       |                    |                     |              |                |                    |          |              | connector 10 pin |                           |                     |                    |                     |               |                   |                   |     |          |                         |                               |                 |    |    |    |    |    |    |   |   |   |   |   |   |   |   |   |   |   |   |   |   |
|-----------------|--------|--------|--------|--------|--------|----------------------------|-------------------------|--------------------|------------------------|-----------|------------|------------------|--------------|---------------------|-----------------------|--------------------|---------------------|--------------|----------------|--------------------|----------|--------------|------------------|---------------------------|---------------------|--------------------|---------------------|---------------|-------------------|-------------------|-----|----------|-------------------------|-------------------------------|-----------------|----|----|----|----|----|----|---|---|---|---|---|---|---|---|---|---|---|---|---|---|
| CAN H           | CAN L  | CAN H  | CAN L  | CAN H  | CAN L  | OUT +                      | OUT -                   | OUT -              | OUT -                  | OUT -     | OUT -      | OUT -            | OUT -        | OUT -               | OUT -                 | OUT -              | OUT -               | OUT -        | OUT -          | OUT -              | OUT -    | OUT -        | OUT -            | OUT -                     | OUT -               | OUT -              | OUT -               | OUT -         | OUT -             | OUT +             | IN  | IN       | IN                      | IN                            | IN              | IN | IN | IN | IN | IN | IN |   |   |   |   |   |   |   |   |   |   |   |   |   |   |
| CAN1-H          | CAN1-L | CAN2-H | CAN2-L | CAN3-H | CAN3-L | Alternative blink. control | Alt. contr. centr. lock | Driver door sensor | Passengers door sensor | Trunk lid | Hood sense | Original alarm++ | Arming state | Lock factory remote | Unlock factory remote | Any button pressed | Handbrake / Parking | Speed 10kmph | Engine running | Engine speed (RPM) | Ignition | Key inserted | Footbrake        | Drivers door opening sim. | Turn off the engine | Turn on the engine | Turn signal control | Trunk release | Opening all doors | Closing all doors | GND | PWR +12V | Contr. of factory alarm | Contr. c.lock. when ign.is on | Comfort closure |    |    |    |    |    |    |   |   |   |   |   |   |   |   |   |   |   |   |   |   |
| 1               | 2      | 3      | 4      | 5      | 6      | 7                          | 8                       | 1                  | 2                      | 3         | 4          | 5                | 6            | 7                   | 8                     | 9                  | 10                  | 11           | 12             | 13                 | 14       | 15           | 1                | 2                         | 3                   | 4                  | 5                   | 6             | 7                 | 8                 | 9   | 10       | +                       | +                             | +               | +  | +  | +  | +  | +  | +  | + | + | + | + | + | + | + | + | + | + | + | + | + | + |

Attention:

**TOYOTA HIGHLANDER** year: **2014** → with and without Keyless System program #: **11486** from: **2023-04-18**

| connector 8 pin |        |        |        |        |        |                            |                         | connector 15 pin   |                        |           |            |                  |              |                     |                       |                    |                     |              |                |                    |          |              | connector 10 pin |                           |                     |                    |                     |               |                   |                   |       |          |                         |                               |                 |    |    |    |    |    |    |    |   |   |   |   |   |   |   |   |   |   |   |   |   |
|-----------------|--------|--------|--------|--------|--------|----------------------------|-------------------------|--------------------|------------------------|-----------|------------|------------------|--------------|---------------------|-----------------------|--------------------|---------------------|--------------|----------------|--------------------|----------|--------------|------------------|---------------------------|---------------------|--------------------|---------------------|---------------|-------------------|-------------------|-------|----------|-------------------------|-------------------------------|-----------------|----|----|----|----|----|----|----|---|---|---|---|---|---|---|---|---|---|---|---|---|
| CAN H           | CAN L  | CAN H  | CAN L  | CAN H  | CAN L  | OUT +                      | OUT -                   | OUT -              | OUT -                  | OUT -     | OUT -      | OUT -            | OUT -        | OUT -               | OUT -                 | OUT -              | OUT -               | OUT -        | OUT -          | OUT -              | OUT -    | OUT -        | OUT -            | OUT -                     | OUT -               | OUT -              | OUT -               | OUT -         | OUT -             | OUT -             | OUT + | IN       | IN                      | IN                            | IN              | IN | IN | IN | IN | IN | IN | IN |   |   |   |   |   |   |   |   |   |   |   |   |   |
| CAN1-H          | CAN1-L | CAN2-H | CAN2-L | CAN3-H | CAN3-L | Alternative blink. control | Alt. contr. centr. lock | Driver door sensor | Passengers door sensor | Trunk lid | Hood sense | Original alarm++ | Arming state | Lock factory remote | Unlock factory remote | Any button pressed | Handbrake / Parking | Speed 10kmph | Engine running | Engine speed (RPM) | Ignition | Key inserted | Footbrake        | Drivers door opening sim. | Turn off the engine | Turn on the engine | Turn signal control | Trunk release | Opening all doors | Closing all doors | GND   | PWR +12V | Contr. of factory alarm | Contr. c.lock. when ign.is on | Comfort closure |    |    |    |    |    |    |    |   |   |   |   |   |   |   |   |   |   |   |   |   |
| 1               | 2      | 3      | 4      | 5      | 6      | 7                          | 8                       | 1                  | 2                      | 3         | 4          | 5                | 6            | 7                   | 8                     | 9                  | 10                  | 11           | 12             | 13                 | 14       | 15           | 1                | 2                         | 3                   | 4                  | 5                   | 6             | 7                 | 8                 | 9     | 10       | +                       | +                             | +               | +  | +  | +  | +  | +  | +  | +  | + | + | + | + | + | + | + | + | + | + | + | + | + |

Attention:

**TOYOTA HIGHLANDER** year: **2011** → with and without Keyless System program #: **11138** from: **2017-09-01**

| connector 8 pin |        |        |        |        |        |                            |                         | connector 15 pin   |                        |           |            |                  |              |                     |                       |                    |                     |              |                |                    |          |              | connector 10 pin |                           |                     |                    |                     |               |                   |                   |       |          |                         |                               |                 |    |    |    |    |    |    |    |   |   |   |   |   |   |   |   |   |   |   |   |   |
|-----------------|--------|--------|--------|--------|--------|----------------------------|-------------------------|--------------------|------------------------|-----------|------------|------------------|--------------|---------------------|-----------------------|--------------------|---------------------|--------------|----------------|--------------------|----------|--------------|------------------|---------------------------|---------------------|--------------------|---------------------|---------------|-------------------|-------------------|-------|----------|-------------------------|-------------------------------|-----------------|----|----|----|----|----|----|----|---|---|---|---|---|---|---|---|---|---|---|---|---|
| CAN H           | CAN L  | CAN H  | CAN L  | CAN H  | CAN L  | OUT +                      | OUT -                   | OUT -              | OUT -                  | OUT -     | OUT -      | OUT -            | OUT -        | OUT -               | OUT -                 | OUT -              | OUT -               | OUT -        | OUT -          | OUT -              | OUT -    | OUT -        | OUT -            | OUT -                     | OUT -               | OUT -              | OUT -               | OUT -         | OUT -             | OUT -             | OUT + | IN       | IN                      | IN                            | IN              | IN | IN | IN | IN | IN | IN | IN |   |   |   |   |   |   |   |   |   |   |   |   |   |
| CAN1-H          | CAN1-L | CAN2-H | CAN2-L | CAN3-H | CAN3-L | Alternative blink. control | Alt. contr. centr. lock | Driver door sensor | Passengers door sensor | Trunk lid | Hood sense | Original alarm++ | Arming state | Lock factory remote | Unlock factory remote | Any button pressed | Handbrake / Parking | Speed 10kmph | Engine running | Engine speed (RPM) | Ignition | Key inserted | Footbrake        | Drivers door opening sim. | Turn off the engine | Turn on the engine | Turn signal control | Trunk release | Opening all doors | Closing all doors | GND   | PWR +12V | Contr. of factory alarm | Contr. c.lock. when ign.is on | Comfort closure |    |    |    |    |    |    |    |   |   |   |   |   |   |   |   |   |   |   |   |   |
| 1               | 2      | 3      | 4      | 5      | 6      | 7                          | 8                       | 1                  | 2                      | 3         | 4          | 5                | 6            | 7                   | 8                     | 9                  | 10                  | 11           | 12             | 13                 | 14       | 15           | 1                | 2                         | 3                   | 4                  | 5                   | 6             | 7                 | 8                 | 9     | 10       | +                       | +                             | +               | +  | +  | +  | +  | +  | +  | +  | + | + | + | + | + | + | + | + | + | + | + | + | + |

Attention:

**TOYOTA HIGHLANDER** year: **2008** → with and without Keyless System program #: **11138** from: **2017-09-01**

| connector 8 pin |        |        |        |        |        |                            |                         | connector 15 pin   |                        |           |            |                  |              |                     |                       |                    |                     |              |                |                    |          |              | connector 10 pin |                           |                     |                    |                     |               |                   |                   |       |          |                         |                               |                 |    |    |    |    |    |    |    |   |   |   |   |   |   |   |   |   |   |   |   |   |
|-----------------|--------|--------|--------|--------|--------|----------------------------|-------------------------|--------------------|------------------------|-----------|------------|------------------|--------------|---------------------|-----------------------|--------------------|---------------------|--------------|----------------|--------------------|----------|--------------|------------------|---------------------------|---------------------|--------------------|---------------------|---------------|-------------------|-------------------|-------|----------|-------------------------|-------------------------------|-----------------|----|----|----|----|----|----|----|---|---|---|---|---|---|---|---|---|---|---|---|---|
| CAN H           | CAN L  | CAN H  | CAN L  | CAN H  | CAN L  | OUT +                      | OUT -                   | OUT -              | OUT -                  | OUT -     | OUT -      | OUT -            | OUT -        | OUT -               | OUT -                 | OUT -              | OUT -               | OUT -        | OUT -          | OUT -              | OUT -    | OUT -        | OUT -            | OUT -                     | OUT -               | OUT -              | OUT -               | OUT -         | OUT -             | OUT -             | OUT + | IN       | IN                      | IN                            | IN              | IN | IN | IN | IN | IN | IN | IN |   |   |   |   |   |   |   |   |   |   |   |   |   |
| CAN1-H          | CAN1-L | CAN2-H | CAN2-L | CAN3-H | CAN3-L | Alternative blink. control | Alt. contr. centr. lock | Driver door sensor | Passengers door sensor | Trunk lid | Hood sense | Original alarm++ | Arming state | Lock factory remote | Unlock factory remote | Any button pressed | Handbrake / Parking | Speed 10kmph | Engine running | Engine speed (RPM) | Ignition | Key inserted | Footbrake        | Drivers door opening sim. | Turn off the engine | Turn on the engine | Turn signal control | Trunk release | Opening all doors | Closing all doors | GND   | PWR +12V | Contr. of factory alarm | Contr. c.lock. when ign.is on | Comfort closure |    |    |    |    |    |    |    |   |   |   |   |   |   |   |   |   |   |   |   |   |
| 1               | 2      | 3      | 4      | 5      | 6      | 7                          | 8                       | 1                  | 2                      | 3         | 4          | 5                | 6            | 7                   | 8                     | 9                  | 10                  | 11           | 12             | 13                 | 14       | 15           | 1                | 2                         | 3                   | 4                  | 5                   | 6             | 7                 | 8                 | 9     | 10       | +                       | +                             | +               | +  | +  | +  | +  | +  | +  | +  | + | + | + | + | + | + | + | + | + | + | + | + | + |

Attention:

**TOYOTA HILUX (VIII) (Keyless)** year: **2021** → with Keyless System program #: **13592** from: **2023-08-09**

| connector 8 pin |        |        |        |        |        |                            |                         | connector 15 pin   |                        |           |            |                  |              |                     |                       |                    |                     |              |                |                    |          |              | connector 10 pin |                           |                     |                    |                     |               |                   |                   |       |          |                         |                               |                 |    |    |    |    |    |    |    |   |   |   |   |   |   |   |   |   |   |   |   |   |
|-----------------|--------|--------|--------|--------|--------|----------------------------|-------------------------|--------------------|------------------------|-----------|------------|------------------|--------------|---------------------|-----------------------|--------------------|---------------------|--------------|----------------|--------------------|----------|--------------|------------------|---------------------------|---------------------|--------------------|---------------------|---------------|-------------------|-------------------|-------|----------|-------------------------|-------------------------------|-----------------|----|----|----|----|----|----|----|---|---|---|---|---|---|---|---|---|---|---|---|---|
| CAN H           | CAN L  | CAN H  | CAN L  | CAN H  | CAN L  | OUT +                      | OUT -                   | OUT -              | OUT -                  | OUT -     | OUT -      | OUT -            | OUT -        | OUT -               | OUT -                 | OUT -              | OUT -               | OUT -        | OUT -          | OUT -              | OUT -    | OUT -        | OUT -            | OUT -                     | OUT -               | OUT -              | OUT -               | OUT -         | OUT -             | OUT -             | OUT + | IN       | IN                      | IN                            | IN              | IN | IN | IN | IN | IN | IN | IN |   |   |   |   |   |   |   |   |   |   |   |   |   |
| CAN1-H          | CAN1-L | CAN2-H | CAN2-L | CAN3-H | CAN3-L | Alternative blink. control | Alt. contr. centr. lock | Driver door sensor | Passengers door sensor | Trunk lid | Hood sense | Original alarm++ | Arming state | Lock factory remote | Unlock factory remote | Any button pressed | Handbrake / Parking | Speed 10kmph | Engine running | Engine speed (RPM) | Ignition | Key inserted | Footbrake        | Drivers door opening sim. | Turn off the engine | Turn on the engine | Turn signal control | Trunk release | Opening all doors | Closing all doors | GND   | PWR +12V | Contr. of factory alarm | Contr. c.lock. when ign.is on | Comfort closure |    |    |    |    |    |    |    |   |   |   |   |   |   |   |   |   |   |   |   |   |
| 1               | 2      | 3      | 4      | 5      | 6      | 7                          | 8                       | 1                  | 2                      | 3         | 4          | 5                | 6            | 7                   | 8                     | 9                  | 10                  | 11           | 12             | 13                 | 14       | 15           | 1                | 2                         | 3                   | 4                  | 5                   | 6             | 7                 | 8                 | 9     | 10       | +                       | +                             | +               | +  | +  | +  | +  | +  | +  | +  | + | + | + | + | + | + | + | + | + | + | + | + | + |

Attention:























| TOYOTA RAV4 (Regular-key) |        |        |        |        |        |       |       |                           |                         | year: 2021 →       |                        |           |            |                  |              |                     |                       |                    |                     | without Keyless System |                |                    |          |              |           |                           |                     |                    |                     | program №: 14982 |                   |                   |     |          |                         |                             |                 |     |     | from: 2023-10-18 |    |    |    |    |    |    |    |    |    |  |  |  |  |  |
|---------------------------|--------|--------|--------|--------|--------|-------|-------|---------------------------|-------------------------|--------------------|------------------------|-----------|------------|------------------|--------------|---------------------|-----------------------|--------------------|---------------------|------------------------|----------------|--------------------|----------|--------------|-----------|---------------------------|---------------------|--------------------|---------------------|------------------|-------------------|-------------------|-----|----------|-------------------------|-----------------------------|-----------------|-----|-----|------------------|----|----|----|----|----|----|----|----|----|--|--|--|--|--|
| connector 8 pin           |        |        |        |        |        |       |       |                           |                         | connector 15 pin   |                        |           |            |                  |              |                     |                       |                    |                     | connector 10 pin       |                |                    |          |              |           |                           |                     |                    |                     |                  |                   |                   |     |          |                         |                             |                 |     |     |                  |    |    |    |    |    |    |    |    |    |  |  |  |  |  |
| CAN H                     | CAN L  | CAN H  | CAN L  | CAN H  | CAN L  | CAN H | CAN L | OUT +                     | OUT -                   | OUT                | OUT                    | OUT       | OUT        | OUT              | OUT          | OUT                 | OUT                   | OUT                | OUT                 | OUT                    | IN             | IN                 | IN       | IN           | IN        | IN                        | IN                  | IN                 | IN                  | OUT              | OUT               | OUT               | OUT | OUT      | OUT                     | OUT                         | OUT             | OUT | OUT | OUT              | IN | IN | IN | IN | IN | IN | IN | IN | IN |  |  |  |  |  |
| CAN1-H                    | CAN1-L | CAN2-H | CAN2-L | CAN3-H | CAN3-L |       |       | Alternative blink control | Alt. contr. centr. lock | Driver door sensor | Passengers door sensor | Trunk lid | Hood sense | Original alarm++ | Arming state | Lock factory remote | Unlock factory remote | Any button pressed | Handbrake / Parking | Speed 10kmph           | Engine running | Engine speed (RPM) | Ignition | Key inserted | Footbrake | Drivers door opening sim. | Turn off the engine | Turn on the engine | Turn signal control | Trunk release    | Opening all doors | Closing all doors | GND | PWR +12V | Contr. of factory alarm | Contr.c.lock when ign.is on | Comfort closure |     |     |                  |    |    |    |    |    |    |    |    |    |  |  |  |  |  |
| 1                         | 2      | 3      | 4      | 5      | 6      | 7     | 8     |                           |                         | 1                  | 2                      | 3         | 4          | 5                | 6            | 7                   | 8                     | 9                  | 10                  | 11                     | 12             | 13                 | 14       | 15           | 1         | 2                         | 3                   | 4                  | 5                   | 6                | 7                 | 8                 | 9   | 10       | 1                       | 2                           | 3               | 4   | 5   | 6                | 7  | 8  | 9  | 10 |    |    |    |    |    |  |  |  |  |  |

Attention:

| TOYOTA RAV4     |        |        |        |        |        |       |       |                           |                         | year: 2019 →       |                        |           |            |                  |              |                     |                       |                    |                     | with and without Keyless System |                |                    |          |              |           |                           |                     |                    |                     | program №: 12598 |                   |                   |     |          |                         |                             |                 |     |     | from: 2023-04-18 |    |    |    |    |    |    |    |    |    |   |   |   |   |    |  |  |  |  |  |  |  |  |  |  |
|-----------------|--------|--------|--------|--------|--------|-------|-------|---------------------------|-------------------------|--------------------|------------------------|-----------|------------|------------------|--------------|---------------------|-----------------------|--------------------|---------------------|---------------------------------|----------------|--------------------|----------|--------------|-----------|---------------------------|---------------------|--------------------|---------------------|------------------|-------------------|-------------------|-----|----------|-------------------------|-----------------------------|-----------------|-----|-----|------------------|----|----|----|----|----|----|----|----|----|---|---|---|---|----|--|--|--|--|--|--|--|--|--|--|
| connector 8 pin |        |        |        |        |        |       |       |                           |                         | connector 15 pin   |                        |           |            |                  |              |                     |                       |                    |                     | connector 10 pin                |                |                    |          |              |           |                           |                     |                    |                     |                  |                   |                   |     |          |                         |                             |                 |     |     |                  |    |    |    |    |    |    |    |    |    |   |   |   |   |    |  |  |  |  |  |  |  |  |  |  |
| CAN H           | CAN L  | CAN H  | CAN L  | CAN H  | CAN L  | CAN H | CAN L | OUT +                     | OUT -                   | OUT                | OUT                    | OUT       | OUT        | OUT              | OUT          | OUT                 | OUT                   | OUT                | OUT                 | OUT                             | IN             | IN                 | IN       | IN           | IN        | IN                        | IN                  | IN                 | IN                  | OUT              | OUT               | OUT               | OUT | OUT      | OUT                     | OUT                         | OUT             | OUT | OUT | OUT              | IN | IN | IN | IN | IN | IN | IN | IN | IN |   |   |   |   |    |  |  |  |  |  |  |  |  |  |  |
| CAN1-H          | CAN1-L | CAN2-H | CAN2-L | CAN3-H | CAN3-L |       |       | Alternative blink control | Alt. contr. centr. lock | Driver door sensor | Passengers door sensor | Trunk lid | Hood sense | Original alarm++ | Arming state | Lock factory remote | Unlock factory remote | Any button pressed | Handbrake / Parking | Speed 10kmph                    | Engine running | Engine speed (RPM) | Ignition | Key inserted | Footbrake | Drivers door opening sim. | Turn off the engine | Turn on the engine | Turn signal control | Trunk release    | Opening all doors | Closing all doors | GND | PWR +12V | Contr. of factory alarm | Contr.c.lock when ign.is on | Comfort closure |     |     |                  |    |    |    |    |    |    |    |    |    |   |   |   |   |    |  |  |  |  |  |  |  |  |  |  |
| 1               | 2      | 3      | 4      | 5      | 6      | 7     | 8     |                           |                         | 1                  | 2                      | 3         | 4          | 5                | 6            | 7                   | 8                     | 9                  | 10                  | 11                              | 12             | 13                 | 14       | 15           | 1         | 2                         | 3                   | 4                  | 5                   | 6                | 7                 | 8                 | 9   | 10       | 1                       | 2                           | 3               | 4   | 5   | 6                | 7  | 8  | 9  | 10 | 1  | 2  | 3  | 4  | 5  | 6 | 7 | 8 | 9 | 10 |  |  |  |  |  |  |  |  |  |  |

Attention:

| TOYOTA RAV4 (Hybrid) (Keyless) |        |        |        |        |        |       |       |                           |                         | year: 2019 →       |                        |           |            |                  |              |                     |                       |                    |                     | with Keyless System |                |                    |          |              |           |                           |                     |                    |                     | program №: 12599 |                   |                   |     |          |                         |                             |                 |     |     | from: 2023-04-18 |    |    |    |    |    |    |    |    |    |   |   |   |   |    |  |  |  |  |  |  |  |  |  |  |
|--------------------------------|--------|--------|--------|--------|--------|-------|-------|---------------------------|-------------------------|--------------------|------------------------|-----------|------------|------------------|--------------|---------------------|-----------------------|--------------------|---------------------|---------------------|----------------|--------------------|----------|--------------|-----------|---------------------------|---------------------|--------------------|---------------------|------------------|-------------------|-------------------|-----|----------|-------------------------|-----------------------------|-----------------|-----|-----|------------------|----|----|----|----|----|----|----|----|----|---|---|---|---|----|--|--|--|--|--|--|--|--|--|--|
| connector 8 pin                |        |        |        |        |        |       |       |                           |                         | connector 15 pin   |                        |           |            |                  |              |                     |                       |                    |                     | connector 10 pin    |                |                    |          |              |           |                           |                     |                    |                     |                  |                   |                   |     |          |                         |                             |                 |     |     |                  |    |    |    |    |    |    |    |    |    |   |   |   |   |    |  |  |  |  |  |  |  |  |  |  |
| CAN H                          | CAN L  | CAN H  | CAN L  | CAN H  | CAN L  | CAN H | CAN L | OUT +                     | OUT -                   | OUT                | OUT                    | OUT       | OUT        | OUT              | OUT          | OUT                 | OUT                   | OUT                | OUT                 | OUT                 | IN             | IN                 | IN       | IN           | IN        | IN                        | IN                  | IN                 | IN                  | OUT              | OUT               | OUT               | OUT | OUT      | OUT                     | OUT                         | OUT             | OUT | OUT | OUT              | IN | IN | IN | IN | IN | IN | IN | IN | IN |   |   |   |   |    |  |  |  |  |  |  |  |  |  |  |
| CAN1-H                         | CAN1-L | CAN2-H | CAN2-L | CAN3-H | CAN3-L |       |       | Alternative blink control | Alt. contr. centr. lock | Driver door sensor | Passengers door sensor | Trunk lid | Hood sense | Original alarm++ | Arming state | Lock factory remote | Unlock factory remote | Any button pressed | Handbrake / Parking | Speed 10kmph        | Engine running | Engine speed (RPM) | Ignition | Key inserted | Footbrake | Drivers door opening sim. | Turn off the engine | Turn on the engine | Turn signal control | Trunk release    | Opening all doors | Closing all doors | GND | PWR +12V | Contr. of factory alarm | Contr.c.lock when ign.is on | Comfort closure |     |     |                  |    |    |    |    |    |    |    |    |    |   |   |   |   |    |  |  |  |  |  |  |  |  |  |  |
| 1                              | 2      | 3      | 4      | 5      | 6      | 7     | 8     |                           |                         | 1                  | 2                      | 3         | 4          | 5                | 6            | 7                   | 8                     | 9                  | 10                  | 11                  | 12             | 13                 | 14       | 15           | 1         | 2                         | 3                   | 4                  | 5                   | 6                | 7                 | 8                 | 9   | 10       | 1                       | 2                           | 3               | 4   | 5   | 6                | 7  | 8  | 9  | 10 | 1  | 2  | 3  | 4  | 5  | 6 | 7 | 8 | 9 | 10 |  |  |  |  |  |  |  |  |  |  |

Attention:

| TOYOTA RAV4 (Hybrid) (Keyless) |        |        |        |        |        |       |       |                           |                         | year: 2016 →       |                        |           |            |                  |              |                     |                       |                    |                     | with Keyless System |                |                    |          |              |           |                           |                     |                    |                     | program №: 11715 |                   |                   |     |          |                         |                             |                 |     |     | from: 2023-04-18 |    |    |    |    |    |    |    |    |    |   |   |   |   |    |  |  |  |  |  |  |  |  |  |  |
|--------------------------------|--------|--------|--------|--------|--------|-------|-------|---------------------------|-------------------------|--------------------|------------------------|-----------|------------|------------------|--------------|---------------------|-----------------------|--------------------|---------------------|---------------------|----------------|--------------------|----------|--------------|-----------|---------------------------|---------------------|--------------------|---------------------|------------------|-------------------|-------------------|-----|----------|-------------------------|-----------------------------|-----------------|-----|-----|------------------|----|----|----|----|----|----|----|----|----|---|---|---|---|----|--|--|--|--|--|--|--|--|--|--|
| connector 8 pin                |        |        |        |        |        |       |       |                           |                         | connector 15 pin   |                        |           |            |                  |              |                     |                       |                    |                     | connector 10 pin    |                |                    |          |              |           |                           |                     |                    |                     |                  |                   |                   |     |          |                         |                             |                 |     |     |                  |    |    |    |    |    |    |    |    |    |   |   |   |   |    |  |  |  |  |  |  |  |  |  |  |
| CAN H                          | CAN L  | CAN H  | CAN L  | CAN H  | CAN L  | CAN H | CAN L | OUT +                     | OUT -                   | OUT                | OUT                    | OUT       | OUT        | OUT              | OUT          | OUT                 | OUT                   | OUT                | OUT                 | OUT                 | IN             | IN                 | IN       | IN           | IN        | IN                        | IN                  | IN                 | IN                  | OUT              | OUT               | OUT               | OUT | OUT      | OUT                     | OUT                         | OUT             | OUT | OUT | OUT              | IN | IN | IN | IN | IN | IN | IN | IN | IN |   |   |   |   |    |  |  |  |  |  |  |  |  |  |  |
| CAN1-H                         | CAN1-L | CAN2-H | CAN2-L | CAN3-H | CAN3-L |       |       | Alternative blink control | Alt. contr. centr. lock | Driver door sensor | Passengers door sensor | Trunk lid | Hood sense | Original alarm++ | Arming state | Lock factory remote | Unlock factory remote | Any button pressed | Handbrake / Parking | Speed 10kmph        | Engine running | Engine speed (RPM) | Ignition | Key inserted | Footbrake | Drivers door opening sim. | Turn off the engine | Turn on the engine | Turn signal control | Trunk release    | Opening all doors | Closing all doors | GND | PWR +12V | Contr. of factory alarm | Contr.c.lock when ign.is on | Comfort closure |     |     |                  |    |    |    |    |    |    |    |    |    |   |   |   |   |    |  |  |  |  |  |  |  |  |  |  |
| 1                              | 2      | 3      | 4      | 5      | 6      | 7     | 8     |                           |                         | 1                  | 2                      | 3         | 4          | 5                | 6            | 7                   | 8                     | 9                  | 10                  | 11                  | 12             | 13                 | 14       | 15           | 1         | 2                         | 3                   | 4                  | 5                   | 6                | 7                 | 8                 | 9   | 10       | 1                       | 2                           | 3               | 4   | 5   | 6                | 7  | 8  | 9  | 10 | 1  | 2  | 3  | 4  | 5  | 6 | 7 | 8 | 9 | 10 |  |  |  |  |  |  |  |  |  |  |

Attention:

| TOYOTA RAV4     |        |        |        |        |        |       |       |                           |                         | year: 2016 →       |                        |           |            |                  |              |                     |                       |                    |                     | with and without Keyless System |                |                    |          |              |           |                           |                     |                    |                     | program №: 11338 |                   |                   |     |          |                         |                             |                 |     |     | from: 2023-04-18 |    |    |    |    |    |    |    |    |    |   |   |   |   |    |  |  |  |  |  |  |  |  |  |  |
|-----------------|--------|--------|--------|--------|--------|-------|-------|---------------------------|-------------------------|--------------------|------------------------|-----------|------------|------------------|--------------|---------------------|-----------------------|--------------------|---------------------|---------------------------------|----------------|--------------------|----------|--------------|-----------|---------------------------|---------------------|--------------------|---------------------|------------------|-------------------|-------------------|-----|----------|-------------------------|-----------------------------|-----------------|-----|-----|------------------|----|----|----|----|----|----|----|----|----|---|---|---|---|----|--|--|--|--|--|--|--|--|--|--|
| connector 8 pin |        |        |        |        |        |       |       |                           |                         | connector 15 pin   |                        |           |            |                  |              |                     |                       |                    |                     | connector 10 pin                |                |                    |          |              |           |                           |                     |                    |                     |                  |                   |                   |     |          |                         |                             |                 |     |     |                  |    |    |    |    |    |    |    |    |    |   |   |   |   |    |  |  |  |  |  |  |  |  |  |  |
| CAN H           | CAN L  | CAN H  | CAN L  | CAN H  | CAN L  | CAN H | CAN L | OUT +                     | OUT -                   | OUT                | OUT                    | OUT       | OUT        | OUT              | OUT          | OUT                 | OUT                   | OUT                | OUT                 | OUT                             | IN             | IN                 | IN       | IN           | IN        | IN                        | IN                  | IN                 | IN                  | OUT              | OUT               | OUT               | OUT | OUT      | OUT                     | OUT                         | OUT             | OUT | OUT | OUT              | IN | IN | IN | IN | IN | IN | IN | IN | IN |   |   |   |   |    |  |  |  |  |  |  |  |  |  |  |
| CAN1-H          | CAN1-L | CAN2-H | CAN2-L | CAN3-H | CAN3-L |       |       | Alternative blink control | Alt. contr. centr. lock | Driver door sensor | Passengers door sensor | Trunk lid | Hood sense | Original alarm++ | Arming state | Lock factory remote | Unlock factory remote | Any button pressed | Handbrake / Parking | Speed 10kmph                    | Engine running | Engine speed (RPM) | Ignition | Key inserted | Footbrake | Drivers door opening sim. | Turn off the engine | Turn on the engine | Turn signal control | Trunk release    | Opening all doors | Closing all doors | GND | PWR +12V | Contr. of factory alarm | Contr.c.lock when ign.is on | Comfort closure |     |     |                  |    |    |    |    |    |    |    |    |    |   |   |   |   |    |  |  |  |  |  |  |  |  |  |  |
| 1               | 2      | 3      | 4      | 5      | 6      | 7     | 8     |                           |                         | 1                  | 2                      | 3         | 4          | 5                | 6            | 7                   | 8                     | 9                  | 10                  | 11                              | 12             | 13                 | 14       | 15           | 1         | 2                         | 3                   | 4                  | 5                   | 6                | 7                 | 8                 | 9   | 10       | 1                       | 2                           | 3               | 4   | 5   | 6                | 7  | 8  | 9  | 10 | 1  | 2  | 3  | 4  | 5  | 6 | 7 | 8 | 9 | 10 |  |  |  |  |  |  |  |  |  |  |

Attention:











| TOYOTA YARIS    |        |        |        |        |        |       |       |       |       | year: 2021 →       |                        |           |            |                  |              |                     |                       |                    |                     | with and without Keyless System |                |                    |          |              |           |                           |                     |                    |                     | program №: 13488 |                   |                   |       |          |       |       |       |       |       | from: 2023-04-18 |      |      |      |      |                         |                             |                 |      |      |  |  |  |  |  |  |  |  |  |  |  |  |  |  |  |  |  |  |  |  |  |  |  |  |  |  |  |  |  |  |  |  |  |  |  |
|-----------------|--------|--------|--------|--------|--------|-------|-------|-------|-------|--------------------|------------------------|-----------|------------|------------------|--------------|---------------------|-----------------------|--------------------|---------------------|---------------------------------|----------------|--------------------|----------|--------------|-----------|---------------------------|---------------------|--------------------|---------------------|------------------|-------------------|-------------------|-------|----------|-------|-------|-------|-------|-------|------------------|------|------|------|------|-------------------------|-----------------------------|-----------------|------|------|--|--|--|--|--|--|--|--|--|--|--|--|--|--|--|--|--|--|--|--|--|--|--|--|--|--|--|--|--|--|--|--|--|--|--|
| connector 8 pin |        |        |        |        |        |       |       |       |       | connector 15 pin   |                        |           |            |                  |              |                     |                       |                    |                     | connector 10 pin                |                |                    |          |              |           |                           |                     |                    |                     |                  |                   |                   |       |          |       |       |       |       |       |                  |      |      |      |      |                         |                             |                 |      |      |  |  |  |  |  |  |  |  |  |  |  |  |  |  |  |  |  |  |  |  |  |  |  |  |  |  |  |  |  |  |  |  |  |  |  |
| CAN H           | CAN L  | CAN H  | CAN L  | CAN H  | CAN L  | CAN H | CAN L | OUT + | OUT - | OUT -              | OUT -                  | OUT -     | OUT -      | OUT -            | OUT -        | OUT -               | OUT -                 | OUT -              | OUT -               | OUT +                           | IN -           | IN -               | IN -     | IN -         | IN -      | IN -                      | IN -                | IN -               | IN -                | OUT +            | OUT +             | OUT +             | OUT + | OUT +    | OUT + | OUT + | OUT + | OUT + | OUT + | OUT +            | IN - | IN - | IN - | IN - | IN -                    | IN -                        | IN -            | IN - | IN - |  |  |  |  |  |  |  |  |  |  |  |  |  |  |  |  |  |  |  |  |  |  |  |  |  |  |  |  |  |  |  |  |  |  |  |
| CAN1-H          | CAN1-L | CAN2-H | CAN2-L | CAN3-H | CAN3-L |       |       |       |       | Driver door sensor | Passengers door sensor | Trunk lid | Hood sense | Original alarm++ | Arming state | Lock factory remote | Unlock factory remote | Any button pressed | Handbrake / Parking | Speed 10kmph                    | Engine running | Engine speed (RPM) | Ignition | Key inserted | Footbrake | Drivers door opening sim. | Turn off the engine | Turn on the engine | Turn signal control | Trunk release    | Opening all doors | Closing all doors | GND   | PWR +12V |       |       |       |       |       |                  |      |      |      |      | Contr. of factory alarm | Contr.c.lock when ign.is on | Comfort closure |      |      |  |  |  |  |  |  |  |  |  |  |  |  |  |  |  |  |  |  |  |  |  |  |  |  |  |  |  |  |  |  |  |  |  |  |  |
| 1               | 2      | 3      | 4      | 5      | 6      |       |       |       |       | 1                  | 2                      | 3         | 4          | 5                | 6            | 7                   | 8                     | 9                  | 10                  | 11                              | 12             | 13                 | 14       | 15           | 1         | 2                         | 3                   | 4                  | 5                   | 6                | 7                 | 8                 | 9     | 10       |       |       |       |       |       |                  |      |      |      |      |                         |                             |                 |      |      |  |  |  |  |  |  |  |  |  |  |  |  |  |  |  |  |  |  |  |  |  |  |  |  |  |  |  |  |  |  |  |  |  |  |  |

Attention:

Switches

| TOYOTA YARIS    |        |        |        |        |        |       |       |       |       | year: 2017 →       |                        |           |            |                  |              |                     |                       |                    |                     | with and without Keyless System (without factory alarm) |                |                    |          |              |           |                           |                     |                    |                     | program №: 13159 |                   |                   |       |          |       |       |       |       |       | from: 2023-04-18 |      |      |      |      |                         |                             |                 |      |      |  |  |  |  |  |  |  |  |  |  |  |  |  |  |  |  |  |  |  |  |  |  |  |  |  |  |  |  |  |  |  |  |  |  |  |
|-----------------|--------|--------|--------|--------|--------|-------|-------|-------|-------|--------------------|------------------------|-----------|------------|------------------|--------------|---------------------|-----------------------|--------------------|---------------------|---------------------------------------------------------|----------------|--------------------|----------|--------------|-----------|---------------------------|---------------------|--------------------|---------------------|------------------|-------------------|-------------------|-------|----------|-------|-------|-------|-------|-------|------------------|------|------|------|------|-------------------------|-----------------------------|-----------------|------|------|--|--|--|--|--|--|--|--|--|--|--|--|--|--|--|--|--|--|--|--|--|--|--|--|--|--|--|--|--|--|--|--|--|--|--|
| connector 8 pin |        |        |        |        |        |       |       |       |       | connector 15 pin   |                        |           |            |                  |              |                     |                       |                    |                     | connector 10 pin                                        |                |                    |          |              |           |                           |                     |                    |                     |                  |                   |                   |       |          |       |       |       |       |       |                  |      |      |      |      |                         |                             |                 |      |      |  |  |  |  |  |  |  |  |  |  |  |  |  |  |  |  |  |  |  |  |  |  |  |  |  |  |  |  |  |  |  |  |  |  |  |
| CAN H           | CAN L  | CAN H  | CAN L  | CAN H  | CAN L  | CAN H | CAN L | OUT + | OUT - | OUT -              | OUT -                  | OUT -     | OUT -      | OUT -            | OUT -        | OUT -               | OUT -                 | OUT -              | OUT -               | OUT +                                                   | IN -           | IN -               | IN -     | IN -         | IN -      | IN -                      | IN -                | IN -               | IN -                | OUT +            | OUT +             | OUT +             | OUT + | OUT +    | OUT + | OUT + | OUT + | OUT + | OUT + | OUT +            | IN - | IN - | IN - | IN - | IN -                    | IN -                        | IN -            | IN - | IN - |  |  |  |  |  |  |  |  |  |  |  |  |  |  |  |  |  |  |  |  |  |  |  |  |  |  |  |  |  |  |  |  |  |  |  |
| CAN1-H          | CAN1-L | CAN2-H | CAN2-L | CAN3-H | CAN3-L |       |       |       |       | Driver door sensor | Passengers door sensor | Trunk lid | Hood sense | Original alarm++ | Arming state | Lock factory remote | Unlock factory remote | Any button pressed | Handbrake / Parking | Speed 10kmph                                            | Engine running | Engine speed (RPM) | Ignition | Key inserted | Footbrake | Drivers door opening sim. | Turn off the engine | Turn on the engine | Turn signal control | Trunk release    | Opening all doors | Closing all doors | GND   | PWR +12V |       |       |       |       |       |                  |      |      |      |      | Contr. of factory alarm | Contr.c.lock when ign.is on | Comfort closure |      |      |  |  |  |  |  |  |  |  |  |  |  |  |  |  |  |  |  |  |  |  |  |  |  |  |  |  |  |  |  |  |  |  |  |  |  |
| 1               | 2      | 3      | 4      | 5      | 6      |       |       |       |       | 1                  | 2                      | 3         | 4          | 5                | 6            | 7                   | 8                     | 9                  | 10                  | 11                                                      | 12             | 13                 | 14       | 15           | 1         | 2                         | 3                   | 4                  | 5                   | 6                | 7                 | 8                 | 9     | 10       |       |       |       |       |       |                  |      |      |      |      |                         |                             |                 |      |      |  |  |  |  |  |  |  |  |  |  |  |  |  |  |  |  |  |  |  |  |  |  |  |  |  |  |  |  |  |  |  |  |  |  |  |

Attention:

Switches

| TOYOTA YARIS (Hybrid) |        |        |        |        |        |       |       |       |       | year: 2017 →       |                        |           |            |                  |              |                     |                       |                    |                     | with and without Keyless System |                |                    |          |              |           |                           |                     |                    |                     | program №: 11975 |                   |                   |       |          |       |       |       |       |       | from: 2023-04-18 |      |      |      |      |                         |                             |                 |      |      |  |  |  |  |  |  |  |  |  |  |  |  |  |  |  |  |  |  |  |  |  |  |  |  |  |  |  |  |  |  |  |  |  |  |  |
|-----------------------|--------|--------|--------|--------|--------|-------|-------|-------|-------|--------------------|------------------------|-----------|------------|------------------|--------------|---------------------|-----------------------|--------------------|---------------------|---------------------------------|----------------|--------------------|----------|--------------|-----------|---------------------------|---------------------|--------------------|---------------------|------------------|-------------------|-------------------|-------|----------|-------|-------|-------|-------|-------|------------------|------|------|------|------|-------------------------|-----------------------------|-----------------|------|------|--|--|--|--|--|--|--|--|--|--|--|--|--|--|--|--|--|--|--|--|--|--|--|--|--|--|--|--|--|--|--|--|--|--|--|
| connector 8 pin       |        |        |        |        |        |       |       |       |       | connector 15 pin   |                        |           |            |                  |              |                     |                       |                    |                     | connector 10 pin                |                |                    |          |              |           |                           |                     |                    |                     |                  |                   |                   |       |          |       |       |       |       |       |                  |      |      |      |      |                         |                             |                 |      |      |  |  |  |  |  |  |  |  |  |  |  |  |  |  |  |  |  |  |  |  |  |  |  |  |  |  |  |  |  |  |  |  |  |  |  |
| CAN H                 | CAN L  | CAN H  | CAN L  | CAN H  | CAN L  | CAN H | CAN L | OUT + | OUT - | OUT -              | OUT -                  | OUT -     | OUT -      | OUT -            | OUT -        | OUT -               | OUT -                 | OUT -              | OUT -               | OUT +                           | IN -           | IN -               | IN -     | IN -         | IN -      | IN -                      | IN -                | IN -               | IN -                | OUT +            | OUT +             | OUT +             | OUT + | OUT +    | OUT + | OUT + | OUT + | OUT + | OUT + | OUT +            | IN - | IN - | IN - | IN - | IN -                    | IN -                        | IN -            | IN - | IN - |  |  |  |  |  |  |  |  |  |  |  |  |  |  |  |  |  |  |  |  |  |  |  |  |  |  |  |  |  |  |  |  |  |  |  |
| CAN1-H                | CAN1-L | CAN2-H | CAN2-L | CAN3-H | CAN3-L |       |       |       |       | Driver door sensor | Passengers door sensor | Trunk lid | Hood sense | Original alarm++ | Arming state | Lock factory remote | Unlock factory remote | Any button pressed | Handbrake / Parking | Speed 10kmph                    | Engine running | Engine speed (RPM) | Ignition | Key inserted | Footbrake | Drivers door opening sim. | Turn off the engine | Turn on the engine | Turn signal control | Trunk release    | Opening all doors | Closing all doors | GND   | PWR +12V |       |       |       |       |       |                  |      |      |      |      | Contr. of factory alarm | Contr.c.lock when ign.is on | Comfort closure |      |      |  |  |  |  |  |  |  |  |  |  |  |  |  |  |  |  |  |  |  |  |  |  |  |  |  |  |  |  |  |  |  |  |  |  |  |
| 1                     | 2      | 3      | 4      | 5      | 6      |       |       |       |       | 1                  | 2                      | 3         | 4          | 5                | 6            | 7                   | 8                     | 9                  | 10                  | 11                              | 12             | 13                 | 14       | 15           | 1         | 2                         | 3                   | 4                  | 5                   | 6                | 7                 | 8                 | 9     | 10       |       |       |       |       |       |                  |      |      |      |      |                         |                             |                 |      |      |  |  |  |  |  |  |  |  |  |  |  |  |  |  |  |  |  |  |  |  |  |  |  |  |  |  |  |  |  |  |  |  |  |  |  |

Attention:

Switches

| TOYOTA YARIS    |        |        |        |        |        |       |       |       |       | year: 2015 →       |                        |           |            |                  |              |                     |                       |                    |                     | with and without Keyless System |                |                    |          |              |           |                           |                     |                    |                     | program №: 11896 |                   |                   |       |          |       |       |       |       |       | from: 2023-04-18 |      |      |      |      |                         |                             |                 |      |      |  |  |  |  |  |  |  |  |  |  |  |  |  |  |  |  |  |  |  |  |  |  |  |  |  |  |  |  |  |  |  |  |  |  |  |
|-----------------|--------|--------|--------|--------|--------|-------|-------|-------|-------|--------------------|------------------------|-----------|------------|------------------|--------------|---------------------|-----------------------|--------------------|---------------------|---------------------------------|----------------|--------------------|----------|--------------|-----------|---------------------------|---------------------|--------------------|---------------------|------------------|-------------------|-------------------|-------|----------|-------|-------|-------|-------|-------|------------------|------|------|------|------|-------------------------|-----------------------------|-----------------|------|------|--|--|--|--|--|--|--|--|--|--|--|--|--|--|--|--|--|--|--|--|--|--|--|--|--|--|--|--|--|--|--|--|--|--|--|
| connector 8 pin |        |        |        |        |        |       |       |       |       | connector 15 pin   |                        |           |            |                  |              |                     |                       |                    |                     | connector 10 pin                |                |                    |          |              |           |                           |                     |                    |                     |                  |                   |                   |       |          |       |       |       |       |       |                  |      |      |      |      |                         |                             |                 |      |      |  |  |  |  |  |  |  |  |  |  |  |  |  |  |  |  |  |  |  |  |  |  |  |  |  |  |  |  |  |  |  |  |  |  |  |
| CAN H           | CAN L  | CAN H  | CAN L  | CAN H  | CAN L  | CAN H | CAN L | OUT + | OUT - | OUT -              | OUT -                  | OUT -     | OUT -      | OUT -            | OUT -        | OUT -               | OUT -                 | OUT -              | OUT -               | OUT +                           | IN -           | IN -               | IN -     | IN -         | IN -      | IN -                      | IN -                | IN -               | IN -                | OUT +            | OUT +             | OUT +             | OUT + | OUT +    | OUT + | OUT + | OUT + | OUT + | OUT + | OUT +            | IN - | IN - | IN - | IN - | IN -                    | IN -                        | IN -            | IN - | IN - |  |  |  |  |  |  |  |  |  |  |  |  |  |  |  |  |  |  |  |  |  |  |  |  |  |  |  |  |  |  |  |  |  |  |  |
| CAN1-H          | CAN1-L | CAN2-H | CAN2-L | CAN3-H | CAN3-L |       |       |       |       | Driver door sensor | Passengers door sensor | Trunk lid | Hood sense | Original alarm++ | Arming state | Lock factory remote | Unlock factory remote | Any button pressed | Handbrake / Parking | Speed 10kmph                    | Engine running | Engine speed (RPM) | Ignition | Key inserted | Footbrake | Drivers door opening sim. | Turn off the engine | Turn on the engine | Turn signal control | Trunk release    | Opening all doors | Closing all doors | GND   | PWR +12V |       |       |       |       |       |                  |      |      |      |      | Contr. of factory alarm | Contr.c.lock when ign.is on | Comfort closure |      |      |  |  |  |  |  |  |  |  |  |  |  |  |  |  |  |  |  |  |  |  |  |  |  |  |  |  |  |  |  |  |  |  |  |  |  |
| 1               | 2      | 3      | 4      | 5      | 6      |       |       |       |       | 1                  | 2                      | 3         | 4          | 5                | 6            | 7                   | 8                     | 9                  | 10                  | 11                              | 12             | 13                 | 14       | 15           | 1         | 2                         | 3                   | 4                  | 5                   | 6                | 7                 | 8                 | 9     | 10       |       |       |       |       |       |                  |      |      |      |      |                         |                             |                 |      |      |  |  |  |  |  |  |  |  |  |  |  |  |  |  |  |  |  |  |  |  |  |  |  |  |  |  |  |  |  |  |  |  |  |  |  |

Attention:

Switches

| TOYOTA YARIS (Hybrid) |        |        |        |        |        |       |       |       |       | year: 2015 →       |                        |           |            |                  |              |                     |                       |                    |                     | with and without Keyless System |                |                    |          |              |           |                           |                     |                    |                     | program №: 11824 |                   |                   |       |          |       |       |       |       |       | from: 2023-04-18 |      |      |      |      |                         |                             |                 |      |      |  |  |  |  |  |  |  |  |  |  |  |  |  |  |  |  |  |  |  |  |  |  |  |  |  |  |  |  |  |  |  |  |  |  |  |
|-----------------------|--------|--------|--------|--------|--------|-------|-------|-------|-------|--------------------|------------------------|-----------|------------|------------------|--------------|---------------------|-----------------------|--------------------|---------------------|---------------------------------|----------------|--------------------|----------|--------------|-----------|---------------------------|---------------------|--------------------|---------------------|------------------|-------------------|-------------------|-------|----------|-------|-------|-------|-------|-------|------------------|------|------|------|------|-------------------------|-----------------------------|-----------------|------|------|--|--|--|--|--|--|--|--|--|--|--|--|--|--|--|--|--|--|--|--|--|--|--|--|--|--|--|--|--|--|--|--|--|--|--|
| connector 8 pin       |        |        |        |        |        |       |       |       |       | connector 15 pin   |                        |           |            |                  |              |                     |                       |                    |                     | connector 10 pin                |                |                    |          |              |           |                           |                     |                    |                     |                  |                   |                   |       |          |       |       |       |       |       |                  |      |      |      |      |                         |                             |                 |      |      |  |  |  |  |  |  |  |  |  |  |  |  |  |  |  |  |  |  |  |  |  |  |  |  |  |  |  |  |  |  |  |  |  |  |  |
| CAN H                 | CAN L  | CAN H  | CAN L  | CAN H  | CAN L  | CAN H | CAN L | OUT + | OUT - | OUT -              | OUT -                  | OUT -     | OUT -      | OUT -            | OUT -        | OUT -               | OUT -                 | OUT -              | OUT -               | OUT +                           | IN -           | IN -               | IN -     | IN -         | IN -      | IN -                      | IN -                | IN -               | IN -                | OUT +            | OUT +             | OUT +             | OUT + | OUT +    | OUT + | OUT + | OUT + | OUT + | OUT + | OUT +            | IN - | IN - | IN - | IN - | IN -                    | IN -                        | IN -            | IN - | IN - |  |  |  |  |  |  |  |  |  |  |  |  |  |  |  |  |  |  |  |  |  |  |  |  |  |  |  |  |  |  |  |  |  |  |  |
| CAN1-H                | CAN1-L | CAN2-H | CAN2-L | CAN3-H | CAN3-L |       |       |       |       | Driver door sensor | Passengers door sensor | Trunk lid | Hood sense | Original alarm++ | Arming state | Lock factory remote | Unlock factory remote | Any button pressed | Handbrake / Parking | Speed 10kmph                    | Engine running | Engine speed (RPM) | Ignition | Key inserted | Footbrake | Drivers door opening sim. | Turn off the engine | Turn on the engine | Turn signal control | Trunk release    | Opening all doors | Closing all doors | GND   | PWR +12V |       |       |       |       |       |                  |      |      |      |      | Contr. of factory alarm | Contr.c.lock when ign.is on | Comfort closure |      |      |  |  |  |  |  |  |  |  |  |  |  |  |  |  |  |  |  |  |  |  |  |  |  |  |  |  |  |  |  |  |  |  |  |  |  |
| 1                     | 2      | 3      | 4      | 5      | 6      |       |       |       |       | 1                  | 2                      | 3         | 4          | 5                | 6            | 7                   | 8                     | 9                  | 10                  | 11                              | 12             | 13                 | 14       | 15           | 1         | 2                         | 3                   | 4                  | 5                   | 6                | 7                 | 8                 | 9     | 10       |       |       |       |       |       |                  |      |      |      |      |                         |                             |                 |      |      |  |  |  |  |  |  |  |  |  |  |  |  |  |  |  |  |  |  |  |  |  |  |  |  |  |  |  |  |  |  |  |  |  |  |  |

Attention:

Switches









































| VW GOLF 7 (AU) (Regular-key) |        |        |        |        |        |       |       |                           |                         | year: 2017 →       |                        |           |            |                  |              |                     |                       |                    |                     | without Keyless System |                |                    |          |              |           |                           |                     |                    |                     | program №: 11927 |                   |                   |     |          |                         |                              |                 |     |     | from: 2023-05-22 |  |  |  |  |  |  |  |  |  |  |  |  |  |  |
|------------------------------|--------|--------|--------|--------|--------|-------|-------|---------------------------|-------------------------|--------------------|------------------------|-----------|------------|------------------|--------------|---------------------|-----------------------|--------------------|---------------------|------------------------|----------------|--------------------|----------|--------------|-----------|---------------------------|---------------------|--------------------|---------------------|------------------|-------------------|-------------------|-----|----------|-------------------------|------------------------------|-----------------|-----|-----|------------------|--|--|--|--|--|--|--|--|--|--|--|--|--|--|
| connector 8 pin              |        |        |        |        |        |       |       |                           |                         | connector 15 pin   |                        |           |            |                  |              |                     |                       |                    |                     | connector 10 pin       |                |                    |          |              |           |                           |                     |                    |                     |                  |                   |                   |     |          |                         |                              |                 |     |     |                  |  |  |  |  |  |  |  |  |  |  |  |  |  |  |
| CAN H                        | CAN L  | CAN H  | CAN L  | CAN H  | CAN L  | CAN H | CAN L | OUT +                     | OUT -                   | OUT                | OUT                    | OUT       | OUT        | OUT              | OUT          | OUT                 | OUT                   | OUT                | OUT                 | OUT                    | IN             | IN                 | IN       | IN           | IN        | IN                        | IN                  | IN                 | IN                  | OUT              | OUT               | OUT               | OUT | OUT      | OUT                     | OUT                          | OUT             | OUT | OUT |                  |  |  |  |  |  |  |  |  |  |  |  |  |  |  |
| CAN1-H                       | CAN1-L | CAN2-H | CAN2-L | CAN3-H | CAN3-L |       |       | Alternative blink control | Alt. contr. centr. lock | Driver door sensor | Passengers door sensor | Trunk lid | Hood sense | Original alarm++ | Arming state | Lock factory remote | Unlock factory remote | Any button pressed | Handbrake / Parking | Speed 10kmph           | Engine running | Engine speed (RPM) | Ignition | Key inserted | Footbrake | Drivers door opening sim. | Turn off the engine | Turn on the engine | Turn signal control | Trunk release    | Opening all doors | Closing all doors | GND | PWR +12V | Contr. of factory alarm | Contr.c.lock. when ign.is on | Comfort closure |     |     |                  |  |  |  |  |  |  |  |  |  |  |  |  |  |  |
| 1                            | 2      | 3      | 4      | 5      | 6      | 7     | 8     |                           |                         | 1                  | 2                      | 3         | 4          | 5                | 6            | 7                   | 8                     | 9                  | 10                  | 11                     | 12             | 13                 | 14       | 15           | 1         | 2                         | 3                   | 4                  | 5                   | 6                | 7                 | 8                 | 9   | 10       |                         |                              |                 |     |     |                  |  |  |  |  |  |  |  |  |  |  |  |  |  |  |
| +                            | +      | +      | +      | +      | +      | +     | +     | +                         | +                       | +                  | +                      | +         | +          | +                | +            | +                   | +                     | +                  | +                   | +                      | +              | +                  | +        | +            | +         | +                         | +                   | +                  | +                   | +                | +                 | +                 | +   | +        |                         |                              |                 |     |     |                  |  |  |  |  |  |  |  |  |  |  |  |  |  |  |

Attention:

Switches

| VW GOLF 7 (AU) (Start-button) |        |        |        |        |        |       |       |                           |                         | year: 2017 →       |                        |           |            |                  |              |                     |                       |                    |                     | with and without Keyless System |                |                    |          |              |           |                           |                     |                    |                     | program №: 13388 |                   |                   |     |          |                         |                              |                 |     |     | from: 2023-05-22 |  |  |  |  |  |  |  |  |  |  |  |  |  |  |
|-------------------------------|--------|--------|--------|--------|--------|-------|-------|---------------------------|-------------------------|--------------------|------------------------|-----------|------------|------------------|--------------|---------------------|-----------------------|--------------------|---------------------|---------------------------------|----------------|--------------------|----------|--------------|-----------|---------------------------|---------------------|--------------------|---------------------|------------------|-------------------|-------------------|-----|----------|-------------------------|------------------------------|-----------------|-----|-----|------------------|--|--|--|--|--|--|--|--|--|--|--|--|--|--|
| connector 8 pin               |        |        |        |        |        |       |       |                           |                         | connector 15 pin   |                        |           |            |                  |              |                     |                       |                    |                     | connector 10 pin                |                |                    |          |              |           |                           |                     |                    |                     |                  |                   |                   |     |          |                         |                              |                 |     |     |                  |  |  |  |  |  |  |  |  |  |  |  |  |  |  |
| CAN H                         | CAN L  | CAN H  | CAN L  | CAN H  | CAN L  | CAN H | CAN L | OUT +                     | OUT -                   | OUT                | OUT                    | OUT       | OUT        | OUT              | OUT          | OUT                 | OUT                   | OUT                | OUT                 | OUT                             | IN             | IN                 | IN       | IN           | IN        | IN                        | IN                  | IN                 | IN                  | OUT              | OUT               | OUT               | OUT | OUT      | OUT                     | OUT                          | OUT             | OUT | OUT |                  |  |  |  |  |  |  |  |  |  |  |  |  |  |  |
| CAN1-H                        | CAN1-L | CAN2-H | CAN2-L | CAN3-H | CAN3-L |       |       | Alternative blink control | Alt. contr. centr. lock | Driver door sensor | Passengers door sensor | Trunk lid | Hood sense | Original alarm++ | Arming state | Lock factory remote | Unlock factory remote | Any button pressed | Handbrake / Parking | Speed 10kmph                    | Engine running | Engine speed (RPM) | Ignition | Key inserted | Footbrake | Drivers door opening sim. | Turn off the engine | Turn on the engine | Turn signal control | Trunk release    | Opening all doors | Closing all doors | GND | PWR +12V | Contr. of factory alarm | Contr.c.lock. when ign.is on | Comfort closure |     |     |                  |  |  |  |  |  |  |  |  |  |  |  |  |  |  |
| 1                             | 2      | 3      | 4      | 5      | 6      | 7     | 8     |                           |                         | 1                  | 2                      | 3         | 4          | 5                | 6            | 7                   | 8                     | 9                  | 10                  | 11                              | 12             | 13                 | 14       | 15           | 1         | 2                         | 3                   | 4                  | 5                   | 6                | 7                 | 8                 | 9   | 10       |                         |                              |                 |     |     |                  |  |  |  |  |  |  |  |  |  |  |  |  |  |  |
| +                             | +      | +      | +      | +      | +      | +     | +     | +                         | +                       | +                  | +                      | +         | +          | +                | +            | +                   | +                     | +                  | +                   | +                               | +              | +                  | +        | +            | +         | +                         | +                   | +                  | +                   | +                | +                 | +                 | +   | +        |                         |                              |                 |     |     |                  |  |  |  |  |  |  |  |  |  |  |  |  |  |  |

Attention:

Switches

| VW GOLF 7 GTE (AU) (Hybrid) (Plug-in) |        |        |        |        |        |       |       |                           |                         | year: 2015 →       |                        |           |            |                  |              |                     |                       |                    |                     | with and without Keyless System |                |                    |          |              |           |                           |                     |                    |                     | program №: 12215 |                   |                   |     |          |                         |                              |                 |     |     | from: 2023-05-22 |  |  |  |  |  |  |  |  |  |  |  |  |  |  |
|---------------------------------------|--------|--------|--------|--------|--------|-------|-------|---------------------------|-------------------------|--------------------|------------------------|-----------|------------|------------------|--------------|---------------------|-----------------------|--------------------|---------------------|---------------------------------|----------------|--------------------|----------|--------------|-----------|---------------------------|---------------------|--------------------|---------------------|------------------|-------------------|-------------------|-----|----------|-------------------------|------------------------------|-----------------|-----|-----|------------------|--|--|--|--|--|--|--|--|--|--|--|--|--|--|
| connector 8 pin                       |        |        |        |        |        |       |       |                           |                         | connector 15 pin   |                        |           |            |                  |              |                     |                       |                    |                     | connector 10 pin                |                |                    |          |              |           |                           |                     |                    |                     |                  |                   |                   |     |          |                         |                              |                 |     |     |                  |  |  |  |  |  |  |  |  |  |  |  |  |  |  |
| CAN H                                 | CAN L  | CAN H  | CAN L  | CAN H  | CAN L  | CAN H | CAN L | OUT +                     | OUT -                   | OUT                | OUT                    | OUT       | OUT        | OUT              | OUT          | OUT                 | OUT                   | OUT                | OUT                 | OUT                             | IN             | IN                 | IN       | IN           | IN        | IN                        | IN                  | IN                 | IN                  | OUT              | OUT               | OUT               | OUT | OUT      | OUT                     | OUT                          | OUT             | OUT | OUT |                  |  |  |  |  |  |  |  |  |  |  |  |  |  |  |
| CAN1-H                                | CAN1-L | CAN2-H | CAN2-L | CAN3-H | CAN3-L |       |       | Alternative blink control | Alt. contr. centr. lock | Driver door sensor | Passengers door sensor | Trunk lid | Hood sense | Original alarm++ | Arming state | Lock factory remote | Unlock factory remote | Any button pressed | Handbrake / Parking | Speed 10kmph                    | Engine running | Engine speed (RPM) | Ignition | Key inserted | Footbrake | Drivers door opening sim. | Turn off the engine | Turn on the engine | Turn signal control | Trunk release    | Opening all doors | Closing all doors | GND | PWR +12V | Contr. of factory alarm | Contr.c.lock. when ign.is on | Comfort closure |     |     |                  |  |  |  |  |  |  |  |  |  |  |  |  |  |  |
| 1                                     | 2      | 3      | 4      | 5      | 6      | 7     | 8     |                           |                         | 1                  | 2                      | 3         | 4          | 5                | 6            | 7                   | 8                     | 9                  | 10                  | 11                              | 12             | 13                 | 14       | 15           | 1         | 2                         | 3                   | 4                  | 5                   | 6                | 7                 | 8                 | 9   | 10       |                         |                              |                 |     |     |                  |  |  |  |  |  |  |  |  |  |  |  |  |  |  |
| +                                     | +      | +      | +      | +      | +      | +     | +     | +                         | +                       | +                  | +                      | +         | +          | +                | +            | +                   | +                     | +                  | +                   | +                               | +              | +                  | +        | +            | +         | +                         | +                   | +                  | +                   | +                | +                 | +                 | +   | +        |                         |                              |                 |     |     |                  |  |  |  |  |  |  |  |  |  |  |  |  |  |  |

Attention:

Switches

| VW GOLF 7 (AU)  |        |        |        |        |        |       |       |                           |                         | year: 2013 →       |                        |           |            |                  |              |                     |                       |                    |                     | with and without Keyless System |                |                    |          |              |           |                           |                     |                    |                     | program №: 11448 |                   |                   |     |          |                         |                              |                 |     |     | from: 2023-05-22 |  |  |  |  |  |  |  |  |  |  |  |  |  |  |
|-----------------|--------|--------|--------|--------|--------|-------|-------|---------------------------|-------------------------|--------------------|------------------------|-----------|------------|------------------|--------------|---------------------|-----------------------|--------------------|---------------------|---------------------------------|----------------|--------------------|----------|--------------|-----------|---------------------------|---------------------|--------------------|---------------------|------------------|-------------------|-------------------|-----|----------|-------------------------|------------------------------|-----------------|-----|-----|------------------|--|--|--|--|--|--|--|--|--|--|--|--|--|--|
| connector 8 pin |        |        |        |        |        |       |       |                           |                         | connector 15 pin   |                        |           |            |                  |              |                     |                       |                    |                     | connector 10 pin                |                |                    |          |              |           |                           |                     |                    |                     |                  |                   |                   |     |          |                         |                              |                 |     |     |                  |  |  |  |  |  |  |  |  |  |  |  |  |  |  |
| CAN H           | CAN L  | CAN H  | CAN L  | CAN H  | CAN L  | CAN H | CAN L | OUT +                     | OUT -                   | OUT                | OUT                    | OUT       | OUT        | OUT              | OUT          | OUT                 | OUT                   | OUT                | OUT                 | OUT                             | IN             | IN                 | IN       | IN           | IN        | IN                        | IN                  | IN                 | IN                  | OUT              | OUT               | OUT               | OUT | OUT      | OUT                     | OUT                          | OUT             | OUT | OUT |                  |  |  |  |  |  |  |  |  |  |  |  |  |  |  |
| CAN1-H          | CAN1-L | CAN2-H | CAN2-L | CAN3-H | CAN3-L |       |       | Alternative blink control | Alt. contr. centr. lock | Driver door sensor | Passengers door sensor | Trunk lid | Hood sense | Original alarm++ | Arming state | Lock factory remote | Unlock factory remote | Any button pressed | Handbrake / Parking | Speed 10kmph                    | Engine running | Engine speed (RPM) | Ignition | Key inserted | Footbrake | Drivers door opening sim. | Turn off the engine | Turn on the engine | Turn signal control | Trunk release    | Opening all doors | Closing all doors | GND | PWR +12V | Contr. of factory alarm | Contr.c.lock. when ign.is on | Comfort closure |     |     |                  |  |  |  |  |  |  |  |  |  |  |  |  |  |  |
| 1               | 2      | 3      | 4      | 5      | 6      | 7     | 8     |                           |                         | 1                  | 2                      | 3         | 4          | 5                | 6            | 7                   | 8                     | 9                  | 10                  | 11                              | 12             | 13                 | 14       | 15           | 1         | 2                         | 3                   | 4                  | 5                   | 6                | 7                 | 8                 | 9   | 10       |                         |                              |                 |     |     |                  |  |  |  |  |  |  |  |  |  |  |  |  |  |  |
| +               | +      | +      | +      | +      | +      | +     | +     | +                         | +                       | +                  | +                      | +         | +          | +                | +            | +                   | +                     | +                  | +                   | +                               | +              | +                  | +        | +            | +         | +                         | +                   | +                  | +                   | +                | +                 | +                 | +   | +        |                         |                              |                 |     |     |                  |  |  |  |  |  |  |  |  |  |  |  |  |  |  |

Attention:

Switches

| VW GOLF 6 (1K)  |        |        |        |        |        |       |       |                           |                         | year: 2008 →       |                        |           |            |                  |              |                     |                       |                    |                     | with and without Keyless System |                |                    |          |              |           |                           |                     |                    |                     | program №: 11173 |                   |                   |     |          |                         |                              |                 |     |     | from: 2017-09-01 |  |  |  |  |  |  |  |  |  |  |  |  |  |  |
|-----------------|--------|--------|--------|--------|--------|-------|-------|---------------------------|-------------------------|--------------------|------------------------|-----------|------------|------------------|--------------|---------------------|-----------------------|--------------------|---------------------|---------------------------------|----------------|--------------------|----------|--------------|-----------|---------------------------|---------------------|--------------------|---------------------|------------------|-------------------|-------------------|-----|----------|-------------------------|------------------------------|-----------------|-----|-----|------------------|--|--|--|--|--|--|--|--|--|--|--|--|--|--|
| connector 8 pin |        |        |        |        |        |       |       |                           |                         | connector 15 pin   |                        |           |            |                  |              |                     |                       |                    |                     | connector 10 pin                |                |                    |          |              |           |                           |                     |                    |                     |                  |                   |                   |     |          |                         |                              |                 |     |     |                  |  |  |  |  |  |  |  |  |  |  |  |  |  |  |
| CAN H           | CAN L  | CAN H  | CAN L  | CAN H  | CAN L  | CAN H | CAN L | OUT +                     | OUT -                   | OUT                | OUT                    | OUT       | OUT        | OUT              | OUT          | OUT                 | OUT                   | OUT                | OUT                 | OUT                             | IN             | IN                 | IN       | IN           | IN        | IN                        | IN                  | IN                 | IN                  | OUT              | OUT               | OUT               | OUT | OUT      | OUT                     | OUT                          | OUT             | OUT | OUT |                  |  |  |  |  |  |  |  |  |  |  |  |  |  |  |
| CAN1-H          | CAN1-L | CAN2-H | CAN2-L | CAN3-H | CAN3-L |       |       | Alternative blink control | Alt. contr. centr. lock | Driver door sensor | Passengers door sensor | Trunk lid | Hood sense | Original alarm++ | Arming state | Lock factory remote | Unlock factory remote | Any button pressed | Handbrake / Parking | Speed 10kmph                    | Engine running | Engine speed (RPM) | Ignition | Key inserted | Footbrake | Drivers door opening sim. | Turn off the engine | Turn on the engine | Turn signal control | Trunk release    | Opening all doors | Closing all doors | GND | PWR +12V | Contr. of factory alarm | Contr.c.lock. when ign.is on | Comfort closure |     |     |                  |  |  |  |  |  |  |  |  |  |  |  |  |  |  |
| 1               | 2      | 3      | 4      | 5      | 6      | 7     | 8     |                           |                         | 1                  | 2                      | 3         | 4          | 5                | 6            | 7                   | 8                     | 9                  | 10                  | 11                              | 12             | 13                 | 14       | 15           | 1         | 2                         | 3                   | 4                  | 5                   | 6                | 7                 | 8                 | 9   | 10       |                         |                              |                 |     |     |                  |  |  |  |  |  |  |  |  |  |  |  |  |  |  |
| +               | +      | +      | +      | +      | +      | +     | +     | +                         | +                       | +                  | +                      | +         | +          | +                | +            | +                   | +                     | +                  | +                   | +                               | +              | +                  | +        | +            | +         | +                         | +                   | +                  | +                   | +                | +                 | +                 | +   | +        |                         |                              |                 |     |     |                  |  |  |  |  |  |  |  |  |  |  |  |  |  |  |

Attention:

Switches

















**VW POLO (6R)** year: **2009** → with and without Keyless System program No: **11176** from: **2017-09-01**

| connector 8 pin |        |        |        |        |        |                           |                         | connector 15 pin   |                        |           |            |                  |              |                     |                       |                    |                     |              |                |                    |          |              | connector 10 pin |                           |                     |                    |                     |               |                   |                   |     |          |                         |                              |                 |   |   |   |   |   |   |   |   |   |   |   |   |   |   |   |   |
|-----------------|--------|--------|--------|--------|--------|---------------------------|-------------------------|--------------------|------------------------|-----------|------------|------------------|--------------|---------------------|-----------------------|--------------------|---------------------|--------------|----------------|--------------------|----------|--------------|------------------|---------------------------|---------------------|--------------------|---------------------|---------------|-------------------|-------------------|-----|----------|-------------------------|------------------------------|-----------------|---|---|---|---|---|---|---|---|---|---|---|---|---|---|---|---|
| CAN H           | CAN L  | CAN H  | CAN L  | CAN H  | CAN L  | OUT +                     | OUT -                   | OUT                | OUT                    | OUT       | OUT        | OUT              | OUT          | OUT                 | OUT                   | OUT                | OUT                 | OUT          | OUT            | OUT                | OUT      | OUT          | OUT              | OUT                       | OUT                 | IN                 | IN                  | IN            | IN                | IN                | IN  | IN       | IN                      | IN                           |                 |   |   |   |   |   |   |   |   |   |   |   |   |   |   |   |   |
| CAN1-H          | CAN1-L | CAN2-H | CAN2-L | CAN3-H | CAN3-L | Alternative blink control | Alt. contr. centr. lock | Driver door sensor | Passengers door sensor | Trunk lid | Hood sense | Original alarm++ | Arming state | Lock factory remote | Unlock factory remote | Any button pressed | Handbrake / Parking | Speed 10kmph | Engine running | Engine speed (RPM) | Ignition | Key inserted | Footbrake        | Drivers door opening sim. | Turn off the engine | Turn on the engine | Turn signal control | Trunk release | Opening all doors | Closing all doors | GND | PWR +12V | Contr. of factory alarm | Contr.c.lock. when ign.is on | Comfort closure |   |   |   |   |   |   |   |   |   |   |   |   |   |   |   |   |
| 1               | 2      | 3      | 4      | 5      | 6      | 7                         | 8                       | 1                  | 2                      | 3         | 4          | 5                | 6            | 7                   | 8                     | 9                  | 10                  | 11           | 12             | 13                 | 14       | 15           | 1                | 2                         | 3                   | 4                  | 5                   | 6             | 7                 | 8                 | 9   | 10       | +                       | +                            | +               | + | + | + | + | + | + | + | + | + | + | + | + | + | + | + | + |

Attention:

**VW POLO (9N)** year: **2005** → program No: **11161** from: **2017-09-01**

| connector 8 pin |        |        |        |        |        |                           |                         | connector 15 pin   |                        |           |            |                  |              |                     |                       |                    |                     |              |                |                    |          |              | connector 10 pin |                           |                     |                    |                     |               |                   |                   |     |          |                         |                              |                 |   |   |   |   |   |   |   |   |   |   |   |   |   |   |   |   |   |
|-----------------|--------|--------|--------|--------|--------|---------------------------|-------------------------|--------------------|------------------------|-----------|------------|------------------|--------------|---------------------|-----------------------|--------------------|---------------------|--------------|----------------|--------------------|----------|--------------|------------------|---------------------------|---------------------|--------------------|---------------------|---------------|-------------------|-------------------|-----|----------|-------------------------|------------------------------|-----------------|---|---|---|---|---|---|---|---|---|---|---|---|---|---|---|---|---|
| CAN H           | CAN L  | CAN H  | CAN L  | CAN H  | CAN L  | OUT +                     | OUT -                   | OUT                | OUT                    | OUT       | OUT        | OUT              | OUT          | OUT                 | OUT                   | OUT                | OUT                 | OUT          | OUT            | OUT                | OUT      | OUT          | OUT              | OUT                       | OUT                 | IN                 | IN                  | IN            | IN                | IN                | IN  | IN       | IN                      | IN                           |                 |   |   |   |   |   |   |   |   |   |   |   |   |   |   |   |   |   |
| CAN1-H          | CAN1-L | CAN2-H | CAN2-L | CAN3-H | CAN3-L | Alternative blink control | Alt. contr. centr. lock | Driver door sensor | Passengers door sensor | Trunk lid | Hood sense | Original alarm++ | Arming state | Lock factory remote | Unlock factory remote | Any button pressed | Handbrake / Parking | Speed 10kmph | Engine running | Engine speed (RPM) | Ignition | Key inserted | Footbrake        | Drivers door opening sim. | Turn off the engine | Turn on the engine | Turn signal control | Trunk release | Opening all doors | Closing all doors | GND | PWR +12V | Contr. of factory alarm | Contr.c.lock. when ign.is on | Comfort closure |   |   |   |   |   |   |   |   |   |   |   |   |   |   |   |   |   |
| 1               | 2      | 3      | 4      | 5      | 6      | 7                         | 8                       | 1                  | 2                      | 3         | 4          | 5                | 6            | 7                   | 8                     | 9                  | 10                  | 11           | 12             | 13                 | 14       | 15           | 1                | 2                         | 3                   | 4                  | 5                   | 6             | 7                 | 8                 | 9   | 10       | +                       | +                            | +               | + | + | + | + | + | + | + | + | + | + | + | + | + | + | + | + | + |

Attention:

**VW SCIROCCO (13)** year: **2010** → with and without Keyless System program No: **11173** from: **2017-09-01**

| connector 8 pin |        |        |        |        |        |                           |                         | connector 15 pin   |                        |           |            |                  |              |                     |                       |                    |                     |              |                |                    |          |              | connector 10 pin |                           |                     |                    |                     |               |                   |                   |     |          |                         |                              |                 |   |   |   |   |   |   |   |   |   |   |   |   |   |   |   |   |   |   |
|-----------------|--------|--------|--------|--------|--------|---------------------------|-------------------------|--------------------|------------------------|-----------|------------|------------------|--------------|---------------------|-----------------------|--------------------|---------------------|--------------|----------------|--------------------|----------|--------------|------------------|---------------------------|---------------------|--------------------|---------------------|---------------|-------------------|-------------------|-----|----------|-------------------------|------------------------------|-----------------|---|---|---|---|---|---|---|---|---|---|---|---|---|---|---|---|---|---|
| CAN H           | CAN L  | CAN H  | CAN L  | CAN H  | CAN L  | OUT +                     | OUT -                   | OUT                | OUT                    | OUT       | OUT        | OUT              | OUT          | OUT                 | OUT                   | OUT                | OUT                 | OUT          | OUT            | OUT                | OUT      | OUT          | OUT              | OUT                       | OUT                 | IN                 | IN                  | IN            | IN                | IN                | IN  | IN       | IN                      | IN                           |                 |   |   |   |   |   |   |   |   |   |   |   |   |   |   |   |   |   |   |
| CAN1-H          | CAN1-L | CAN2-H | CAN2-L | CAN3-H | CAN3-L | Alternative blink control | Alt. contr. centr. lock | Driver door sensor | Passengers door sensor | Trunk lid | Hood sense | Original alarm++ | Arming state | Lock factory remote | Unlock factory remote | Any button pressed | Handbrake / Parking | Speed 10kmph | Engine running | Engine speed (RPM) | Ignition | Key inserted | Footbrake        | Drivers door opening sim. | Turn off the engine | Turn on the engine | Turn signal control | Trunk release | Opening all doors | Closing all doors | GND | PWR +12V | Contr. of factory alarm | Contr.c.lock. when ign.is on | Comfort closure |   |   |   |   |   |   |   |   |   |   |   |   |   |   |   |   |   |   |
| 1               | 2      | 3      | 4      | 5      | 6      | 7                         | 8                       | 1                  | 2                      | 3         | 4          | 5                | 6            | 7                   | 8                     | 9                  | 10                  | 11           | 12             | 13                 | 14       | 15           | 1                | 2                         | 3                   | 4                  | 5                   | 6             | 7                 | 8                 | 9   | 10       | +                       | +                            | +               | + | + | + | + | + | + | + | + | + | + | + | + | + | + | + | + | + | + |

Attention:

**VW SCIROCCO (13)** year: **2008** → with and without Keyless System program No: **11111** from: **2017-09-01**

| connector 8 pin |        |        |        |        |        |                           |                         | connector 15 pin   |                        |           |            |                  |              |                     |                       |                    |                     |              |                |                    |          |              | connector 10 pin |                           |                     |                    |                     |               |                   |                   |     |          |                         |                              |                 |   |   |   |   |   |   |   |   |   |   |   |   |   |   |   |   |   |   |
|-----------------|--------|--------|--------|--------|--------|---------------------------|-------------------------|--------------------|------------------------|-----------|------------|------------------|--------------|---------------------|-----------------------|--------------------|---------------------|--------------|----------------|--------------------|----------|--------------|------------------|---------------------------|---------------------|--------------------|---------------------|---------------|-------------------|-------------------|-----|----------|-------------------------|------------------------------|-----------------|---|---|---|---|---|---|---|---|---|---|---|---|---|---|---|---|---|---|
| CAN H           | CAN L  | CAN H  | CAN L  | CAN H  | CAN L  | OUT +                     | OUT -                   | OUT                | OUT                    | OUT       | OUT        | OUT              | OUT          | OUT                 | OUT                   | OUT                | OUT                 | OUT          | OUT            | OUT                | OUT      | OUT          | OUT              | OUT                       | OUT                 | IN                 | IN                  | IN            | IN                | IN                | IN  | IN       | IN                      | IN                           |                 |   |   |   |   |   |   |   |   |   |   |   |   |   |   |   |   |   |   |
| CAN1-H          | CAN1-L | CAN2-H | CAN2-L | CAN3-H | CAN3-L | Alternative blink control | Alt. contr. centr. lock | Driver door sensor | Passengers door sensor | Trunk lid | Hood sense | Original alarm++ | Arming state | Lock factory remote | Unlock factory remote | Any button pressed | Handbrake / Parking | Speed 10kmph | Engine running | Engine speed (RPM) | Ignition | Key inserted | Footbrake        | Drivers door opening sim. | Turn off the engine | Turn on the engine | Turn signal control | Trunk release | Opening all doors | Closing all doors | GND | PWR +12V | Contr. of factory alarm | Contr.c.lock. when ign.is on | Comfort closure |   |   |   |   |   |   |   |   |   |   |   |   |   |   |   |   |   |   |
| 1               | 2      | 3      | 4      | 5      | 6      | 7                         | 8                       | 1                  | 2                      | 3         | 4          | 5                | 6            | 7                   | 8                     | 9                  | 10                  | 11           | 12             | 13                 | 14       | 15           | 1                | 2                         | 3                   | 4                  | 5                   | 6             | 7                 | 8                 | 9   | 10       | +                       | +                            | +               | + | + | + | + | + | + | + | + | + | + | + | + | + | + | + | + | + | + |

Attention:

**VW SHARAN (7N)** year: **2010** → with and without Keyless System program No: **11173** from: **2017-09-01**

| connector 8 pin |        |        |        |        |        |                           |                         | connector 15 pin   |                        |           |            |                  |              |                     |                       |                    |                     |              |                |                    |          |              | connector 10 pin |                           |                     |                    |                     |               |                   |                   |     |          |                         |                              |                 |   |   |   |   |   |   |   |   |   |   |   |   |   |   |   |   |   |   |   |
|-----------------|--------|--------|--------|--------|--------|---------------------------|-------------------------|--------------------|------------------------|-----------|------------|------------------|--------------|---------------------|-----------------------|--------------------|---------------------|--------------|----------------|--------------------|----------|--------------|------------------|---------------------------|---------------------|--------------------|---------------------|---------------|-------------------|-------------------|-----|----------|-------------------------|------------------------------|-----------------|---|---|---|---|---|---|---|---|---|---|---|---|---|---|---|---|---|---|---|
| CAN H           | CAN L  | CAN H  | CAN L  | CAN H  | CAN L  | OUT +                     | OUT -                   | OUT                | OUT                    | OUT       | OUT        | OUT              | OUT          | OUT                 | OUT                   | OUT                | OUT                 | OUT          | OUT            | OUT                | OUT      | OUT          | OUT              | OUT                       | OUT                 | IN                 | IN                  | IN            | IN                | IN                | IN  | IN       | IN                      | IN                           |                 |   |   |   |   |   |   |   |   |   |   |   |   |   |   |   |   |   |   |   |
| CAN1-H          | CAN1-L | CAN2-H | CAN2-L | CAN3-H | CAN3-L | Alternative blink control | Alt. contr. centr. lock | Driver door sensor | Passengers door sensor | Trunk lid | Hood sense | Original alarm++ | Arming state | Lock factory remote | Unlock factory remote | Any button pressed | Handbrake / Parking | Speed 10kmph | Engine running | Engine speed (RPM) | Ignition | Key inserted | Footbrake        | Drivers door opening sim. | Turn off the engine | Turn on the engine | Turn signal control | Trunk release | Opening all doors | Closing all doors | GND | PWR +12V | Contr. of factory alarm | Contr.c.lock. when ign.is on | Comfort closure |   |   |   |   |   |   |   |   |   |   |   |   |   |   |   |   |   |   |   |
| 1               | 2      | 3      | 4      | 5      | 6      | 7                         | 8                       | 1                  | 2                      | 3         | 4          | 5                | 6            | 7                   | 8                     | 9                  | 10                  | 11           | 12             | 13                 | 14       | 15           | 1                | 2                         | 3                   | 4                  | 5                   | 6             | 7                 | 8                 | 9   | 10       | +                       | +                            | +               | + | + | + | + | + | + | + | + | + | + | + | + | + | + | + | + | + | + | + |

Attention:



| VW T-ROC (A1) (Regular-key) |        |        |        |        |        |       |       |                           |                         | year: 2017 →       |                        |           |            |                  |              |                     |                       |                    |                     | without Keyless System |                |                    |          |              |           |                           |                     |                    |                     | program №: 12252 |                   |                   |     |          |                         |                              |                 |     |     | from: 2023-05-22 |  |  |  |  |  |  |  |  |  |  |  |  |  |  |
|-----------------------------|--------|--------|--------|--------|--------|-------|-------|---------------------------|-------------------------|--------------------|------------------------|-----------|------------|------------------|--------------|---------------------|-----------------------|--------------------|---------------------|------------------------|----------------|--------------------|----------|--------------|-----------|---------------------------|---------------------|--------------------|---------------------|------------------|-------------------|-------------------|-----|----------|-------------------------|------------------------------|-----------------|-----|-----|------------------|--|--|--|--|--|--|--|--|--|--|--|--|--|--|
| connector 8 pin             |        |        |        |        |        |       |       |                           |                         | connector 15 pin   |                        |           |            |                  |              |                     |                       |                    |                     | connector 10 pin       |                |                    |          |              |           |                           |                     |                    |                     |                  |                   |                   |     |          |                         |                              |                 |     |     |                  |  |  |  |  |  |  |  |  |  |  |  |  |  |  |
| CAN H                       | CAN L  | CAN H  | CAN L  | CAN H  | CAN L  | CAN H | CAN L | OUT +                     | OUT -                   | OUT                | OUT                    | OUT       | OUT        | OUT              | OUT          | OUT                 | OUT                   | OUT                | OUT                 | OUT                    | IN             | IN                 | IN       | IN           | IN        | IN                        | IN                  | IN                 | IN                  | OUT              | OUT               | OUT               | OUT | OUT      | OUT                     | OUT                          | OUT             | OUT | OUT |                  |  |  |  |  |  |  |  |  |  |  |  |  |  |  |
| CAN1-H                      | CAN1-L | CAN2-H | CAN2-L | CAN3-H | CAN3-L |       |       | Alternative blink control | Alt. contr. centr. lock | Driver door sensor | Passengers door sensor | Trunk lid | Hood sense | Original alarm++ | Arming state | Lock factory remote | Unlock factory remote | Any button pressed | Handbrake / Parking | Speed 10kmph           | Engine running | Engine speed (RPM) | Ignition | Key inserted | Footbrake | Drivers door opening sim. | Turn off the engine | Turn on the engine | Turn signal control | Trunk release    | Opening all doors | Closing all doors | GND | PWR +12V | Contr. of factory alarm | Contr.c.lock. when ign.is on | Comfort closure |     |     |                  |  |  |  |  |  |  |  |  |  |  |  |  |  |  |
| 1                           | 2      | 3      | 4      | 5      | 6      | 7     | 8     |                           |                         | 1                  | 2                      | 3         | 4          | 5                | 6            | 7                   | 8                     | 9                  | 10                  | 11                     | 12             | 13                 | 14       | 15           | 1         | 2                         | 3                   | 4                  | 5                   | 6                | 7                 | 8                 | 9   | 10       |                         |                              |                 |     |     |                  |  |  |  |  |  |  |  |  |  |  |  |  |  |  |

Attention:

Switches

| VW T-ROC (A1) (Start-button) |        |        |        |        |        |       |       |                           |                         | year: 2017 →       |                        |           |            |                  |              |                     |                       |                    |                     | with and without Keyless System |                |                    |          |              |           |                           |                     |                    |                     | program №: 13414 |                   |                   |     |          |                         |                              |                 |     |     | from: 2023-05-22 |  |  |  |  |  |  |  |  |  |  |  |  |  |  |
|------------------------------|--------|--------|--------|--------|--------|-------|-------|---------------------------|-------------------------|--------------------|------------------------|-----------|------------|------------------|--------------|---------------------|-----------------------|--------------------|---------------------|---------------------------------|----------------|--------------------|----------|--------------|-----------|---------------------------|---------------------|--------------------|---------------------|------------------|-------------------|-------------------|-----|----------|-------------------------|------------------------------|-----------------|-----|-----|------------------|--|--|--|--|--|--|--|--|--|--|--|--|--|--|
| connector 8 pin              |        |        |        |        |        |       |       |                           |                         | connector 15 pin   |                        |           |            |                  |              |                     |                       |                    |                     | connector 10 pin                |                |                    |          |              |           |                           |                     |                    |                     |                  |                   |                   |     |          |                         |                              |                 |     |     |                  |  |  |  |  |  |  |  |  |  |  |  |  |  |  |
| CAN H                        | CAN L  | CAN H  | CAN L  | CAN H  | CAN L  | CAN H | CAN L | OUT +                     | OUT -                   | OUT                | OUT                    | OUT       | OUT        | OUT              | OUT          | OUT                 | OUT                   | OUT                | OUT                 | OUT                             | IN             | IN                 | IN       | IN           | IN        | IN                        | IN                  | IN                 | IN                  | OUT              | OUT               | OUT               | OUT | OUT      | OUT                     | OUT                          | OUT             | OUT | OUT |                  |  |  |  |  |  |  |  |  |  |  |  |  |  |  |
| CAN1-H                       | CAN1-L | CAN2-H | CAN2-L | CAN3-H | CAN3-L |       |       | Alternative blink control | Alt. contr. centr. lock | Driver door sensor | Passengers door sensor | Trunk lid | Hood sense | Original alarm++ | Arming state | Lock factory remote | Unlock factory remote | Any button pressed | Handbrake / Parking | Speed 10kmph                    | Engine running | Engine speed (RPM) | Ignition | Key inserted | Footbrake | Drivers door opening sim. | Turn off the engine | Turn on the engine | Turn signal control | Trunk release    | Opening all doors | Closing all doors | GND | PWR +12V | Contr. of factory alarm | Contr.c.lock. when ign.is on | Comfort closure |     |     |                  |  |  |  |  |  |  |  |  |  |  |  |  |  |  |
| 1                            | 2      | 3      | 4      | 5      | 6      | 7     | 8     |                           |                         | 1                  | 2                      | 3         | 4          | 5                | 6            | 7                   | 8                     | 9                  | 10                  | 11                              | 12             | 13                 | 14       | 15           | 1         | 2                         | 3                   | 4                  | 5                   | 6                | 7                 | 8                 | 9   | 10       |                         |                              |                 |     |     |                  |  |  |  |  |  |  |  |  |  |  |  |  |  |  |

Attention:

Switches

| VW T5 (7H)      |        |        |        |        |        |       |       |                           |                         | year: 2003 →       |                        |           |            |                  |              |                     |                       |                    |                     | program №: 11161 |                |                    |          |              |           |                           |                     |                    |                     | from: 2017-09-01 |                   |                   |     |          |                         |                              |                 |     |     |  |  |  |  |  |  |  |  |  |  |  |  |  |  |  |
|-----------------|--------|--------|--------|--------|--------|-------|-------|---------------------------|-------------------------|--------------------|------------------------|-----------|------------|------------------|--------------|---------------------|-----------------------|--------------------|---------------------|------------------|----------------|--------------------|----------|--------------|-----------|---------------------------|---------------------|--------------------|---------------------|------------------|-------------------|-------------------|-----|----------|-------------------------|------------------------------|-----------------|-----|-----|--|--|--|--|--|--|--|--|--|--|--|--|--|--|--|
| connector 8 pin |        |        |        |        |        |       |       |                           |                         | connector 15 pin   |                        |           |            |                  |              |                     |                       |                    |                     | connector 10 pin |                |                    |          |              |           |                           |                     |                    |                     |                  |                   |                   |     |          |                         |                              |                 |     |     |  |  |  |  |  |  |  |  |  |  |  |  |  |  |  |
| CAN H           | CAN L  | CAN H  | CAN L  | CAN H  | CAN L  | CAN H | CAN L | OUT +                     | OUT -                   | OUT                | OUT                    | OUT       | OUT        | OUT              | OUT          | OUT                 | OUT                   | OUT                | OUT                 | OUT              | IN             | IN                 | IN       | IN           | IN        | IN                        | IN                  | IN                 | IN                  | OUT              | OUT               | OUT               | OUT | OUT      | OUT                     | OUT                          | OUT             | OUT | OUT |  |  |  |  |  |  |  |  |  |  |  |  |  |  |  |
| CAN1-H          | CAN1-L | CAN2-H | CAN2-L | CAN3-H | CAN3-L |       |       | Alternative blink control | Alt. contr. centr. lock | Driver door sensor | Passengers door sensor | Trunk lid | Hood sense | Original alarm++ | Arming state | Lock factory remote | Unlock factory remote | Any button pressed | Handbrake / Parking | Speed 10kmph     | Engine running | Engine speed (RPM) | Ignition | Key inserted | Footbrake | Drivers door opening sim. | Turn off the engine | Turn on the engine | Turn signal control | Trunk release    | Opening all doors | Closing all doors | GND | PWR +12V | Contr. of factory alarm | Contr.c.lock. when ign.is on | Comfort closure |     |     |  |  |  |  |  |  |  |  |  |  |  |  |  |  |  |
| 1               | 2      | 3      | 4      | 5      | 6      | 7     | 8     |                           |                         | 1                  | 2                      | 3         | 4          | 5                | 6            | 7                   | 8                     | 9                  | 10                  | 11               | 12             | 13                 | 14       | 15           | 1         | 2                         | 3                   | 4                  | 5                   | 6                | 7                 | 8                 | 9   | 10       |                         |                              |                 |     |     |  |  |  |  |  |  |  |  |  |  |  |  |  |  |  |

Attention:

Switches

| VW T5 CARAVELLE (7H) |        |        |        |        |        |       |       |                           |                         | year: 2010 →       |                        |           |            |                  |              |                     |                       |                    |                     | with and without Keyless System |                |                    |          |              |           |                           |                     |                    |                     | program №: 11176 |                   |                   |     |          |                         |                              |                 |     |     | from: 2017-09-01 |  |  |  |  |  |  |  |  |  |  |  |  |  |  |
|----------------------|--------|--------|--------|--------|--------|-------|-------|---------------------------|-------------------------|--------------------|------------------------|-----------|------------|------------------|--------------|---------------------|-----------------------|--------------------|---------------------|---------------------------------|----------------|--------------------|----------|--------------|-----------|---------------------------|---------------------|--------------------|---------------------|------------------|-------------------|-------------------|-----|----------|-------------------------|------------------------------|-----------------|-----|-----|------------------|--|--|--|--|--|--|--|--|--|--|--|--|--|--|
| connector 8 pin      |        |        |        |        |        |       |       |                           |                         | connector 15 pin   |                        |           |            |                  |              |                     |                       |                    |                     | connector 10 pin                |                |                    |          |              |           |                           |                     |                    |                     |                  |                   |                   |     |          |                         |                              |                 |     |     |                  |  |  |  |  |  |  |  |  |  |  |  |  |  |  |
| CAN H                | CAN L  | CAN H  | CAN L  | CAN H  | CAN L  | CAN H | CAN L | OUT +                     | OUT -                   | OUT                | OUT                    | OUT       | OUT        | OUT              | OUT          | OUT                 | OUT                   | OUT                | OUT                 | OUT                             | IN             | IN                 | IN       | IN           | IN        | IN                        | IN                  | IN                 | IN                  | OUT              | OUT               | OUT               | OUT | OUT      | OUT                     | OUT                          | OUT             | OUT | OUT |                  |  |  |  |  |  |  |  |  |  |  |  |  |  |  |
| CAN1-H               | CAN1-L | CAN2-H | CAN2-L | CAN3-H | CAN3-L |       |       | Alternative blink control | Alt. contr. centr. lock | Driver door sensor | Passengers door sensor | Trunk lid | Hood sense | Original alarm++ | Arming state | Lock factory remote | Unlock factory remote | Any button pressed | Handbrake / Parking | Speed 10kmph                    | Engine running | Engine speed (RPM) | Ignition | Key inserted | Footbrake | Drivers door opening sim. | Turn off the engine | Turn on the engine | Turn signal control | Trunk release    | Opening all doors | Closing all doors | GND | PWR +12V | Contr. of factory alarm | Contr.c.lock. when ign.is on | Comfort closure |     |     |                  |  |  |  |  |  |  |  |  |  |  |  |  |  |  |
| 1                    | 2      | 3      | 4      | 5      | 6      | 7     | 8     |                           |                         | 1                  | 2                      | 3         | 4          | 5                | 6            | 7                   | 8                     | 9                  | 10                  | 11                              | 12             | 13                 | 14       | 15           | 1         | 2                         | 3                   | 4                  | 5                   | 6                | 7                 | 8                 | 9   | 10       |                         |                              |                 |     |     |                  |  |  |  |  |  |  |  |  |  |  |  |  |  |  |

Attention:

Switches

| VW T5 CARAVELLE (7H) |        |        |        |        |        |       |       |                           |                         | year: 2003 →       |                        |           |            |                  |              |                     |                       |                    |                     | program №: 11161 |                |                    |          |              |           |                           |                     |                    |                     | from: 2017-09-01 |                   |                   |     |          |                         |                              |                 |     |     |  |  |  |  |  |  |  |  |  |  |  |  |  |  |  |
|----------------------|--------|--------|--------|--------|--------|-------|-------|---------------------------|-------------------------|--------------------|------------------------|-----------|------------|------------------|--------------|---------------------|-----------------------|--------------------|---------------------|------------------|----------------|--------------------|----------|--------------|-----------|---------------------------|---------------------|--------------------|---------------------|------------------|-------------------|-------------------|-----|----------|-------------------------|------------------------------|-----------------|-----|-----|--|--|--|--|--|--|--|--|--|--|--|--|--|--|--|
| connector 8 pin      |        |        |        |        |        |       |       |                           |                         | connector 15 pin   |                        |           |            |                  |              |                     |                       |                    |                     | connector 10 pin |                |                    |          |              |           |                           |                     |                    |                     |                  |                   |                   |     |          |                         |                              |                 |     |     |  |  |  |  |  |  |  |  |  |  |  |  |  |  |  |
| CAN H                | CAN L  | CAN H  | CAN L  | CAN H  | CAN L  | CAN H | CAN L | OUT +                     | OUT -                   | OUT                | OUT                    | OUT       | OUT        | OUT              | OUT          | OUT                 | OUT                   | OUT                | OUT                 | OUT              | IN             | IN                 | IN       | IN           | IN        | IN                        | IN                  | IN                 | IN                  | OUT              | OUT               | OUT               | OUT | OUT      | OUT                     | OUT                          | OUT             | OUT | OUT |  |  |  |  |  |  |  |  |  |  |  |  |  |  |  |
| CAN1-H               | CAN1-L | CAN2-H | CAN2-L | CAN3-H | CAN3-L |       |       | Alternative blink control | Alt. contr. centr. lock | Driver door sensor | Passengers door sensor | Trunk lid | Hood sense | Original alarm++ | Arming state | Lock factory remote | Unlock factory remote | Any button pressed | Handbrake / Parking | Speed 10kmph     | Engine running | Engine speed (RPM) | Ignition | Key inserted | Footbrake | Drivers door opening sim. | Turn off the engine | Turn on the engine | Turn signal control | Trunk release    | Opening all doors | Closing all doors | GND | PWR +12V | Contr. of factory alarm | Contr.c.lock. when ign.is on | Comfort closure |     |     |  |  |  |  |  |  |  |  |  |  |  |  |  |  |  |
| 1                    | 2      | 3      | 4      | 5      | 6      | 7     | 8     |                           |                         | 1                  | 2                      | 3         | 4          | 5                | 6            | 7                   | 8                     | 9                  | 10                  | 11               | 12             | 13                 | 14       | 15           | 1         | 2                         | 3                   | 4                  | 5                   | 6                | 7                 | 8                 | 9   | 10       |                         |                              |                 |     |     |  |  |  |  |  |  |  |  |  |  |  |  |  |  |  |

Attention:

Switches

| VW T5 GP (7H)   |        |        |        |        |        |                           |                         |                    | year: 2010 →           | with and without Keyless System | program N°: 11176 | from: 2017-09-01 |              |                     |                       |                    |                     |              |                |                    |          |              |           |                           |                     |                    |                     |               |                   |                   |     |          |                         |                              |                 |   |
|-----------------|--------|--------|--------|--------|--------|---------------------------|-------------------------|--------------------|------------------------|---------------------------------|-------------------|------------------|--------------|---------------------|-----------------------|--------------------|---------------------|--------------|----------------|--------------------|----------|--------------|-----------|---------------------------|---------------------|--------------------|---------------------|---------------|-------------------|-------------------|-----|----------|-------------------------|------------------------------|-----------------|---|
| connector 8 pin |        |        |        |        |        |                           |                         | connector 15 pin   |                        |                                 |                   |                  |              |                     |                       | connector 10 pin   |                     |              |                |                    |          |              |           |                           |                     |                    |                     |               |                   |                   |     |          |                         |                              |                 |   |
| CAN H           | CAN L  | CAN H  | CAN L  | CAN H  | CAN L  | OUT +                     | OUT -                   | OUT                | OUT                    | OUT                             | OUT               | OUT              | OUT          | OUT                 | OUT                   | OUT                | OUT                 | OUT          | IN             | IN                 | IN       | IN           |           |                           |                     |                    |                     |               |                   |                   |     |          |                         |                              |                 |   |
| CAN1-H          | CAN1-L | CAN2-H | CAN2-L | CAN3-H | CAN3-L | Alternative blink control | Alt. contr. centr. lock | Driver door sensor | Passengers door sensor | Trunk lid                       | Hood sense        | Original alarm++ | Arming state | Lock factory remote | Unlock factory remote | Any button pressed | Handbrake / Parking | Speed 10kmph | Engine running | Engine speed (RPM) | Ignition | Key inserted | Footbrake | Drivers door opening sim. | Turn off the engine | Turn on the engine | Turn signal control | Trunk release | Opening all doors | Closing all doors | GND | PWR +12V | Contr. of factory alarm | Contr.c.lock. when ign.is on | Comfort closure |   |
| 1               | 2      | 3      | 4      | 5      | 6      | 7                         | 8                       | 1                  | 2                      | 3                               | 4                 | 5                | 6            | 7                   | 8                     | 9                  | 10                  | 11           | 12             | 13                 | 14       | 15           | 1         | 2                         | 3                   | 4                  | 5                   | 6             | 7                 | 8                 | 9   | 10       |                         |                              |                 |   |
| +               | +      | +      | +      | +      | +      | +                         | +                       | +                  | +                      | +                               | +                 | +                | +            | +                   | +                     | +                  | +                   | +            | +              | +                  | +        | +            | +         | +                         | +                   | +                  | +                   | +             | +                 | +                 | +   | +        | +                       | +                            | +               | + |
| Attention:      |        |        |        |        |        |                           |                         |                    |                        |                                 |                   |                  |              |                     |                       |                    |                     |              |                |                    |          |              |           |                           |                     |                    |                     |               |                   |                   |     |          |                         |                              |                 |   |

| VW T5 MULTIVAN (7H) |        |        |        |        |        |                           |                         |                    | year: 2010 →           |           | program N°: 11176 | from: 2017-09-01 |              |                     |                       |                    |                     |              |                |                    |          |              |           |                           |                     |                    |                     |               |                   |                   |     |          |                         |                              |                 |   |   |
|---------------------|--------|--------|--------|--------|--------|---------------------------|-------------------------|--------------------|------------------------|-----------|-------------------|------------------|--------------|---------------------|-----------------------|--------------------|---------------------|--------------|----------------|--------------------|----------|--------------|-----------|---------------------------|---------------------|--------------------|---------------------|---------------|-------------------|-------------------|-----|----------|-------------------------|------------------------------|-----------------|---|---|
| connector 8 pin     |        |        |        |        |        |                           |                         | connector 15 pin   |                        |           |                   |                  |              |                     |                       | connector 10 pin   |                     |              |                |                    |          |              |           |                           |                     |                    |                     |               |                   |                   |     |          |                         |                              |                 |   |   |
| CAN H               | CAN L  | CAN H  | CAN L  | CAN H  | CAN L  | OUT +                     | OUT -                   | OUT                | OUT                    | OUT       | OUT               | OUT              | OUT          | OUT                 | OUT                   | OUT                | OUT                 | OUT          | OUT            | OUT                | OUT      | OUT          | OUT       | IN                        | IN                  | IN                 | IN                  | IN            | IN                | IN                | IN  | IN       | IN                      | IN                           | IN              |   |   |
| CAN1-H              | CAN1-L | CAN2-H | CAN2-L | CAN3-H | CAN3-L | Alternative blink control | Alt. contr. centr. lock | Driver door sensor | Passengers door sensor | Trunk lid | Hood sense        | Original alarm++ | Arming state | Lock factory remote | Unlock factory remote | Any button pressed | Handbrake / Parking | Speed 10kmph | Engine running | Engine speed (RPM) | Ignition | Key inserted | Footbrake | Drivers door opening sim. | Turn off the engine | Turn on the engine | Turn signal control | Trunk release | Opening all doors | Closing all doors | GND | PWR +12V | Contr. of factory alarm | Contr.c.lock. when ign.is on | Comfort closure |   |   |
| 1                   | 2      | 3      | 4      | 5      | 6      | 7                         | 8                       | 1                  | 2                      | 3         | 4                 | 5                | 6            | 7                   | 8                     | 9                  | 10                  | 11           | 12             | 13                 | 14       | 15           | 1         | 2                         | 3                   | 4                  | 5                   | 6             | 7                 | 8                 | 9   | 10       |                         |                              |                 |   |   |
| +                   | +      | +      | +      | +      | +      | +                         | +                       | +                  | +                      | +         | +                 | +                | +            | +                   | +                     | +                  | +                   | +            | +              | +                  | +        | +            | +         | +                         | +                   | +                  | +                   | +             | +                 | +                 | +   | +        | +                       | +                            | +               | + | + |
| Attention:          |        |        |        |        |        |                           |                         |                    |                        |           |                   |                  |              |                     |                       |                    |                     |              |                |                    |          |              |           |                           |                     |                    |                     |               |                   |                   |     |          |                         |                              |                 |   |   |

| VW T5 MULTIVAN (7H) |        |        |        |        |        |                           |                         |                    | year: 2003 →           |           | program N°: 11161 | from: 2017-09-01 |              |                     |                       |                    |                     |              |                |                    |          |              |           |                           |                     |                    |                     |               |                   |                   |     |          |                         |                              |                 |   |   |
|---------------------|--------|--------|--------|--------|--------|---------------------------|-------------------------|--------------------|------------------------|-----------|-------------------|------------------|--------------|---------------------|-----------------------|--------------------|---------------------|--------------|----------------|--------------------|----------|--------------|-----------|---------------------------|---------------------|--------------------|---------------------|---------------|-------------------|-------------------|-----|----------|-------------------------|------------------------------|-----------------|---|---|
| connector 8 pin     |        |        |        |        |        |                           |                         | connector 15 pin   |                        |           |                   |                  |              |                     |                       | connector 10 pin   |                     |              |                |                    |          |              |           |                           |                     |                    |                     |               |                   |                   |     |          |                         |                              |                 |   |   |
| CAN H               | CAN L  | CAN H  | CAN L  | CAN H  | CAN L  | OUT +                     | OUT -                   | OUT                | OUT                    | OUT       | OUT               | OUT              | OUT          | OUT                 | OUT                   | OUT                | OUT                 | OUT          | OUT            | OUT                | OUT      | OUT          | OUT       | IN                        | IN                  | IN                 | IN                  | IN            | IN                | IN                | IN  | IN       | IN                      | IN                           | IN              |   |   |
| CAN1-H              | CAN1-L | CAN2-H | CAN2-L | CAN3-H | CAN3-L | Alternative blink control | Alt. contr. centr. lock | Driver door sensor | Passengers door sensor | Trunk lid | Hood sense        | Original alarm++ | Arming state | Lock factory remote | Unlock factory remote | Any button pressed | Handbrake / Parking | Speed 10kmph | Engine running | Engine speed (RPM) | Ignition | Key inserted | Footbrake | Drivers door opening sim. | Turn off the engine | Turn on the engine | Turn signal control | Trunk release | Opening all doors | Closing all doors | GND | PWR +12V | Contr. of factory alarm | Contr.c.lock. when ign.is on | Comfort closure |   |   |
| 1                   | 2      | 3      | 4      | 5      | 6      | 7                         | 8                       | 1                  | 2                      | 3         | 4                 | 5                | 6            | 7                   | 8                     | 9                  | 10                  | 11           | 12             | 13                 | 14       | 15           | 1         | 2                         | 3                   | 4                  | 5                   | 6             | 7                 | 8                 | 9   | 10       |                         |                              |                 |   |   |
| +                   | +      | +      | +      | +      | +      | +                         | +                       | +                  | +                      | +         | +                 | +                | +            | +                   | +                     | +                  | +                   | +            | +              | +                  | +        | +            | +         | +                         | +                   | +                  | +                   | +             | +                 | +                 | +   | +        | +                       | +                            | +               | + | + |
| Attention:          |        |        |        |        |        |                           |                         |                    |                        |           |                   |                  |              |                     |                       |                    |                     |              |                |                    |          |              |           |                           |                     |                    |                     |               |                   |                   |     |          |                         |                              |                 |   |   |

| VW T5 TRANSPORTER (7H) |        |        |        |        |        |                           |                         |                    | year: 2010 →           |           | program N°: 11176 | from: 2017-09-01 |              |                     |                       |                    |                     |              |                |                    |          |              |           |                           |                     |                    |                     |               |                   |                   |     |          |                         |                              |                 |    |   |
|------------------------|--------|--------|--------|--------|--------|---------------------------|-------------------------|--------------------|------------------------|-----------|-------------------|------------------|--------------|---------------------|-----------------------|--------------------|---------------------|--------------|----------------|--------------------|----------|--------------|-----------|---------------------------|---------------------|--------------------|---------------------|---------------|-------------------|-------------------|-----|----------|-------------------------|------------------------------|-----------------|----|---|
| connector 8 pin        |        |        |        |        |        |                           |                         | connector 15 pin   |                        |           |                   |                  |              |                     |                       | connector 10 pin   |                     |              |                |                    |          |              |           |                           |                     |                    |                     |               |                   |                   |     |          |                         |                              |                 |    |   |
| CAN H                  | CAN L  | CAN H  | CAN L  | CAN H  | CAN L  | OUT +                     | OUT -                   | OUT                | OUT                    | OUT       | OUT               | OUT              | OUT          | OUT                 | OUT                   | OUT                | OUT                 | OUT          | OUT            | OUT                | OUT      | OUT          | OUT       | IN                        | IN                  | IN                 | IN                  | IN            | IN                | IN                | IN  | IN       | IN                      | IN                           | IN              | IN |   |
| CAN1-H                 | CAN1-L | CAN2-H | CAN2-L | CAN3-H | CAN3-L | Alternative blink control | Alt. contr. centr. lock | Driver door sensor | Passengers door sensor | Trunk lid | Hood sense        | Original alarm++ | Arming state | Lock factory remote | Unlock factory remote | Any button pressed | Handbrake / Parking | Speed 10kmph | Engine running | Engine speed (RPM) | Ignition | Key inserted | Footbrake | Drivers door opening sim. | Turn off the engine | Turn on the engine | Turn signal control | Trunk release | Opening all doors | Closing all doors | GND | PWR +12V | Contr. of factory alarm | Contr.c.lock. when ign.is on | Comfort closure |    |   |
| 1                      | 2      | 3      | 4      | 5      | 6      | 7                         | 8                       | 1                  | 2                      | 3         | 4                 | 5                | 6            | 7                   | 8                     | 9                  | 10                  | 11           | 12             | 13                 | 14       | 15           | 1         | 2                         | 3                   | 4                  | 5                   | 6             | 7                 | 8                 | 9   | 10       |                         |                              |                 |    |   |
| +                      | +      | +      | +      | +      | +      | +                         | +                       | +                  | +                      | +         | +                 | +                | +            | +                   | +                     | +                  | +                   | +            | +              | +                  | +        | +            | +         | +                         | +                   | +                  | +                   | +             | +                 | +                 | +   | +        | +                       | +                            | +               | +  | + |
| Attention:             |        |        |        |        |        |                           |                         |                    |                        |           |                   |                  |              |                     |                       |                    |                     |              |                |                    |          |              |           |                           |                     |                    |                     |               |                   |                   |     |          |                         |                              |                 |    |   |

| VW T5 TRANSPORTER (7H) |        |        |        |        |        |                           |                         |                    | year: 2003 →           |           | program N°: 11161 | from: 2017-09-01 |              |                     |                       |                    |                     |              |                |                    |          |              |           |                           |                     |                    |                     |               |                   |                   |     |          |                         |                              |                 |    |   |
|------------------------|--------|--------|--------|--------|--------|---------------------------|-------------------------|--------------------|------------------------|-----------|-------------------|------------------|--------------|---------------------|-----------------------|--------------------|---------------------|--------------|----------------|--------------------|----------|--------------|-----------|---------------------------|---------------------|--------------------|---------------------|---------------|-------------------|-------------------|-----|----------|-------------------------|------------------------------|-----------------|----|---|
| connector 8 pin        |        |        |        |        |        |                           |                         | connector 15 pin   |                        |           |                   |                  |              |                     |                       | connector 10 pin   |                     |              |                |                    |          |              |           |                           |                     |                    |                     |               |                   |                   |     |          |                         |                              |                 |    |   |
| CAN H                  | CAN L  | CAN H  | CAN L  | CAN H  | CAN L  | OUT +                     | OUT -                   | OUT                | OUT                    | OUT       | OUT               | OUT              | OUT          | OUT                 | OUT                   | OUT                | OUT                 | OUT          | OUT            | OUT                | OUT      | OUT          | OUT       | IN                        | IN                  | IN                 | IN                  | IN            | IN                | IN                | IN  | IN       | IN                      | IN                           | IN              | IN |   |
| CAN1-H                 | CAN1-L | CAN2-H | CAN2-L | CAN3-H | CAN3-L | Alternative blink control | Alt. contr. centr. lock | Driver door sensor | Passengers door sensor | Trunk lid | Hood sense        | Original alarm++ | Arming state | Lock factory remote | Unlock factory remote | Any button pressed | Handbrake / Parking | Speed 10kmph | Engine running | Engine speed (RPM) | Ignition | Key inserted | Footbrake | Drivers door opening sim. | Turn off the engine | Turn on the engine | Turn signal control | Trunk release | Opening all doors | Closing all doors | GND | PWR +12V | Contr. of factory alarm | Contr.c.lock. when ign.is on | Comfort closure |    |   |
| 1                      | 2      | 3      | 4      | 5      | 6      | 7                         | 8                       | 1                  | 2                      | 3         | 4                 | 5                | 6            | 7                   | 8                     | 9                  | 10                  | 11           | 12             | 13                 | 14       | 15           | 1         | 2                         | 3                   | 4                  | 5                   | 6             | 7                 | 8                 | 9   | 10       |                         |                              |                 |    |   |
| +                      | +      | +      | +      | +      | +      | +                         | +                       | +                  | +                      | +         | +                 | +                | +            | +                   | +                     | +                  | +                   | +            | +              | +                  | +        | +            | +         | +                         | +                   | +                  | +                   | +             | +                 | +                 | +   | +        | +                       | +                            | +               | +  | + |
| Attention:             |        |        |        |        |        |                           |                         |                    |                        |           |                   |                  |              |                     |                       |                    |                     |              |                |                    |          |              |           |                           |                     |                    |                     |               |                   |                   |     |          |                         |                              |                 |    |   |


| VW T5 TRANSPORTER (7H) |        |        |        |        |        |                           |                         |                    | year: 2003 →           |           | program N°: 11161 | from: 2017-09-01 |              |                     |                       |                    |                     |              |                |                    |          |              |           |                           |                     |                    |                     |               |                   |                   |     |          |                         |                              |                 |    |    |
|------------------------|--------|--------|--------|--------|--------|---------------------------|-------------------------|--------------------|------------------------|-----------|-------------------|------------------|--------------|---------------------|-----------------------|--------------------|---------------------|--------------|----------------|--------------------|----------|--------------|-----------|---------------------------|---------------------|--------------------|---------------------|---------------|-------------------|-------------------|-----|----------|-------------------------|------------------------------|-----------------|----|----|
| connector 8 pin        |        |        |        |        |        |                           |                         | connector 15 pin   |                        |           |                   |                  |              |                     |                       | connector 10 pin   |                     |              |                |                    |          |              |           |                           |                     |                    |                     |               |                   |                   |     |          |                         |                              |                 |    |    |
| CAN H                  | CAN L  | CAN H  | CAN L  | CAN H  | CAN L  | OUT +                     | OUT -                   | OUT                | OUT                    | OUT       | OUT               | OUT              | OUT          | OUT                 | OUT                   | OUT                | OUT                 | OUT          | OUT            | OUT                | OUT      | OUT          | OUT       | IN                        | IN                  | IN                 | IN                  | IN            | IN                | IN                | IN  | IN       | IN                      | IN                           | IN              | IN | IN |
| CAN1-H                 | CAN1-L | CAN2-H | CAN2-L | CAN3-H | CAN3-L | Alternative blink control | Alt. contr. centr. lock | Driver door sensor | Passengers door sensor | Trunk lid | Hood sense        | Original alarm++ | Arming state | Lock factory remote | Unlock factory remote | Any button pressed | Handbrake / Parking | Speed 10kmph | Engine running | Engine speed (RPM) | Ignition | Key inserted | Footbrake | Drivers door opening sim. | Turn off the engine | Turn on the engine | Turn signal control | Trunk release | Opening all doors | Closing all doors | GND | PWR +12V | Contr. of factory alarm | Contr.c.lock. when ign.is on | Comfort closure |    |    |
| 1                      | 2      | 3      | 4      | 5      | 6      | 7                         | 8                       | 1                  | 2                      | 3         | 4                 | 5                | 6            | 7                   | 8                     | 9                  | 10                  | 11           | 12             | 13                 | 14       | 15           | 1         | 2                         | 3                   | 4                  | 5                   | 6             | 7                 | 8                 | 9   | 10       |                         |                              |                 |    |    |
| +                      | +      | +      | +      | +      | +      | +                         | +                       | +                  | +                      | +         | +                 | +                | +            | +                   | +                     | +                  | +                   | +            | +              | +                  | +        | +            | +         | +                         | +                   | +                  | +                   | +             | +                 | +                 | +   | +        | +                       | +                            | +               | +  | +  |
| Attention:             |        |        |        |        |        |                           |                         |                    |                        |           |                   |                  |              |                     |                       |                    |                     |              |                |                    |          |              |           |                           |                     |                    |                     |               |                   |                   |     |          |                         |                              |                 |    |    |





| VW TIGUAN (5N) (Start-button) |        |        |        |        |        |       |       |                           |                         | year: 2020 →       |                        |           |            |                  |              |                     |                       |                    |                     | with and without Keyless System |                |                    |          |              |           |                           |                     |                    |                     | program №: 13358 |                   |                   |     |          |           |                           |                     |                    |                     | from: 2023-05-22 |                   |                   |     |          |                         |                              |                 |    |    |  |  |  |  |  |  |  |  |  |  |  |  |  |  |  |  |  |  |  |  |  |  |  |  |  |
|-------------------------------|--------|--------|--------|--------|--------|-------|-------|---------------------------|-------------------------|--------------------|------------------------|-----------|------------|------------------|--------------|---------------------|-----------------------|--------------------|---------------------|---------------------------------|----------------|--------------------|----------|--------------|-----------|---------------------------|---------------------|--------------------|---------------------|------------------|-------------------|-------------------|-----|----------|-----------|---------------------------|---------------------|--------------------|---------------------|------------------|-------------------|-------------------|-----|----------|-------------------------|------------------------------|-----------------|----|----|--|--|--|--|--|--|--|--|--|--|--|--|--|--|--|--|--|--|--|--|--|--|--|--|--|
| connector 8 pin               |        |        |        |        |        |       |       |                           |                         | connector 15 pin   |                        |           |            |                  |              |                     |                       |                    |                     | connector 10 pin                |                |                    |          |              |           |                           |                     |                    |                     |                  |                   |                   |     |          |           |                           |                     |                    |                     |                  |                   |                   |     |          |                         |                              |                 |    |    |  |  |  |  |  |  |  |  |  |  |  |  |  |  |  |  |  |  |  |  |  |  |  |  |  |
| CAN H                         | CAN L  | CAN H  | CAN L  | CAN H  | CAN L  | CAN H | CAN L | OUT +                     | OUT -                   | OUT                | OUT                    | OUT       | OUT        | OUT              | OUT          | OUT                 | OUT                   | OUT                | OUT                 | OUT                             | IN             | IN                 | IN       | IN           | IN        | IN                        | IN                  | IN                 | IN                  | OUT              | OUT               | OUT               | OUT | OUT      | OUT       | OUT                       | OUT                 | OUT                | OUT                 | OUT              | IN                | IN                | IN  | IN       | IN                      | IN                           | IN              | IN | IN |  |  |  |  |  |  |  |  |  |  |  |  |  |  |  |  |  |  |  |  |  |  |  |  |  |
| CAN1-H                        | CAN1-L | CAN2-H | CAN2-L | CAN3-H | CAN3-L |       |       | Alternative blink control | Alt. contr. centr. lock | Driver door sensor | Passengers door sensor | Trunk lid | Hood sense | Original alarm++ | Arming state | Lock factory remote | Unlock factory remote | Any button pressed | Handbrake / Parking | Speed 10kmph                    | Engine running | Engine speed (RPM) | Ignition | Key inserted | Footbrake | Drivers door opening sim. | Turn off the engine | Turn on the engine | Turn signal control | Trunk release    | Opening all doors | Closing all doors | GND | PWR +12V | Footbrake | Drivers door opening sim. | Turn off the engine | Turn on the engine | Turn signal control | Trunk release    | Opening all doors | Closing all doors | GND | PWR +12V | Contr. of factory alarm | Contr.c.lock. when ign.is on | Comfort closure |    |    |  |  |  |  |  |  |  |  |  |  |  |  |  |  |  |  |  |  |  |  |  |  |  |  |  |
| 1                             | 2      | 3      | 4      | 5      | 6      | 7     | 8     |                           |                         | 1                  | 2                      | 3         | 4          | 5                | 6            | 7                   | 8                     | 9                  | 10                  | 11                              | 12             | 13                 | 14       | 15           | 1         | 2                         | 3                   | 4                  | 5                   | 6                | 7                 | 8                 | 9   | 10       | 1         | 2                         | 3                   | 4                  | 5                   | 6                | 7                 | 8                 | 9   | 10       |                         |                              |                 |    |    |  |  |  |  |  |  |  |  |  |  |  |  |  |  |  |  |  |  |  |  |  |  |  |  |  |

Attention:



| VW TIGUAN (5N) (Start-button) |        |        |        |        |        |       |       |                           |                         | year: 2018 →       |                        |           |            |                  |              |                     |                       |                    |                     | with and without Keyless System |                |                    |          |              |           |                           |                     |                    |                     | program №: 13382 |                   |                   |     |          |           |                           |                     |                    |                     | from: 2023-05-22 |                   |                   |     |          |                         |                              |                 |    |    |   |   |   |   |    |  |  |  |  |  |  |  |  |  |  |  |  |  |  |  |  |  |  |  |  |  |  |  |  |  |  |  |  |  |  |
|-------------------------------|--------|--------|--------|--------|--------|-------|-------|---------------------------|-------------------------|--------------------|------------------------|-----------|------------|------------------|--------------|---------------------|-----------------------|--------------------|---------------------|---------------------------------|----------------|--------------------|----------|--------------|-----------|---------------------------|---------------------|--------------------|---------------------|------------------|-------------------|-------------------|-----|----------|-----------|---------------------------|---------------------|--------------------|---------------------|------------------|-------------------|-------------------|-----|----------|-------------------------|------------------------------|-----------------|----|----|---|---|---|---|----|--|--|--|--|--|--|--|--|--|--|--|--|--|--|--|--|--|--|--|--|--|--|--|--|--|--|--|--|--|--|
| connector 8 pin               |        |        |        |        |        |       |       |                           |                         | connector 15 pin   |                        |           |            |                  |              |                     |                       |                    |                     | connector 10 pin                |                |                    |          |              |           |                           |                     |                    |                     |                  |                   |                   |     |          |           |                           |                     |                    |                     |                  |                   |                   |     |          |                         |                              |                 |    |    |   |   |   |   |    |  |  |  |  |  |  |  |  |  |  |  |  |  |  |  |  |  |  |  |  |  |  |  |  |  |  |  |  |  |  |
| CAN H                         | CAN L  | CAN H  | CAN L  | CAN H  | CAN L  | CAN H | CAN L | OUT +                     | OUT -                   | OUT                | OUT                    | OUT       | OUT        | OUT              | OUT          | OUT                 | OUT                   | OUT                | OUT                 | OUT                             | IN             | IN                 | IN       | IN           | IN        | IN                        | IN                  | IN                 | IN                  | OUT              | OUT               | OUT               | OUT | OUT      | OUT       | OUT                       | OUT                 | OUT                | OUT                 | OUT              | IN                | IN                | IN  | IN       | IN                      | IN                           | IN              | IN | IN |   |   |   |   |    |  |  |  |  |  |  |  |  |  |  |  |  |  |  |  |  |  |  |  |  |  |  |  |  |  |  |  |  |  |  |
| CAN1-H                        | CAN1-L | CAN2-H | CAN2-L | CAN3-H | CAN3-L |       |       | Alternative blink control | Alt. contr. centr. lock | Driver door sensor | Passengers door sensor | Trunk lid | Hood sense | Original alarm++ | Arming state | Lock factory remote | Unlock factory remote | Any button pressed | Handbrake / Parking | Speed 10kmph                    | Engine running | Engine speed (RPM) | Ignition | Key inserted | Footbrake | Drivers door opening sim. | Turn off the engine | Turn on the engine | Turn signal control | Trunk release    | Opening all doors | Closing all doors | GND | PWR +12V | Footbrake | Drivers door opening sim. | Turn off the engine | Turn on the engine | Turn signal control | Trunk release    | Opening all doors | Closing all doors | GND | PWR +12V | Contr. of factory alarm | Contr.c.lock. when ign.is on | Comfort closure |    |    |   |   |   |   |    |  |  |  |  |  |  |  |  |  |  |  |  |  |  |  |  |  |  |  |  |  |  |  |  |  |  |  |  |  |  |
| 1                             | 2      | 3      | 4      | 5      | 6      | 7     | 8     |                           |                         | 1                  | 2                      | 3         | 4          | 5                | 6            | 7                   | 8                     | 9                  | 10                  | 11                              | 12             | 13                 | 14       | 15           | 1         | 2                         | 3                   | 4                  | 5                   | 6                | 7                 | 8                 | 9   | 10       | 1         | 2                         | 3                   | 4                  | 5                   | 6                | 7                 | 8                 | 9   | 10       | 1                       | 2                            | 3               | 4  | 5  | 6 | 7 | 8 | 9 | 10 |  |  |  |  |  |  |  |  |  |  |  |  |  |  |  |  |  |  |  |  |  |  |  |  |  |  |  |  |  |  |

Attention:



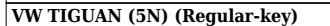
| VW TIGUAN ALLSPACE (5N) (Start-button) |        |        |        |        |        |       |       |                           |                         | year: 2017 →       |                        |           |            |                  |              |                     |                       |                    |                     | with and without Keyless System |                |                    |          |              |           |                           |                     |                    |                     | program №: 12263 |                   |                   |     |          |           |                           |                     |                    |                     | from: 2023-05-22 |                   |                   |     |          |                         |                              |                 |    |    |   |   |   |   |    |  |  |  |  |  |  |  |  |  |  |  |  |  |  |  |  |  |  |  |  |  |  |  |  |  |  |  |  |  |  |
|----------------------------------------|--------|--------|--------|--------|--------|-------|-------|---------------------------|-------------------------|--------------------|------------------------|-----------|------------|------------------|--------------|---------------------|-----------------------|--------------------|---------------------|---------------------------------|----------------|--------------------|----------|--------------|-----------|---------------------------|---------------------|--------------------|---------------------|------------------|-------------------|-------------------|-----|----------|-----------|---------------------------|---------------------|--------------------|---------------------|------------------|-------------------|-------------------|-----|----------|-------------------------|------------------------------|-----------------|----|----|---|---|---|---|----|--|--|--|--|--|--|--|--|--|--|--|--|--|--|--|--|--|--|--|--|--|--|--|--|--|--|--|--|--|--|
| connector 8 pin                        |        |        |        |        |        |       |       |                           |                         | connector 15 pin   |                        |           |            |                  |              |                     |                       |                    |                     | connector 10 pin                |                |                    |          |              |           |                           |                     |                    |                     |                  |                   |                   |     |          |           |                           |                     |                    |                     |                  |                   |                   |     |          |                         |                              |                 |    |    |   |   |   |   |    |  |  |  |  |  |  |  |  |  |  |  |  |  |  |  |  |  |  |  |  |  |  |  |  |  |  |  |  |  |  |
| CAN H                                  | CAN L  | CAN H  | CAN L  | CAN H  | CAN L  | CAN H | CAN L | OUT +                     | OUT -                   | OUT                | OUT                    | OUT       | OUT        | OUT              | OUT          | OUT                 | OUT                   | OUT                | OUT                 | OUT                             | IN             | IN                 | IN       | IN           | IN        | IN                        | IN                  | IN                 | IN                  | OUT              | OUT               | OUT               | OUT | OUT      | OUT       | OUT                       | OUT                 | OUT                | OUT                 | OUT              | IN                | IN                | IN  | IN       | IN                      | IN                           | IN              | IN | IN |   |   |   |   |    |  |  |  |  |  |  |  |  |  |  |  |  |  |  |  |  |  |  |  |  |  |  |  |  |  |  |  |  |  |  |
| CAN1-H                                 | CAN1-L | CAN2-H | CAN2-L | CAN3-H | CAN3-L |       |       | Alternative blink control | Alt. contr. centr. lock | Driver door sensor | Passengers door sensor | Trunk lid | Hood sense | Original alarm++ | Arming state | Lock factory remote | Unlock factory remote | Any button pressed | Handbrake / Parking | Speed 10kmph                    | Engine running | Engine speed (RPM) | Ignition | Key inserted | Footbrake | Drivers door opening sim. | Turn off the engine | Turn on the engine | Turn signal control | Trunk release    | Opening all doors | Closing all doors | GND | PWR +12V | Footbrake | Drivers door opening sim. | Turn off the engine | Turn on the engine | Turn signal control | Trunk release    | Opening all doors | Closing all doors | GND | PWR +12V | Contr. of factory alarm | Contr.c.lock. when ign.is on | Comfort closure |    |    |   |   |   |   |    |  |  |  |  |  |  |  |  |  |  |  |  |  |  |  |  |  |  |  |  |  |  |  |  |  |  |  |  |  |  |
| 1                                      | 2      | 3      | 4      | 5      | 6      | 7     | 8     |                           |                         | 1                  | 2                      | 3         | 4          | 5                | 6            | 7                   | 8                     | 9                  | 10                  | 11                              | 12             | 13                 | 14       | 15           | 1         | 2                         | 3                   | 4                  | 5                   | 6                | 7                 | 8                 | 9   | 10       | 1         | 2                         | 3                   | 4                  | 5                   | 6                | 7                 | 8                 | 9   | 10       | 1                       | 2                            | 3               | 4  | 5  | 6 | 7 | 8 | 9 | 10 |  |  |  |  |  |  |  |  |  |  |  |  |  |  |  |  |  |  |  |  |  |  |  |  |  |  |  |  |  |  |

Attention:



| VW TIGUAN (5N) (Start-button) |        |        |        |        |        |       |       |                           |                         | year: 2016 →       |                        |           |            |                  |              |                     |                       |                    |                     | with and without Keyless System |                |                    |          |              |           |                           |                     |                    |                     | program №: 13383 |                   |                   |     |          |           |                           |                     |                    |                     | from: 2023-05-22 |                   |                   |     |          |                         |                              |                 |    |    |   |   |   |   |    |  |  |  |  |  |  |  |  |  |  |  |  |  |  |  |  |  |  |  |  |  |  |  |  |  |  |  |  |  |  |
|-------------------------------|--------|--------|--------|--------|--------|-------|-------|---------------------------|-------------------------|--------------------|------------------------|-----------|------------|------------------|--------------|---------------------|-----------------------|--------------------|---------------------|---------------------------------|----------------|--------------------|----------|--------------|-----------|---------------------------|---------------------|--------------------|---------------------|------------------|-------------------|-------------------|-----|----------|-----------|---------------------------|---------------------|--------------------|---------------------|------------------|-------------------|-------------------|-----|----------|-------------------------|------------------------------|-----------------|----|----|---|---|---|---|----|--|--|--|--|--|--|--|--|--|--|--|--|--|--|--|--|--|--|--|--|--|--|--|--|--|--|--|--|--|--|
| connector 8 pin               |        |        |        |        |        |       |       |                           |                         | connector 15 pin   |                        |           |            |                  |              |                     |                       |                    |                     | connector 10 pin                |                |                    |          |              |           |                           |                     |                    |                     |                  |                   |                   |     |          |           |                           |                     |                    |                     |                  |                   |                   |     |          |                         |                              |                 |    |    |   |   |   |   |    |  |  |  |  |  |  |  |  |  |  |  |  |  |  |  |  |  |  |  |  |  |  |  |  |  |  |  |  |  |  |
| CAN H                         | CAN L  | CAN H  | CAN L  | CAN H  | CAN L  | CAN H | CAN L | OUT +                     | OUT -                   | OUT                | OUT                    | OUT       | OUT        | OUT              | OUT          | OUT                 | OUT                   | OUT                | OUT                 | OUT                             | IN             | IN                 | IN       | IN           | IN        | IN                        | IN                  | IN                 | IN                  | OUT              | OUT               | OUT               | OUT | OUT      | OUT       | OUT                       | OUT                 | OUT                | OUT                 | OUT              | IN                | IN                | IN  | IN       | IN                      | IN                           | IN              | IN | IN |   |   |   |   |    |  |  |  |  |  |  |  |  |  |  |  |  |  |  |  |  |  |  |  |  |  |  |  |  |  |  |  |  |  |  |
| CAN1-H                        | CAN1-L | CAN2-H | CAN2-L | CAN3-H | CAN3-L |       |       | Alternative blink control | Alt. contr. centr. lock | Driver door sensor | Passengers door sensor | Trunk lid | Hood sense | Original alarm++ | Arming state | Lock factory remote | Unlock factory remote | Any button pressed | Handbrake / Parking | Speed 10kmph                    | Engine running | Engine speed (RPM) | Ignition | Key inserted | Footbrake | Drivers door opening sim. | Turn off the engine | Turn on the engine | Turn signal control | Trunk release    | Opening all doors | Closing all doors | GND | PWR +12V | Footbrake | Drivers door opening sim. | Turn off the engine | Turn on the engine | Turn signal control | Trunk release    | Opening all doors | Closing all doors | GND | PWR +12V | Contr. of factory alarm | Contr.c.lock. when ign.is on | Comfort closure |    |    |   |   |   |   |    |  |  |  |  |  |  |  |  |  |  |  |  |  |  |  |  |  |  |  |  |  |  |  |  |  |  |  |  |  |  |
| 1                             | 2      | 3      | 4      | 5      | 6      | 7     | 8     |                           |                         | 1                  | 2                      | 3         | 4          | 5                | 6            | 7                   | 8                     | 9                  | 10                  | 11                              | 12             | 13                 | 14       | 15           | 1         | 2                         | 3                   | 4                  | 5                   | 6                | 7                 | 8                 | 9   | 10       | 1         | 2                         | 3                   | 4                  | 5                   | 6                | 7                 | 8                 | 9   | 10       | 1                       | 2                            | 3               | 4  | 5  | 6 | 7 | 8 | 9 | 10 |  |  |  |  |  |  |  |  |  |  |  |  |  |  |  |  |  |  |  |  |  |  |  |  |  |  |  |  |  |  |

Attention:



| VW TIGUAN (5N) (Regular-key) |        |        |        |        |        |       |       |                           |                         | year: 2016 →       |                        |           |            |                  |              |                     |                       |                    |                     | without Keyless System |                |                    |          |              |           |                           |                     |                    |                     | program №: 13695 |                   |                   |     |          |           |                           |                     |                    |                     | from: 2023-05-22 |                   |                   |     |          |                         |                              |                 |    |    |   |   |   |   |    |  |  |  |  |  |  |  |  |  |  |  |  |  |  |  |  |  |  |  |  |  |  |  |  |  |  |  |  |  |  |
|------------------------------|--------|--------|--------|--------|--------|-------|-------|---------------------------|-------------------------|--------------------|------------------------|-----------|------------|------------------|--------------|---------------------|-----------------------|--------------------|---------------------|------------------------|----------------|--------------------|----------|--------------|-----------|---------------------------|---------------------|--------------------|---------------------|------------------|-------------------|-------------------|-----|----------|-----------|---------------------------|---------------------|--------------------|---------------------|------------------|-------------------|-------------------|-----|----------|-------------------------|------------------------------|-----------------|----|----|---|---|---|---|----|--|--|--|--|--|--|--|--|--|--|--|--|--|--|--|--|--|--|--|--|--|--|--|--|--|--|--|--|--|--|
| connector 8 pin              |        |        |        |        |        |       |       |                           |                         | connector 15 pin   |                        |           |            |                  |              |                     |                       |                    |                     | connector 10 pin       |                |                    |          |              |           |                           |                     |                    |                     |                  |                   |                   |     |          |           |                           |                     |                    |                     |                  |                   |                   |     |          |                         |                              |                 |    |    |   |   |   |   |    |  |  |  |  |  |  |  |  |  |  |  |  |  |  |  |  |  |  |  |  |  |  |  |  |  |  |  |  |  |  |
| CAN H                        | CAN L  | CAN H  | CAN L  | CAN H  | CAN L  | CAN H | CAN L | OUT +                     | OUT -                   | OUT                | OUT                    | OUT       | OUT        | OUT              | OUT          | OUT                 | OUT                   | OUT                | OUT                 | OUT                    | IN             | IN                 | IN       | IN           | IN        | IN                        | IN                  | IN                 | IN                  | OUT              | OUT               | OUT               | OUT | OUT      | OUT       | OUT                       | OUT                 | OUT                | OUT                 | OUT              | IN                | IN                | IN  | IN       | IN                      | IN                           | IN              | IN | IN |   |   |   |   |    |  |  |  |  |  |  |  |  |  |  |  |  |  |  |  |  |  |  |  |  |  |  |  |  |  |  |  |  |  |  |
| CAN1-H                       | CAN1-L | CAN2-H | CAN2-L | CAN3-H | CAN3-L |       |       | Alternative blink control | Alt. contr. centr. lock | Driver door sensor | Passengers door sensor | Trunk lid | Hood sense | Original alarm++ | Arming state | Lock factory remote | Unlock factory remote | Any button pressed | Handbrake / Parking | Speed 10kmph           | Engine running | Engine speed (RPM) | Ignition | Key inserted | Footbrake | Drivers door opening sim. | Turn off the engine | Turn on the engine | Turn signal control | Trunk release    | Opening all doors | Closing all doors | GND | PWR +12V | Footbrake | Drivers door opening sim. | Turn off the engine | Turn on the engine | Turn signal control | Trunk release    | Opening all doors | Closing all doors | GND | PWR +12V | Contr. of factory alarm | Contr.c.lock. when ign.is on | Comfort closure |    |    |   |   |   |   |    |  |  |  |  |  |  |  |  |  |  |  |  |  |  |  |  |  |  |  |  |  |  |  |  |  |  |  |  |  |  |
| 1                            | 2      | 3      | 4      | 5      | 6      | 7     | 8     |                           |                         | 1                  | 2                      | 3         | 4          | 5                | 6            | 7                   | 8                     | 9                  | 10                  | 11                     | 12             | 13                 | 14       | 15           | 1         | 2                         | 3                   | 4                  | 5                   | 6                | 7                 | 8                 | 9   | 10       | 1         | 2                         | 3                   | 4                  | 5                   | 6                | 7                 | 8                 | 9   | 10       | 1                       | 2                            | 3               | 4  | 5  | 6 | 7 | 8 | 9 | 10 |  |  |  |  |  |  |  |  |  |  |  |  |  |  |  |  |  |  |  |  |  |  |  |  |  |  |  |  |  |  |

Attention:











| YAMAHA TENERE 700 |        |        |        |        |        |                           |                         |       |       | year: 2021 →       |                        |           |            |                  |              |                     |                       |                    |                     | program №: 13878 |                |                    |          |              |           |                           |                     |                    |                     | from: 2022-07-21 |                   |                   |     |          |                         |                              |                 |
|-------------------|--------|--------|--------|--------|--------|---------------------------|-------------------------|-------|-------|--------------------|------------------------|-----------|------------|------------------|--------------|---------------------|-----------------------|--------------------|---------------------|------------------|----------------|--------------------|----------|--------------|-----------|---------------------------|---------------------|--------------------|---------------------|------------------|-------------------|-------------------|-----|----------|-------------------------|------------------------------|-----------------|
| connector 8 pin   |        |        |        |        |        |                           |                         |       |       | connector 15 pin   |                        |           |            |                  |              |                     |                       |                    |                     | connector 10 pin |                |                    |          |              |           |                           |                     |                    |                     |                  |                   |                   |     |          |                         |                              |                 |
| CAN H             | CAN L  | CAN H  | CAN L  | CAN H  | CAN L  | OUT +                     | OUT -                   | OUT + | OUT - | OUT                | OUT                    | OUT       | OUT        | OUT              | OUT          | OUT                 | OUT                   | OUT                | OUT                 | OUT              | IN             | IN                 | IN       | IN           | IN        | IN                        | IN                  | IN                 | IN                  |                  |                   |                   |     |          |                         |                              |                 |
| CAN1-H            | CAN1-L | CAN2-H | CAN2-L | CAN3-H | CAN3-L | Alternative blink control | Alt. contr. centr. lock |       |       | Driver door sensor | Passengers door sensor | Trunk lid | Hood sense | Original alarm++ | Arming state | Lock factory remote | Unlock factory remote | Any button pressed | Handbrake / Parking | Speed 10kmph     | Engine running | Engine speed (RPM) | Ignition | Key inserted | Footbrake | Drivers door opening sim. | Turn off the engine | Turn on the engine | Turn signal control | Trunk release    | Opening all doors | Closing all doors | GND | PWR +12V | Contr. of factory alarm | Contr.c.lock. when ign.is on | Comfort closure |
| 1                 | 2      | 3      | 4      | 5      | 6      | 7                         | 8                       |       |       | 1                  | 2                      | 3         | 4          | 5                | 6            | 7                   | 8                     | 9                  | 10                  | 11               | 12             | 13                 | 14       | 15           | 1         | 2                         | 3                   | 4                  | 5                   | 6                | 7                 | 8                 | 9   | 10       |                         |                              |                 |
| +                 | +      |        |        |        |        |                           |                         |       |       |                    |                        |           |            |                  |              |                     |                       | +                  |                     |                  |                |                    |          |              |           |                           |                     |                    |                     |                  |                   |                   |     |          |                         |                              |                 |

Attention:

Switches

| YAMAHA TRACER 7 |        |        |        |        |        |                           |                         |       |       | year: 2021 →       |                        |           |            |                  |              |                     |                       |                    |                     | program №: 13871 |                |                    |          |              |           |                           |                     |                    |                     | from: 2021-10-21 |                   |                   |     |          |                         |                              |                 |
|-----------------|--------|--------|--------|--------|--------|---------------------------|-------------------------|-------|-------|--------------------|------------------------|-----------|------------|------------------|--------------|---------------------|-----------------------|--------------------|---------------------|------------------|----------------|--------------------|----------|--------------|-----------|---------------------------|---------------------|--------------------|---------------------|------------------|-------------------|-------------------|-----|----------|-------------------------|------------------------------|-----------------|
| connector 8 pin |        |        |        |        |        |                           |                         |       |       | connector 15 pin   |                        |           |            |                  |              |                     |                       |                    |                     | connector 10 pin |                |                    |          |              |           |                           |                     |                    |                     |                  |                   |                   |     |          |                         |                              |                 |
| CAN H           | CAN L  | CAN H  | CAN L  | CAN H  | CAN L  | OUT +                     | OUT -                   | OUT + | OUT - | OUT                | OUT                    | OUT       | OUT        | OUT              | OUT          | OUT                 | OUT                   | OUT                | OUT                 | OUT              | IN             | IN                 | IN       | IN           | IN        | IN                        | IN                  | IN                 | IN                  |                  |                   |                   |     |          |                         |                              |                 |
| CAN1-H          | CAN1-L | CAN2-H | CAN2-L | CAN3-H | CAN3-L | Alternative blink control | Alt. contr. centr. lock |       |       | Driver door sensor | Passengers door sensor | Trunk lid | Hood sense | Original alarm++ | Arming state | Lock factory remote | Unlock factory remote | Any button pressed | Handbrake / Parking | Speed 10kmph     | Engine running | Engine speed (RPM) | Ignition | Key inserted | Footbrake | Drivers door opening sim. | Turn off the engine | Turn on the engine | Turn signal control | Trunk release    | Opening all doors | Closing all doors | GND | PWR +12V | Contr. of factory alarm | Contr.c.lock. when ign.is on | Comfort closure |
| 1               | 2      | 3      | 4      | 5      | 6      | 7                         | 8                       |       |       | 1                  | 2                      | 3         | 4          | 5                | 6            | 7                   | 8                     | 9                  | 10                  | 11               | 12             | 13                 | 14       | 15           | 1         | 2                         | 3                   | 4                  | 5                   | 6                | 7                 | 8                 | 9   | 10       |                         |                              |                 |
| +               | +      |        |        |        |        |                           |                         |       |       |                    |                        |           |            |                  |              |                     |                       | +                  |                     |                  |                |                    |          |              |           |                           |                     |                    |                     |                  |                   |                   |     |          |                         |                              |                 |

Attention:

Switches

| YAMAHA TRACER 9 GT |        |        |        |        |        |                           |                         |       |       | year: 2021 →       |                        |           |            |                  |              |                     |                       |                    |                     | program №: 13859 |                |                    |          |              |           |                           |                     |                    |                     | from: 2021-10-15 |                   |                   |     |          |                         |                              |                 |
|--------------------|--------|--------|--------|--------|--------|---------------------------|-------------------------|-------|-------|--------------------|------------------------|-----------|------------|------------------|--------------|---------------------|-----------------------|--------------------|---------------------|------------------|----------------|--------------------|----------|--------------|-----------|---------------------------|---------------------|--------------------|---------------------|------------------|-------------------|-------------------|-----|----------|-------------------------|------------------------------|-----------------|
| connector 8 pin    |        |        |        |        |        |                           |                         |       |       | connector 15 pin   |                        |           |            |                  |              |                     |                       |                    |                     | connector 10 pin |                |                    |          |              |           |                           |                     |                    |                     |                  |                   |                   |     |          |                         |                              |                 |
| CAN H              | CAN L  | CAN H  | CAN L  | CAN H  | CAN L  | OUT +                     | OUT -                   | OUT + | OUT - | OUT                | OUT                    | OUT       | OUT        | OUT              | OUT          | OUT                 | OUT                   | OUT                | OUT                 | OUT              | IN             | IN                 | IN       | IN           | IN        | IN                        | IN                  | IN                 | IN                  |                  |                   |                   |     |          |                         |                              |                 |
| CAN1-H             | CAN1-L | CAN2-H | CAN2-L | CAN3-H | CAN3-L | Alternative blink control | Alt. contr. centr. lock |       |       | Driver door sensor | Passengers door sensor | Trunk lid | Hood sense | Original alarm++ | Arming state | Lock factory remote | Unlock factory remote | Any button pressed | Handbrake / Parking | Speed 10kmph     | Engine running | Engine speed (RPM) | Ignition | Key inserted | Footbrake | Drivers door opening sim. | Turn off the engine | Turn on the engine | Turn signal control | Trunk release    | Opening all doors | Closing all doors | GND | PWR +12V | Contr. of factory alarm | Contr.c.lock. when ign.is on | Comfort closure |
| 1                  | 2      | 3      | 4      | 5      | 6      | 7                         | 8                       |       |       | 1                  | 2                      | 3         | 4          | 5                | 6            | 7                   | 8                     | 9                  | 10                  | 11               | 12             | 13                 | 14       | 15           | 1         | 2                         | 3                   | 4                  | 5                   | 6                | 7                 | 8                 | 9   | 10       |                         |                              |                 |
| +                  | +      |        |        |        |        |                           |                         |       |       |                    |                        |           |            |                  |              |                     |                       | +                  |                     |                  |                |                    |          |              |           |                           |                     |                    |                     |                  |                   |                   |     |          |                         |                              |                 |

Attention:

Switches

| YAMAHA X MAX 125 |        |        |        |        |        |                           |                         |       |       | year: 2021 →       |                        |           |            |                  |              |                     |                       |                    |                     | program №: 14158 |                |                    |          |              |           |                           |                     |                    |                     | from: 2022-05-26 |                   |                   |     |          |                         |                              |                 |
|------------------|--------|--------|--------|--------|--------|---------------------------|-------------------------|-------|-------|--------------------|------------------------|-----------|------------|------------------|--------------|---------------------|-----------------------|--------------------|---------------------|------------------|----------------|--------------------|----------|--------------|-----------|---------------------------|---------------------|--------------------|---------------------|------------------|-------------------|-------------------|-----|----------|-------------------------|------------------------------|-----------------|
| connector 8 pin  |        |        |        |        |        |                           |                         |       |       | connector 15 pin   |                        |           |            |                  |              |                     |                       |                    |                     | connector 10 pin |                |                    |          |              |           |                           |                     |                    |                     |                  |                   |                   |     |          |                         |                              |                 |
| CAN H            | CAN L  | CAN H  | CAN L  | CAN H  | CAN L  | OUT +                     | OUT -                   | OUT + | OUT - | OUT                | OUT                    | OUT       | OUT        | OUT              | OUT          | OUT                 | OUT                   | OUT                | OUT                 | OUT              | IN             | IN                 | IN       | IN           | IN        | IN                        | IN                  | IN                 | IN                  |                  |                   |                   |     |          |                         |                              |                 |
| CAN1-H           | CAN1-L | CAN2-H | CAN2-L | CAN3-H | CAN3-L | Alternative blink control | Alt. contr. centr. lock |       |       | Driver door sensor | Passengers door sensor | Trunk lid | Hood sense | Original alarm++ | Arming state | Lock factory remote | Unlock factory remote | Any button pressed | Handbrake / Parking | Speed 10kmph     | Engine running | Engine speed (RPM) | Ignition | Key inserted | Footbrake | Drivers door opening sim. | Turn off the engine | Turn on the engine | Turn signal control | Trunk release    | Opening all doors | Closing all doors | GND | PWR +12V | Contr. of factory alarm | Contr.c.lock. when ign.is on | Comfort closure |
| 1                | 2      | 3      | 4      | 5      | 6      | 7                         | 8                       |       |       | 1                  | 2                      | 3         | 4          | 5                | 6            | 7                   | 8                     | 9                  | 10                  | 11               | 12             | 13                 | 14       | 15           | 1         | 2                         | 3                   | 4                  | 5                   | 6                | 7                 | 8                 | 9   | 10       |                         |                              |                 |
| +                | +      |        |        |        |        |                           |                         |       |       |                    |                        |           |            |                  |              |                     |                       | +                  |                     |                  |                |                    |          |              |           |                           |                     |                    |                     |                  |                   |                   |     |          |                         |                              |                 |

Attention:




















Switches


| YAMAHA YZF-R1M  |        |        |        |        |        |                           |                         |       |       | year: 2020 →       |                        |           |            |                  |              |                     |                       |                    |                     | program №: 13272 |                |                    |          |              |           |                           |                     |                    |                     | from: 2020-08-05 |                   |                   |     |          |                         |                              |                 |
|-----------------|--------|--------|--------|--------|--------|---------------------------|-------------------------|-------|-------|--------------------|------------------------|-----------|------------|------------------|--------------|---------------------|-----------------------|--------------------|---------------------|------------------|----------------|--------------------|----------|--------------|-----------|---------------------------|---------------------|--------------------|---------------------|------------------|-------------------|-------------------|-----|----------|-------------------------|------------------------------|-----------------|
| connector 8 pin |        |        |        |        |        |                           |                         |       |       | connector 15 pin   |                        |           |            |                  |              |                     |                       |                    |                     | connector 10 pin |                |                    |          |              |           |                           |                     |                    |                     |                  |                   |                   |     |          |                         |                              |                 |
| CAN H           | CAN L  | CAN H  | CAN L  | CAN H  | CAN L  | OUT +                     | OUT -                   | OUT + | OUT - | OUT                | OUT                    | OUT       | OUT        | OUT              | OUT          | OUT                 | OUT                   | OUT                | OUT                 | OUT              | IN             | IN                 | IN       | IN           | IN        | IN                        | IN                  | IN                 | IN                  |                  |                   |                   |     |          |                         |                              |                 |
| CAN1-H          | CAN1-L | CAN2-H | CAN2-L | CAN3-H | CAN3-L | Alternative blink control | Alt. contr. centr. lock |       |       | Driver door sensor | Passengers door sensor | Trunk lid | Hood sense | Original alarm++ | Arming state | Lock factory remote | Unlock factory remote | Any button pressed | Handbrake / Parking | Speed 10kmph     | Engine running | Engine speed (RPM) | Ignition | Key inserted | Footbrake | Drivers door opening sim. | Turn off the engine | Turn on the engine | Turn signal control | Trunk release    | Opening all doors | Closing all doors | GND | PWR +12V | Contr. of factory alarm | Contr.c.lock. when ign.is on | Comfort closure |
| 1               | 2      | 3      | 4      | 5      | 6      | 7                         | 8                       |       |       | 1                  | 2                      | 3         | 4          | 5                | 6            | 7                   | 8                     | 9                  | 10                  | 11               | 12             | 13                 | 14       | 15           | 1         | 2                         | 3                   | 4                  | 5                   | 6                | 7                 | 8                 | 9   | 10       |                         |                              |                 |
| +               | +      |        |        |        |        |                           |                         |       |       |                    |                        |           |            |                  |              |                     |                       | +                  |                     |                  |                |                    |          |              |           |                           |                     |                    |                     |                  |                   |                   |     |          |                         |                              |                 |


Attention:


Switches




|                                                                                                                               |                                                                                                                             |                                                                                                                                 |
|-------------------------------------------------------------------------------------------------------------------------------|-----------------------------------------------------------------------------------------------------------------------------|---------------------------------------------------------------------------------------------------------------------------------|
|  A/C button                                    |  CLIMATE button                            |  AFS OFF button                                |
|  SPORT button                                  |  NORMAL button                             |  ECO button                                    |
|  HEIGHT HIGH button                            |  SNOW button                               |  SRC button                                    |
|  TOUR button                                   |  READ button                               |  RESET button                                  |
|  MODE button                                   |  ENTER button                              |  VIEW button                                   |
|  OK button                                     |  HOME button                               |  AUTO button                                   |
|  ESC button                                    |  OFF button                                |  BACK button                                   |
|  LIST button                                   |  MEM button                                |  NAVI button                                   |
|  MAP button                                    |  AUDIO button                              |  MUSIC button                                  |
|  RADIO button                                  |  DISC/AUX button                           |  FM/AM button                                  |
|  DISP button                                   |  TEL button                                |  MEDIA button                                  |
|  SOURCE button                                 |  INFO button                               |  MAIN button                                   |
|  ODO/TRIP button                               |  SETTINGS button                           |  MENU button                                   |
|  MENU OUT button                               |  RETURN button                             |  Footbrake                                     |
|  Accelerator pedal                             |  A/T button on the automatic gearbox stick |  E/P button                                    |
|  L button                                      |  FRONT LEFT WINDOW CLOSING button          |  FRONT RIGHT WINDOW CLOSING button             |
|  REAR RIGHT WINDOW CLOSING button             |  REAR LEFT WINDOW CLOSING button          |  LEFT OUTER MIRROR LEFT button                |
|  LEFT OUTER MIRROR RIGHT button              |  LEFT OUTER MIRROR UP button             |  LEFT OUTER MIRROR DOWN button               |
|  Inside mirror left                          |  Inside mirror right                     |  Inside mirror up                            |
|  Inside mirror down                          |  RIGHT OUTER MIRROR LEFT button          |  RIGHT OUTER MIRROR RIGHT button             |
|  RIGHT OUTER MIRROR UP button                |  RIGHT OUTER MIRROR DOWN button          |  Steering wheel up                           |
|  Steering wheel down                         |  Steering wheel forward                  |  Steering wheel backwards                    |
|  Front fog lights                            |  Rear fog lights                         |  CRUISE CONTROL OFF button                   |
|  CRUISE CONTROL button                       |  CANCEL CRUISE CONTROL button            |  RESUME CRUISE CONTROL button                |
|  SET CRUISE CONTROL button                   |  Cruise control SET                      |  CRUISE CONTROL SET+ button                  |
|  CRUISE CONTROL SET- button                  |  AUTOMATIC SPEED LIMITER (ASL) button    |  INCREASE THE DISTANCE TO THE VEHICLE button |
|  DECREASE THE DISTANCE TO THE VEHICLE button |  ADAPTIVE CRUISE CONTROL button          |  HILL DESCENT CONTROL button                 |
|  HANDS-FREE button                           |  HANDS-FREE OFF button                   |  CALL button                                 |
|  END CALL button                             |  MUTE button                             |  CONTRAST button                             |
|  BRIGHTER button                             |  DARKER button                           |  BRIGHTER/DARKER button                      |
|  RHOMBUS button                              |  Hourglass button                        |  PLUS button                                 |
|  MINUS button                                |  1 button                                |  2 button                                    |
|  3 button                                    |  4 button                                |  5 button                                    |
|  6 button                                    |  7 button                                |  8 button                                    |
|  9 button                                    |  0 button                                |  10 button                                   |
|  11 button                                   |  12 button                               |  13 button                                   |
|  14 button                                   |  15 button                               |  16 button                                   |
|  17 button                                   |  18 button                               |  19 button                                   |

 20 button


 C button


 Right button RIGHT


 Right button SEEK


 OPEN CIRCUIT button


 REVERSE button


 DRIVE MANUAL button

 \* button


 Right button OK

 Right button DOWN


 Right button HOME


 ENERGY MANAGEMENT button


 NEUTRAL button


 DRIVE MODE UP button

 # button


 Right button LEFT

 Right button UP

 Right button RETURN

 PARKING button

 DRIVE button

 DRIVE MODE DOWN button