Audi (A4/Q5) WIRING DIAGRAM--LDS-A4-MINI

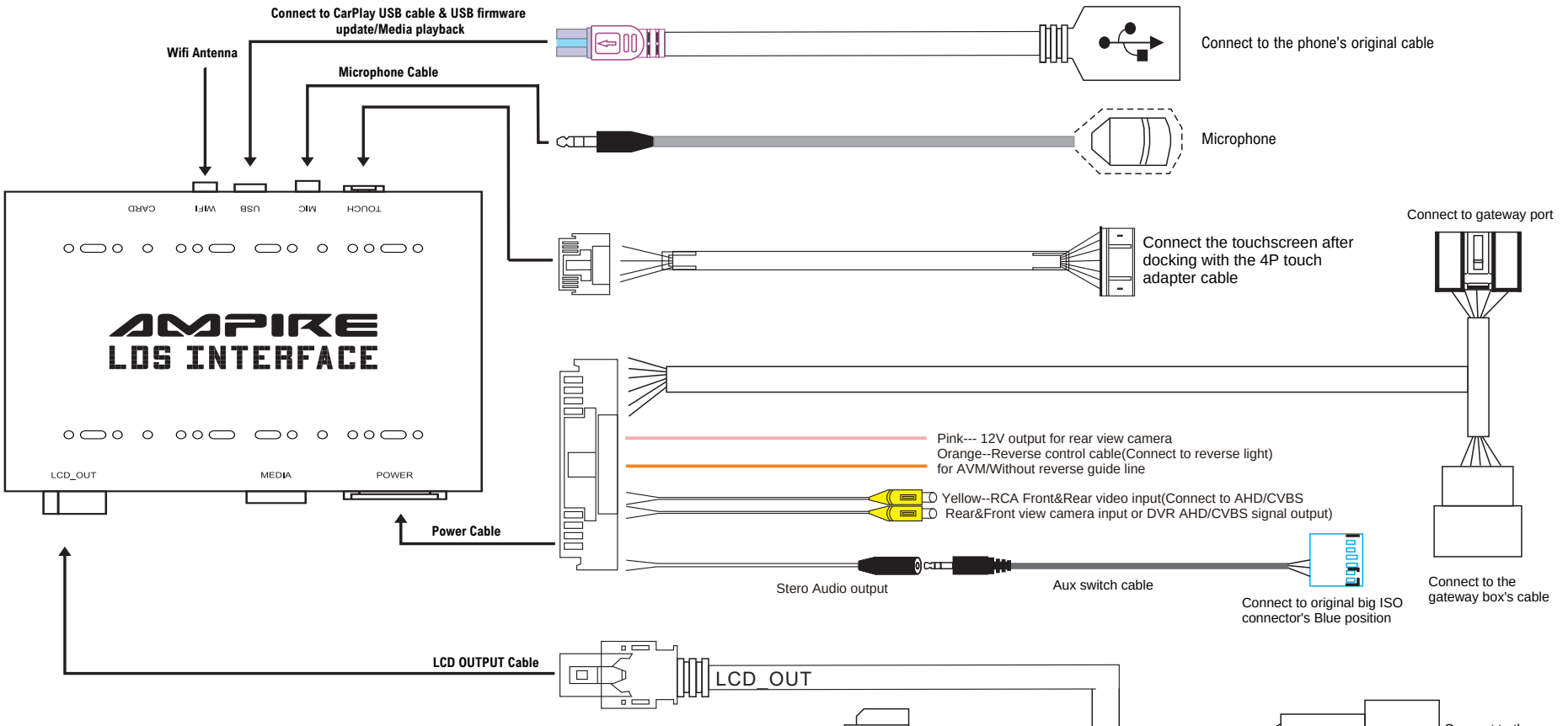

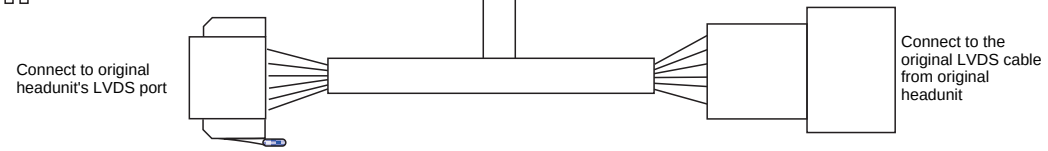

DIP SWITCH SETTING

(After changing the dip code,press "reset"or power-on again)

DIP S/W	Staus	Function
PIN1	OFF/ON	Without touch panel/with touch panel
PIN2	OFF/ON	NG/Touch point coordinate correction,and PIN1"ON"
PIN3	OFF/ON	NG/NG
PIN4	OFF/ON	NG/NG
PIN5	OFF/ON	NG/NG
PIN6	OFF/ON	NG/NG
PIN7	OFF/ON	NG/NG
PIN8	OFF/ON	NG/NG

Remark:
Pls keep in the original AUX interface when switch to CarPlay interface .





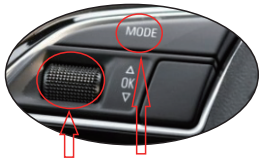

1) Long press and hold "MODE" button to switch MENU, long press"MODE" button again,exit the switch MENU.
2)Short press Voice control button to open "Siri".
3)Steering wheel controls & Roller to control up/down/right/left/ok