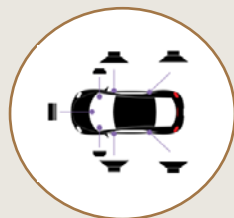


Impulse 4.320 SET UP

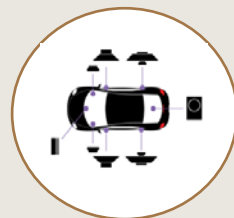
FOCAL *INSIDE*



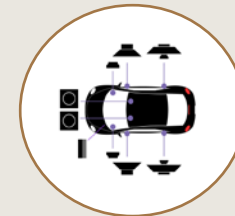
Front + Rear solution



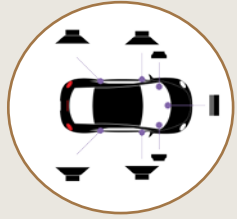
Front + PSB 200 solution



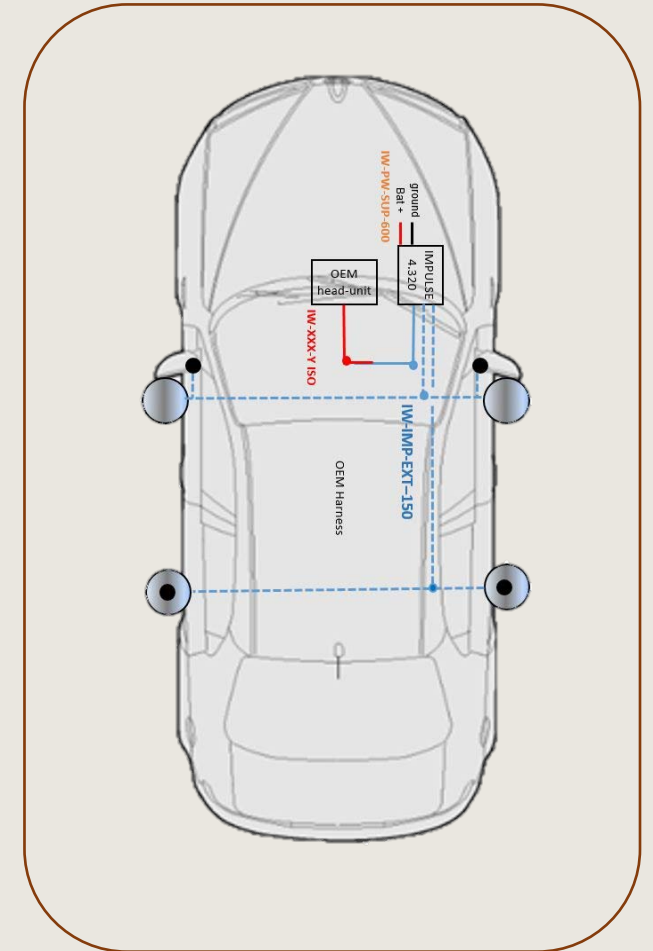
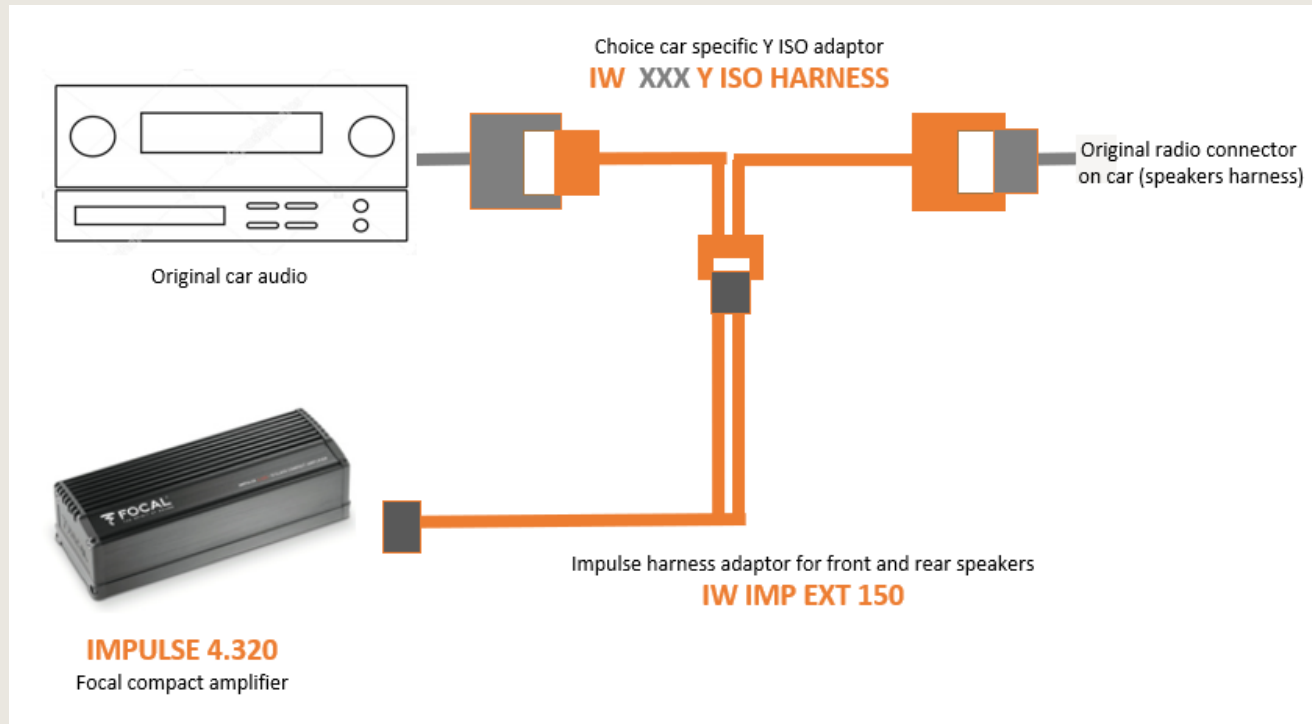
Front + ISUB Twin solution



Impulse 4.320 set up Front/rear speakers



Front + Rear



Impulse 4.320 set up Front/rear speakers



FOCAL INSIDE



Input level

High
Connector on the left.

Front gain*

120° position,
Increasing for more level.

Rear gain*

120° position,
Increasing for more level.

Level gain*

90° maximum power level,
without distortion.

Front ch (1/2)

Full Connector on the right.

Mode

Full Connector on the middle.

Input select

3/4 Connector on the middle.

Phase

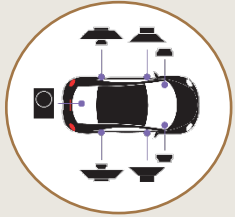
0 Position

Freq (Hz)

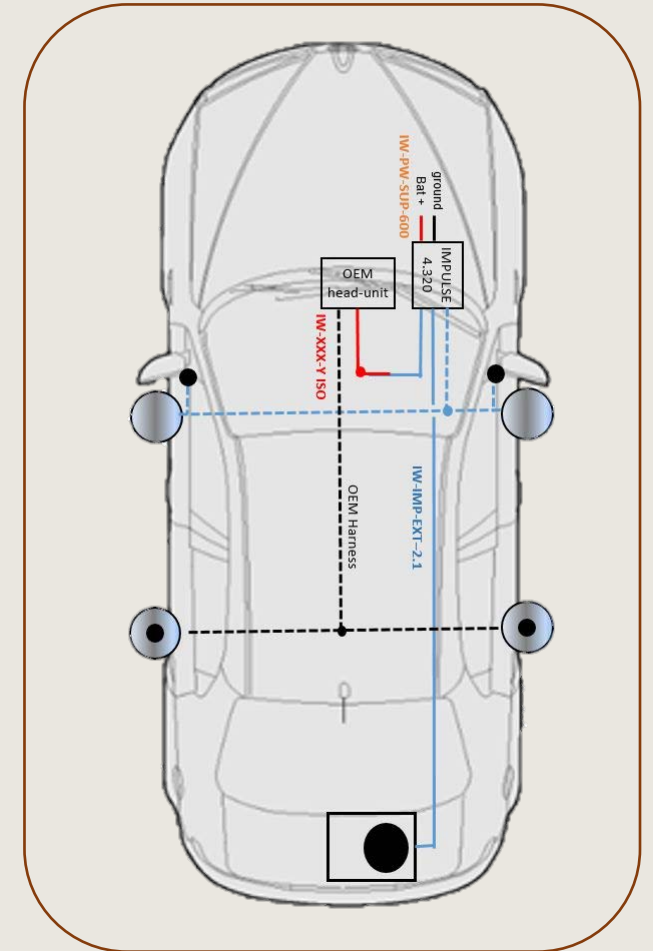
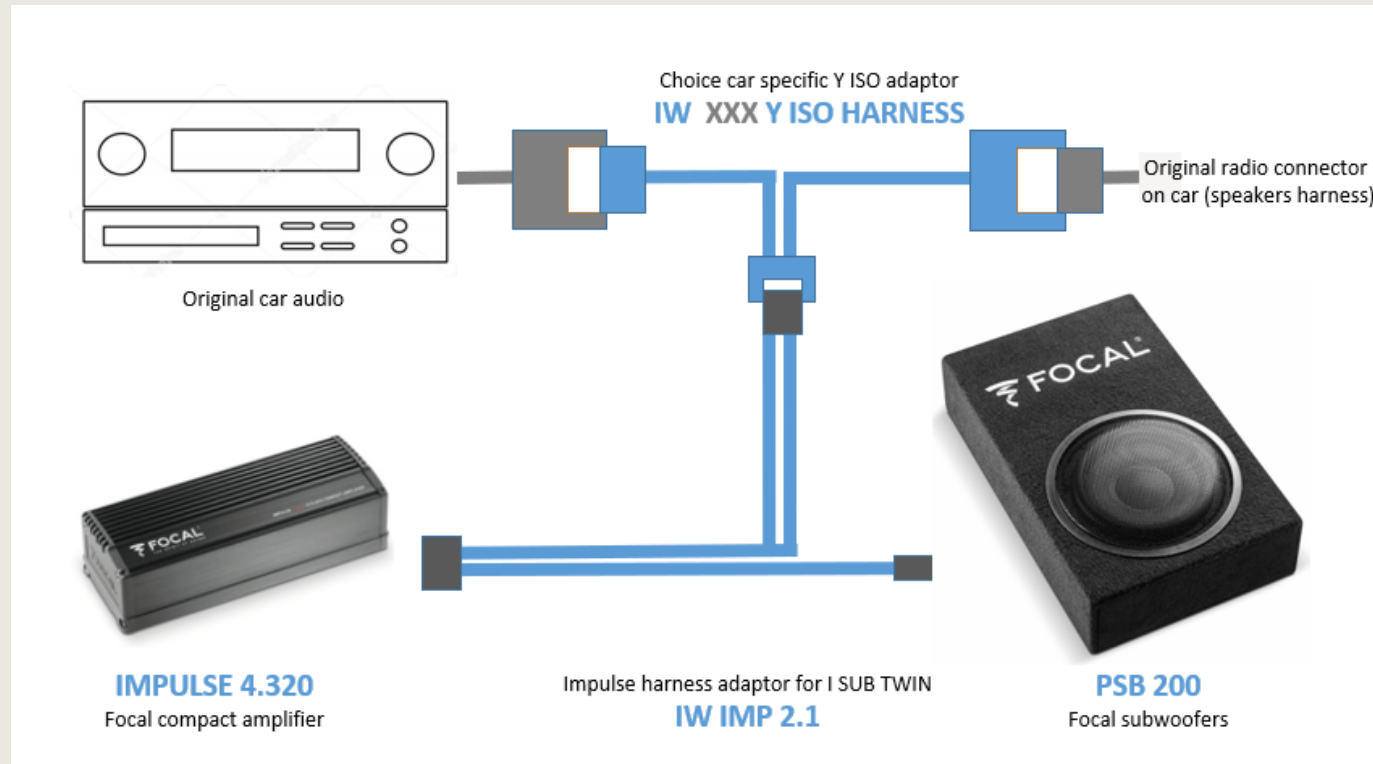
0° Position

Impulse 4.320 set up with PSB 200

FOCAL INSIDE



Front + Rear subwoofer



Impulse 4.320 set up with PSB 200



FOCAL *INSIDE*



Input level

High
Connector on the left.

Front gain*

180° position,
Increasing for more Med and Tw level.

Rear gain*

120° position,
Increasing for more bass level.

Level gain*

90° maximum power level,
without distortion

Front ch (1/2)

Full Connector on the right.

Mode

LPF Connector on the left.

Input select

3/4 Connector on the middle.

Phase

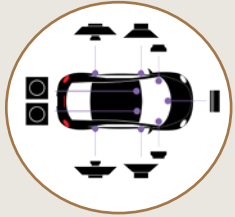
0 Position
Can be adapted to match the front doors.

Freq (Hz)

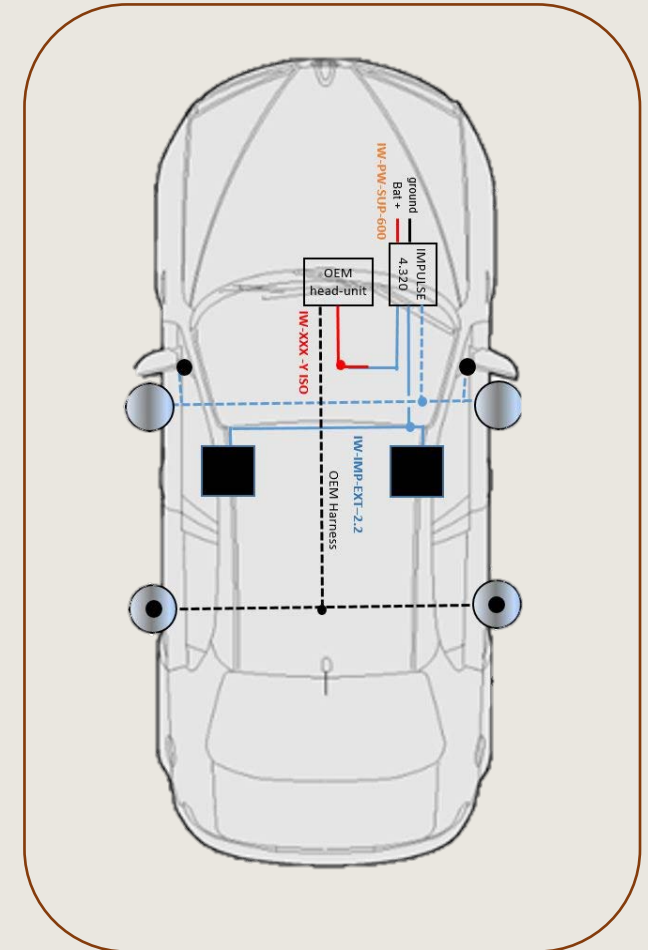
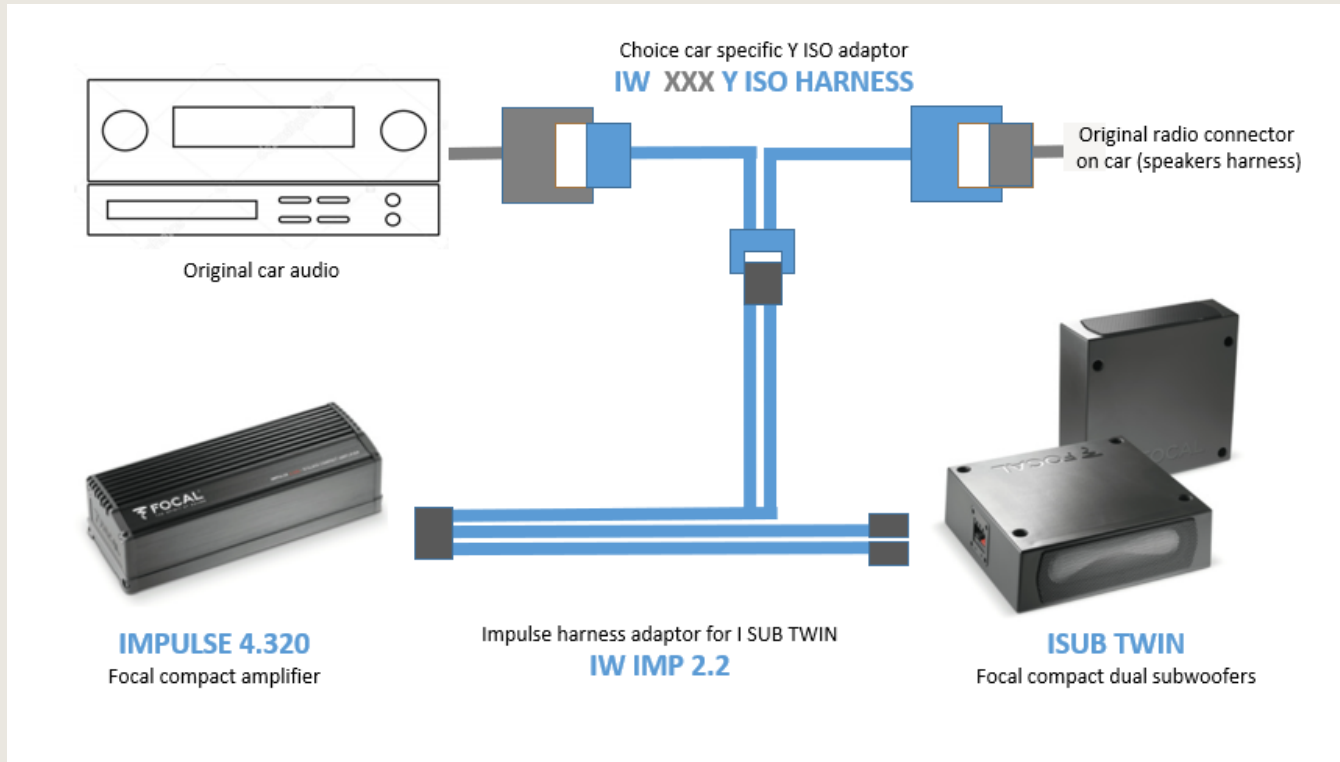
90° Position
Can be adapted to match the front doors.

Impulse 4.320 set up with ISUB TWIN

FOCAL *INSIDE*




Front + both front subwoofers



Impulse 4.320 set up with ISUB TWIN



FOCAL *INSIDE*



Input level

High
Connector on the left.

Front gain*

180° position,
Increasing for more Med and Tw level.

Rear gain*

120° position,
Increasing for more bass level.

Level gain*

90° maximum power level,
without distortion

Front ch (1/2)

Full Connector on the right.

Mode

LPF Connector on the left.

Input select

3/4 Connector on the middle.

Phase

0 Position

Can be adapted to match the front doors.

Freq (Hz)

90° Position

Can be adapted to match the front doors.

Dedicated cables list

FOCAL[®] INSIDE

Focal Inside references

Head unit y iso harness adaptor

		IW BMW YISO HARNESS
		IW FOR YISO HARNESS
		IW FOR YISO HARNESS V2
		IW NIS YISO HARNESS
		IW MBZ YISO HARNESS
		IW PSA YISO HARNESS
		IW REN YISO HARNESS
		IW TOY YISO HARNESS
		IW TOY YISO HARNESS V2
		IW VW YISO HARNESS

Impulse cable extension

	IW BMW IMP 2.1	
	IW IMP ext 150 (2.0)	
	IW IMP 2.1	
	IW IMP 2.2	